




**2008
XRT 850
Illustrated Parts List**



Gasoline and Electric Vehicles

Manual Number 103373013
Edition Code J

USING THE ILLUSTRATED PARTS LIST

⚠ WARNING

- **This manual is to be used only for identification and ordering of service parts. Be sure to read and use the maintenance and service manual before attempting any vehicle repairs.**

This manual covers all XRT850 vehicles built during the 2008 model year.

The manual is divided into sections. Note that there are two or three flags on the outside edge of each page. The first flag contains the section number of which that page is a part. The other flag (or flags) contains the letter G or E, signifying that the page pertains to the electric or gasoline vehicles only.

Use the Table of Contents to find the sections and pages that contain the parts and assemblies you seek. The Table of Contents lists section numbers, and under them, the individual page titles and numbers to be found in that section. The index can be used to find specific parts and assemblies. The index is divided into numerical and alphabetical listings with the page numbers in italic text.

There is a two-page spread for each individual page title in the Table of Contents. On the left-hand page is an illustration showing the parts in their relative positions; the parts are each tagged with an item number in a balloon. The right-hand page is the parts list page, and gives the page title at the top, then the item numbers (corresponding to the numbers on the illustration), part descriptions, and quantity of parts used.

Note that a part description may be indented. This indentation corresponds to a parts assembly level indicated by the numbers 1, 2, 3, and 4 at the top left corner of the parts description area of the parts list page. A part that is indented to *level 2* is a component of the *level 1* part (assembly) that it is listed under. A *level 3* part is a component of the *level 2* part that it is listed under, and a *level 4* part is a component of the *level 3* part preceding it. In each case, the part quantity given for a level 2, 3, or 4 part is the quantity used per next higher level assembly of which it is a component. A part that is not indented is a *level 1* part. This means that the quantity given is the quantity used per the portion of the vehicle illustrated on that particular spread.



P. O. Box 204658
Augusta, Georgia 30917-4658 USA
Telephone 706-863-3000
Service Parts Fax 706-855-7413
www.clubcar.com

HOW TO ORDER PARTS

Replacement parts and accessories can be obtained from our network of authorized dealers and distributors. You can obtain the name and phone number of your closest authorized Club Car dealer or distributor by visiting our web site at www.clubcardealer.com, by calling our toll-free Service Parts and Technical Assistance hotline at (800) 872-2246 or (706) 863-3000, extension 3887, or by scanning this Quick Response (QR) code to be taken to the Club Car dealer locator. **Refer to Figure 1.** Download a QR code reader such as RedLaser or Barcode Scanner to your cell phone or tablet.



Figure 1 Dealer Locator QR Code

CUSTOMER SATISFACTION SURVEY

Let your voice be heard!

Please take time to participate in the Technical Publications satisfaction survey. Obtaining feedback from our customers is important to the department's continuous improvement process. The online survey takes less than five minutes and responses will help the department to examine current performance as well as identify areas for future improvement.

Our top priority is to provide timely, accurate, and user friendly manuals.

The online satisfaction survey can be found at: <http://bit.ly/1w9uFMh>



Figure 2 Survey QR Code

NOTE: *This illustrated parts list represents the most current information at the time of publication. Club Car, Inc. is continually working to further improve its vehicles and other products. These improvements may affect the parts used to service the vehicle. Any modification and/or significant change in specifications will be forwarded to all Club Car and Carryall distributors/dealers and will, when applicable, appear in future editions of this illustrated parts list.*

Club Car, Inc. reserves the right to change specifications and designs at any time without notice and without the obligation of making changes to units previously sold.

Copyright © 2007, 2017 Club Car, Inc.
Club Car and ArmorFlex
are registered trademarks of Club Car, Inc.
This manual effective August 6, 2007.

CONTENTS

SECTION 1 – BODY AND TRIM

Brushguard and Bumper	1-3
Heavy-Duty Front Bumper with Receiver	1-5
Front Body	1-7
Cargo Rack and Bungee Net Kit	1-9
Dash Trim	1-11
Dash Pockets	1-13
Floormat	1-15
Gun Rack, Floor-Mount	1-17
Beverage Holder	1-19
Windshield, Hinged	1-21
Windshield, Non-Hinged	1-23
Seats	1-25
Nerf Bar	1-27
Rear, Fold Down Seat	1-29
Canopy (White) for Vehicles Equipped with Bed	1-31
Canopy (White) for Vehicles Equipped with Fold Down Rear Seat	1-33
Canopy (Black) for Vehicles Equipped with Bed	1-35
Canopy (Black) for Vehicles Equipped with Fold Down Rear Seat	1-37
Enclosure, 3-Sided – for Vehicle with Cargo Bed	1-39
Enclosure, 3-Sided – for Vehicle with Folddown Rear Seat	1-41
Trailer Hitch	1-43
Inner Fender	1-45
Rear Body – Electric Vehicles	1-47
Rear Body – Gasoline Vehicles	1-49
Bed Box	1-51

SECTION 2 – WHEELS AND TIRES

Wheels and Tires	2-3
------------------------	-----

SECTION 3 – DECALS

Safety Decals – Electric Vehicles	3-3
Safety Decals – Gasoline Vehicles	3-5
Badging Decals	3-7

SECTION 4 – LIGHTS, CONTROLS, AND INDICATORS

Headlights	4-3
Lighting System Components – XRT800/810/850 Gasoline Vehicles	4-5

CONTENTS

Lighting System Components – XRT850 Elec. With PowerDrive Charger	4-7
Turn Signal Kit – DS and Utility Gasoline and Electric Vehicles	4-9
Instrument Panel – XRT850 Gas	4-11
Battery Condition Indicator – Electric Vehicles	4-13
Instrument Panel – CA6/Vill 6 & 8/Tporter/XRT850 Elec. With Lester Charger	4-15
DC Converter – IQ System Electric Vehicle	4-17
Voltage Limiter – Gasoline Vehicle	4-19
Horn	4-21
Hour Meter – IQ System and IQ Plus Electric Vehicles	4-23
Tail Lights	4-25

SECTION 5 – BRAKE SYSTEM

Brake Pedal Assembly	5-3
Accelerator Pedal Assembly – Electric Vehicles with MCOR	5-5
Accelerator Pedal Assembly – Gasoline Vehicles	5-7
Accelerator Rod – Gasoline Vehicles	5-9
Rear Brake Assembly, Self-Adjusting – Vehicle with 2-Wheel Brakes	5-11
Brake Cables and Equalizer	5-13

SECTION 6 – STEERING AND SUSPENSION

Front Frame Plate Hardware – Turf/CA 252 and XRT 850/900	6-3
Steering Gear Assembly	6-5
Steering Column – Utility	6-7
Intermediate Steering Shaft – Turf/CA 252 and XRT 850/900	6-9
Tie Rod	6-11
Steering Wheel – XRT850	6-13
Front Spindles and Hubs – CA232 and XRT800/810/850	6-15
Front Suspension – Shock Absorbers	6-17
Front Suspension, Upper Control Arms & Kingpins	6-19
Front Suspension, Spring and Mounting Plates – XRT850	6-21
Rear Suspension – Shock Absorbers	6-23
Rear Suspension, Springs and Hardware	6-25
Stabilizer Bar – XRT 850	6-27

SECTION 7 – ELECTRICAL SYSTEM – GASOLINE VEHICLE

Wiring – Turf/Carryall 1 and XRT850 Gas	7-3
Starter/Generator Assembly Model G425419 – Gasoline Vehicles	7-5
Starter/Generator Mounting – FE350	7-7
Operation and Maintenance Switch	7-9

CONTENTS

Electrical Component Box – Turf/CA 1, 2, 252, and XRT850	7-11
Forward/Reverse Shifter Switches – Dash Mounted Shifter	7-13
Battery – Gasoline Utility Vehicles	7-15

SECTION 8 – FE350 ENGINE WITH ACR

FE350 Engine with ACR (Automatic Compression Release) – Shrouds and Brackets	8-3
FE350 Engine – Ignition Components and Flywheel	8-5
FE350 Engine – Oil Circulation	8-7
FE350 Engine – Cylinder Head	8-9
FE350 Engine with ACR – Crankcase, Camshaft, and Oil Sensor	8-11
FE350 Engine – Crankcase and Crankshaft	8-13
FE350 Engine Mounting	8-15

SECTION 9 – FUEL, INTAKE, AND GOVERNOR SYSTEMS

Fuel System and Tank without Sending Unit	9-3
Fuel System and Tank with Sending Unit	9-5
Carburetor Assembly, FE350 (AS11)	9-7
Carburetor Installation – FE350	9-9
Governor and Accelerator Cables	9-11
Air Intake Duct and Choke Button – Turf/CA 1 and XRT850	9-13
Air Filter and Intake Hose	9-15

SECTION 10 – EXHAUST SYSTEM – FE350 ENGINE

Exhaust System – FE350 Engine	10-3
Spark Arrestor Kit	10-5

SECTION 11 – DRIVE BELT AND CLUTCHES – CARBURETED GASOLINE VEHICLES

Drive Belt	11-3
Driven Clutch	11-5
Drive Clutch – CA 2 Plus/Vill. 6 & 8/Tporter/XRT850	11-7

SECTION 12 – UNITIZED TRANSAXLE – CARBURETED GAS VEHICLES

Forward/Reverse Shifter	12-3
Shifter Cable – Turf/Carryall 1 and XRT850	12-5
Kawasaki Transaxle – Gear Cases and Brackets	12-7
Kawasaki Transaxle – F&R Transmission and Gear Reduction	12-9
Kawasaki Transaxle – Differential and Axles	12-11
Graziano Transaxle – Gear Cases and Levers	12-13

CONTENTS

Graziano Transaxle – F&R Transmission and Gear Reduction	12-15
Graziano Transaxle -Differential and Axles	12-17
Differential Guard – Gasoline Vehicle	12-19

SECTION 13 – ELECTRICAL SYSTEM – ELECTRIC VEHICLES

Motor Controller Output Regulator (MCOR)	13-3
Wiring – XRT850 Electric	13-5
Tow/Run Switch – IQ System	13-7
Battery Charger Receptacle	13-9
Batteries, Electric Vehicle	13-11
Computer, Controller, and Solenoid	13-13

SECTION 14 – ELECTRIC MOTOR

Motor (Model 5BC59JBS6390) – Electric Vehicle	14-3
Motor (Model EJ4-4001) – Electric Vehicle	14-5

SECTION 15 – TRANSAXLE – ELECTRIC VEHICLES

Transaxle – Electric Vehicles	15-3
Differential Guard – Electric Vehicles	15-5

SECTION 16 – BATTERY CHARGERS

PowerDrive 3 Battery Charger (Model 26580), Domestic	16-3
PowerDrive 2 Battery Charger (Model 22110), Domestic	16-5
PowerDrive Battery Charger (Model 17930), Domestic	16-7
PowerDrive Battery Charger (Model 18780), Export	16-9
PowerDrive Battery Charger (Model 20310), European	16-11

SECTION 17 – MAINTENANCE AND SERVICE TOOLS

Maintenance and Service Tools	17-3
Maintenance and Service Tools, Continued	17-5
Maintenance and Service Tools, Continued	17-7

SECTION i – INDEX

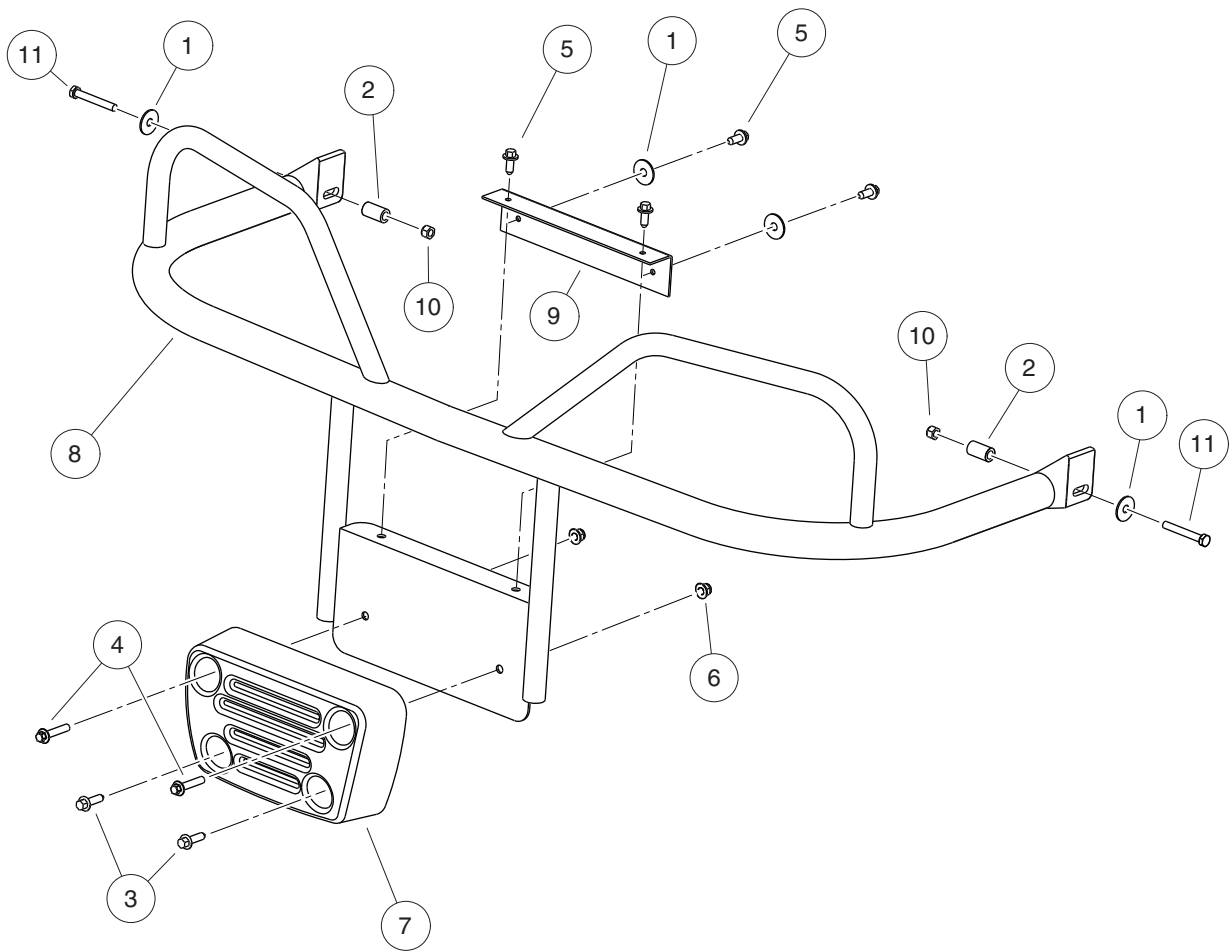
BODY AND TRIM

1

G

E

1
G
E



000838-002

BRUSHGUARD AND BUMPER

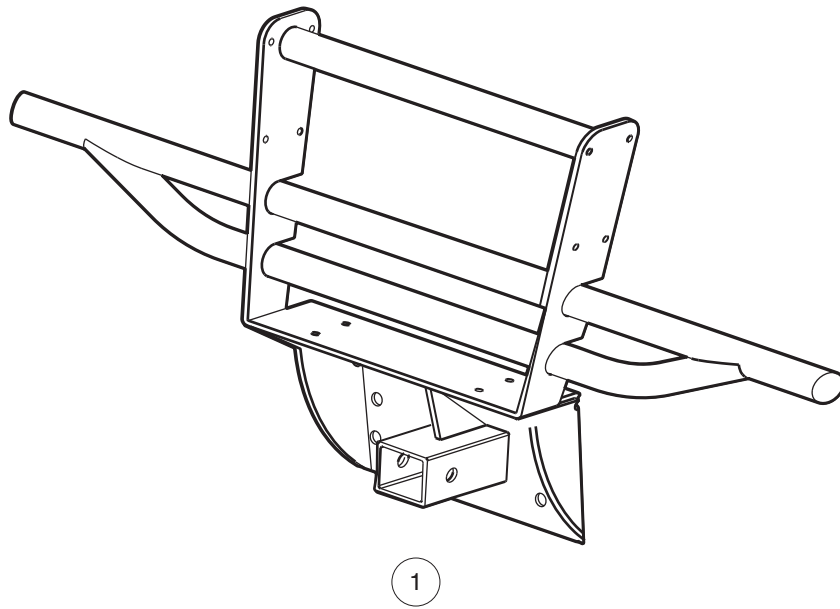
ITEM	PART NO.	DESCRIPTION	QTY
		1 2 3 4	
1	<u>1011578</u>	Washer, 5/16 Type B Flat	4
2	<u>1015608</u>	Tube Spacer, Hydraulic Cylinder	2
3	<u>102289002</u>	Screw, M8 X 1.25 X 30 Tri, Blk	2
4	<u>102298240</u>	Bolt, Flange Head, M8-1.25 X 40	2
5	<u>102298720</u>	Screw, M8-1.25x20, Taptite	4
6	<u>102618601</u>	Lock Nut, Flange, M8 X 1.25 Nylon	2
7	<u>102830501</u>	Bumper, Cast	1
8	<u>103411501</u>	Guard, Brush, Front, W Weight	1
9	<u>103413101</u>	Angle, Cowl Retention	1
10	<u>7473</u>	Locknut, 5/16-18 Nylon Insert	2
11	<u>8935</u>	Screw, 5/16-18 X 2.25 Hex-Head Cap	2

1
G
E

1

G

E



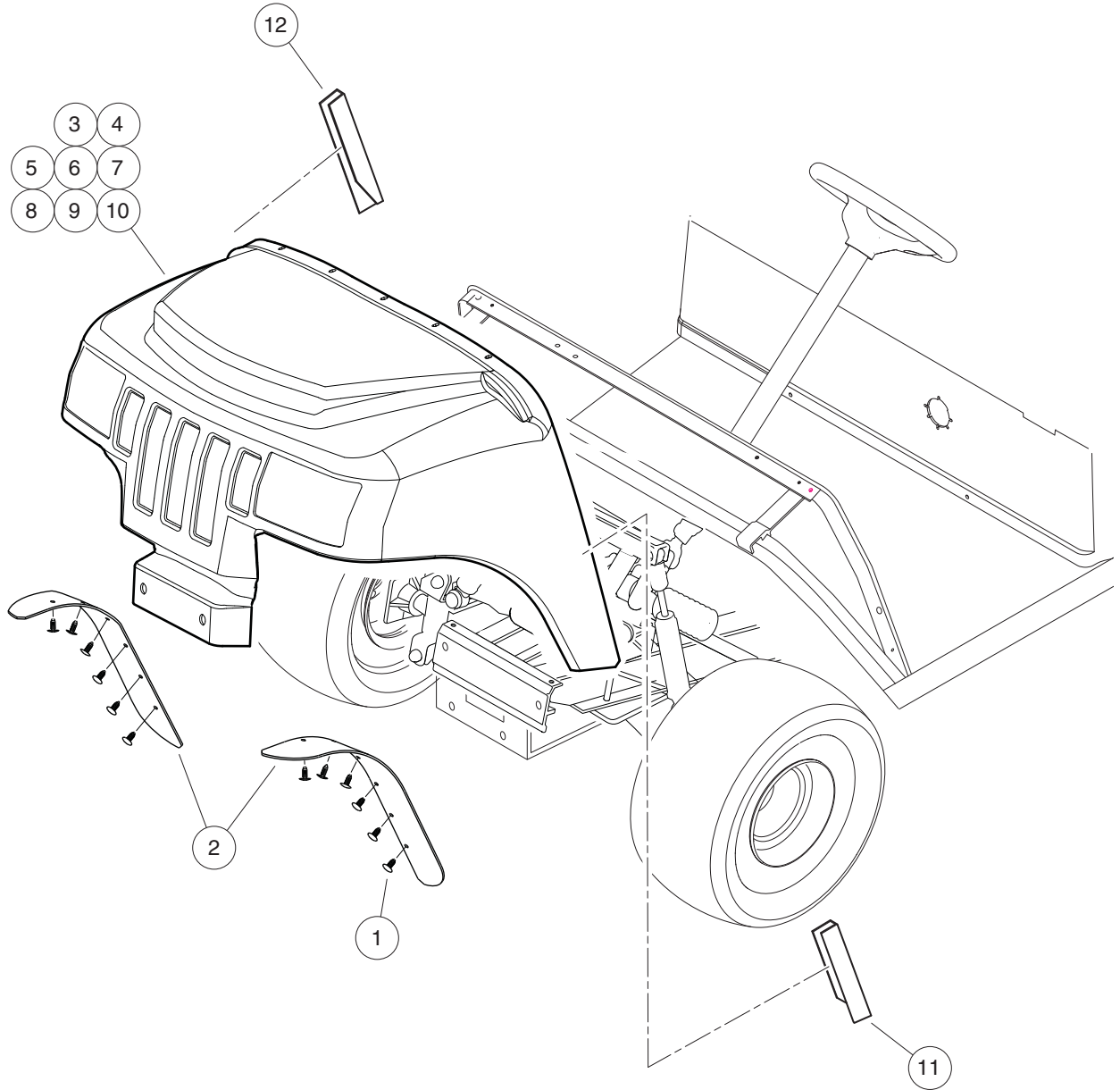
001311-001

HEAVY-DUTY FRONT BUMPER WITH RECEIVER

ITEM	PART NO.	DESCRIPTION	QTY
1	<u>AM1225001</u>	1 2 3 4 Kit, Hd Frt Bmpr W/2" Rec, 800	1

1
G
E

1
G
E



001302-001

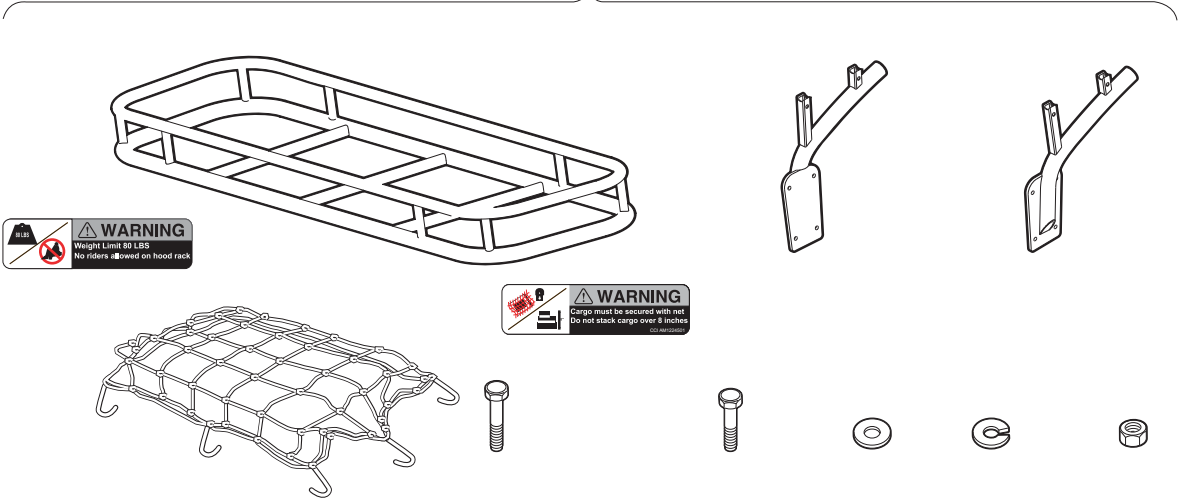
FRONT BODY

ITEM	PART NO.	DESCRIPTION	QTY
		1 2 3 4	
1	<u>1010434</u>	Barrel - Plastic	12
2	<u>102004401</u>	Fender Extrusion	2
3	<u>102778501</u>	Cowl, Red	1
4	<u>102778502</u>	Cowl, Green	1
5	<u>102778503</u>	Cowl, Camouflage (Husqvarna)	1
6	<u>102778504</u>	Cowl, Classic Blue	1
7	<u>102778505</u>	Cowl, XRT- Black	1
8	<u>102778507</u>	Cowl, XRT- Camo Hard Wood HD (Standard camo for XRT850)	1
9	N/A	Cowl, XRT- Camo Max4 HD	1
10	<u>102778509</u>	Cowl, XRT- Silver	1
11	<u>103405401</u>	Cowl Cover, Driver, Short	1
12	<u>103405402</u>	Cowl Cover, Pass, Short	1

1
G
E

1
G
E

1

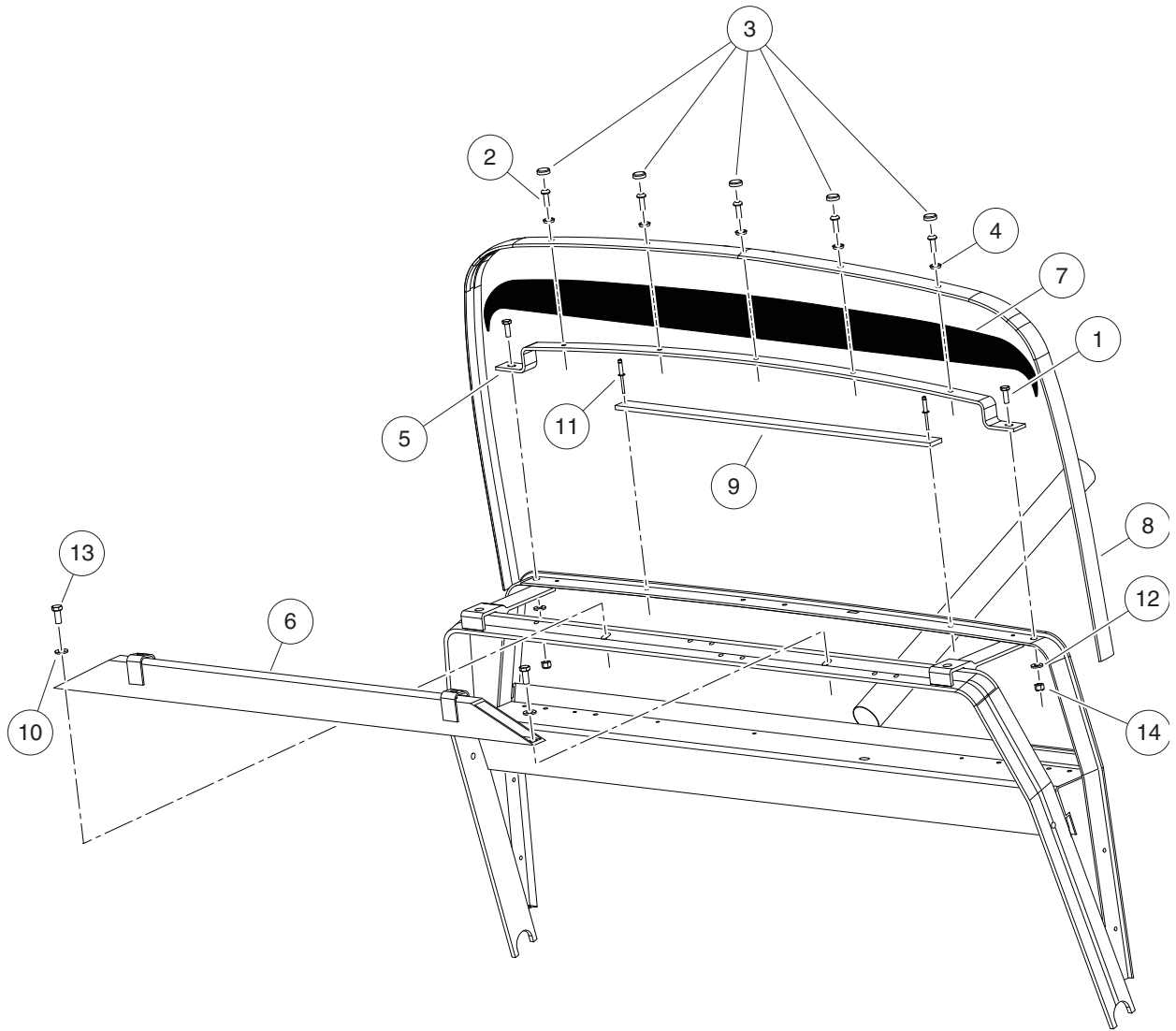


001312-001

CARGO RACK AND BUNGEE NET KIT

ITEM	PART NO.	DESCRIPTION	QTY
1	<u>AM1213901</u>	1 2 3 4 Kit, Cargo Rack, 800	1

1
G
E

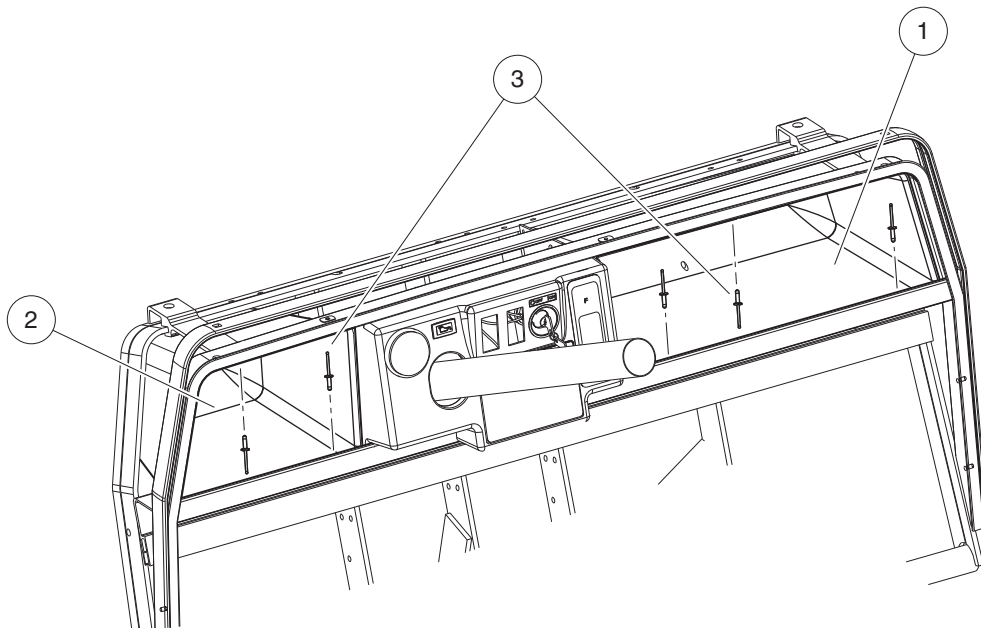


000823-004

DASH TRIM

ITEM	PART NO.	DESCRIPTION	QTY
		1 2 3 4	
1	<u>101954301</u>	Screw, 1/4-20 X 0.75 Hex-Head Cap	2
2	<u>102025801</u>	Screw, 1/4-20 X .75 Torx Pn Hd	5
3	<u>102045001</u>	Cap, 1/4" Plastic Screw Head	5
4	<u>102048401</u>	Washer, 1/4 Id Scalloped Plast	5
5	<u>102778601</u>	Support, Upper Cowl	1
6	<u>103313301</u>	Asm, Brace, Canopy, Tube, Xrt	1
7	<u>103364101</u>	Panel, Closeout, Dash	1
8	<u>103364201</u>	Strip, Trim, Dash, Black	1
9	<u>103395101</u>	Plate, Retention, Closeout	1
10	<u>1241</u>	Washer, 5/16 Type A Flat	2
11	<u>1606</u>	Rivet, 3/16 X .500 Alum Pop	2
12	<u>332</u>	Washer, 1/4 Type A Narrow Flat	2
13	<u>7173</u>	Screw, 5/16-18 X 0.75, Hex-Head Cap	2
14	<u>8233</u>	Locknut, 1/4-20, Nylon Insert	2

1
G
E



001434-001

DASH POCKETS

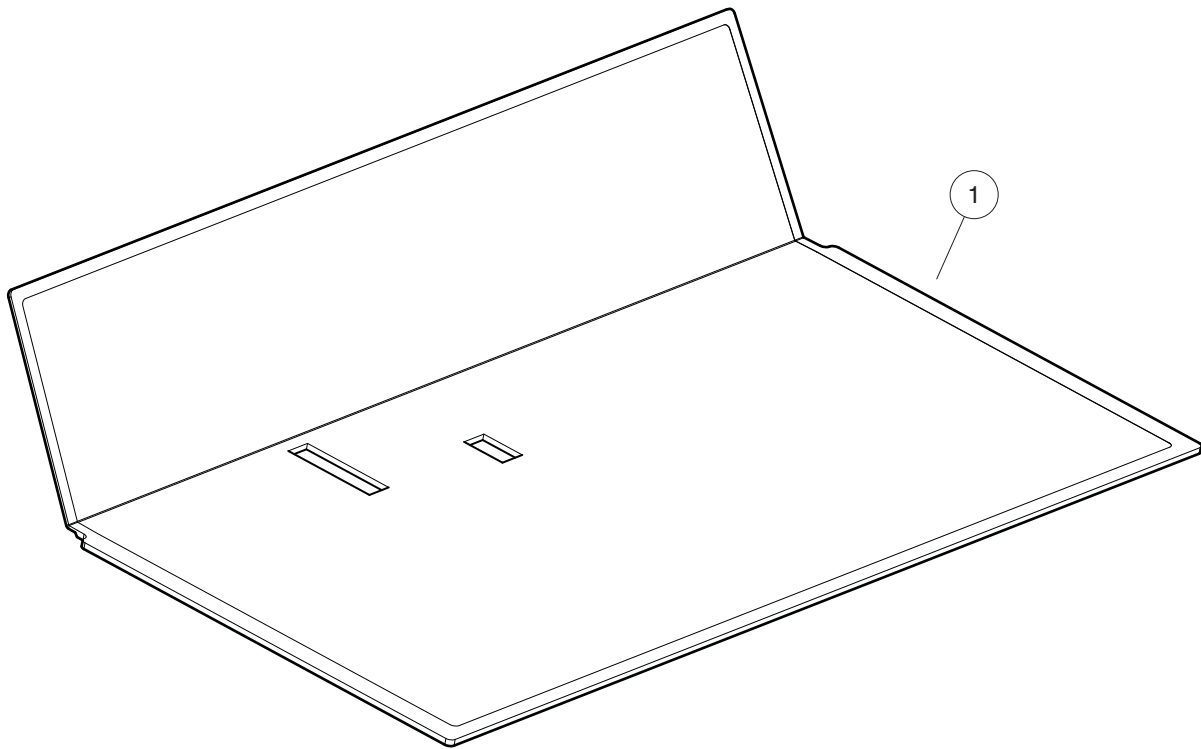
ITEM	PART NO.	DESCRIPTION	QTY
1	<u>1013343</u>	1 2 3 4 Dash Component, Passenger-Side, Black	1
2	1013344	Dash Component, Driver-Side	1
3	<u>7973</u>	Rivet, 3/16 X .400 Blind	5

1
G
E

1

G

E



000825-002

FLOORMAT

ITEM	PART NO.	DESCRIPTION	QTY
1	<u>101503202</u>	1 2 3 4 Floormat	1

1
G
E

1

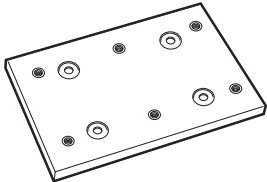
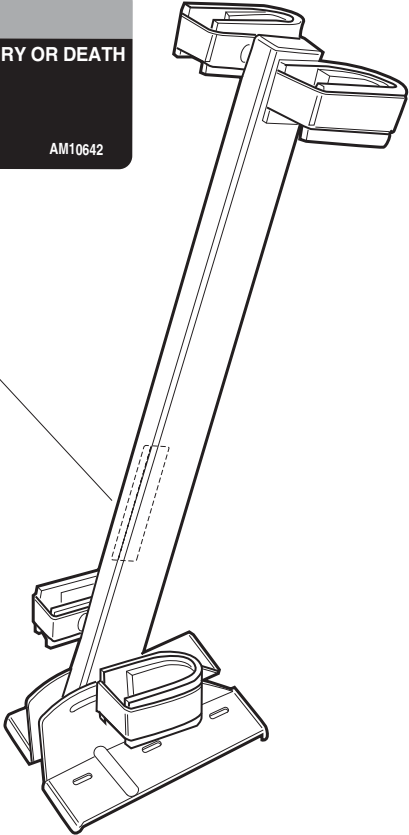
⚠ WARNING

FAILURE TO HEED THE FOLLOWING INSTRUCTIONS CAN CAUSE SEVERE INJURY OR DEATH

- Obey all Hunting Laws and Regulations.
- Never carry a closed action or loaded firearm in a vehicle.
- Always control the muzzle direction of the firearm.
- Treat each firearm as if it were loaded.
- Always point a firearm in a safe direction when loading.
- Put the safety on, double check it.

AM10642

WARNING DECAL



MOUNTING PLATE



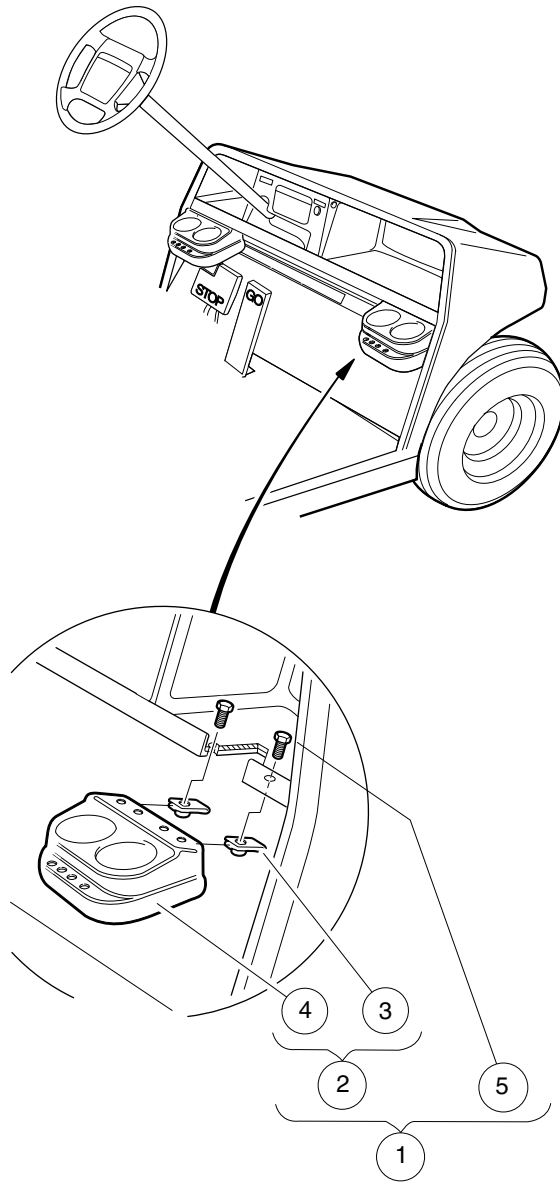
FLOOR-MOUNT GUN RACK

001313-001

GUN RACK, FLOOR-MOUNT

ITEM	PART NO.	DESCRIPTION	QTY
1	<u>AM10639</u>	1 2 3 4 Floor Mount Gun Rack Kit	1

1
G
E



000253-002

BEVERAGE HOLDER


ITEM	PART NO.	DESCRIPTION	QTY
		1 2 3 4	
1	<u>101708301</u>	Drink Holder Kit (includes items 2 through 5)	1
2	<u>1016811</u>	Holder, Dual Cup (includes items 3 and 4)	1
3	1016952	U-Nut, 1/4-20	2
4	N/A	Cup Holder, Dual	1
5	<u>7847</u>	Screw, 1/4-20 X 0.75 Hex-Head Cap	2

1
G
E

1

G

E



001205-001

WINDSHIELD, HINGED


ITEM	PART NO.	DESCRIPTION	QTY
		1 2 3 4	
1	<u>101728602</u>	Hinged Windshield Kit (includes items 2 through 5)	1
2	<u>102005701</u>	5" Plastic Extrusion	4
3	<u>102163001</u>	Windshield Channel	1
4	<u>102163101</u>	Channel with Receiver Clip	2
5	N/A	Clip, Release	2

1
G
E

1

G

E



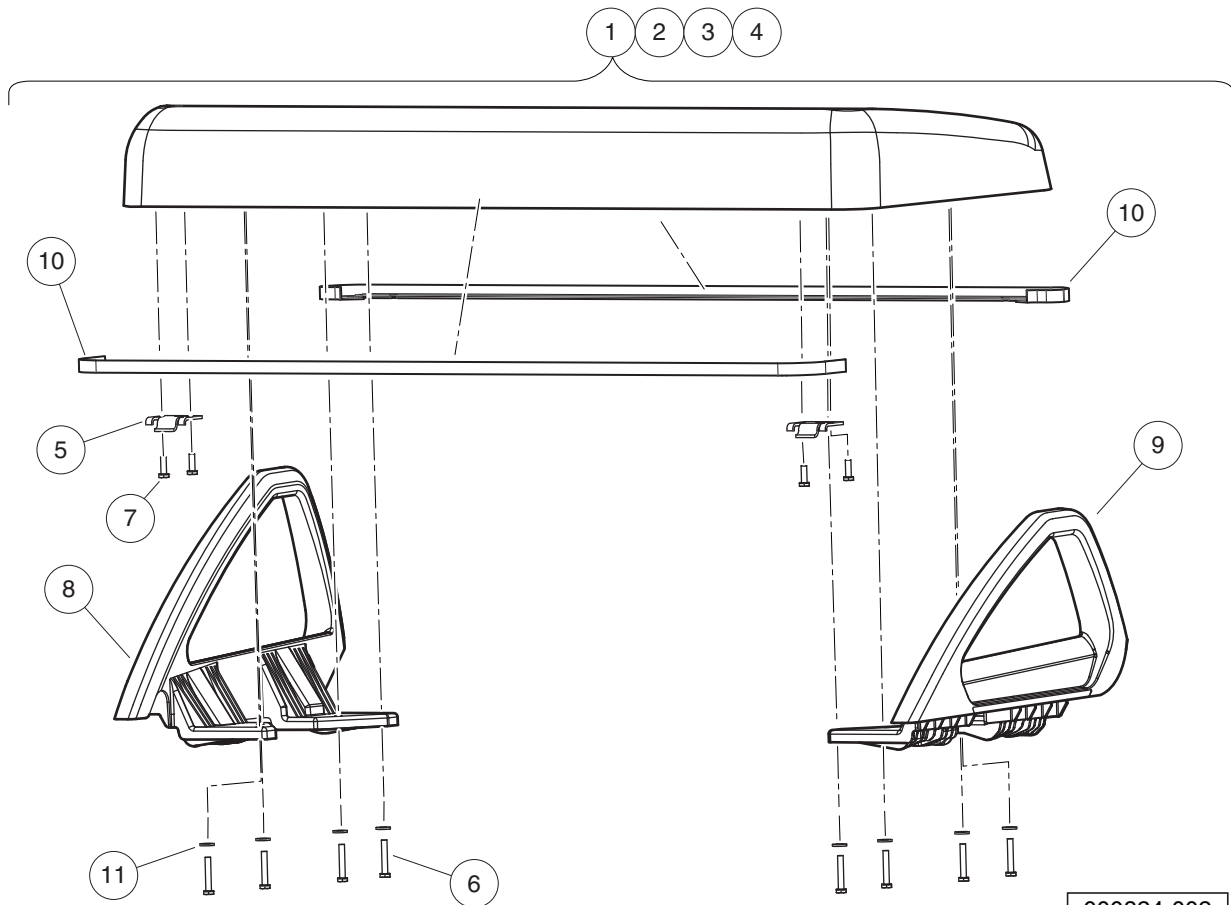
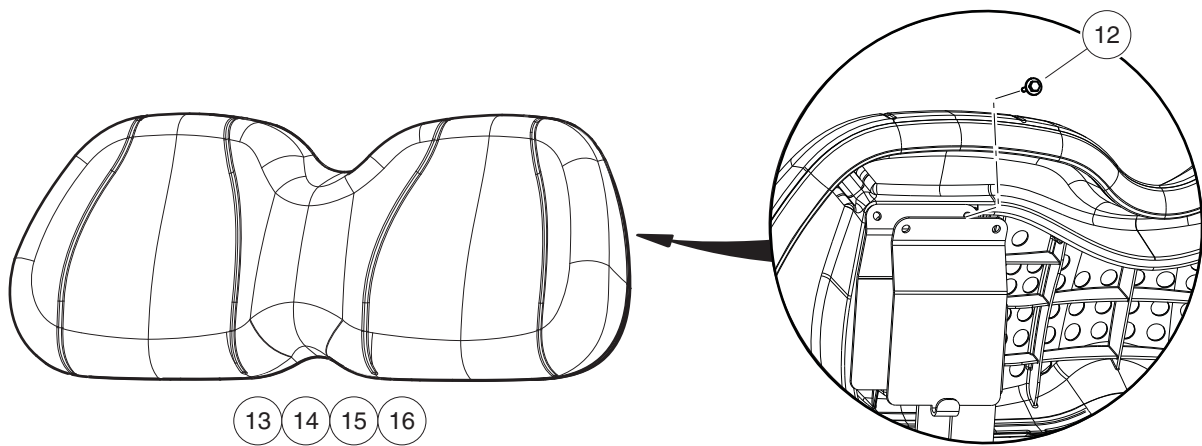
001204-001

WINDSHIELD, NON-HINGED

ITEM	PART NO.	DESCRIPTION	QTY
		1 2 3 4	
1	1014435	Windshield Tinted One-Piece (includes items 2 and 3)	1
2	<u>1011897</u>	Bumper, Protective	2
3	<u>101444101</u>	21" Plastic Extrusion	3
<p style="margin-left: 40px;">Note: Requires Windshield Frame Kit.</p>			



1
G
E



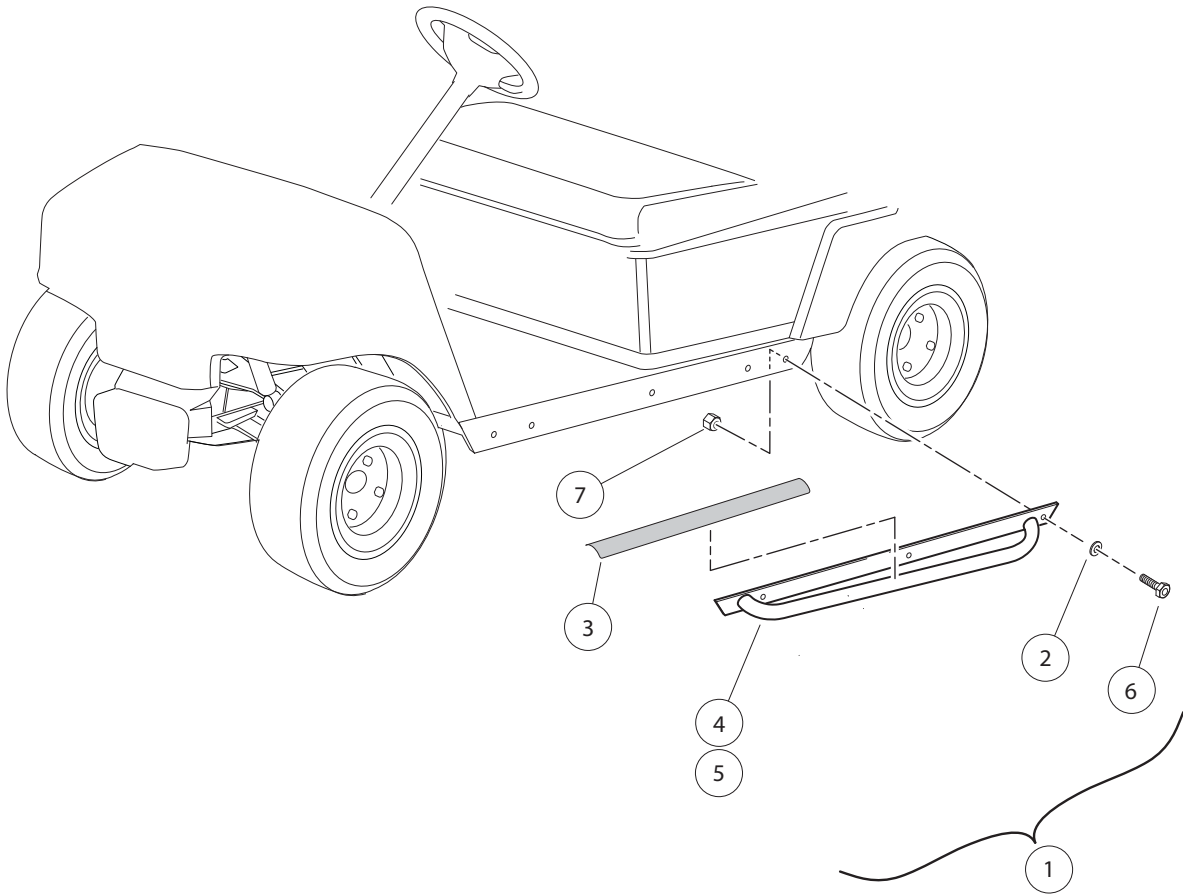
000824-002

SEATS

ITEM	PART NO.	DESCRIPTION	QTY
		1 2 3 4	
1	101998004	Seat Bottom Assembly, Black	1
2	101998006	Seat Bottom Assembly, Gray	1
3	101998007	Seat Assy Precedent White	1
4	101998008	Seat Assy Precedent Beige (includes items 5 through 11)	1
5	<u>1011652</u>	Hinge Plate	2
6	1016916	Screw, 1/4-20 X 1.50 Hex-Head Cap	8
7	<u>101954301</u>	Screw, 1/4-20 X 0.75 Hex-Head Cap	4
8	101985502	Armrest, Passenger (right)	1
9	<u>101987602</u>	Armrest, Driver (left)	1
10	<u>101998501</u>	Gasket, Seat	2
11	<u>332</u>	Washer, 1/4 Type A Narrow Flat	8
12	<u>102296530</u>	Screw - M6 X 1.0 X 30 Sems	2
13	<u>102503221</u>	Service Backrest Asm, Beige	1
14	<u>102503222</u>	Service Backrest Asm, White	1
15	<u>102503224</u>	Service Backrest Asm, Gray	1
16	<u>102503225</u>	Service Backrest Asm-black	1

1
G
E

1
G
E



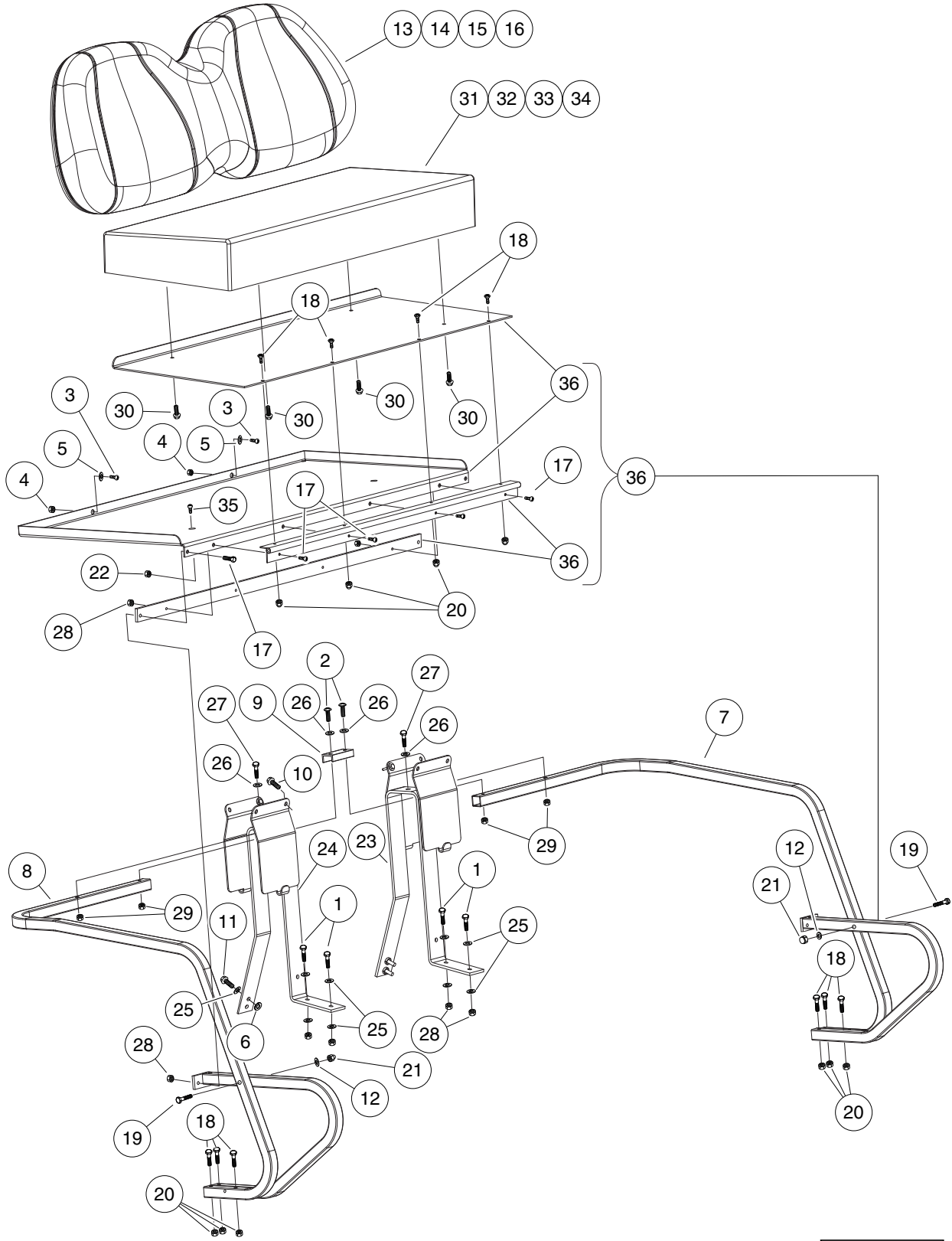
000360-004

NERF BAR

ITEM	PART NO.	DESCRIPTION	QTY
		1 2 3 4	
1	<u>102829801</u>	Kit, Nerf Bar, Ds/lynx (includes items 2 through 7)	1
2	<u>1011990</u>	Washer, 3/8 Flat	6
3	<u>102355102</u>	Tape, Non-skid	2
4	<u>102829701</u>	Asm, Nerf Bar, Dmnd Plt, Drv	1
5	<u>102829702</u>	Asm, Nerf Bar, Dmnd Plt,pass	1
6	320	Screw, 3/8-16 X 1.00 Hex-Head Cap	6
7	<u>8754</u>	Locknut, 3/8-16 Hex	6

1
G
E

1
G
E



000841-001

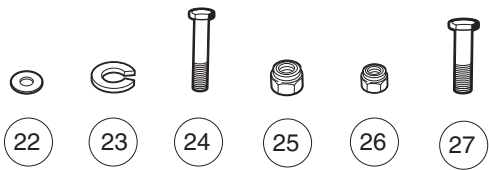
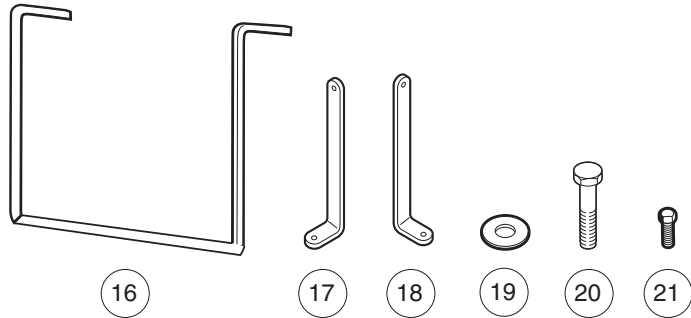
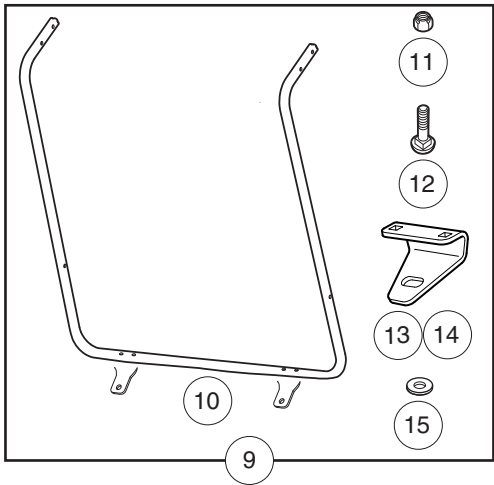
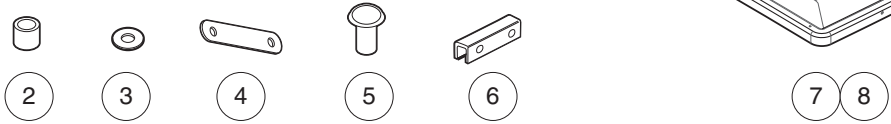
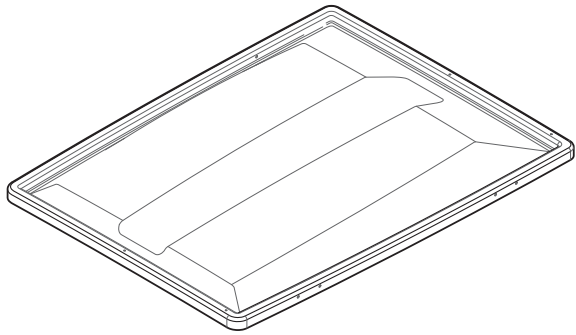
REAR, FOLD DOWN SEAT

ITEM	PART NO.	DESCRIPTION	QTY
		1 2 3 4	
1	<u>1010577</u>	Bolt, Hex-Head, 5/16-18 X 1.50	4
2	<u>1011988</u>	Screw, 1/4-20 X 2.00 Phillips Truss-Head	2
3	<u>1015059</u>	Screw, 5/16-18 X 1.0 Phl Truss	2
4	<u>1015072</u>	Locknut, 5/16-18 Nylon Insert	2
5	<u>1015077</u>	Washer, 5/16 Flat	2
6	<u>1017774</u>	Body Spacer	4
7	<u>101841201</u>	Armrest, Seat, Rear, Right-Hand	1
8	<u>101841202</u>	Armrest, Seat, Rear, Left-Hand	1
9	<u>101841301</u>	Armrest Bracket	1
10	<u>101910401</u>	Screw, 5/16-18 X 1.25 Thrd Frm	4
11	<u>102296530</u>	Screw - M6 X 1.0 X 30 Sems	2
12	<u>102324901</u>	Washer, Flat, 1/4", Blk	2
13	<u>102503211</u>	4 Pass Backrest Asm-beige	1
14	<u>102503212</u>	4 Pass Backrest Asm-white	1
15	<u>102503214</u>	Backrest Assembly, Gray	1
16	<u>102503215</u>	4 Pass Backrest Asm-black	1
17	<u>102541425</u>	Bolt, M6x1.0x25, Hex Flhd, Blk-l	6
18	<u>102541445</u>	Bolt-m6x1.0x45 Hex Flhd,blk	10
19	<u>102541465</u>	Bolt, M 6 X 1.0 X 65 Hex, Flange, Head, Black	2
20	<u>102541501</u>	Nut-m6x1.0 Fl Mtl Lock,blk	10
21	<u>102582401</u>	Cap Nut M6, Sp	6
22	<u>102618601</u>	Lock Nut, Flange, M8 X 1.25 Nylon	2
23	<u>103378301</u>	Weldment, Bracket, Seat, Fd Rh	1
24	<u>103378302</u>	Weldment, Bracket, Seat, Fd Lh	1
25	<u>1241</u>	Washer, 5/16 Type A Flat	12
26	<u>332</u>	Washer, 1/4 Type A Narrow Flat	6
27	<u>7311</u>	Screw, 1/4-20 X 2.00 Hex-Head Cap	2
28	<u>7473</u>	Locknut, 5/16-18 Nylon Insert	12
29	<u>8233</u>	Locknut, 1/4-20, Nylon Insert	4
30	<u>SVPP230201</u>	1/4-20x.75 Fl Hd Mach Scr Ss	4
31	<u>SVPP230901</u>	Seat Sub Asm, Beige	1
32	<u>SVPP230902</u>	Seat Sub Asm, White	1
33	<u>SVPP230903</u>	Seat Asm - Gray	1
34	<u>SVPP230904</u>	Seat Sub Asm, Blk	1
35	<u>SVPP234001</u>	M8x1.25x25 Fl Hd Mach Scr	2
36	<u>SVPP285901</u>	Kit, Fold Downxrt 800/810/850	1

1
G
E

1
G
E

1



000840-003

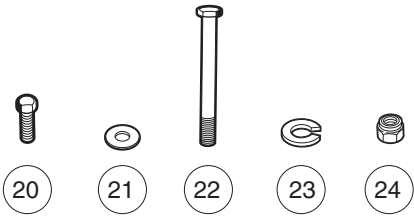
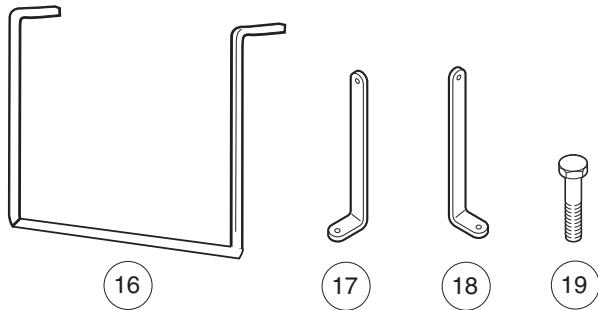
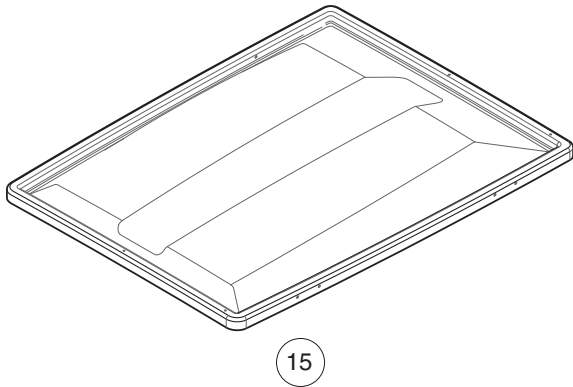
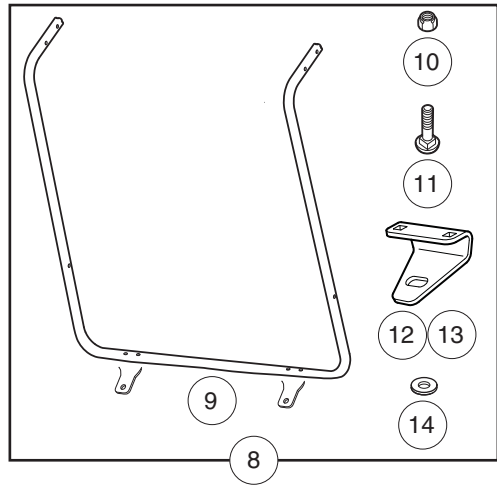
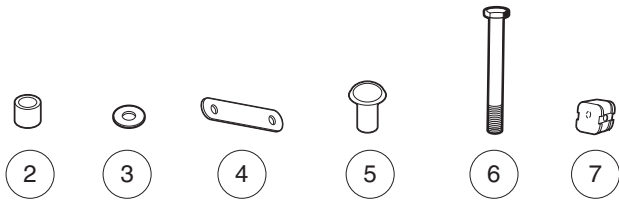
CANOPY (WHITE) FOR VEHICLES EQUIPPED WITH BED

ITEM	PART NO.	DESCRIPTION	QTY
		1 2 3 4	
1	<u>103410501</u>	Kit, Canopy, White 56" (includes items 2 through 27)	1
2	<u>1010237</u>	Bushing	2
3	<u>1010517</u>	Washer, .88 Od X .343 Id Nylon	2
4	1011852	Plate, Canopy Trim	8
5	1011878	T-nut, 1/4-20 X .310 Capped	2
6	1012008	Support, Side Canopy	2
7	1014509	Canopy, White (includes item 8)	1
8	1011942	Modified Grommet	2
9	<u>102824402</u>	Support, Front, Canopy, 800 (includes items 10 through 15)	1
10	<u>101186302</u>	Frame, Windshield, Vac Cowl	1
11	<u>1015091</u>	Nut, 1/4-20 Stainless-Steel Center-Lock Cap	4
12	N/A	Bolt, Carriage 1/4-20 X 1.50	4
13	<u>102854301</u>	Bracket, Support, Windshield Frame, Driver-Side	1
14	<u>102854302</u>	Bracket, Support, Windshield Frame, Passenger-Side	1
15	<u>332</u>	Washer, 1/4 Type A Narrow Flat	4
16	<u>103411001</u>	Brace, Canopy, Short, Bed	1
17	<u>103411101</u>	Brace, Knee, Lh	1
18	<u>103411201</u>	Brace, Knee, Rh	1
19	<u>1241</u>	Washer, 5/16 Type A Flat	6
20	<u>1703</u>	Screw, 1/4-20 X 1.50 Hx Hd Cap	2
21	304	Screw, 1/4-20 X 1.0 Hex-Head Cap	2
22	<u>332</u>	Washer, 1/4 Type A Narrow Flat	20
23	<u>451</u>	Lockwasher, 1/4 Split	2
24	<u>7311</u>	Screw, 1/4-20 X 2.00 Hex-Head Cap	8
25	<u>7473</u>	Locknut, 5/16-18 Nylon Insert	3
26	<u>8233</u>	Locknut, 1/4-20, Nylon Insert	8
27	<u>8963</u>	Screw, 5/16-18 X 1.75 Hex-Head Cap	3

1
G
E

1
G
E

1



000840-004

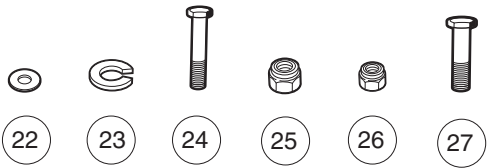
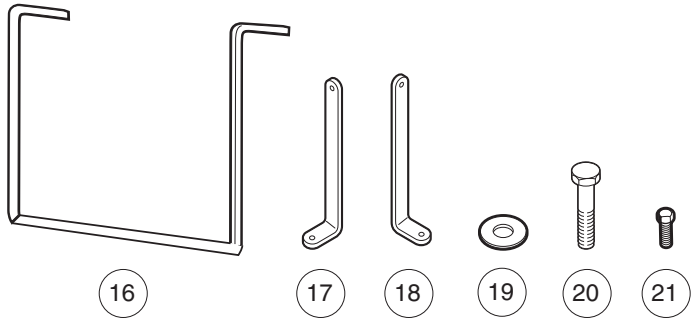
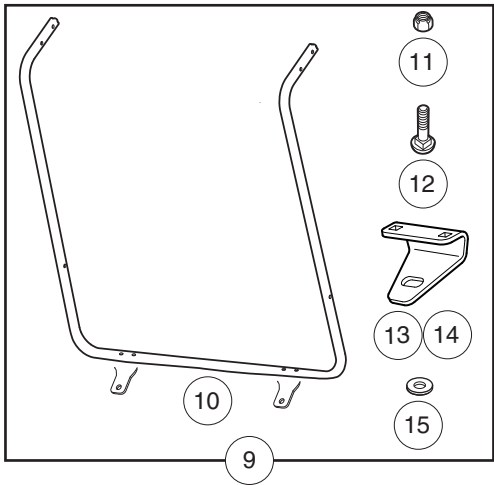
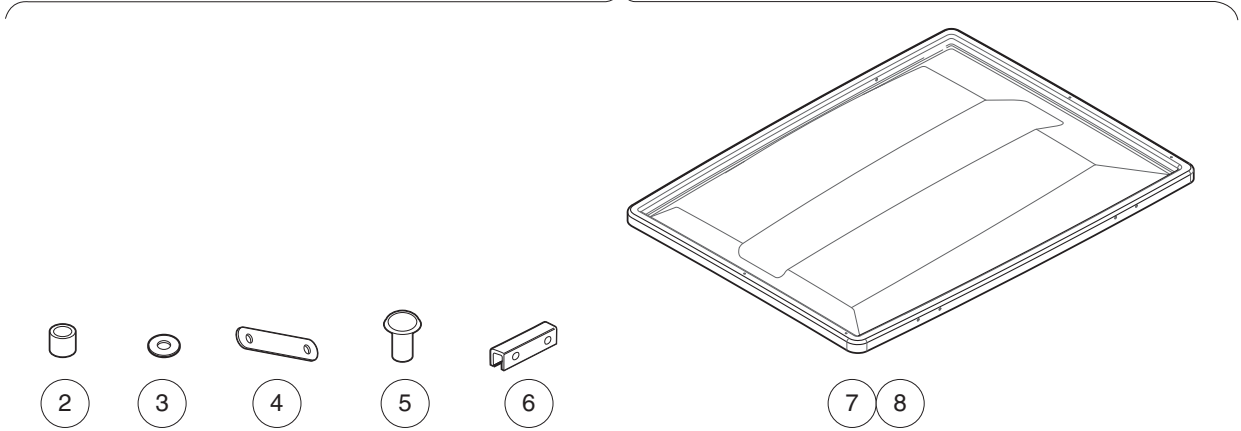
CANOPY (WHITE) FOR VEHICLES EQUIPPED WITH FOLD DOWN REAR SEAT

ITEM	PART NO.	DESCRIPTION	QTY
		1 2 3 4	
1	<u>103410701</u>	Kit, Canopy, White 80" Fld Dwn (includes items 2 through 24)	1
2	<u>1010237</u>	Bushing	2
3	<u>1010517</u>	Washer, .88 Od X .343 Id Nylon	2
4	1011852	Plate, Canopy Trim	8
5	1011878	T-nut, 1/4-20 X .310 Capped	2
6	<u>1013872</u>	Bolt, 1/4-20 X 4.00 Hex Head	2
7	1013884	Spacer, Bag Hoop	10
8	<u>102824402</u>	Support, Front, Canopy, 800 (includes items 9 through 14)	1
9	<u>101186302</u>	Frame, Windshield, Vac Cowl	1
10	<u>1015091</u>	Nut, 1/4-20 Stainless-Steel Center-Lock Cap	4
11	N/A	Bolt, Carriage 1/4-20 X 1.50	4
12	<u>102854301</u>	Bracket, Support, Windshield Frame, Driver-Side	1
13	<u>102854302</u>	Bracket, Support, Windshield Frame, Passenger-Side	1
14	<u>332</u>	Washer, 1/4 Type A Narrow Flat	4
15	N/A	Canopy, 80" White, Plain Band	1
16	<u>103410901</u>	Brace, Canopy, Rear, Long	1
17	<u>103411101</u>	Brace, Knee, Lh	1
18	<u>103411201</u>	Brace, Knee, Rh	1
19	<u>1703</u>	Screw, 1/4-20 X 1.50 Hx Hd Cap	2
20	304	Screw, 1/4-20 X 1.0 Hex-Head Cap	2
21	<u>332</u>	Washer, 1/4 Type A Narrow Flat	24
22	343	Screw, 1/4-20 X 3.00 Hx Hd Cap	8
23	<u>451</u>	Lockwasher, 1/4 Split	2
24	<u>8233</u>	Locknut, 1/4-20, Nylon Insert	10

1
G
E

1
G
E

1



000840-003

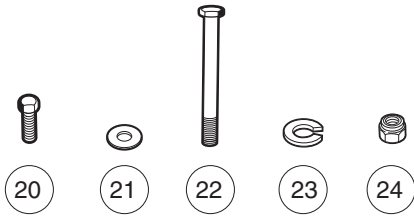
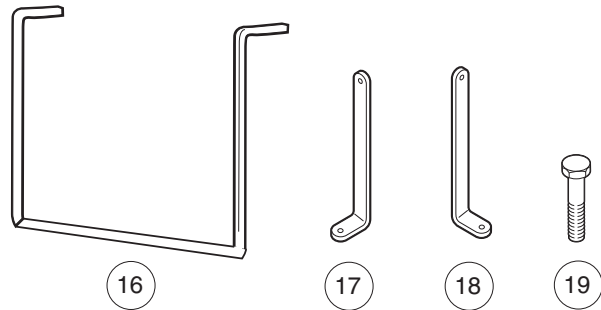
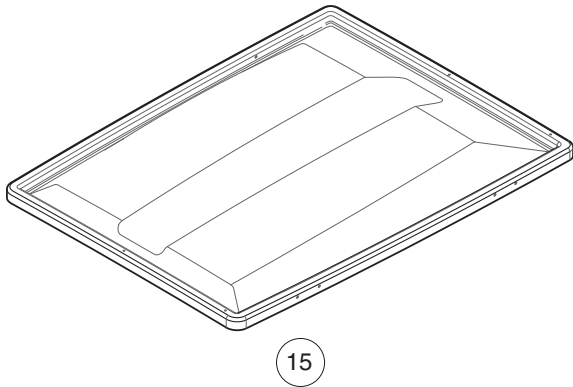
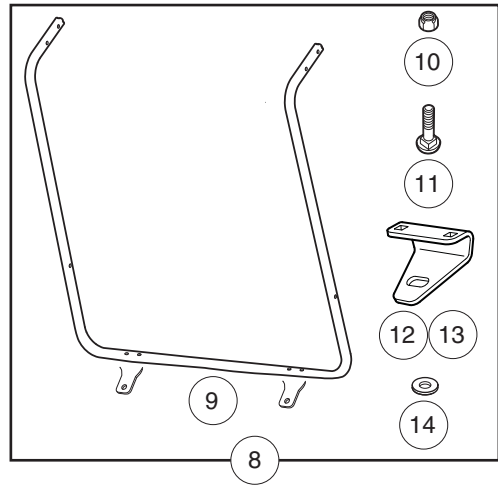
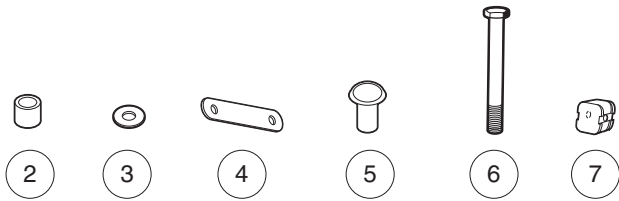
CANOPY (BLACK) FOR VEHICLES EQUIPPED WITH BED

ITEM	PART NO.	DESCRIPTION	QTY
		1 2 3 4	
1	<u>103410401</u>	Kit, Canopy, Black 56" (includes items 2 through 27)	1
2	<u>1010237</u>	Bushing	2
3	<u>1010517</u>	Washer, .88 Od X .343 Id Nylon	2
4	1011852	Plate, Canopy Trim	8
5	1011878	T-nut, 1/4-20 X .310 Capped	2
6	1012008	Support, Side Canopy	2
7	<u>101450902</u>	Asm, Canopy, Black (includes item 8)	1
8	1011942	Modified Grommet	2
9	<u>102824402</u>	Support, Front, Canopy, 800 (includes items 10 through 15)	1
10	<u>101186302</u>	Frame, Windshield, Vac Cowl	1
11	<u>1015091</u>	Nut, 1/4-20 Stainless-Steel Center-Lock Cap	4
12	N/A	Bolt, Carriage 1/4-20 X 1.50	4
13	<u>102854301</u>	Bracket, Support, Windshield Frame, Driver-Side	1
14	<u>102854302</u>	Bracket, Support, Windshield Frame, Passenger-Side	1
15	<u>332</u>	Washer, 1/4 Type A Narrow Flat	4
16	<u>103411001</u>	Brace, Canopy, Short, Bed	1
17	<u>103411101</u>	Brace, Knee, Lh	1
18	<u>103411201</u>	Brace, Knee, Rh	1
19	<u>1241</u>	Washer, 5/16 Type A Flat	6
20	<u>1703</u>	Screw, 1/4-20 X 1.50 Hx Hd Cap	2
21	304	Screw, 1/4-20 X 1.0 Hex-Head Cap	2
22	<u>332</u>	Washer, 1/4 Type A Narrow Flat	20
23	<u>451</u>	Lockwasher, 1/4 Split	2
24	<u>7311</u>	Screw, 1/4-20 X 2.00 Hex-Head Cap	8
25	<u>7473</u>	Locknut, 5/16-18 Nylon Insert	3
26	<u>8233</u>	Locknut, 1/4-20, Nylon Insert	8
27	<u>8963</u>	Screw, 5/16-18 X 1.75 Hex-Head Cap	3

1
G
E

1
G
E

1



000840-004

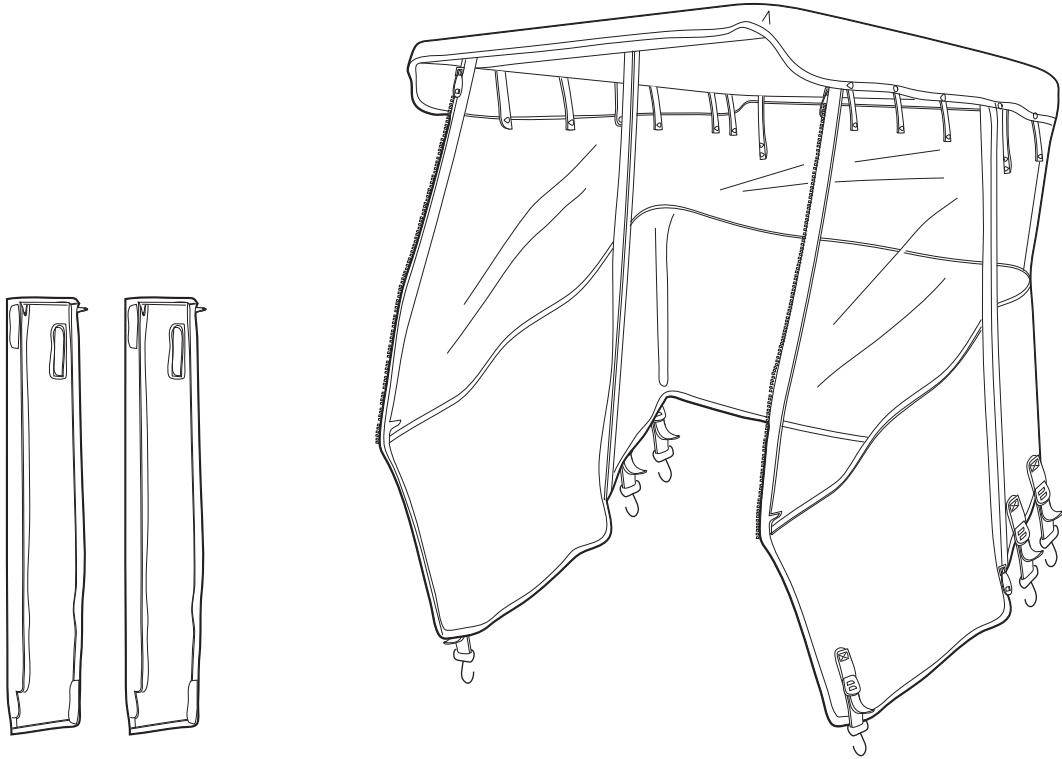
CANOPY (BLACK) FOR VEHICLES EQUIPPED WITH FOLD DOWN REAR SEAT

ITEM	PART NO.	DESCRIPTION	QTY
		1 2 3 4	
1	103410601	Kit, Canopy, Black 80" Fld Dwn (includes items 2 through 24)	1
2	<u>1010237</u>	Bushing	2
3	<u>1010517</u>	Washer, .88 Od X .343 Id Nylon	2
4	1011852	Plate, Canopy Trim	8
5	1011878	T-nut, 1/4-20 X .310 Capped	2
6	<u>1013872</u>	Bolt, 1/4-20 X 4.00 Hex Head	2
7	1013884	Spacer, Bag Hoop	10
8	<u>102824402</u>	Support, Front, Canopy, 800 (includes items 9 through 14)	1
9	<u>101186302</u>	Frame, Windshield, Vac Cowl	1
10	<u>1015091</u>	Nut, 1/4-20 Stainless-Steel Center-Lock Cap	4
11	N/A	Bolt, Carriage 1/4-20 X 1.50	4
12	<u>102854301</u>	Bracket, Support, Windshield Frame, Driver-Side	1
13	<u>102854302</u>	Bracket, Support, Windshield Frame, Passenger-Side	1
14	<u>332</u>	Washer, 1/4 Type A Narrow Flat	4
15	<u>103410803</u>	Canopy, 80" Black, Black Band	1
16	<u>103410901</u>	Brace, Canopy, Rear, Long	1
17	<u>103411101</u>	Brace, Knee, Lh	1
18	<u>103411201</u>	Brace, Knee, Rh	1
19	<u>1703</u>	Screw, 1/4-20 X 1.50 Hx Hd Cap	2
20	304	Screw, 1/4-20 X 1.0 Hex-Head Cap	2
21	<u>332</u>	Washer, 1/4 Type A Narrow Flat	24
22	343	Screw, 1/4-20 X 3.00 Hx Hd Cap	8
23	<u>451</u>	Lockwasher, 1/4 Split	2
24	<u>8233</u>	Locknut, 1/4-20, Nylon Insert	10

1
G
E

1
G
E

1
2



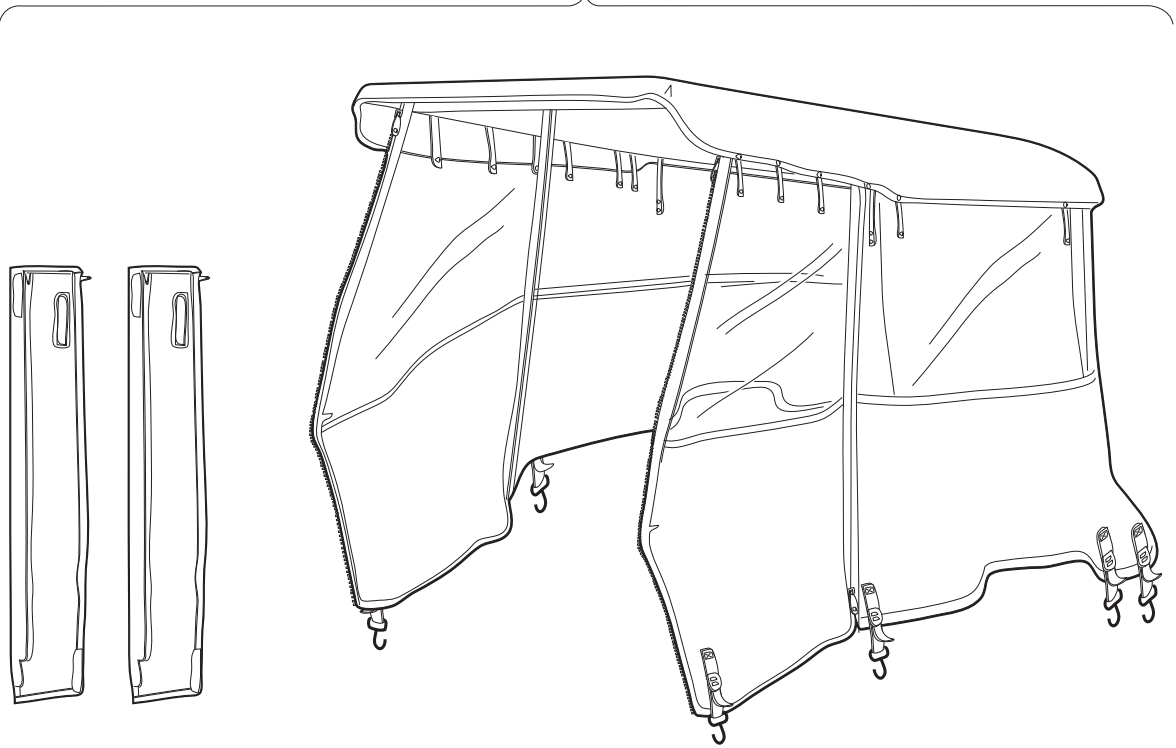
001309-001

ENCLOSURE, 3-SIDED – FOR VEHICLE WITH CARGO BED

ITEM	PART NO.	DESCRIPTION	QTY
		1 2 3 4	
1	<u>102852801</u>	Kit, Enclosure, Gray, W/ Bed	1
2	<u>103407601</u>	Kit, Enclosure, Black, W/ Bed	1

1
G
E

1
2



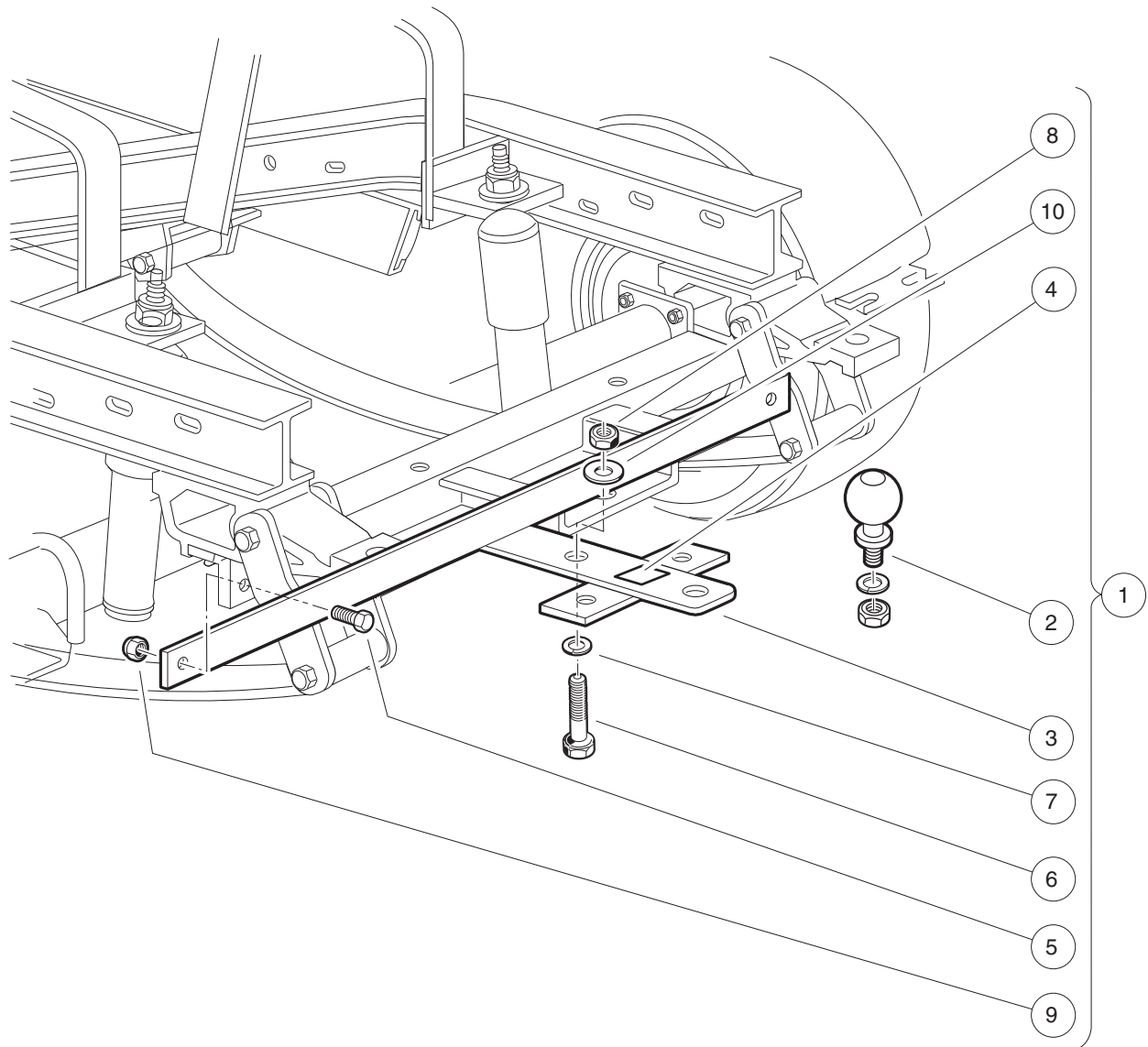
001310-001

ENCLOSURE, 3-SIDED – FOR VEHICLE WITH FOLDDOWN REAR SEAT

ITEM	PART NO.	DESCRIPTION	QTY
		1 2 3 4	
1	<u>103407701</u>	Kit, Enclosure, Gray, W/ Folddown Seat	1
2	103407801	Kit, Enclosure, Black, W/ Folddown Seat	1

1
G
E

1
G
E

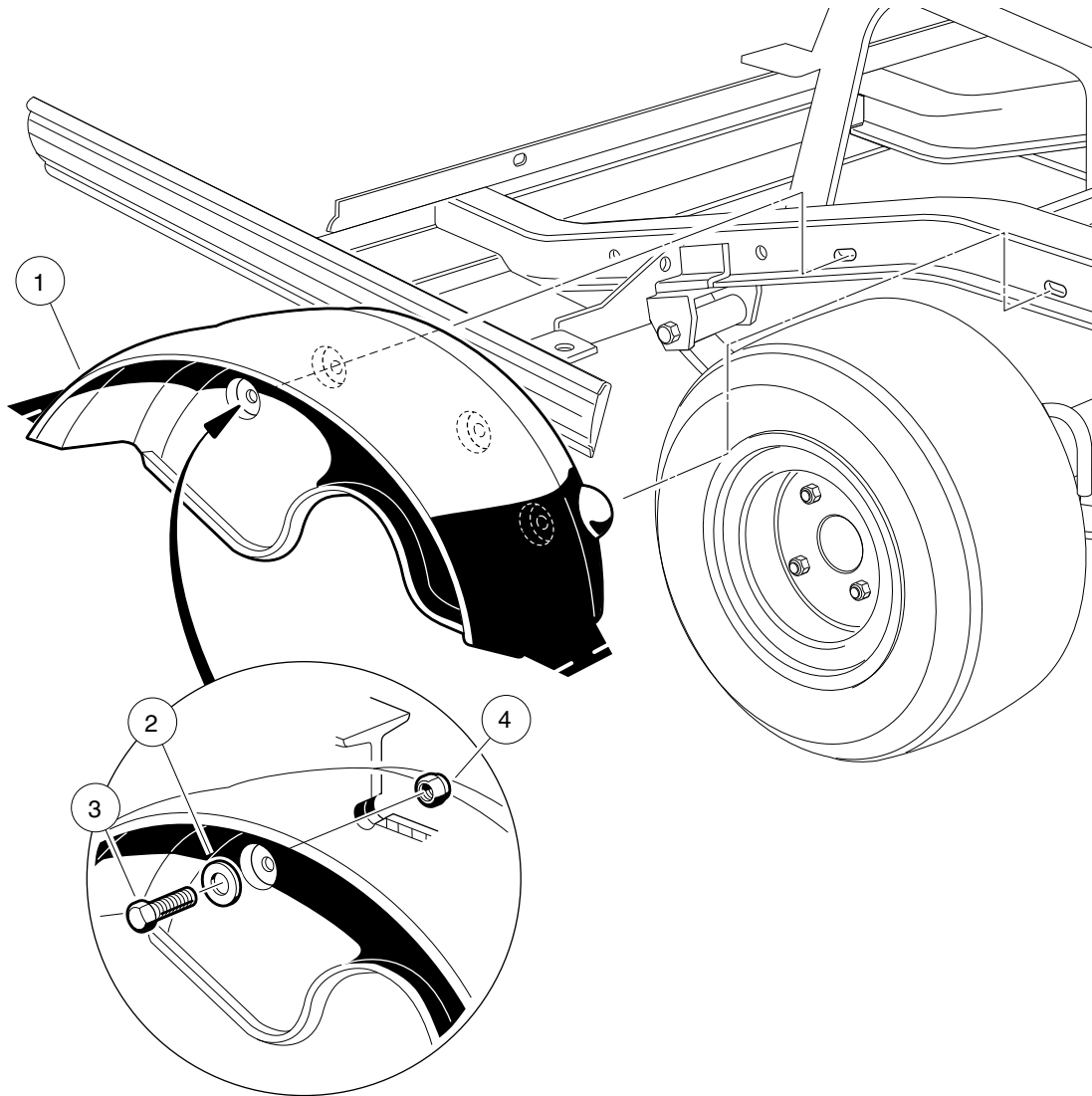


001432-001

TRAILER HITCH

ITEM	PART NO.	DESCRIPTION	QTY
		1 2 3 4	
1	<u>1011522</u>	Kit, Trailer Hitch (1-7/8 Ball (includes items 2 through 10)	1
2	<u>1011546</u>	Trailer Hitch Ball - 1 7/8"	1
3	N/A	Trailer Hitch Weld Assy'	1
4	<u>1011553</u>	Decal, Trailer Hitch	1
5	1218	Screw, 5/16-18 X 1.25 Hex-Head Cap	2
6	<u>1624</u>	Screw, 3/8-16 X 1.50, Hex-Head Cap	1
7	<u>357</u>	Lockwasher, 3/8 Split	1
8	<u>706</u>	Nut, Hex 3/8-16	1
9	<u>7473</u>	Locknut, 5/16-18 Nylon Insert	2
10	<u>808</u>	Washer, 3/8 Type B Flat	1

1
G
E



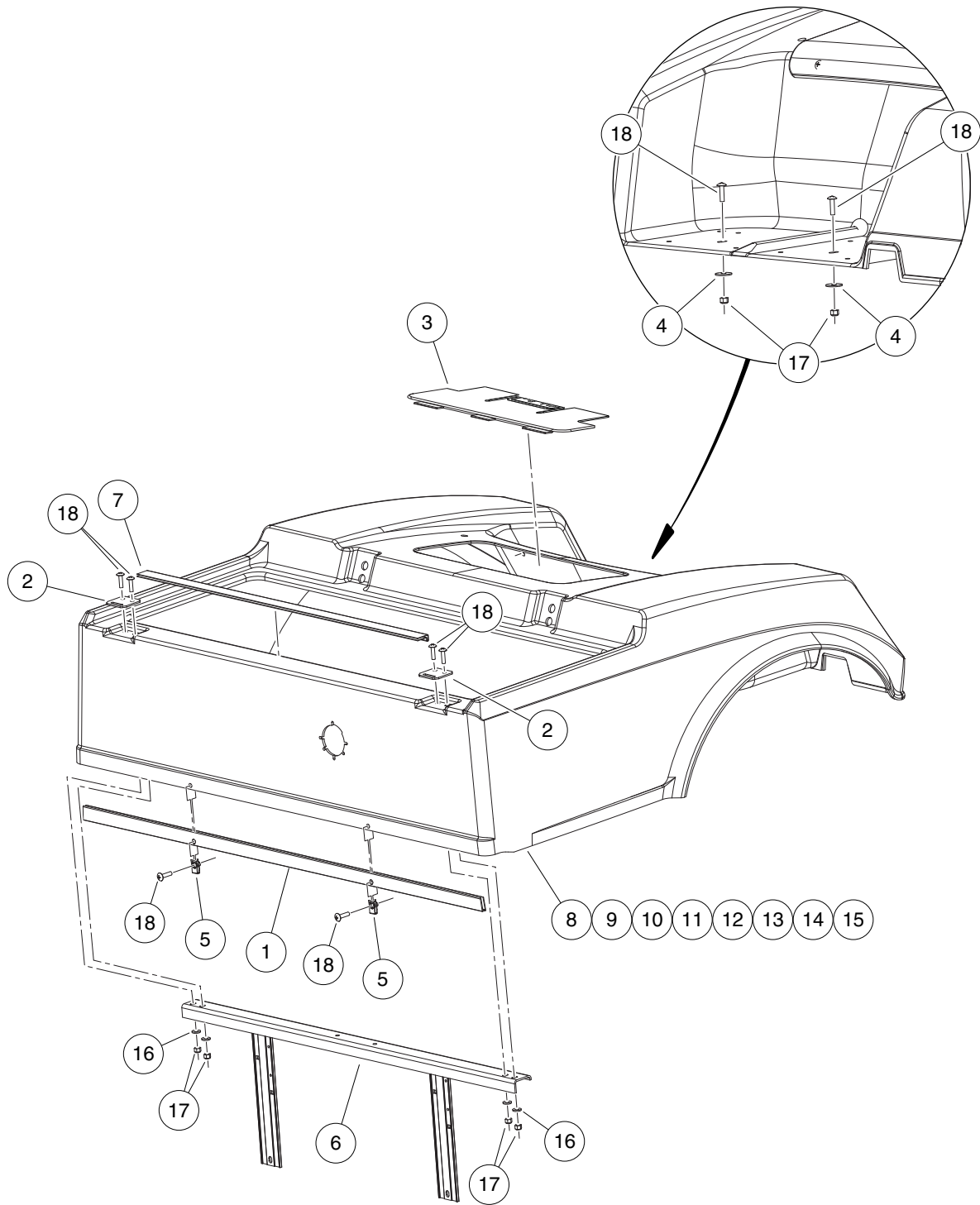
000747-001

INNER FENDER

ITEM	PART NO.	DESCRIPTION	QTY
1	<u>1017936</u>	1 2 3 4 Fender, Inner	2
2	<u>332</u>	Washer, 1/4 Type A Narrow Flat	4
3	<u>7847</u>	Screw, 1/4-20 X 0.75 Hex-Head Cap	4
4	<u>8233</u>	Locknut, 1/4-20, Nylon Insert	4

1
G
E

1
G
E



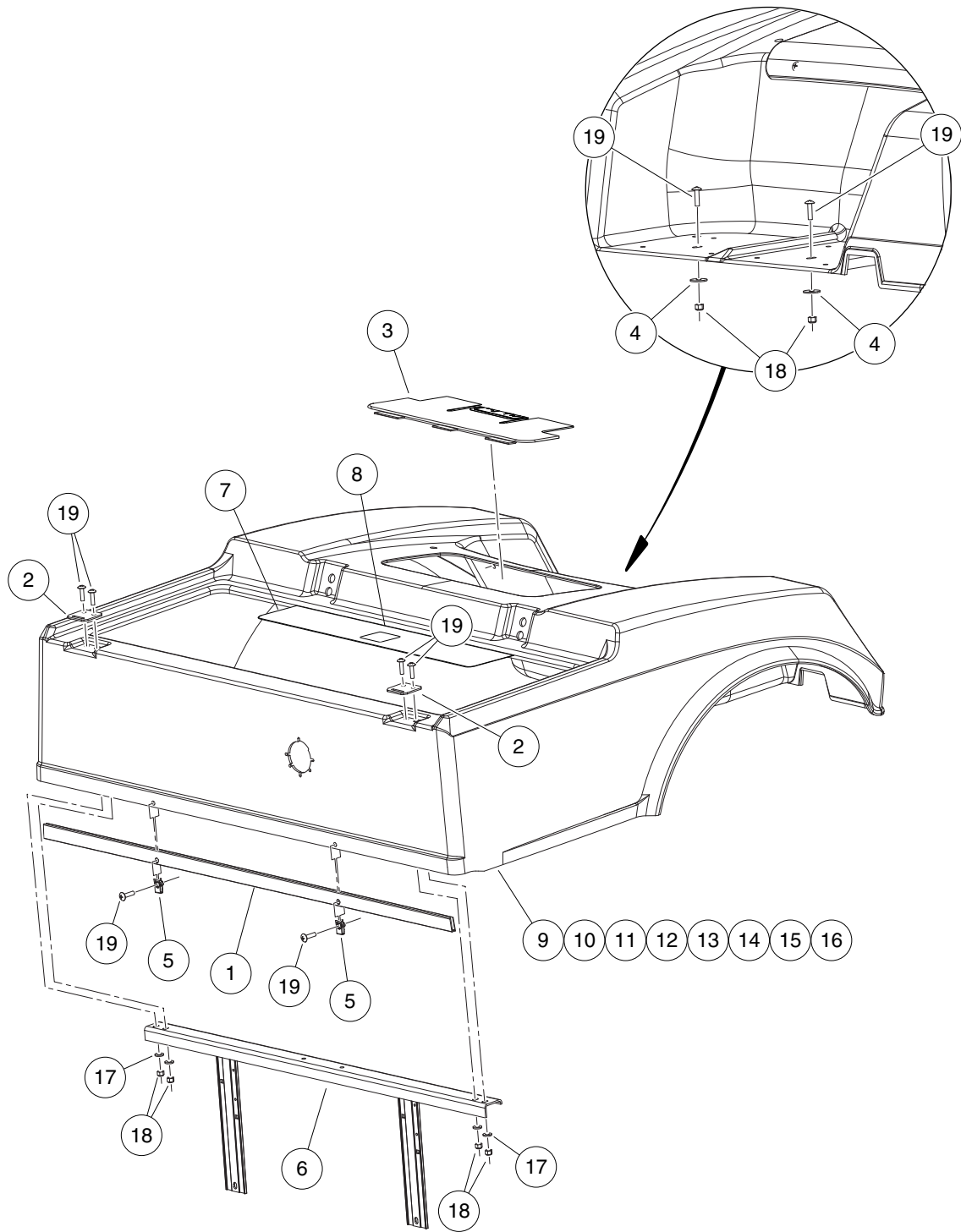
000820-001

REAR BODY – ELECTRIC VEHICLES

ITEM	PART NO.	DESCRIPTION	QTY
		1 2 3 4	
1	<u>1010993</u>	Body Kick Plate	1
2	<u>1012412</u>	Body, Hinge Plate	2
3	<u>101303202</u>	Access Panel - Black, Cut	1
4	<u>1014306</u>	Washer, 1/4" Type B Flat	2
5	<u>1016952</u>	U-Nut, 1/4-20	2
6	<u>1017141</u>	Body Support Weldment	1
7	<u>101837001</u>	Battery Insulator	1
8	<u>103365401</u>	Body, Rear XRT Elec Red	1
9	<u>103365402</u>	Body, Rear XRT Elec Green	1
10	<u>103365403</u>	Body, Rear XRT Elec Camo (Husqvarna)	1
11	<u>103365404</u>	Body, Rear XRT Elec Blue	1
12	<u>103365405</u>	Body, Rear XRT Elec Black	1
13	<u>103365407</u>	Body, Rear XRT Elec Camo Hardwood (Standard camo for XRT850)	1
14	N/A	Body, Rear XRT Elec Max4	1
15	<u>103365409</u>	Body, Rear XRT Elec Silver	1
16	<u>332</u>	Washer, 1/4 Type A Narrow Flat	4
17	<u>8233</u>	Locknut, 1/4-20, Nylon Insert	6
18	<u>8251</u>	Screw, 1/4-20 X 1.0 Truss-Head Machine	8

1
G
E

1
G
E

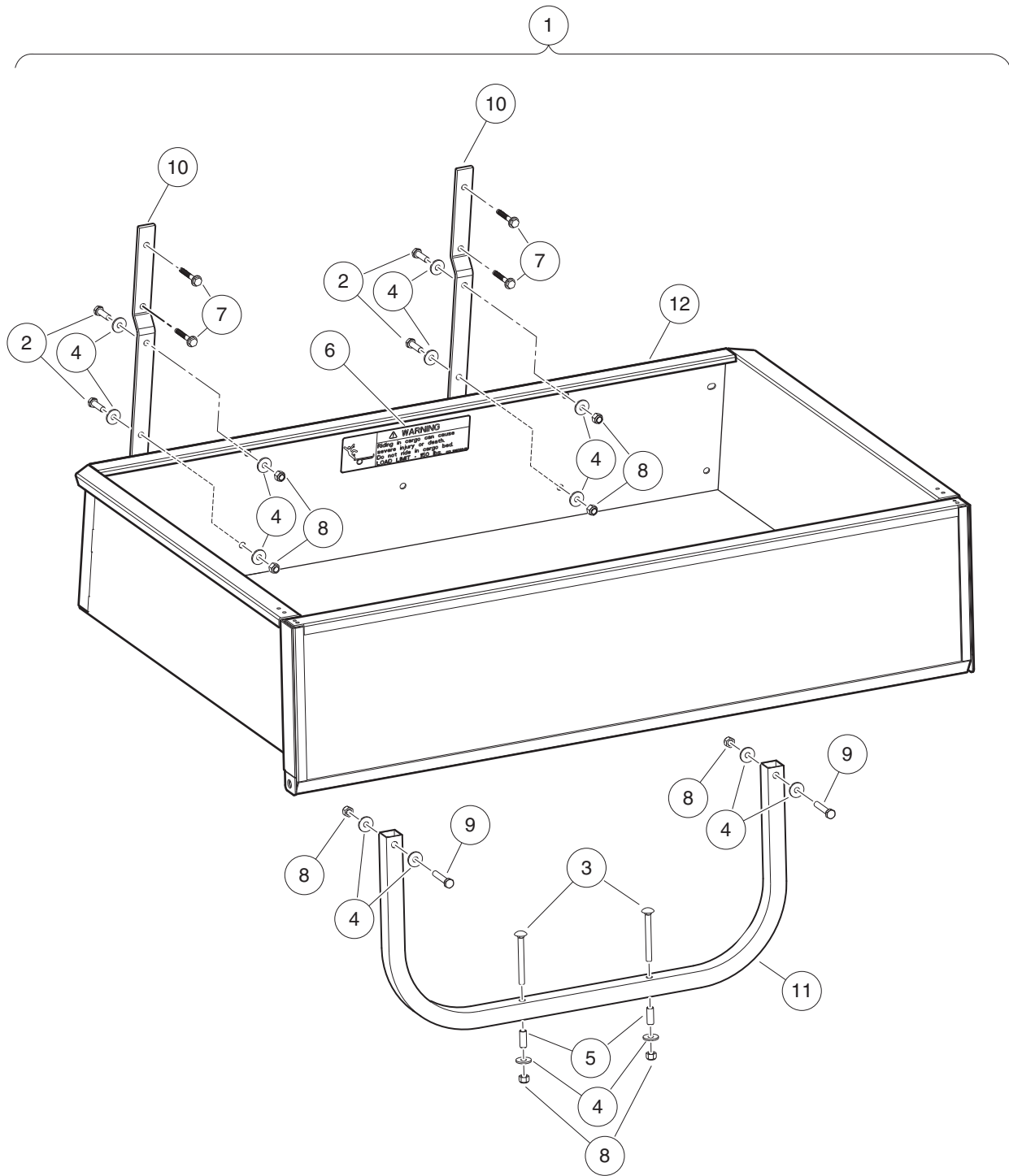


000819-001

REAR BODY – GASOLINE VEHICLES

ITEM	PART NO.	DESCRIPTION	QTY	1
		1 2 3 4		
1	<u>1010993</u>	Body Kick Plate	1	G
2	1012412	Body, Hinge Plate	2	E
3	<u>101303202</u>	Access Panel - Black, Cut	1	
4	<u>1014306</u>	Washer, 1/4" Type B Flat	2	
5	1016952	U-Nut, 1/4-20	2	
6	<u>1017141</u>	Body Support Weldment	1	
7	<u>101806901</u>	Shield, Heat	1	
8	<u>101960501</u>	Decal, Rotating Parts/Hot Manifold	1	
9	<u>103365501</u>	Body, Rear XRT Gas Red	1	
10	<u>103365502</u>	Body, Rear XRT Gas Green	1	
11	<u>103365503</u>	Body, Rear XRT Gas Camo (Husqvarna)	1	
12	<u>103365504</u>	Body, Rear XRT Gas Blue	1	
13	<u>103365505</u>	Body, Rear XRT Gas Black	1	
14	<u>103365507</u>	Body, Rear XRT Gas Hardwood	1	
15	N/A	Body, Rear XRT Gas Max4	1	
16	<u>103365509</u>	Body, Rear XRT Gas Silver	1	
17	<u>332</u>	Washer, 1/4 Type A Narrow Flat	4	
18	<u>8233</u>	Locknut, 1/4-20, Nylon Insert	6	
19	<u>8251</u>	Screw, 1/4-20 X 1.0 Truss-Head Machine	8	

1
G
E



000839-001

BED BOX

ITEM	PART NO.	DESCRIPTION	QTY
		1 2 3 4	
1	<u>AM10622</u>	Kit, Bedbox, Painted (includes items 2 through 12)	1
2	<u>1010934</u>	Screw, 5/16-18 X 1.00 Hex Cap	4
3	<u>1011098</u>	.38-18 Unc-2a-3.0 Carriage Blt	2
4	<u>1011697</u>	Washer, 5/16 Flat	14
5	<u>1017760</u>	Spacer .31 X .38 X .98	2
6	<u>101972001</u>	Decal, D.s. Box Bed Warning (for vehicles with bed box option)	1
7	<u>102076701</u>	Screw, 1/4-20 X 1.75 Hex Sems	4
8	<u>7473</u>	Locknut, 5/16-18 Nylon Insert	8
9	<u>8963</u>	Screw, 5/16-18 X 1.75 Hex-Head Cap	2
10	<u>AM1205602</u>	Support, Seat, lcs, Bed, Ctd	2
11	N/A	Tube, Support, Bedbox, Ptd	1
12	N/A	Asm, Bed Box, Painted	1

1
G
E

1

G

E

WHEELS AND TIRES

2

G

E

2

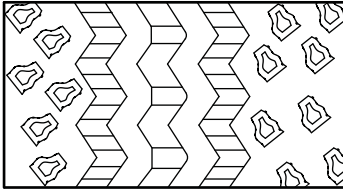
G

E

1



2 4



3 5



6



000831-002

WHEELS AND TIRES

ITEM	PART NO.	DESCRIPTION	QTY
		1 2 3 4	
1	<u>1010984</u>	.500-20 Unf Lug Nut	16
2	<u>102009402</u>	Off-Road Tire and Wheel Asm, Silver, Pass-Side	2
3	<u>102009403</u>	Off-Road Tire and Wheel Asm, Black, Pass-Side	2
4	<u>102009502</u>	Off-Road Tire and Wheel Asm, Silver, Driver-Side	2
5	<u>102009503</u>	Off-Road Tire and Wheel Asm, Black, Driver-Side	2
6	<u>7310</u>	Valve Stem, Black Plastic	4

2
G
E

2

G

E

DECALS

3

G

E

⚠ WARNING
YOUNG DRIVERS INCREASE CHANCE OF DEATH

UNDER 16

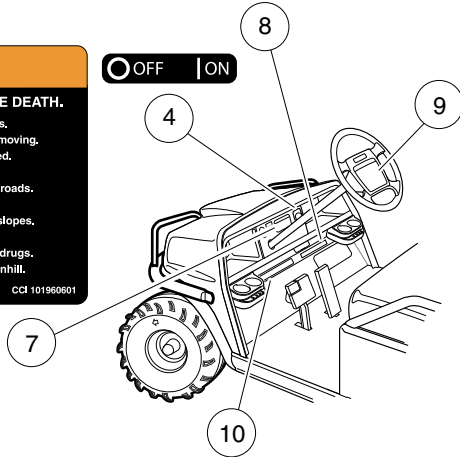
- Young drivers may not be able to control vehicle.
- No drivers younger than 16 years old.

CCI 102075801

⚠ WARNING
ROLLOVER OR FALLING OFF MAY CAUSE DEATH.

- Before using vehicle, read operating instructions.
- Remain seated and hold on to seat handle while moving.
- Do not start vehicle until all occupants are seated.
- Two (2) persons per seat maximum.
- Operate from driver side only and not on public roads.
- Keep entire body inside vehicle while moving.
- Drive slowly in turns and straight up and down slopes.
- Do not leave children unattended on vehicle.
- Never operate under the influence of alcohol or drugs.
- Use brakes to reduce speed when coasting downhill.
- Never stand in front of or behind vehicle.

CCI 101960601



OPERATING INSTRUCTIONS

- Read owner's manual and dismount safety warnings prior to driving.
- Study and understand controls.

TO OPERATE

- Turn wheels to desired direction and ensure path is clear.
- Turn key to ON position.
- While stopped, place Forward/Reverse switch in desired position: F—Forward N—Neutral R—Reverse (Buzzer will sound)
- Park brake will release and vehicle will start moving when accelerator pedal is pressed.
- Slowly press accelerator pedal to increase speed.
- To stop, release accelerator pedal and press brake pedal.

BEFORE LEAVING

- Press park brake pedal until it locks and holds vehicle.
- Place Forward/Reverse switch in NEUTRAL position.
- Turn key OFF and remove key when not in use.

MOTOR BRAKING

- Electric motor braking provides speed regulation functions.
- For parked vehicle, beeping alarm indicates vehicle roll away.
- In operation, beeping alarm indicates reduction in motor braking.
- Apply brakes to further reduce vehicle speed as required.
- System is activated only when tow switch is in the RUN position.

CCI 100338201

VEHICLE LOADING

Read Owner's Manual and warnings on dash.

- Vehicle rated capacity - 550 lbs. on level surface only. Weight to include passengers, cargo bed load, and gross trailer weight. See Owner's Manual.
- Maximum cargo load - 150 lbs. Weight to include cargo bed load and gross trailer weight.
- Maximum trailer hitch tongue weight - 150 lbs.

• Cargo should be evenly spread over the floor of the cargo bed as far forward as possible and secured.

• For vehicle stability, when fully loaded, drive slowly and avoid stopping on or backing down steep hills.

• Avoid top heavy loads. See Owner's Manual.

• When driving on uneven terrain or down steep hills, reduce speed and load.

SVP147801

⚠ DANGER / POISON

EXPLOSIVE GASES CAN CAUSE BLINDNESS OR INJURY

SHIELD EYES

NO SPARKS, FLAMES, SMOKING

SULFURIC ACID CAN CAUSE BLINDNESS OR SEVERE BURNS

FLUSH EYES IMMEDIATELY WITH WATER

GET MEDICAL HELP FAST

KEEP OUT OF THE REACH OF CHILDREN — DO NOT TIP — KEEP VENT CAPS TIGHT AND LEVEL

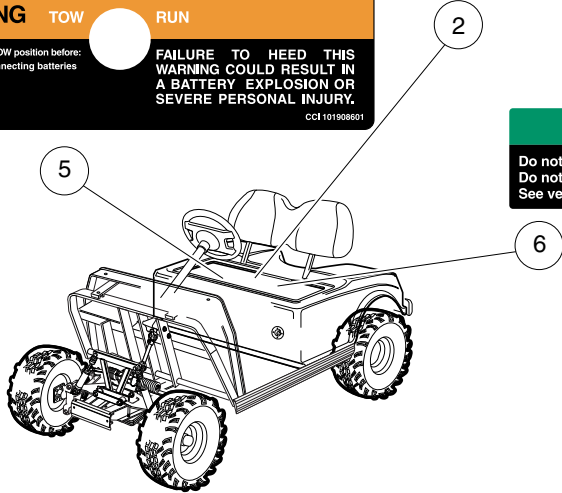
⚠ WARNING TOW RUN

Place Tow/Run switch in TOW position before:

- Disconnecting or connecting batteries
- Towing
- Extended storage
- Servicing

FAILURE TO HEED THIS WARNING COULD RESULT IN A BATTERY EXPLOSION OR SEVERE PERSONAL INJURY.

CCI 101908001



NOTICE

Do not operate vehicle without this cover properly installed. Do not direct water stream in this area; will cause damage to components. See vehicle maintenance and service manual before servicing.

CCI 101031501

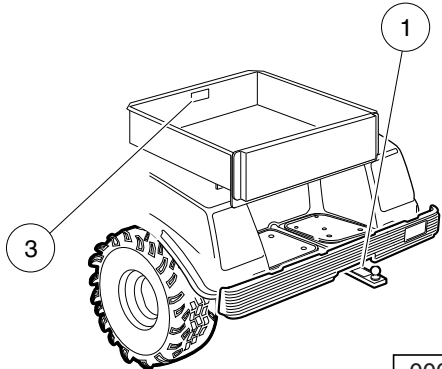
NOTICE
MAXIMUM TONGUE WEIGHT - 150 lbs.

CCI 1011553

⚠ WARNING

Riding in cargo bed can cause severe injury or death. Do not ride in cargo bed.

CCI 101553901



000829-001

SAFETY DECALS – ELECTRIC VEHICLES

ITEM	PART NO.	DESCRIPTION	QTY
		1 2 3 4	
1	<u>1011553</u>	Decal, Trailer Hitch	1
2	<u>1013677</u>	Decal, Battery Danger	1
3	<u>101553901</u>	Decal, Bed Load Warning	1
4	<u>101825101</u>	Decal, Off/On	1
5	<u>101908601</u>	Decal, Tow/Run Switch Warning	1
6	<u>101931501</u>	Decal, Component Cover	1
7	<u>101960601</u>	Decal, Dash Warning	1
8	<u>102075801</u>	Decal, Young Driver Warning	1
9	<u>102538201</u>	Decal, Operating Instr, Ele, Comfort Grip	1
10	<u>SVP147801</u>	decal, vehicle loading	1

3
G
E

⚠ WARNING

UNDER 16

YOUNG DRIVERS INCREASE CHANCE OF DEATH

- Young drivers may not be able to control vehicle.
- No drivers younger than 16 years old.

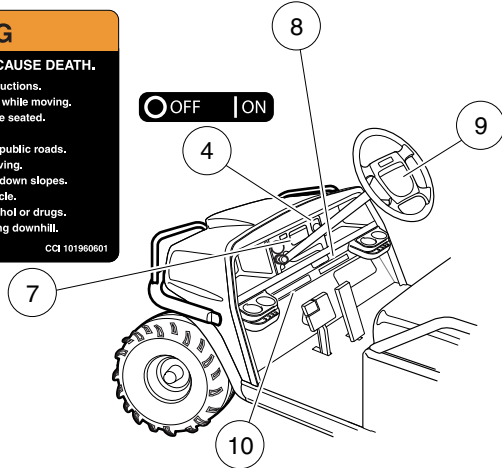
CCI 102075801

⚠ WARNING

ROLLOVER OR FALLING OFF MAY CAUSE DEATH.

- Before using vehicle, read operating instructions.
- Remain seated and hold on to seat handle while moving.
- Do not start vehicle until all occupants are seated.
- Two (2) persons per seat maximum.
- Operate from driver side only and not on public roads.
- Keep entire body inside vehicle while moving.
- Drive slowly in turns and straight up and down slopes.
- Do not leave children unattended on vehicle.
- Never operate under the influence of alcohol or drugs.
- Use brakes to reduce speed when coasting downhill.
- Never stand in front of or behind vehicle.

CCI 101960601



OPERATING INSTRUCTIONS

- Read owner's manual and safety warnings located on dash panel prior to driving.
- Study and understand controls.

TO OPERATE

- Turn wheels to desired direction and ensure path is clear.
- Turn key to ON position.
- While stopped, place shift lever in desired position:
 - F - Forward N - Neutral R - Reverse (Buzzer will sound)
- Park brake will release and vehicle will start moving when accelerator pedal is pressed.
- Slowly press accelerator pedal to increase speed.
- To stop, release accelerator pedal and press brake pedal.

BEFORE LEAVING

- Press park brake pedal until it locks and holds vehicle.
- Place Forward/Reverse switch in NEUTRAL position.
- Turn key OFF and remove key when not in use.

CCI 10238101

VEHICLE LOADING

Read Owner's Manual and warnings on dash.

- Vehicle rated capacity - 550 lbs. on level surface only. Weight to include passengers, cargo bed load, and gross trailer weight. See Owner's Manual.
- Maximum cargo load - 150 lbs. Weight to include cargo bed load and gross trailer weight.
- Maximum trailer hitch tongue weight - 150 lbs.
- Cargo should be evenly spread over the floor of the cargo bed as far forward as possible and secured.
- For vehicle stability, when fully loaded, drive slowly and avoid stopping on or backing down steep hills.
- Avoid top heavy loads. See Owner's Manual.
- When driving on uneven terrain or down steep hills, reduce speed and load.

SVP147801

⚠ WARNING

⚡ Negative frame ground. Can cause severe injury. Do not contact positive (+) battery post or cable to frame. Disconnect negative battery lead first.

⚠ WARNING

⚠ Excessive speed. Can cause severe injury or death. Do not tamper with engine governor adjustment.

CCI 1019162-01

⚠ WARNING

🔥 **GASOLINE EXPLOSION / FIRE.**

- Can cause severe injury or death.
- No smoking, sparks, or open flame.
- Stop engine, allow to cool before refueling.
- Turn fuel valve (—) on during operation. (—) off during storage or transport.

CCI 101547901

⚠ WARNING

🎯 **CAN CAUSE SEVERE INJURY**

Rotating parts

🔥 **HOT manifold & muffler**

KEEP CLEAR

CCI 101960501

NOTICE

MAXIMUM TONGUE WEIGHT - 150 lbs.

CCI 1011553

⚠ WARNING

🚶 **Riding in cargo bed can cause severe injury or death. Do not ride in cargo bed.**

CCI 101553901

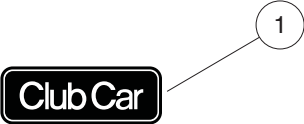
000830-001

SAFETY DECALS – GASOLINE VEHICLES

ITEM	PART NO.	DESCRIPTION	QTY
		1 2 3 4	
1	<u>1011553</u>	Decal, Trailer Hitch	1
2	<u>101547601</u>	Decal, Gasoline Explosion/Fire Warning	1
3	<u>101553901</u>	Decal, Bed Load Warning	1
4	<u>101825101</u>	Decal, Off/On	1
5	<u>101915201</u>	Decal, Frame Ground and Governor Warning	1
6	<u>101960501</u>	Decal, Rotating Parts/Hot Manifold	2
7	<u>101960601</u>	Decal, Dash Warning	1
8	<u>102075801</u>	Decal, Young Driver Warning	1
9	<u>102538101</u>	Decal, Operating Instructions, Gas, Comfort Grip	1
10	<u>SVP147801</u>	decal, vehicle loading	1

3
G
E

3
G
E



000828-002

BADGING DECALS

ITEM	PART NO.	DESCRIPTION	QTY
		1 2 3 4	
1	<u>102046501</u>	Decal, CC Nameplate, Utility	1
2	<u>103389101</u>	Decal, 850, Drv	1
3	<u>103389201</u>	Decal, 850, Pass	1
4	<u>103389301</u>	Decal, 850 E, Drv	1
5	<u>103389401</u>	Decal, 850 E, Pass	1

3

G

E

3

G

E

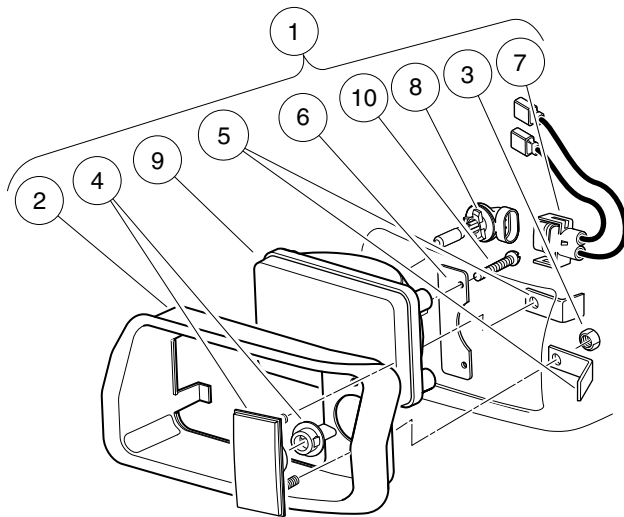
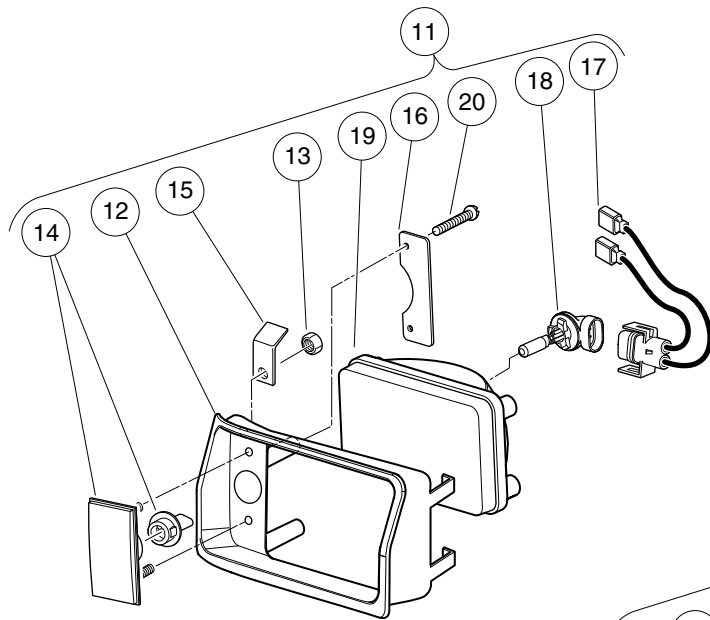
LIGHTS, CONTROLS, AND INDICATORS

4

G

E

4
G
E



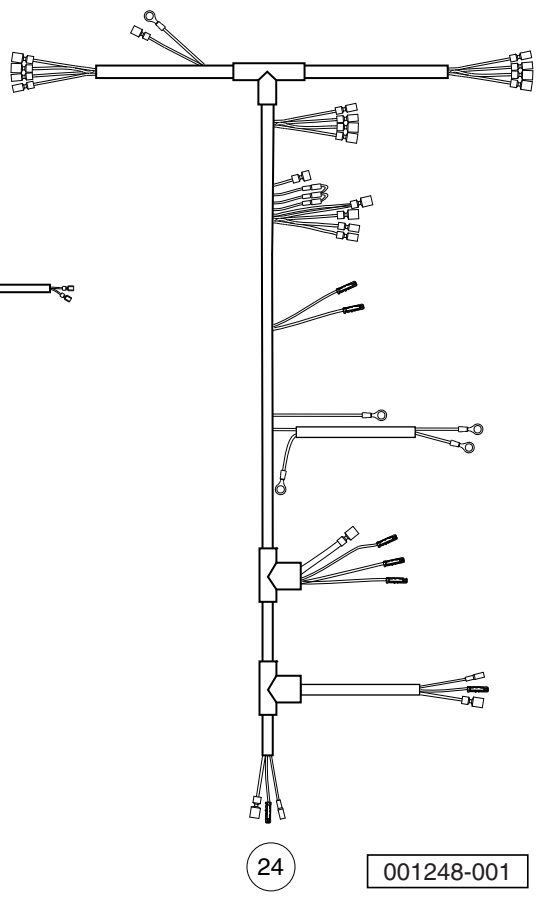
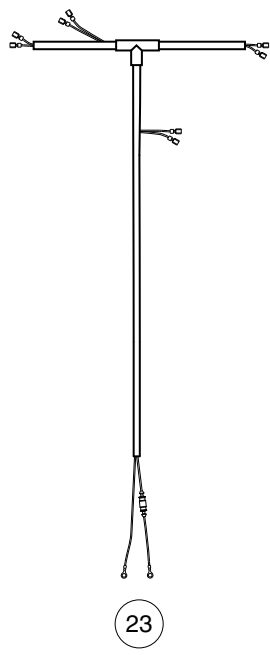
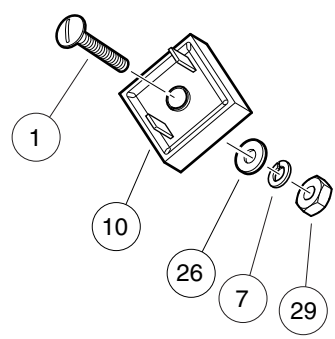
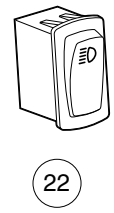
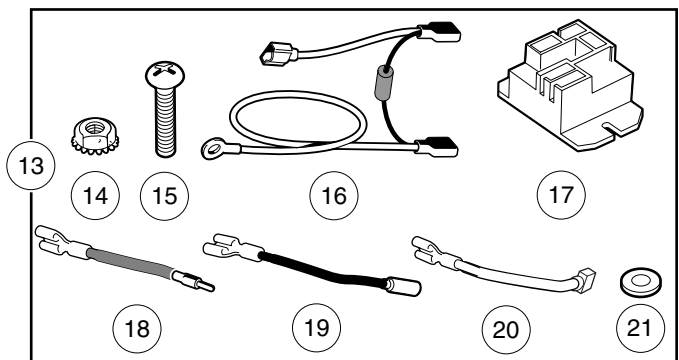
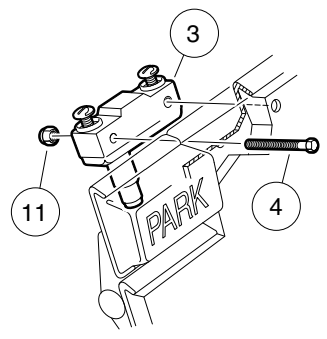
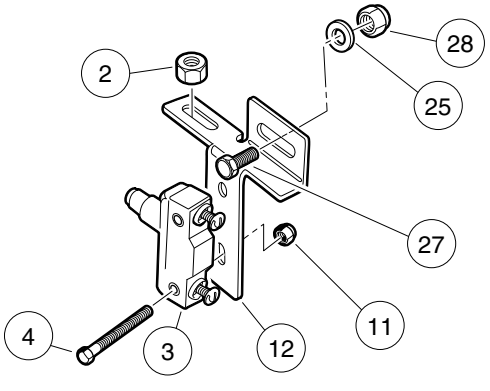

001097-001

HEADLIGHTS

ITEM	PART NO.	DESCRIPTION	QTY
		1 2 3 4	
1	<u>101988001</u>	Headlight Assembly, Driver-Side Single Beam (includes items 2 through 10)	1
2	<u>1016880</u>	Headlight Bezel, Left	1
3	<u>1017</u>	Nut, #10-24 Stainless-Steel Hex Machine	2
4	<u>1017062</u>	Turn Signal Lens Assy	1
5	<u>1017064</u>	Mounting Bracket	2
6	<u>1017065</u>	Retainer, Headlight	1
7	<u>101987901</u>	Connector, Harness Assembly, Headlight	1
8	<u>101988101</u>	Bulb, Headlight	1
9	<u>101988201</u>	Lens, Headlight	1
10	1620	Screw, #10-16 X 0.75 Pan-Head Tap	2
11	<u>101988002</u>	Headlight Assy, Passenger-Side Single Beam (includes items 12 through 20)	1
12	<u>1016879</u>	Headlight Bezel, Right	1
13	<u>1017</u>	Nut, #10-24 Stainless-Steel Hex Machine	2
14	<u>1017062</u>	Turn Signal Lens Assy	1
15	<u>1017064</u>	Mounting Bracket	2
16	<u>1017065</u>	Retainer, Headlight	1
17	<u>101987901</u>	Connector, Harness Assembly, Headlight	1
18	<u>101988101</u>	Bulb, Headlight	1
19	<u>101988201</u>	Lens, Headlight	1
20	1620	Screw, #10-16 X 0.75 Pan-Head Tap	2

4
G
E

4
G
E



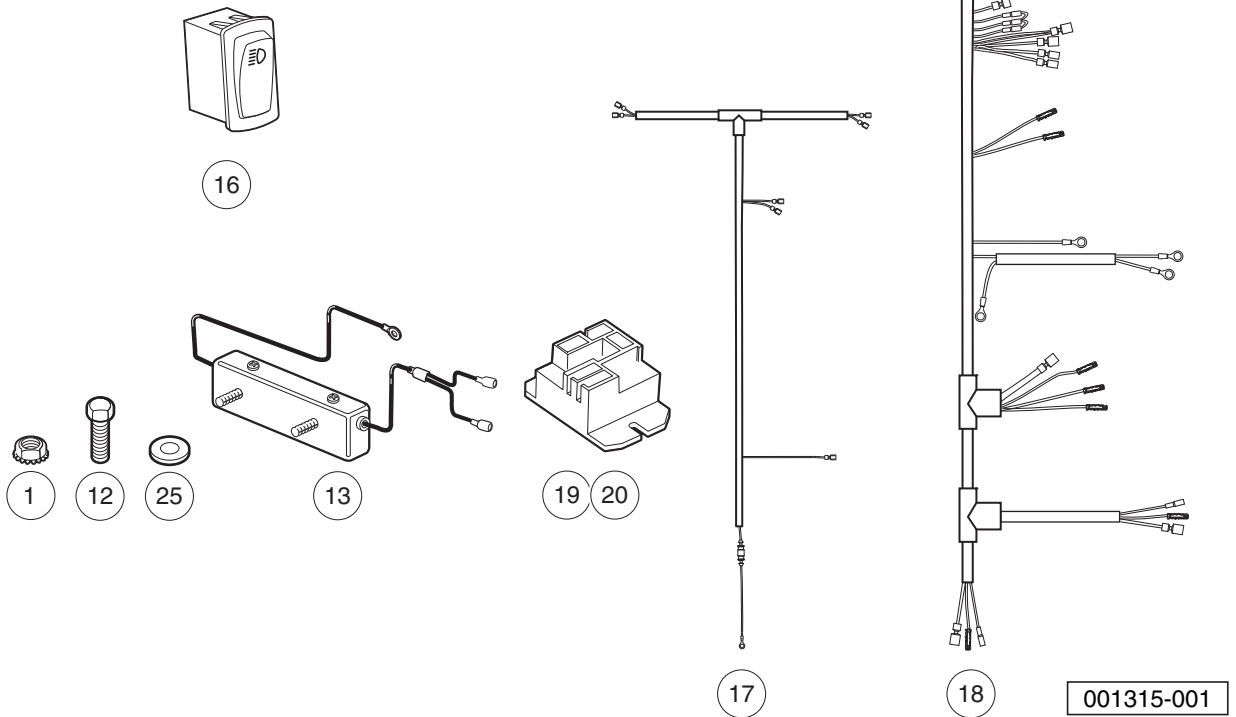
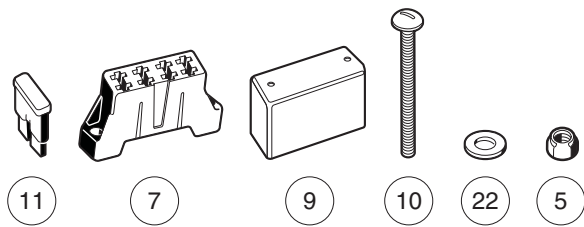
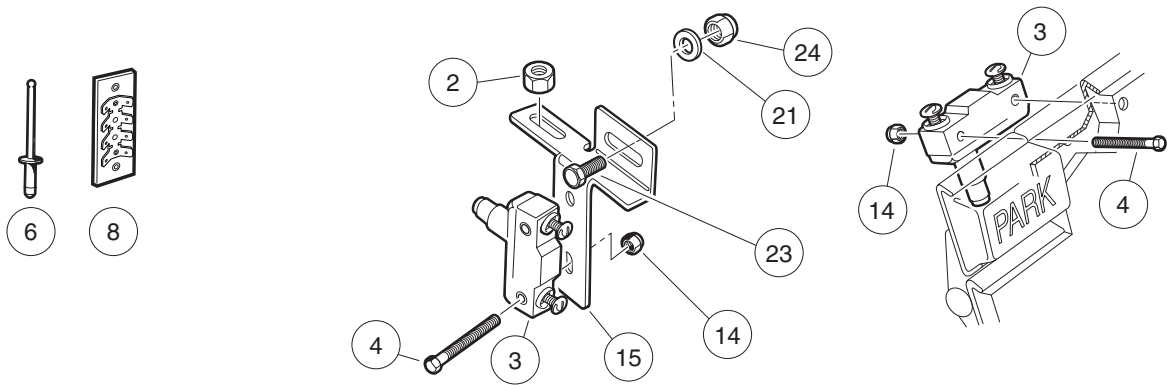
001248-001

LIGHTING SYSTEM COMPONENTS – XRT800/810/850 GASOLINE VEHICLES

ITEM	PART NO.	DESCRIPTION	QTY
		1 2 3 4	
1	<u>1010909</u>	Screw, #10-32 X 1.25 Rd Hd Mch	1
2	<u>1011280</u>	Locknut, 5/16-18	1
3	<u>1011439</u>	Switch, Limit	2
4	<u>1011557</u>	Screw, #6-32 X 1.00 Hex-Head Machine	4
5	<u>1013357</u>	Rivet, 5/32 Aluminum Pop	2
6	<u>1015741</u>	Fuse Block	1
7	<u>1016</u>	Lockwasher, #10 Split	1
8	<u>1016356</u>	Terminal Block with Insulator	1
9	<u>1016423</u>	Fuse, 20-Amp	3
10	<u>1017721</u>	Limiter, Voltage	1
11	<u>101932201</u>	Locknut, #6-32 Nylon	4
12	<u>101957101</u>	Bracket, Brake Light Switch	1
13	<u>102198701</u>	Brake Relay Kit - 12v (includes items 14 through 21)	1
14	<u>1011229</u>	Locknut, #6-32 Whiz	2
15	<u>1017853</u>	Screw, #6-32 X 0.75 Hex-Head Machine	2
16	<u>101914401</u>	Assembly, Voltage Suppressor	1
17	<u>102199001</u>	Relay, 12-Volt	1
18	<u>102199201</u>	Wire Asm #18 Brown	1
19	<u>102199301</u>	Wire Asm #18 Black	1
20	<u>102199401</u>	Wire Asm #18 Black	1
21	<u>7591</u>	Washer, #6, Flat	2
22	<u>102869401</u>	Switch, Rocker, Light	1
23	<u>103255601</u>	Wire Harness, Headlights-Only, CA, Gas	1
24	<u>103256901</u>	Wire Harness, Lighting, CA2	1
25	<u>1241</u>	Washer, 5/16 Type A Flat	1
26	<u>183</u>	Washer, #10, Type A, Flat	1
27	<u>7173</u>	Screw, 5/16-18 X 0.75, Hex-Head Cap	1
28	<u>7473</u>	Locknut, 5/16-18 Nylon Insert	1
29	<u>7893</u>	Nut, #10-32 Hex	1
Note: Use item 23 for headlights only. NOTE 2: Use item 24 for headlights and taillights. NOTE 3: Items 23 and 24 are used in many different models.			

4
G
E

4
G
E



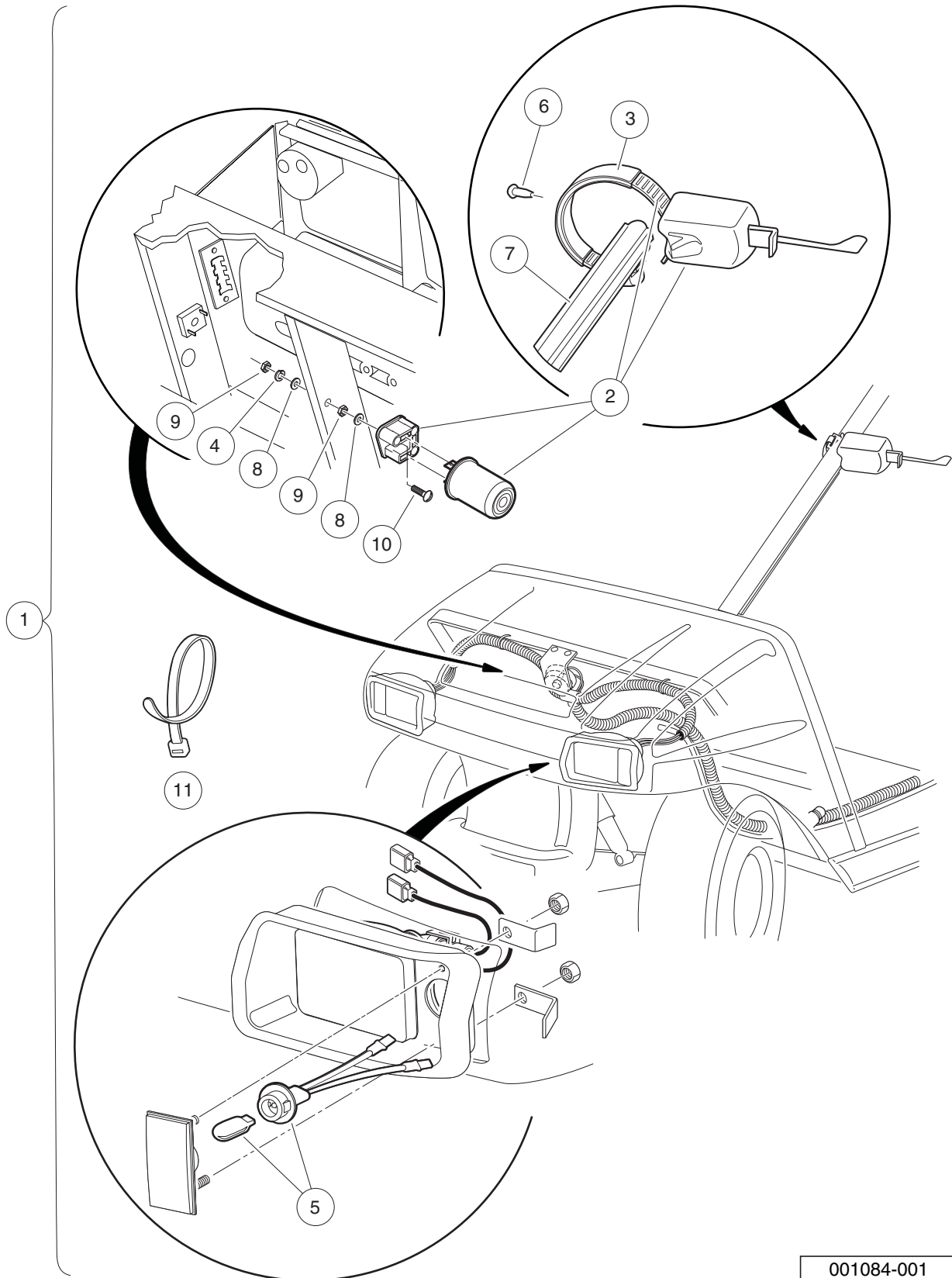
001315-001

LIGHTING SYSTEM COMPONENTS – XRT850 ELEC. WITH POWERDRIVE CHARGER

ITEM	PART NO.	DESCRIPTION	QTY
		1 2 3 4	
1	<u>1011229</u>	Locknut, #6-32 Whiz	2
2	<u>1011280</u>	Locknut, 5/16-18	1
3	<u>1011439</u>	Switch, Limit	2
4	<u>1011557</u>	Screw, #6-32 X 1.00 Hex-Head Machine	4
5	<u>1012438</u>	Locknut, #10-24 Nylon Insert	2
6	<u>1013357</u>	Rivet, 5/32 Aluminum Pop	2
7	<u>1015741</u>	Fuse Block	1
8	<u>1016356</u>	Terminal Block with Insulator	1
9	<u>1016363</u>	Fuse Block Cover	1
10	<u>1016366</u>	Screw, #10-24 X 3.0 Pan-Head Machine	2
11	<u>1016423</u>	Fuse, 20-Amp	3
12	<u>1017853</u>	Screw, #6-32 X 0.75 Hex-Head Machine	2
13	<u>101810501</u>	Limiter, Voltage	1
14	<u>101932201</u>	Locknut, #6-32 Nylon	4
15	<u>101957101</u>	Bracket, Brake Light Switch	1
16	<u>102869401</u>	Switch, Rocker, Light	1
17	<u>103255701</u>	Wire Harness, Headlights-Only, CA, Electric	1
18	<u>103257001</u>	Wire Harness, Lighting	1
19	<u>103414901</u>	Kit, Relay, 48v 30a W/instr (includes item 20)	1
20	<u>103397901</u>	Relay, Spst No, 48v 30a, Pmt	1
21	<u>1241</u>	Washer, 5/16 Type A Flat	1
22	<u>183</u>	Washer, #10, Type A, Flat	4
23	<u>7173</u>	Screw, 5/16-18 X 0.75, Hex-Head Cap	1
24	<u>7473</u>	Locknut, 5/16-18 Nylon Insert	1
25	<u>7591</u>	Washer, #6, Flat	2
<p>Note: Use item 17 for headlights only. NOTE 2: Use item 18 for headlights and taillights. NOTE 3: Items 17 and 18 are used in many different models.</p>			

4
G
E

4
G
E



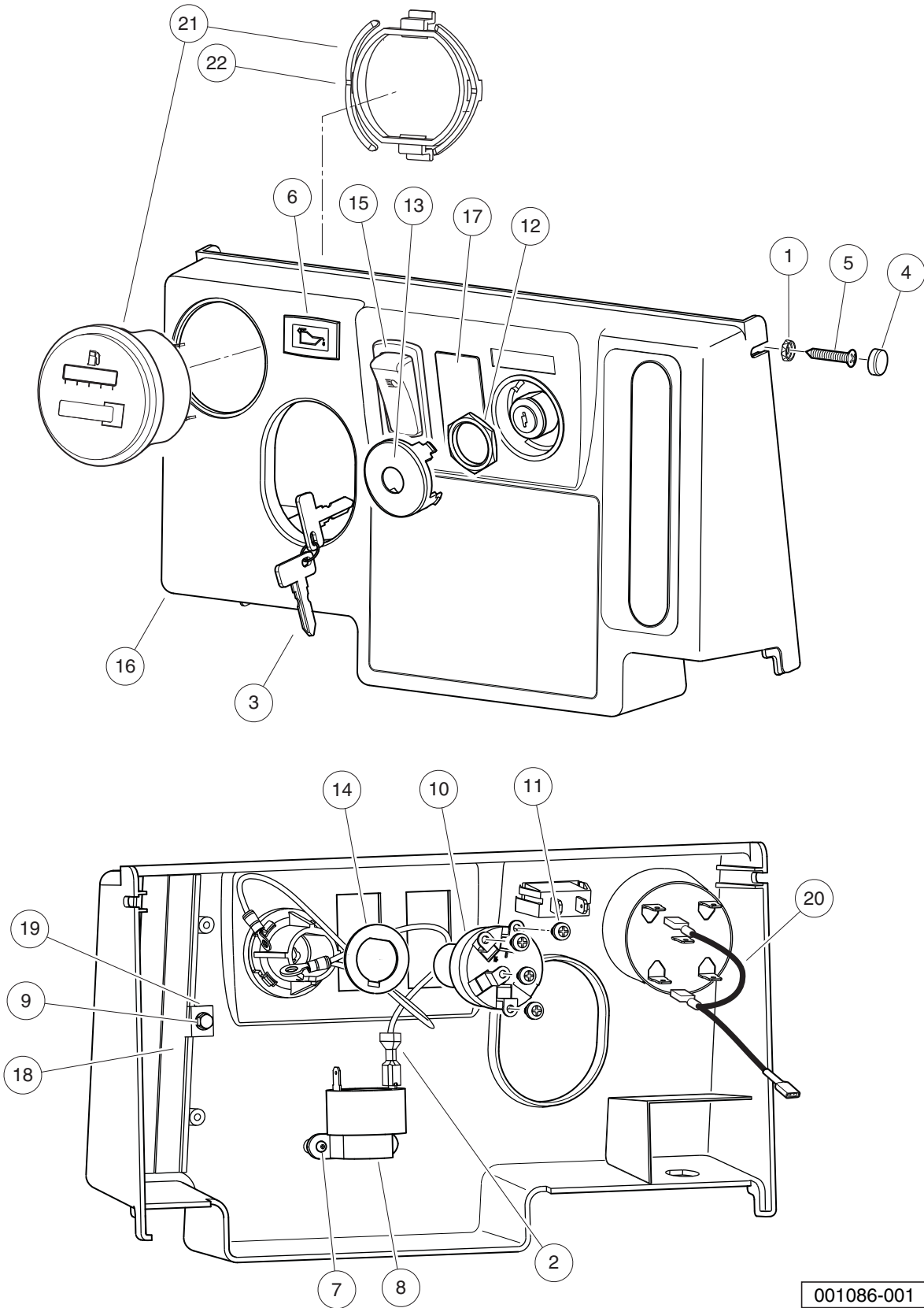
001084-001

TURN SIGNAL KIT – DS AND UTILITY GASOLINE AND ELECTRIC VEHICLES

ITEM	PART NO.	DESCRIPTION	QTY
		1 2 3 4	
1	101707402	Turn Signal Conversion Kit (includes items 2 through 11)	1
2	<u>1011590</u>	Switch Sub-assy, Turn Signal	1
3	N/A	Strap, Extrusion	1
4	<u>1016</u>	Lockwasher, #10 Split	1
5	<u>1017075</u>	Socket & Lamp Assembly	2
6	<u>1017724</u>	Rivet, Plastic	1
7	<u>102529201</u>	Wire Cover, Steering Column	1
8	<u>183</u>	Washer, #10, Type A, Flat	2
9	<u>7893</u>	Nut, #10-32 Hex	2
10	8104	Screw, #10-32 X .75 Rd Hd Mach	1
11	<u>8990</u>	Tie Wrap, 8" Nylon	1

4
G
E

4
G
E



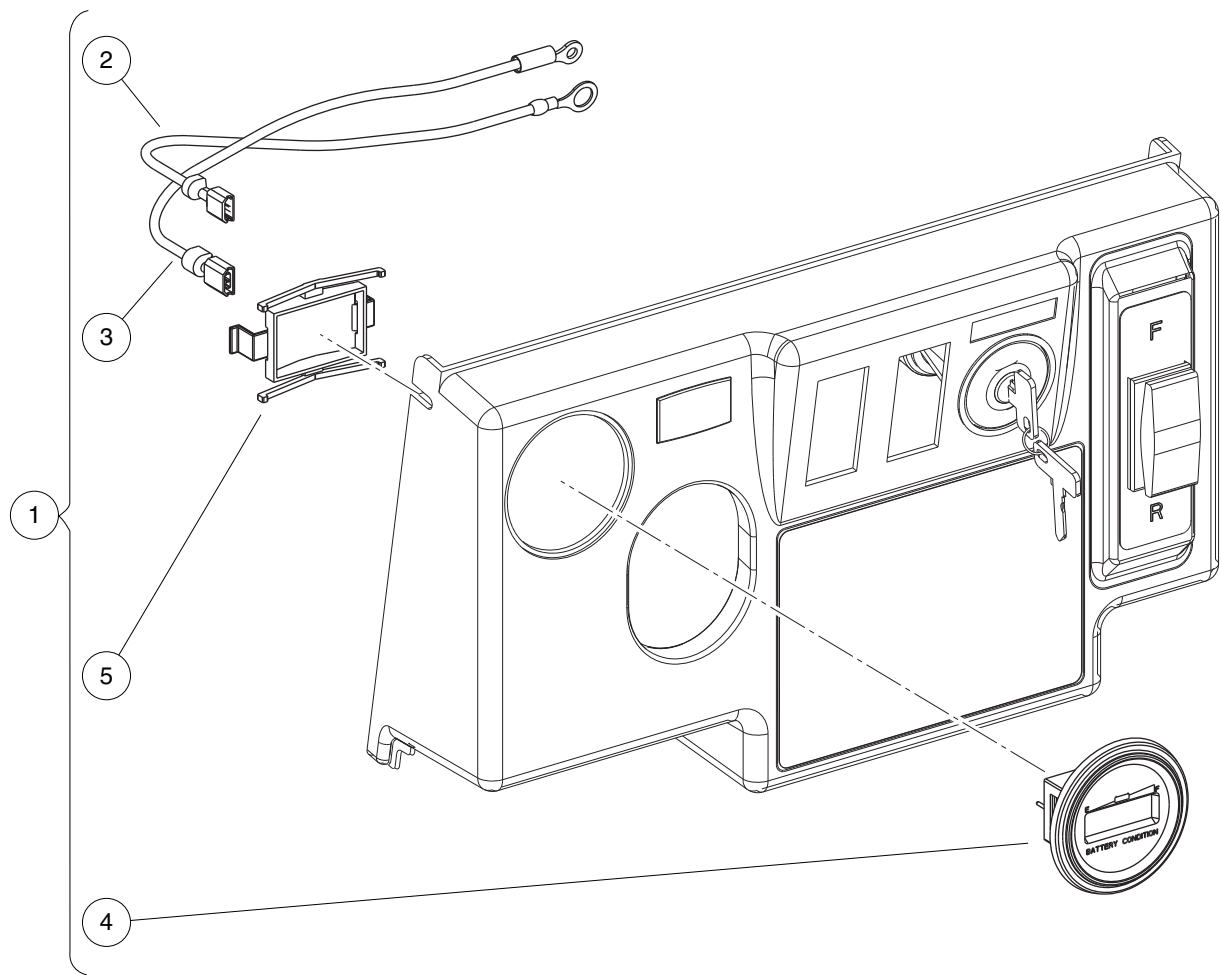
001086-001

INSTRUMENT PANEL – XRT850 GAS

ITEM	PART NO.	DESCRIPTION	QTY
		1 2 3 4	
1	1011382	Washer, #10 Pan-Head Screw	2
2	1012396	Wire Assy #18 Black	1
3	<u>1012505</u>	Keys (set of 2)	1
4	<u>1013494</u>	Cover, Screw Head	2
5	<u>1015528</u>	Screw, #10 x 1-1/4 Phillips Head	2
6	<u>1016630</u>	Light, Oil	1
7	<u>1016849</u>	Screw, #4-24 X 0.33, Pan-Head, Machine	2
8	<u>1016851</u>	Buzzer, Reverse (9-48 VDC)	1
9	<u>101804301</u>	Screw, #8 X 0.500, Hex-Head Hi-Lo	2
10	<u>101826301</u>	Key Switch, 12-Volt, Off/On	1
11	101830601	Screw and Washer Assembly	5
12	<u>101830701</u>	Nut, Key Switch	1
13	<u>101834502</u>	Cap, Black Key Switch	1
14	<u>101851101</u>	Washer, Key Switch	1
15	<u>102869401</u>	Switch, Rocker, Light	1
16	<u>102977001</u>	Panel, Dash, Center, Gas (Instrument Panel)	1
17	<u>103180101</u>	Cover, Hole, Switch, Rocker	1
18	<u>103199001</u>	Brush, Closeout, FNR	2
19	<u>103199101</u>	Washer, Retaining, Brush, FNR	2
20	<u>103348501</u>	Asm, Wire Meter, F-h Jumper	1
21	<u>103348601</u>	Gauge, Fuel-hour, sep Gnd, utl (includes item 22)	1
22	<u>103348201</u>	Clip, Meter, Round	1

4
G
E

4
G
E



000817-002

BATTERY CONDITION INDICATOR – ELECTRIC VEHICLES

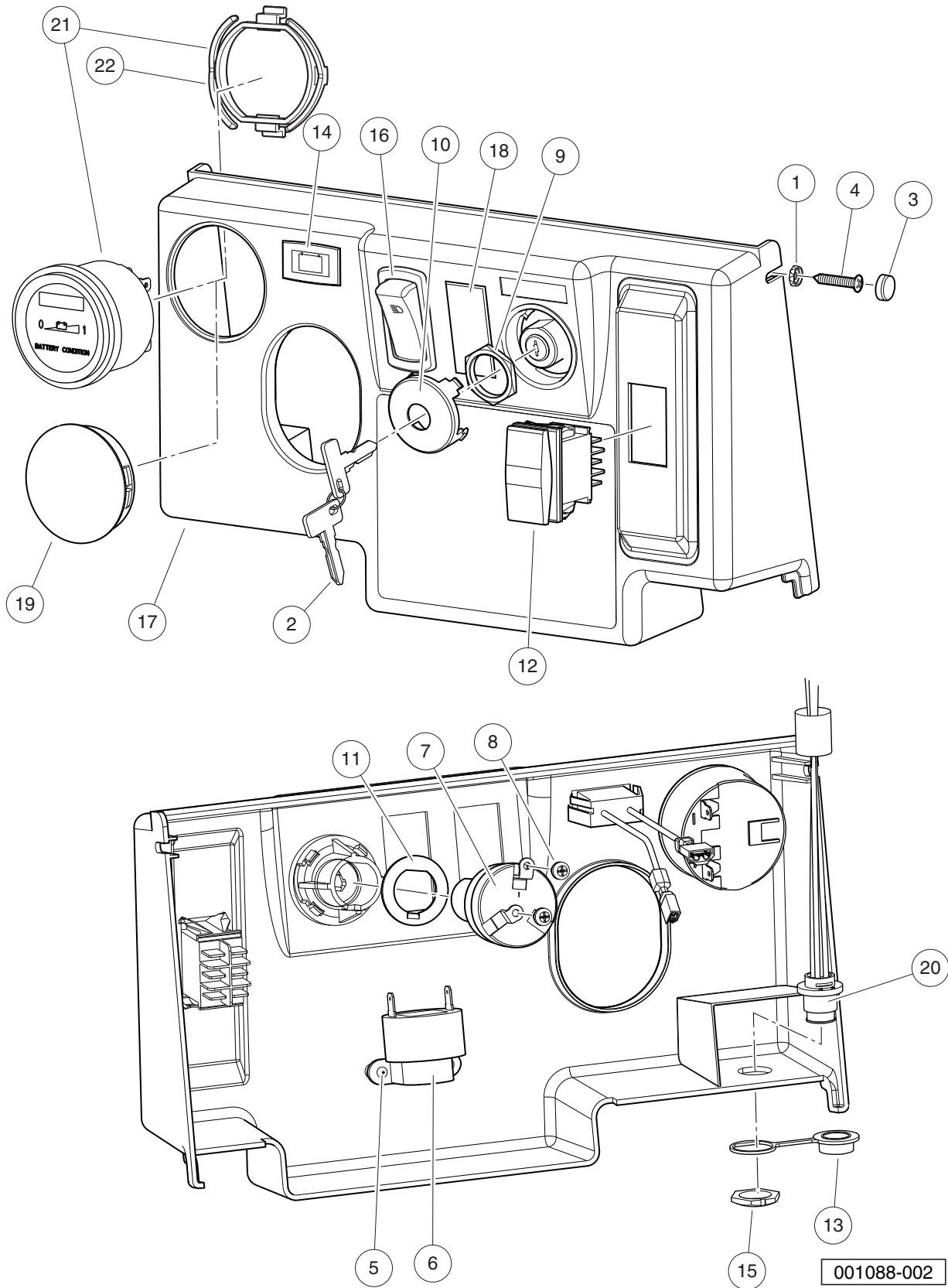
ITEM	PART NO.	DESCRIPTION	QTY
		1 2 3 4	
1	<u>103257603</u>	Kit, Gauge, Battery Condition Indicator (includes items 2 through 4)	1
2	<u>103257701</u>	Wire Asm, #18 Black, 2565mm	1
3	<u>103257801</u>	Wire Asm, #16 Red, 330mm	1
4	<u>103354401</u>	Gauge, Battery Cond Ind, Rnd (includes item 5)	1
5	<u>103348202</u>	Clip, Bci, Round	1

4

G

E

4
G
E



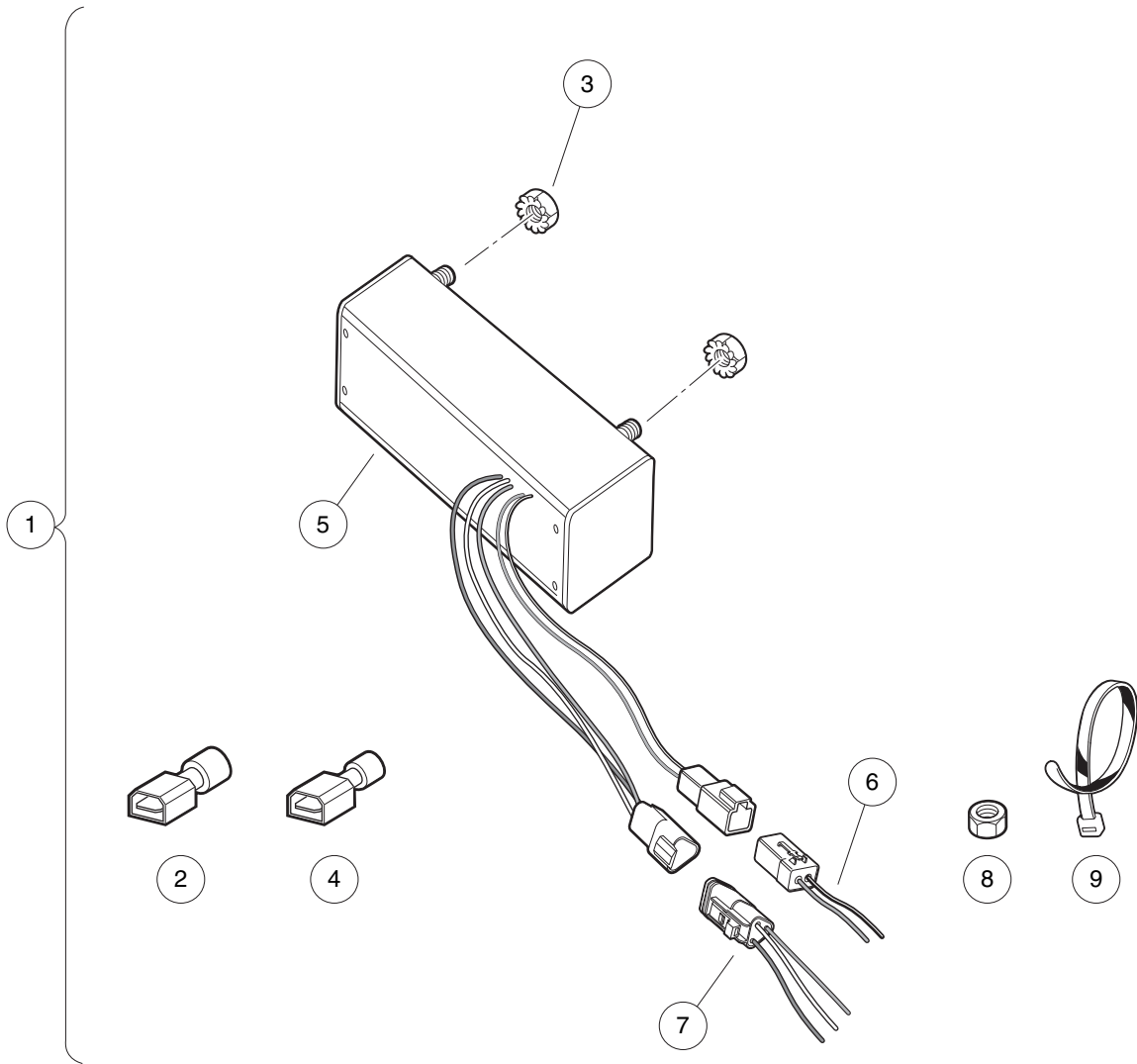
001088-002

INSTRUMENT PANEL – CA6/VILL 6 & 8/TPORTER/XRT850 ELEC. WITH LESTER CHARGER

ITEM	PART NO.	DESCRIPTION	QTY
		1 2 3 4	
1	1011382	Washer, #10 Pan-Head Screw	2
2	<u>1012505</u>	Keys (set of 2)	1
3	<u>1013494</u>	Cover, Screw Head	2
4	<u>1015528</u>	Screw, #10 x 1-1/4 Phillips Head	2
5	<u>1016849</u>	Screw, #4-24 X 0.33, Pan-Head, Machine	2
6	<u>1016851</u>	Buzzer, Reverse (9-48 VDC)	1
7	<u>101826201</u>	Key Switch, On/Off	1
8	101830601	Screw and Washer Assembly	2
9	<u>101830701</u>	Nut, Key Switch	1
10	<u>101834502</u>	Cap, Black Key Switch	1
11	<u>101851101</u>	Washer, Key Switch	1
12	<u>101856002</u>	Switch, Rocker, Single-Pole	1
13	<u>102196901</u>	Dust Cap	1
14	<u>102508701</u>	Light, Battery	1
15	<u>102572401</u>	Nut, Diagnostic Port	1
16	<u>102869401</u>	Switch, Rocker, Light	1
17	<u>102977002</u>	Panel, Dash, Center, Elec (Instrument Panel)	1
18	<u>103180101</u>	Cover, Hole, Switch, Rocker	1
19	<u>103198301</u>	Plug, Hole, Round, 2.0 In	1
20	<u>103218601</u>	Harness, Diagnostic Port	1
21	<u>103354401</u>	Gauge, Battery Cond Ind, Rnd (includes item 22)	1
22	<u>103348202</u>	Clip, Bci, Round	1

4
G
E

4
G
E



001271-001

DC CONVERTER – IQ SYSTEM ELECTRIC VEHICLE

ITEM	PART NO.	DESCRIPTION	QTY
		1 2 3 4	
1	<u>102357501</u>	Kit, DC/DC Converter (includes items 2 through 9)	1
2	<u>1016365</u>	Terminal, 1/4" Male Quick Disconnect	1
3	<u>101835601</u>	Locknut, 1/4-20 Hex Whiz	2
4	N/A	Terminal, 1/4" Male Quick Disconnect	1
5	102352201	Converter , Dc -non Isolated	1
6	<u>102354901</u>	Harness, Dc Converter - 12v	1
7	<u>102355001</u>	Harness, Dc Converter - 48v	1
8	<u>1242</u>	Nut, 5/16-18 Hex	1
9	<u>8990</u>	Tie Wrap, 8" Nylon	4

4

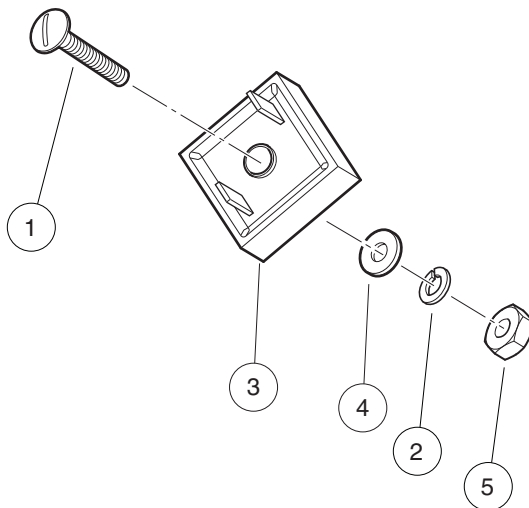
G

E

4

G

E



001091-001

VOLTAGE LIMITER – GASOLINE VEHICLE

ITEM	PART NO.	DESCRIPTION	QTY
		1 2 3 4	
1	<u>1010909</u>	Screw, #10-32 X 1.25 Rd Hd Mch	1
2	<u>1016</u>	Lockwasher, #10 Split	1
3	<u>1017721</u>	Limiter, Voltage	1
4	<u>183</u>	Washer, #10, Type A, Flat	1
5	<u>7893</u>	Nut, #10-32 Hex	1

4

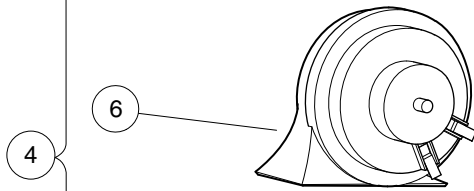
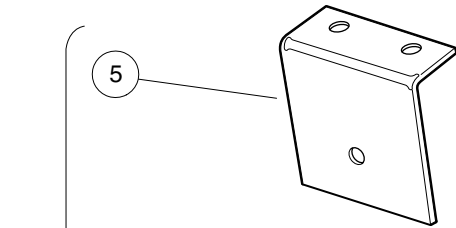
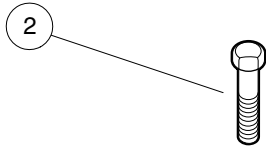
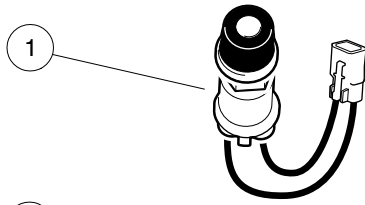
G

E

4

G

E



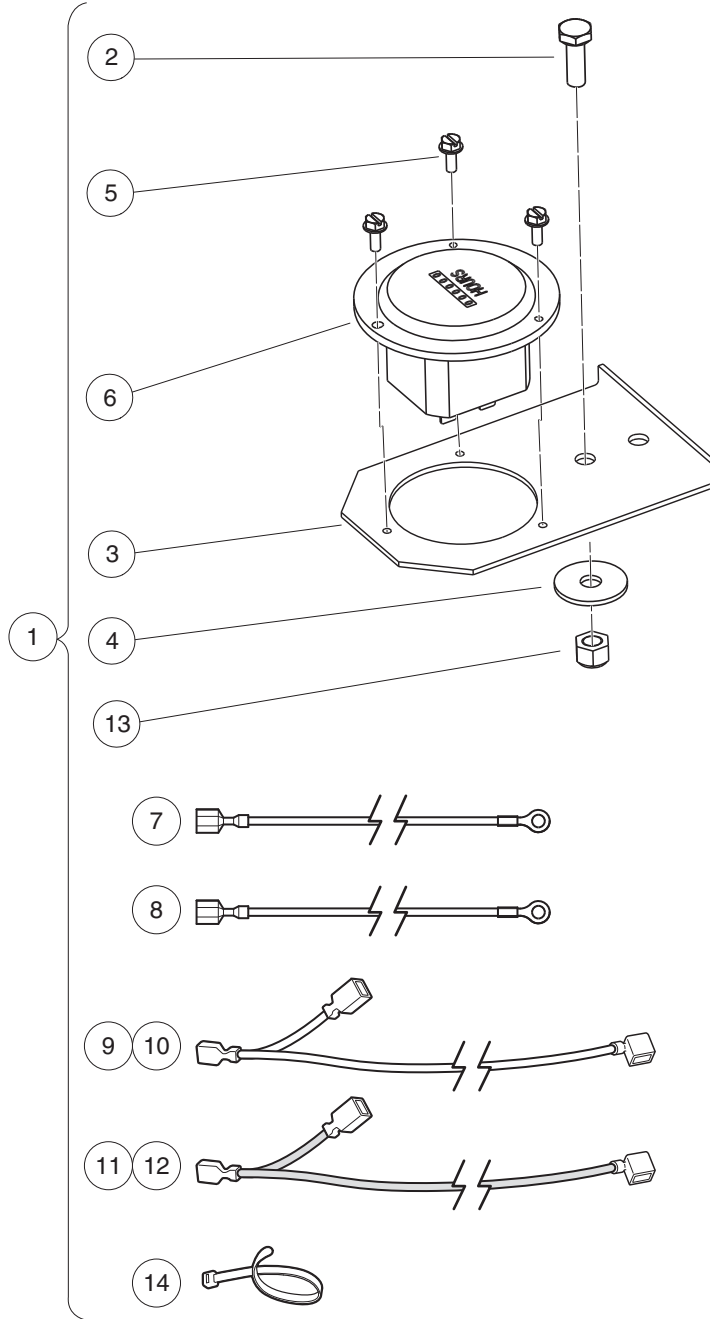
001095-001

HORN

ITEM	PART NO.	DESCRIPTION	QTY
		1 2 3 4	
1	<u>101969701</u>	Horn Button and Wire Assembly	1
2	304	Screw, 1/4-20 X 1.0 Hex-Head Cap	2
3	<u>332</u>	Washer, 1/4 Type A Narrow Flat	2
4	<u>4029</u>	Horn (includes items 5 through 9)	1
5	<u>1011825</u>	Horn Bracket	1
6	<u>1014530</u>	Horn, 12-VDC	1
7	<u>101955101</u>	Nut, M6 Hex	1
8	<u>7820</u>	Washer, 5/16 Internal-Tooth	1
9	8294	5/16 Ring Term.	1
10	<u>8233</u>	Locknut, 1/4-20, Nylon Insert	2

4
G
E

4
G
E



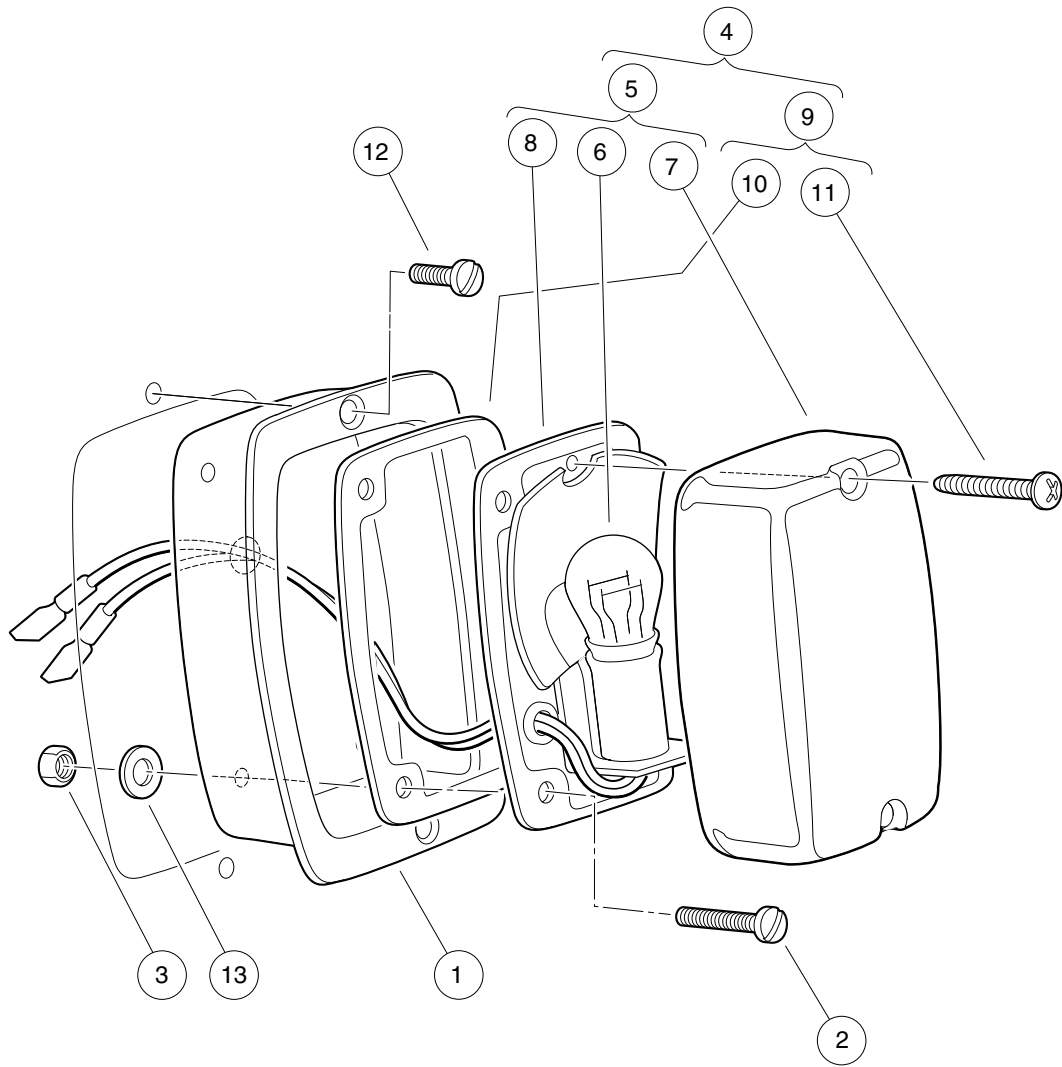
001096-001

HOUR METER – IQ SYSTEM AND IQ PLUS ELECTRIC VEHICLES

ITEM	PART NO.	DESCRIPTION	QTY
		1 2 3 4	
1	<u>1013579</u>	Kit, Hour Meter (includes items 2 through 14)	1
2	<u>1012285</u>	Screw, 1/4 X 0.625 Hex-Head	1
3	<u>1013547</u>	Hour Meter Bracket	1
4	<u>1014306</u>	Washer, 1/4" Type B Flat	1
5	<u>1014540</u>	Screw, #6-32 X 3/8 Taptite	3
6	N/A	Hour Meter	1
7	101881501	Wire Assembly Black #18	1
8	101881601	Wire Assembly Red #18	1
9	<u>101997802</u>	Wire Assembly #18 Yellow	1
10	<u>101997803</u>	Wire Asm #18 Yellow 31"	1
11	<u>101997902</u>	Wire Assembly #18 Red	1
12	<u>101997903</u>	Wire Asm # 18 Red 31"	1
13	<u>8233</u>	Locknut, 1/4-20, Nylon Insert	1
14	<u>8990</u>	Tie Wrap, 8" Nylon	1
<p>Note: The kit includes components that apply to multiple vehicles. The installation instructions will specify which components are required for a specific model. After installation, discard components not used.</p>			

4
G
E

4
G
E



000348-006

TAIL LIGHTS

ITEM	PART NO.	DESCRIPTION	QTY
		1 2 3 4	
1	<u>1011497</u>	Bezel, Taillight	1
2	<u>1011557</u>	Screw, #6-32 X 1.00 Hex-Head Machine	1
3	<u>1011558</u>	Nut, #6-32 Hex	1
4	1017035	Taillight Assembly (includes items 5 through 9)	1
5	N/A	Light, Tail (includes items 6 through 8)	1
6	<u>1011582</u>	Taillight Bulb	1
7	<u>1011843</u>	Taillight Lens	1
8	N/A	Base, Taillight	1
9	<u>1017699</u>	Hardware Kit, Tail Light (includes items 10 and 11)	1
10	N/A	Gasket	1
11	N/A	Screw, Tapered	2
12	<u>102915601</u>	Plastic Rivet - Tuflock	1
13	<u>7591</u>	Washer, #6, Flat	1

4
G
E

4

G

E

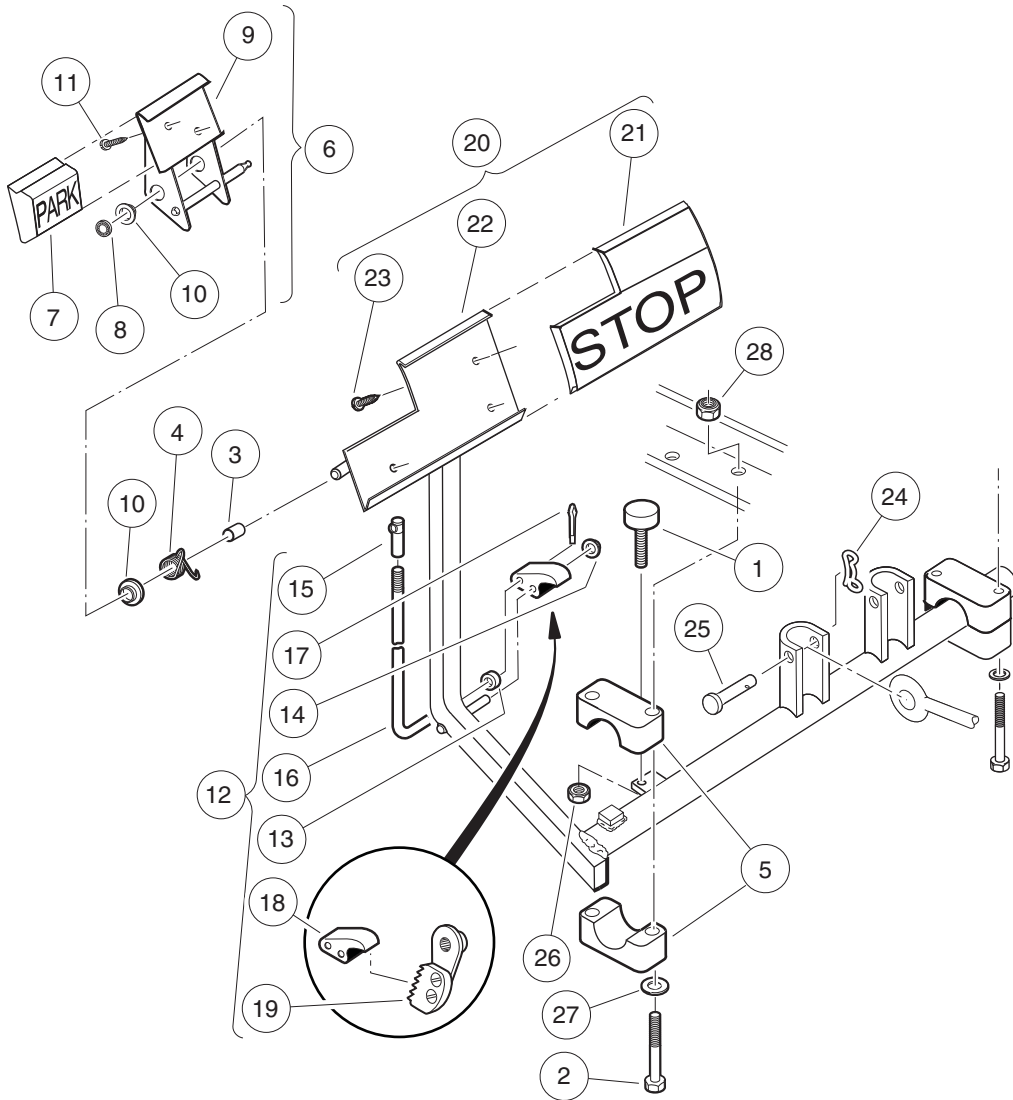
BRAKE SYSTEM

5

G

E

5
G
E



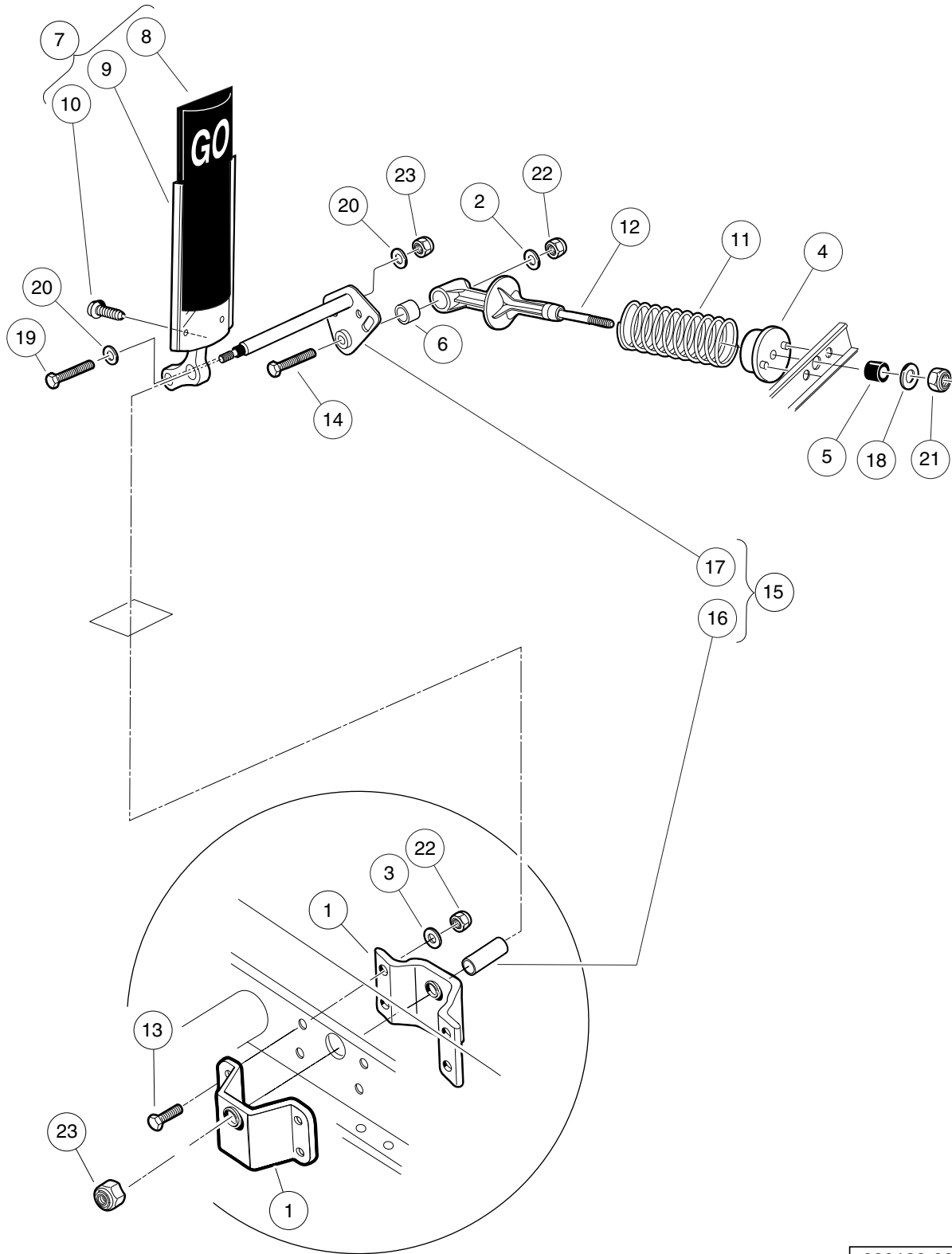
000187-001

BRAKE PEDAL ASSEMBLY

ITEM	PART NO.	DESCRIPTION	QTY
		1 2 3 4	
1	<u>1010878</u>	Bumper, Rubber	1
2	<u>1010921</u>	Screw, 5/16-18 X 2.50 Hex Cap	4
3	<u>1010927</u>	Hill Brake Spacer	1
4	<u>1010933</u>	Spring, Hill Brake Torsion	1
5	<u>1011402</u>	Package, Brake Mounting Block	1
6	<u>1011418</u>	Kit, Hill Brake Pedal (includes items 7 through 11)	1
7	<u>1013870</u>	Pad, Hill Brake	1
8	<u>1013876</u>	Pushnut, 3/8	1
9	N/A	Hill Brake Weld Assembly	1
10	<u>1032</u>	Bushing, Nylon	2
11	7716	Screw, #10-16 Type AB, Sheet Metal	2
12	<u>101187702</u>	Kit, Hill Brake Latch (includes items 13 through 19)	1
13	<u>1010805</u>	Sleeve, Hill Brake Rod	1
14	<u>1010877</u>	Pushnut, 3/8	1
15	1010932	Ball Joint, 1/4-28	1
16	N/A	Rod, Hill Brake	1
17	<u>1017029</u>	Pin, Cotter, 7/64 x 1/2 Stainless-Steel	1
18	N/A	Pawl, Hill Brake	1
19	101918501	Ratchet Assembly	1
20	<u>101878201</u>	Brake Pedal Kit (includes items 21 through 23)	1
21	<u>1013869</u>	Pad, Brake Pedal	1
22	N/A	Weldment, Brake Pedal, 2wr Std	1
23	7716	Screw, #10-16 Type AB, Sheet Metal	3
24	<u>102323101</u>	Pin, Bow Tie Locking	1
25	<u>102323201</u>	Pin, 3/8 X 1-5/16 Clevis	1
26	<u>1028</u>	Nut, 1/4-20 Hex	1
27	<u>1241</u>	Washer, 5/16 Type A Flat	4
28	<u>7473</u>	Locknut, 5/16-18 Nylon Insert	4

5
G
E

5
G
E



000188-007

ACCELERATOR PEDAL ASSEMBLY – ELECTRIC VEHICLES WITH MCOR

ITEM	PART NO.	DESCRIPTION	QTY
		1 2 3 4	
1	<u>1011694</u>	Accelerator Bracket and Bearing Assembly	2
2	<u>1011931</u>	Washer, 1/4 Flat	1
3	<u>1014007</u>	Washer, 1/4, Flat	4
4	<u>1017378</u>	Cup, Spring	1
5	<u>1017380</u>	Bumper, Spring Return	1
6	<u>1017424</u>	Bearing, Pivot Support	1
7	<u>1017696</u>	Sub Asm, Accelerator Pedal (includes items 8 through 10)	1
8	1013871	Pad, Accelerator Pedal	1
9	N/A	Accelerator Pedal Weldment	1
10	7716	Screw, #10-16 Type AB, Sheet Metal	4
11	101796201	Spring, Accelerator Return	1
12	<u>101817401</u>	Retainer, Spring	1
13	<u>101861901</u>	Screw, 1/4-20 X 1.125 Hex Cap	4
14	<u>101862001</u>	Screw, 1/4-20 X 1.500 Flange	1
15	<u>102026001</u>	Kit, Accelerator Pivot Rod Assembly (includes items 16 and 17)	1
16	101919801	Spacer, Accelerator	1
17	<u>102158901</u>	Pivot Rod Weldment	1
18	<u>1241</u>	Washer, 5/16 Type A Flat	1
19	<u>1624</u>	Screw, 3/8-16 X 1.50, Hex-Head Cap	1
20	<u>334</u>	Washer, 3/8, Type A, Flat	2
21	<u>7473</u>	Locknut, 5/16-18 Nylon Insert	1
22	<u>8233</u>	Locknut, 1/4-20, Nylon Insert	5
23	<u>8754</u>	Locknut, 3/8-16 Hex	2

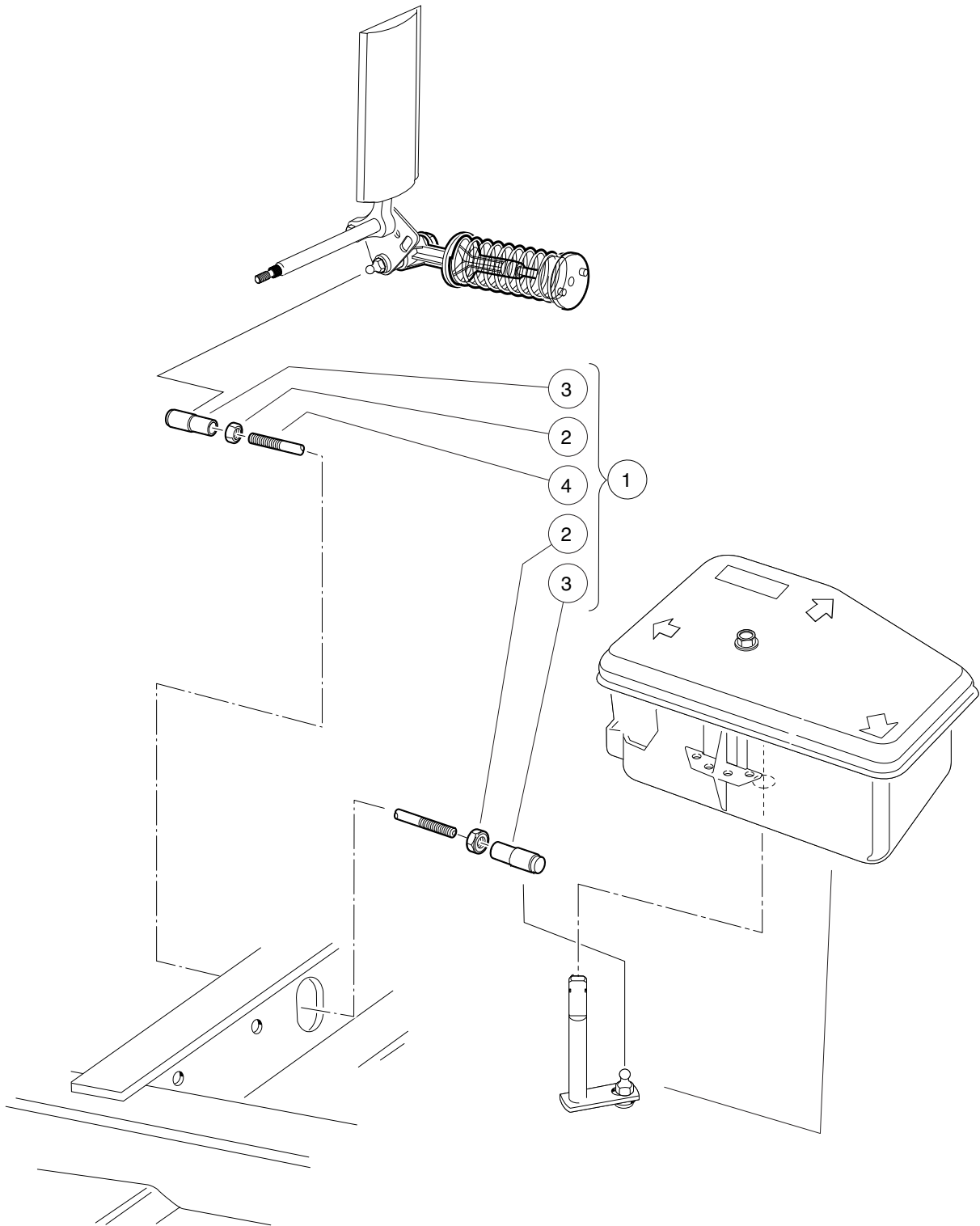
5
G
E

ACCELERATOR PEDAL ASSEMBLY – GASOLINE VEHICLES

ITEM	PART NO.	DESCRIPTION	QTY
		1 2 3 4	
1	<u>1011694</u>	Accelerator Bracket and Bearing Assembly	2
2	<u>1011931</u>	Washer, 1/4 Flat	1
3	<u>1014007</u>	Washer, 1/4, Flat	4
4	<u>1017378</u>	Cup, Spring	1
5	<u>1017380</u>	Bumper, Spring Return	1
6	<u>1017424</u>	Bearing, Pivot Support	1
7	<u>1017696</u>	Sub Asm, Accelerator Pedal (includes items 8 through 10)	1
8	1013871	Pad, Accelerator Pedal	1
9	N/A	Accelerator Pedal Weldment	1
10	7716	Screw, #10-16 Type AB, Sheet Metal	4
11	101796201	Spring, Accelerator Return	1
12	<u>101817401</u>	Retainer, Spring	1
13	101818801	Stud, 1/4-28 X 1.35 Ball	1
14	<u>101861901</u>	Screw, 1/4-20 X 1.125 Hex Cap	4
15	<u>102026001</u>	Kit, Accelerator Pivot Rod Assembly (includes items 16 and 17)	1
16	101919801	Spacer, Accelerator	1
17	<u>102158901</u>	Pivot Rod Weldment	1
18	<u>1241</u>	Washer, 5/16 Type A Flat	1
19	<u>1624</u>	Screw, 3/8-16 X 1.50, Hex-Head Cap	1
20	<u>334</u>	Washer, 3/8, Type A, Flat	2
21	<u>7473</u>	Locknut, 5/16-18 Nylon Insert	1
22	<u>8233</u>	Locknut, 1/4-20, Nylon Insert	4
23	<u>8717</u>	Locknut, Nylon Insert, 1/4-28	1
24	<u>8754</u>	Locknut, 3/8-16 Hex	2

5
G
E

5
G
E



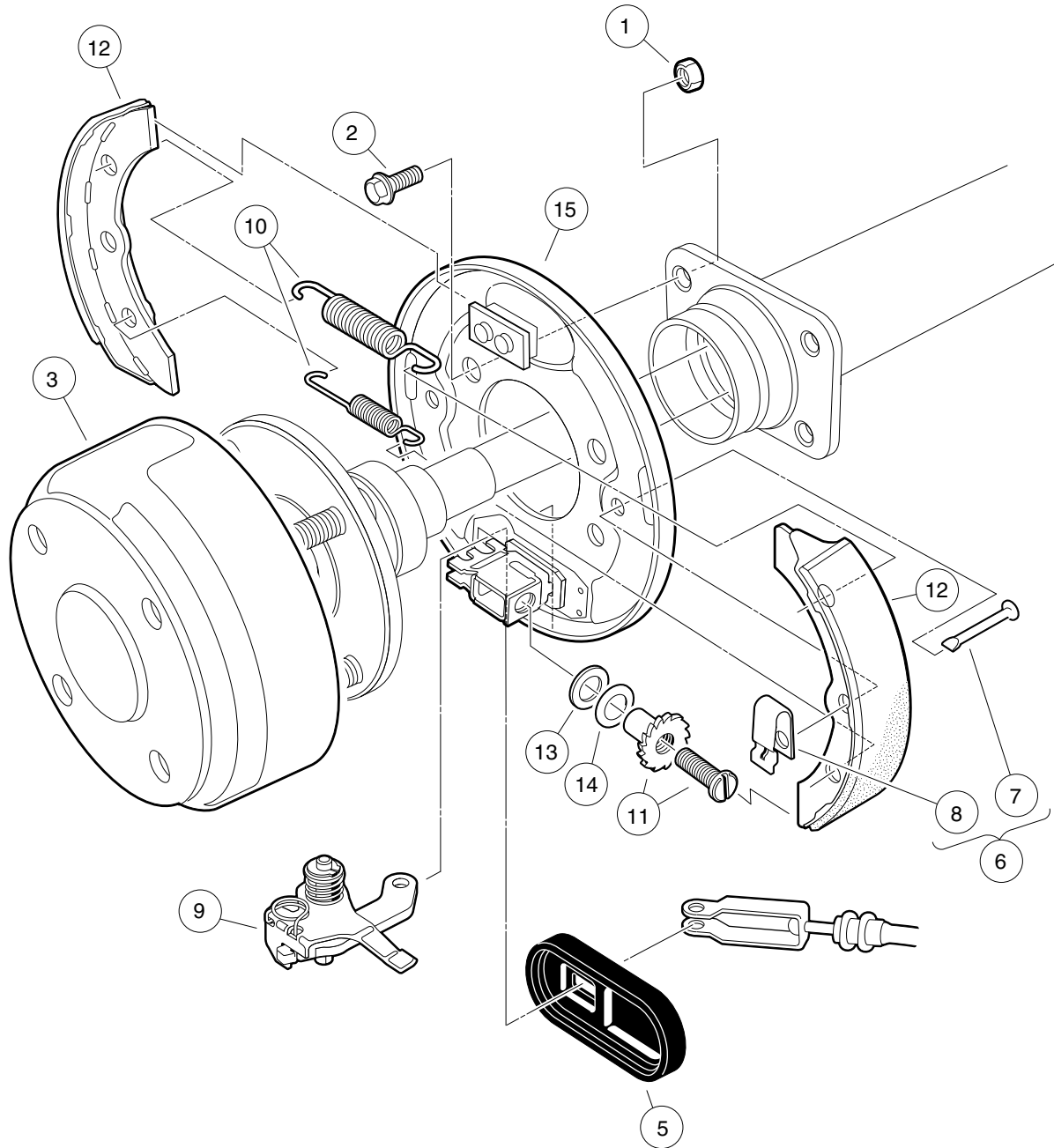
000362-001

ACCELERATOR ROD – GASOLINE VEHICLES

ITEM	PART NO.	DESCRIPTION	QTY
		1 2 3 4	
1	101912401	Rod, Accelerator (includes items 2 through 4)	1
2	<u>1011084</u>	Nut, 1/4-28 Hex Jam	2
3	<u>1011734</u>	Joint, Ball	2
4	N/A	Accelerator Rod	1

5
G
E

5
G
E



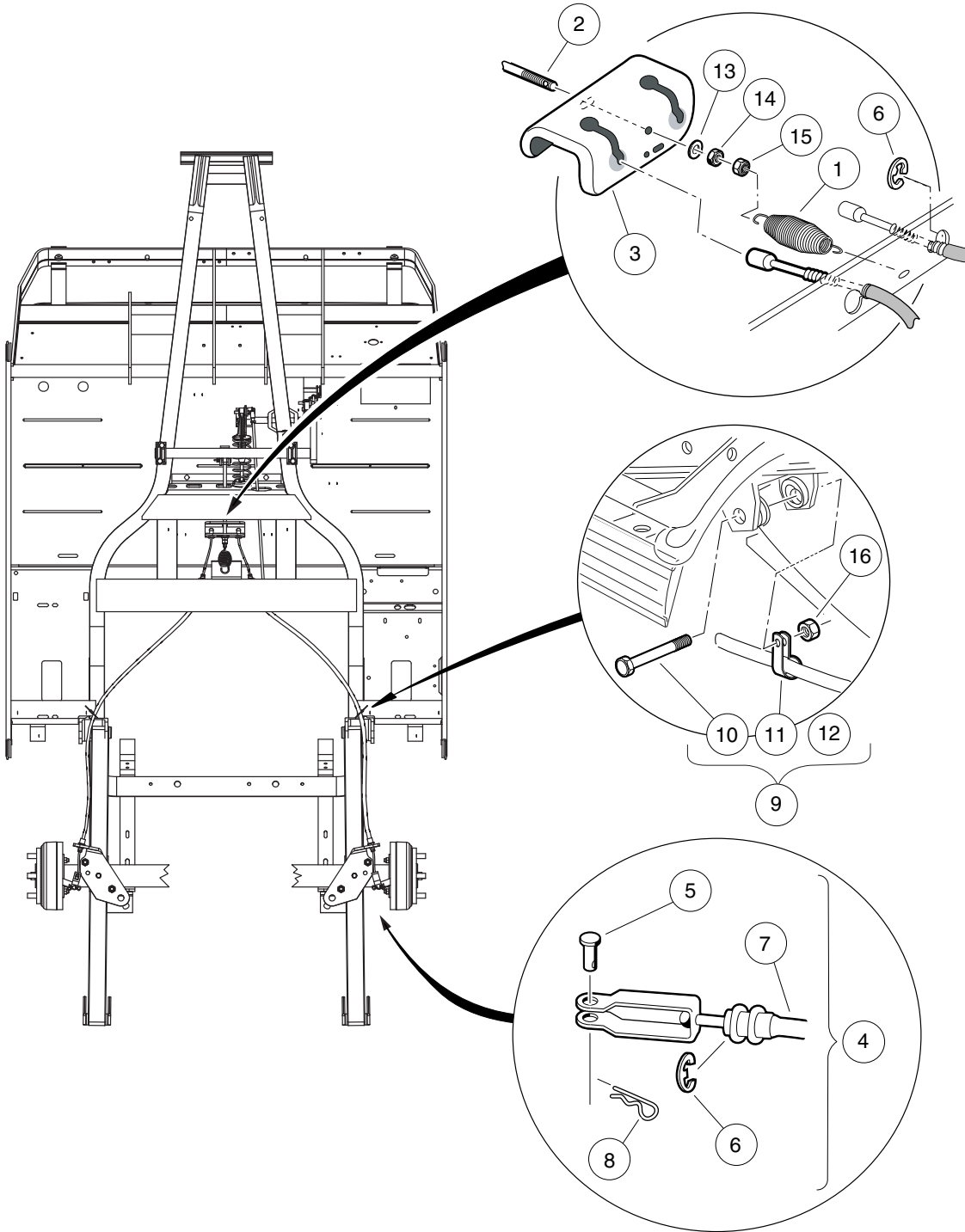
000186-002

REAR BRAKE ASSEMBLY, SELF-ADJUSTING – VEHICLE WITH 2-WHEEL BRAKES

ITEM	PART NO.	DESCRIPTION	QTY
		1 2 3 4	
1	<u>1013924</u>	Nut, 5/16-24, Hex Head Cone	8
2	<u>1014153</u>	Bolt, Brake Cluster Mounting	8
3	<u>101791101</u>	Drum without Center Hole, Brake	2
4	<u>101823301</u>	Cluster Assembly, Right (Passenger) Brake (includes items 5 through 15)	1
5	<u>1010850</u>	Dust Cover	1
6	<u>1011466</u>	Kit, Shoe Retainer (includes items 7 and 8)	1
7	N/A	Pin	2
8	N/A	Shoe Clamp Spring	2
9	101815501	Lever Assembly, Self-Adjusting Brake, Right (Passenger)	1
10	<u>101816301</u>	Package, Brake Spring, Self-Adjusting	1
11	<u>101816501</u>	Adj Mechanism, S.A. Brakes, Right (Passenger)	1
12	<u>101823201</u>	Package, Brake Shoe, Self-Adjusting	1
13	<u>101823801</u>	Plate, Washer, Brake, Self-Adjusting	1
14	<u>101823901</u>	Washer, Brake, Self-Adjusting	1
15	<u>101824001</u>	Plate Assembly, Right Brake Backing	1
16	<u>101823302</u>	Cluster Assembly, Left Brake (includes items 17 through 27)	1
17	<u>1010850</u>	Dust Cover	1
18	<u>1011466</u>	Kit, Shoe Retainer (includes items 19 and 20)	1
19	N/A	Pin	2
20	N/A	Shoe Clamp Spring	2
21	101815502	Lever Assembly, Self-Adjusting Brake, Left	1
22	<u>101816301</u>	Package, Brake Spring, Self-Adjusting	1
23	<u>101816502</u>	Adjusting Mechanism, Self-Adjusting Brake, Left	1
24	<u>101823201</u>	Package, Brake Shoe, Self-Adjusting	1
25	<u>101823801</u>	Plate, Washer, Brake, Self-Adjusting	1
26	<u>101823901</u>	Washer, Brake, Self-Adjusting	1
27	<u>101824002</u>	Plate Assembly, Left Brake Backing	1
Note: Driver-side brake cluster not shown. Components have a similar appearance to passenger-side brake cluster components.			

5
G
E

5
G
E



000245-002

BRAKE CABLES AND EQUALIZER

ITEM	PART NO.	DESCRIPTION	QTY
		1 2 3 4	
1	<u>1013531</u>	Spring, Brake Return	1
2	<u>101953101</u>	Rod, Equalizer, 8.91"	1
3	<u>101990801</u>	Equalizer Bracket	1
4	<u>102022101</u>	Brake Cable Kit (includes items 5 through 8)	2
5	<u>1010829</u>	Pin, Clevis, 5/16 X 3/4	1
6	<u>1011779</u>	E-Clip, 1/2	2
7	N/A	Cable, Brake, 41"	1
8	<u>102292801</u>	Pin, Bow Tie Locking - .072	1
9	<u>103377301</u>	Kit, Field P-clamp, Brake Line (includes items 10 through 12)	1
10	<u>102066201</u>	Screw, 3/8-16 X 3.50 Hex Cap	2
11	<u>103377201</u>	P-clamp, Brake Line	2
12	N/A	Instr Fd. P-clamp, Brake Line	1
13	<u>1241</u>	Washer, 5/16 Type A Flat	5
14	<u>1242</u>	Nut, 5/16-18 Hex	1
15	<u>7473</u>	Locknut, 5/16-18 Nylon Insert	5
16	<u>8754</u>	Locknut, 3/8-16 Hex	2

5
G
E

5

G

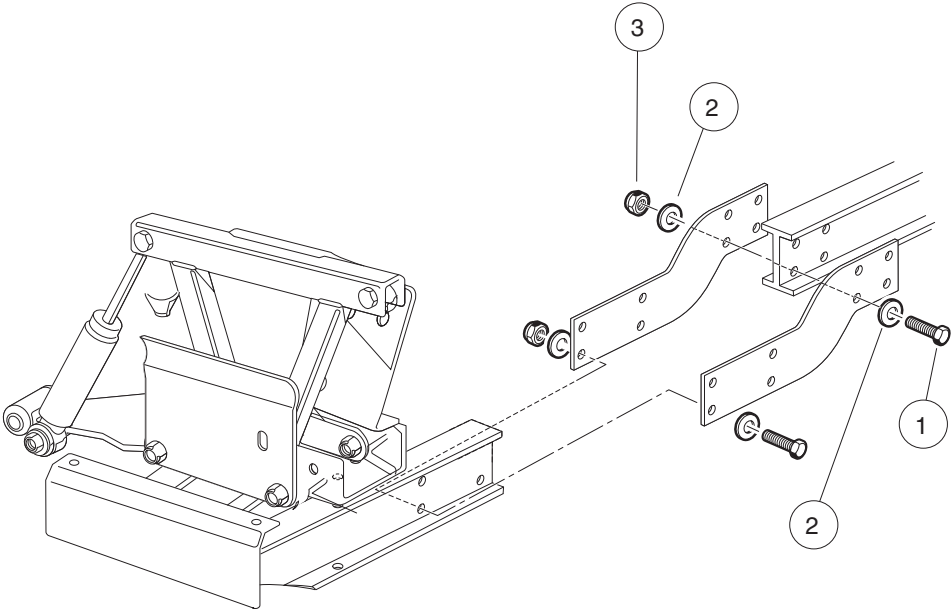
E

STEERING AND SUSPENSION

6

G

E



000304-002

FRONT FRAME PLATE HARDWARE – TURF/CA 252 AND XRT 850/900

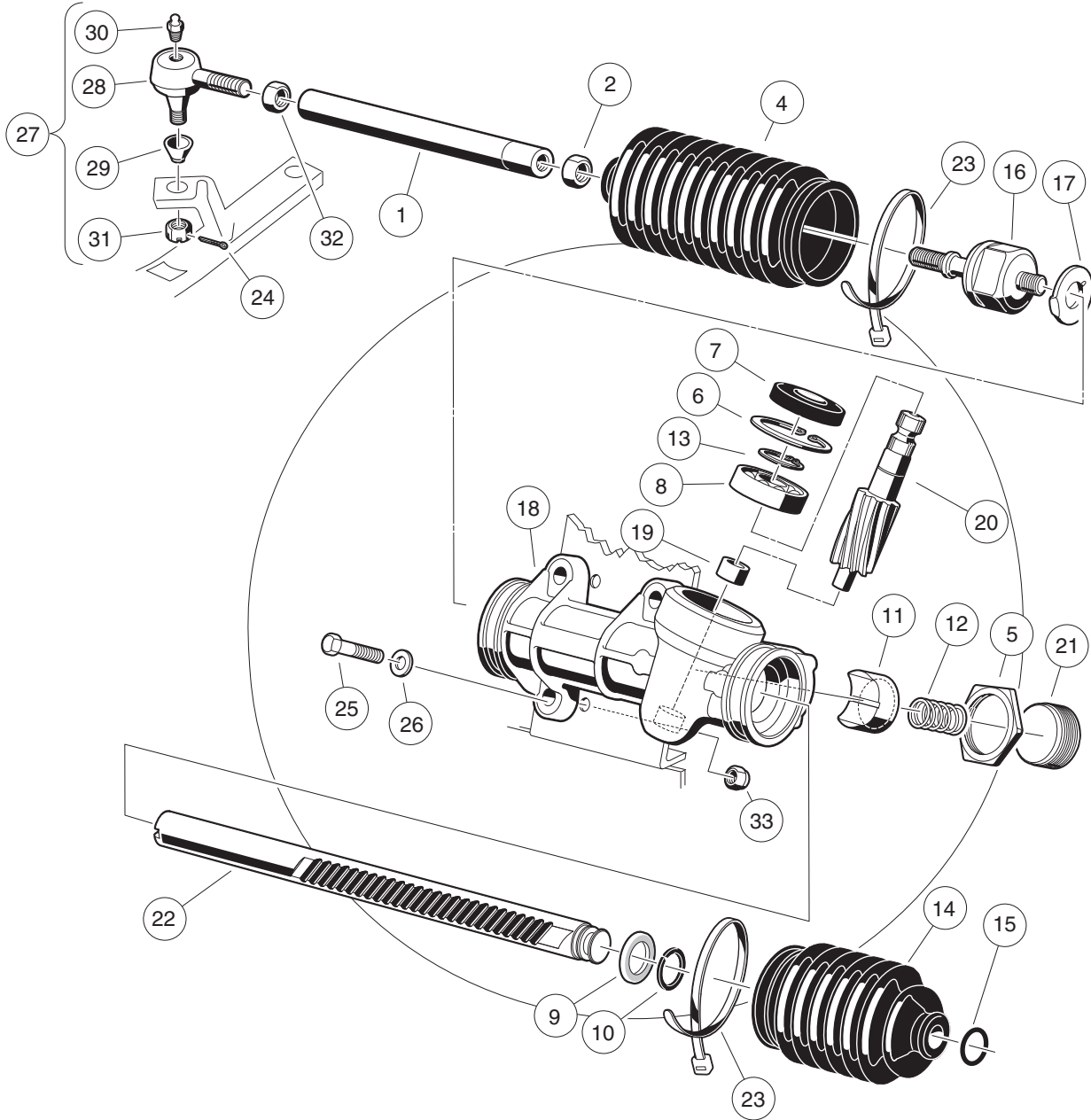
ITEM	PART NO.	DESCRIPTION	QTY
		1 2 3 4	
1	1218	Screw, 5/16-18 X 1.25 Hex-Head Cap	16
2	<u>1241</u>	Washer, 5/16 Type A Flat	32
3	<u>7473</u>	Locknut, 5/16-18 Nylon Insert	16

6

G

E

6
G
E



001213-001

STEERING GEAR ASSEMBLY

ITEM	PART NO.	DESCRIPTION	QTY
		1 2 3 4	
1	<u>1012467</u>	Link, Rack and Pinion Drag	1
2	1013042	Nut, 12mm Hex	1
3	<u>101878302</u>	Steering Gear Assembly (without yoke) (includes items 4 through 23)	1
4	<u>1013035</u>	Bellows, Long	1
5	<u>1013044</u>	Rack Screw Locknut	1
6	N/A	Snap Ring	1
7	<u>1013052</u>	Seal, Steering Pinion Dust	1
8	<u>101879401</u>	Bearing, Ball	1
9	<u>101879501</u>	Stop Washer	1
10	101879601	Stop Ring, C-Type	1
11	<u>101879701</u>	Support Yoke	1
12	<u>101879801</u>	Rack Guide Pressure Spring	1
13	<u>101879901</u>	Ring, Stop, C-Type	1
14	<u>101880001</u>	Bellows, Short	1
15	101880101	Dust Seal Retaining Ring	1
16	<u>101880201</u>	Inner Ball Joint Asm	1
17	101880301	Washer, Tab	1
18	N/A	Box, Steering Gear	1
19	N/A	Bearing, Lower Pinion	1
20	N/A	Pinion, Steering	1
21	N/A	Screw, Rack Guide	1
22	N/A	Rack, Steering	1
23	<u>8990</u>	Tie Wrap, 8" Nylon	2
24	<u>1035</u>	Cotter Pin, 3/32 x 1	1
25	<u>1624</u>	Screw, 3/8-16 X 1.50, Hex-Head Cap	3
26	<u>334</u>	Washer, 3/8, Type A, Flat	3
27	<u>7540</u>	Ball Joint, Left (includes items 28 through 31)	1
28	1011895	Socket, LH Vertical	1
29	<u>1011930</u>	Seal, Vertical Socket Dust	1
30	<u>1015597</u>	Fitting, 1/4-28 Thread-Forming Grease	1
31	7602	Nut, 3/8-24 UNF Hex	1
32	<u>7555</u>	Nut, 1/2-20 Hex, Left-Hand Thread	1
33	<u>8754</u>	Locknut, 3/8-16 Hex	3

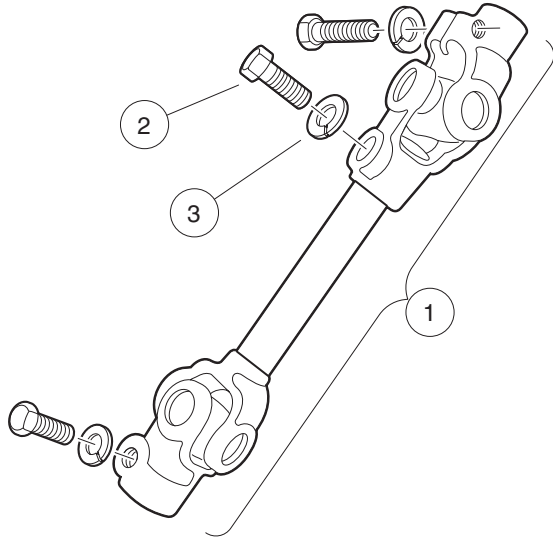
6
G
E

STEERING COLUMN – UTILITY

ITEM	PART NO.	DESCRIPTION	QTY
		1 2 3 4	
1	<u>1011578</u>	Washer, 5/16 Type B Flat	1
2	<u>1011697</u>	Washer, 5/16 Flat	1
3	<u>1014288</u>	Screw, 5/16-18 X 0.75, Thread-Forming	1
4	<u>1016183</u>	Screw, 3/8-16 X 7.00 Hex Cap	2
5	<u>1016269</u>	Screw, 5/16-18 Thrd Forming	2
6	<u>1017313</u>	Steering Shaft Assembly (includes items 7 through 15)	1
7	<u>1012604</u>	Washer, 0.675 ID X 1.19 OD	1
8	<u>1012605</u>	Ring, 0.579 Internal Retaining	1
9	1014125	Wedge, Molded	2
10	<u>1014126</u>	Seat, Plastic Bearing	2
11	<u>1014213</u>	Bearing, Ball	2
12	1014214	Ring, Retaining	1
13	<u>1014217</u>	Spring, Steering Shaft	1
14	<u>1017314</u>	Column, Aluminum Steering	1
15	<u>1017315</u>	Shaft Steering Column	1
16	<u>1017317</u>	Tube Cover, Steering Column	1
17	101984801	Kit, Steering Column Mounting Bracket (includes items 18 and 19)	1
18	N/A	Bracket, RH Steering Column Mount	1
19	N/A	Bracket, LH Steering column mount	1
20	<u>102278001</u>	Boot, Steering Column Round	1
21	<u>334</u>	Washer, 3/8, Type A, Flat	4
22	<u>8754</u>	Locknut, 3/8-16 Hex	2

6
G
E

6
G
E



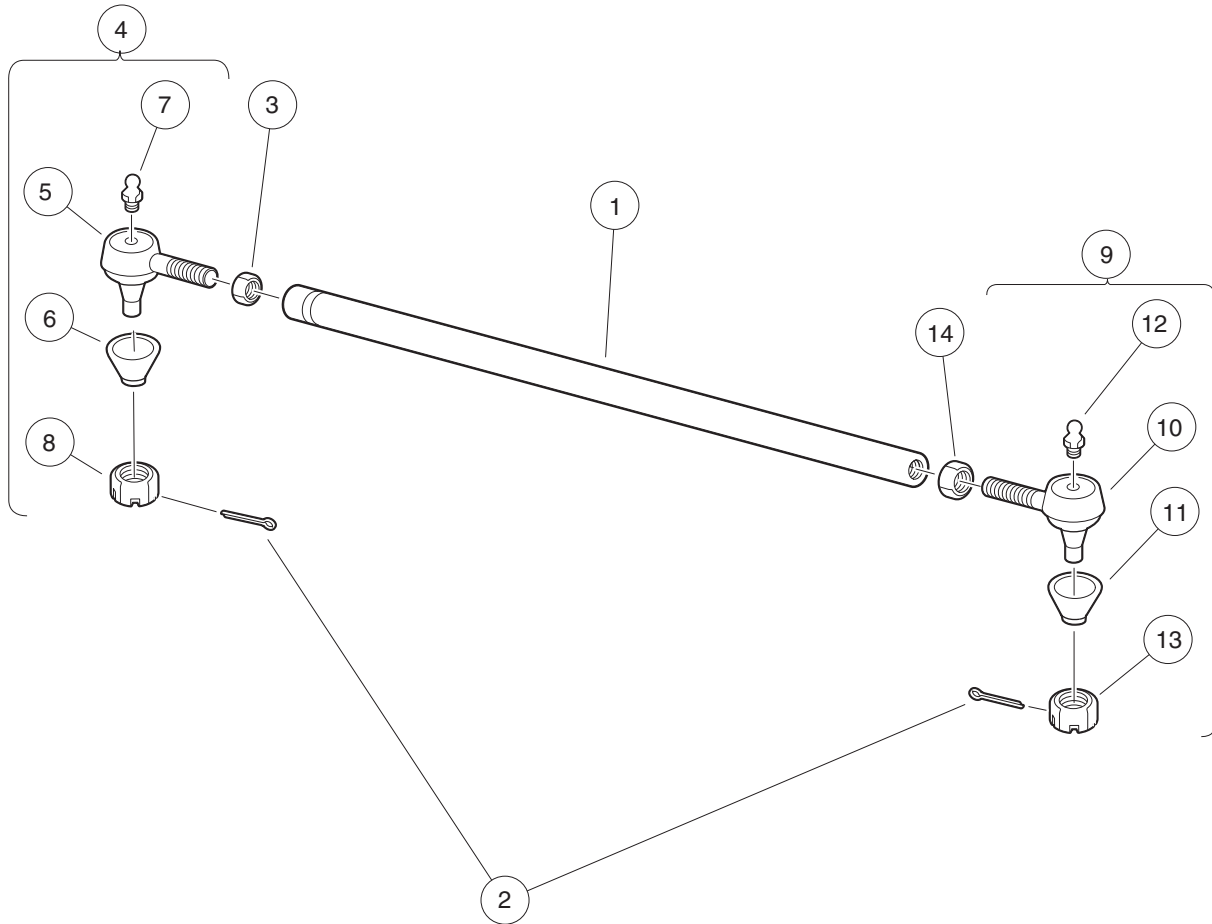
001218-001

INTERMEDIATE STEERING SHAFT – TURF/CA 252 AND XRT 850/ 900

ITEM	PART NO.	DESCRIPTION	QTY
		1 2 3 4	
1	<u>102004101</u>	Joint, Steering (includes items 2 and 3)	1
2	<u>1017226</u>	Bolt, Hex-Head, 8mm X 1.25 - 30	3
3	<u>7174</u>	Lockwasher, 5/16 Split	3

6
G
E

6
G
E



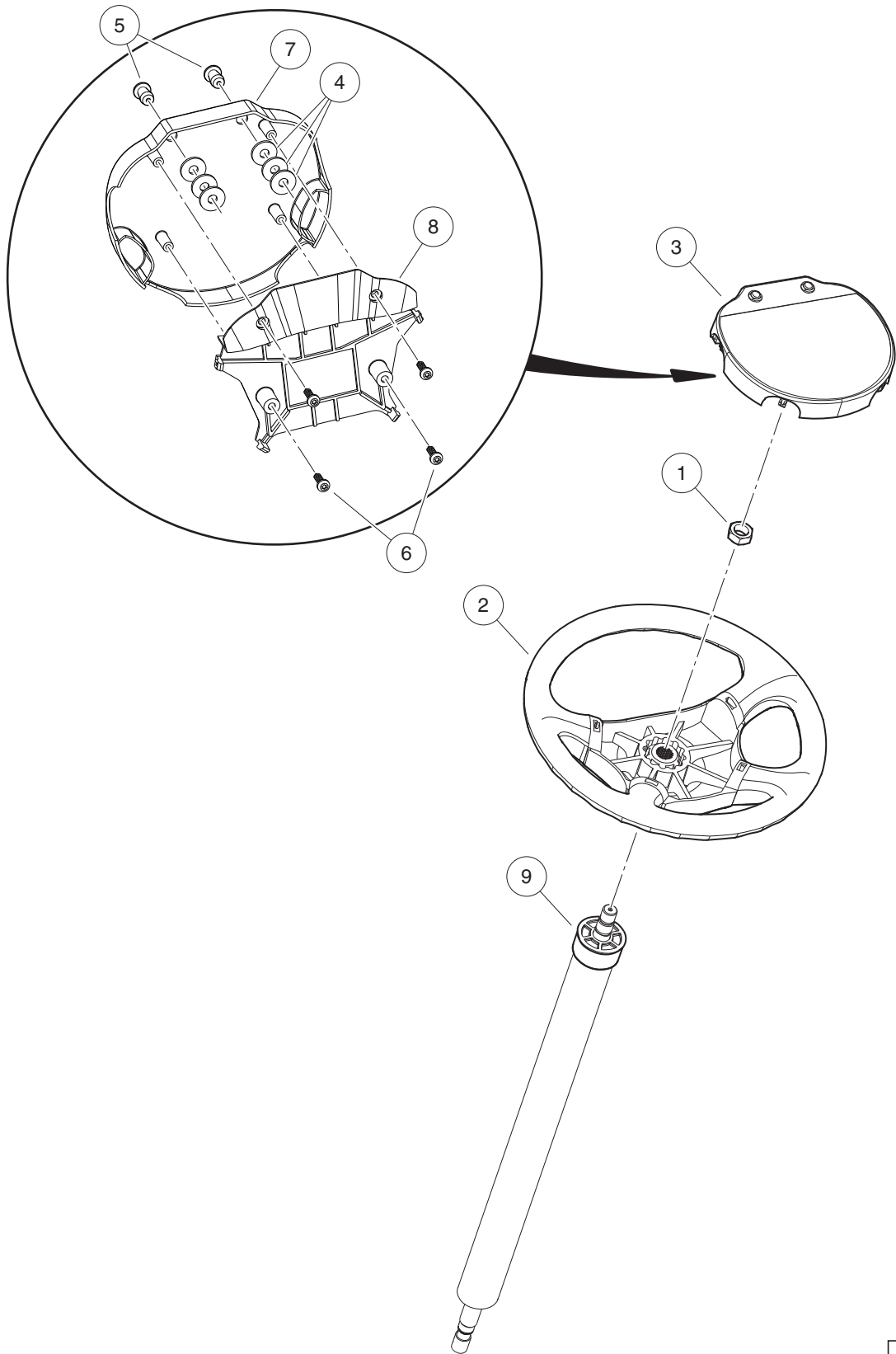
001303-001

TIE ROD

ITEM	PART NO.	DESCRIPTION	QTY
		1 2 3 4	
1	<u>1010219</u>	Tie Rod, 19.75 Inches Long	1
2	<u>1035</u>	Cotter Pin, 3/32 x 1	2
3	<u>1308</u>	Nut, 1/2-20 Hex	1
4	<u>7539</u>	Ball Joint, Right-Hand (includes items 5 through 8)	1
5	1011893	Socket, RH Vertical	1
6	<u>1011930</u>	Seal, Vertical Socket Dust	1
7	<u>1015597</u>	Fitting, 1/4-28 Thread-Forming Grease	1
8	7602	Nut, 3/8-24 UNF Hex	1
9	<u>7540</u>	Ball Joint, Left (includes items 10 through 13)	1
10	1011895	Socket, LH Vertical	1
11	<u>1011930</u>	Seal, Vertical Socket Dust	1
12	<u>1015597</u>	Fitting, 1/4-28 Thread-Forming Grease	1
13	7602	Nut, 3/8-24 UNF Hex	1
14	<u>7555</u>	Nut, 1/2-20 Hex, Left-Hand Thread	1

6
G
E

6
G
E



000832-002

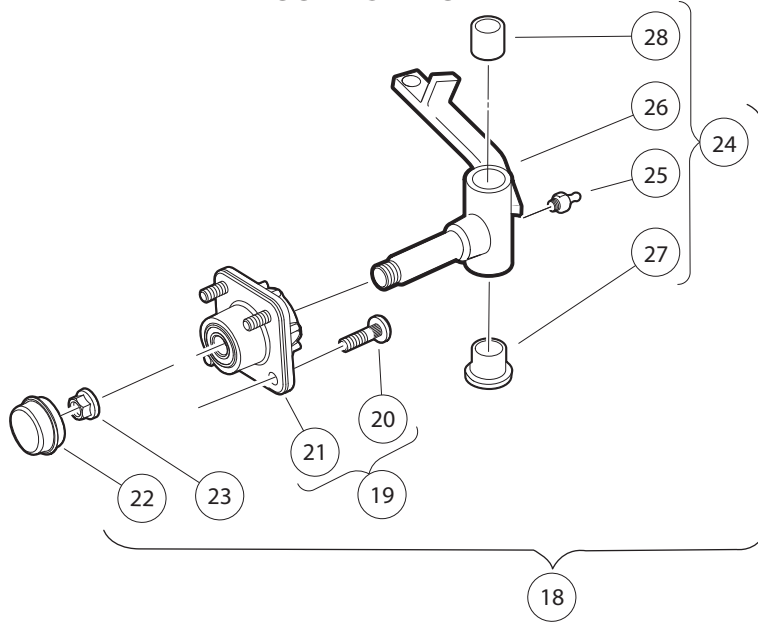
STEERING WHEEL – XRT850

ITEM	PART NO.	DESCRIPTION	QTY
		1 2 3 4	
1	<u>1017273</u>	Nut, 5/8-18 Nylon Insert Jam	1
2	102537802	Steer Wheel, Comf/grip, Spline	1
3	<u>102540802</u>	Center, Plate, Steering Wheel (includes items 4 through 8)	1
4	<u>1011697</u>	Washer, 5/16 Flat	6
5	<u>1016967</u>	Blind Rivet, Push Type	2
6	<u>102296020</u>	Screw, Torx Pan Hd Pt, M6 X 20	4
7	N/A	Scorecard Plate, Comfort Grip	1
8	N/A	Scorecard Back Plate	1
9	<u>103405501</u>	Shroud, Steering Column Spline	1

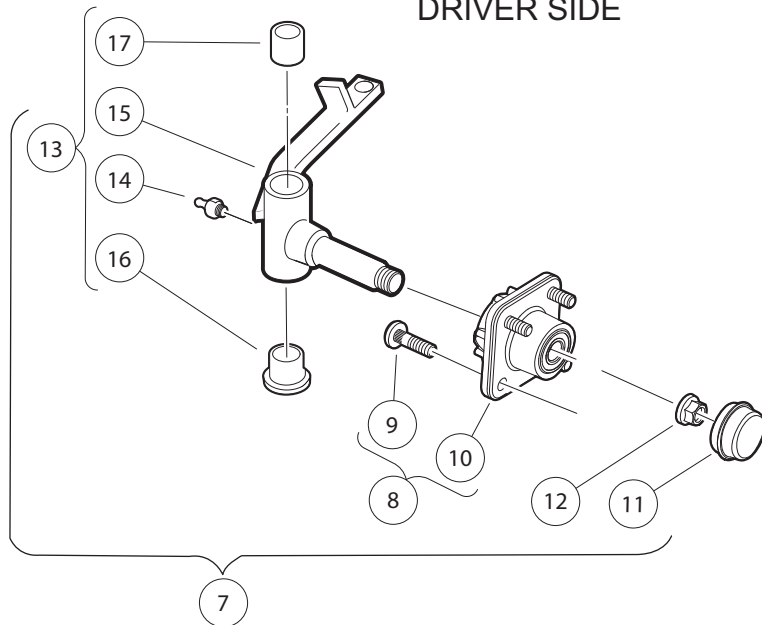
6
G
E

6
G
E

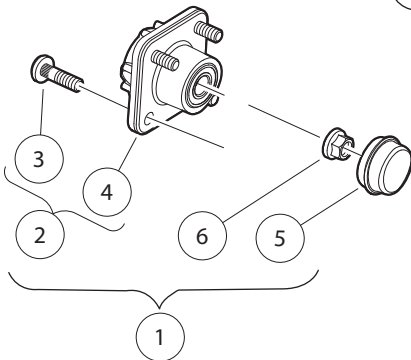
PASSENGER SIDE



DRIVER SIDE



REPLACEMENT HUB
FOR DRIVER OR
PASSENGER SIDE



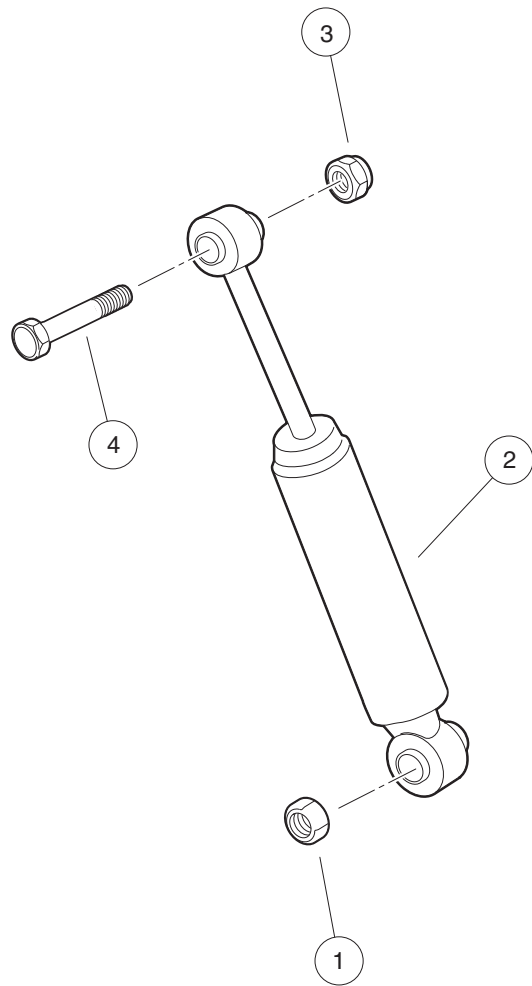
000301-005

FRONT SPINDLES AND HUBS – CA232 AND XRT800/810/850

ITEM	PART NO.	DESCRIPTION	QTY
		1 2 3 4	
1	<u>102357701</u>	Replacement Kit, Front Hub (includes items 2 through 6)	1
2	N/A	Front Hub Assembly, Ball Bearing (includes items 3 and 4)	1
3	<u>102353401</u>	Lug Stud, 1/2-20 UNF, 4037 Stl	4
4	N/A	Hub, Front	1
5	<u>102353201</u>	Cap, Front Hub	1
6	<u>102353301</u>	Hex Nut, Locking Flange, M14x2	1
7	N/A	Asm, Hub And Spindle, Left-Hand Ext (includes items 8 through 13)	1
8	N/A	Front Hub Assembly, Ball Bearing (includes items 9 and 10)	1
9	<u>102353401</u>	Lug Stud, 1/2-20 UNF, 4037 Stl	4
10	N/A	Hub, Front	1
11	<u>102353201</u>	Cap, Front Hub	1
12	<u>102353301</u>	Hex Nut, Locking Flange, M14x2	1
13	<u>102354204</u>	Asm, Spindle, LH, Ext (includes items 14 through 17)	1
14	<u>1015597</u>	Fitting, 1/4-28 Thread-Forming Grease	1
15	N/A	Subasm, Spindle, LH, Ext	1
16	<u>7048</u>	Bushing, Flanged Bronze	1
17	<u>8067</u>	Bushing, Bronze Spindle	1
18	N/A	Asm, Hub And Spindle, Right-Hand Ext (includes items 19 through 24)	1
19	N/A	Front Hub Assembly, Ball Bearing (includes items 20 and 21)	1
20	<u>102353401</u>	Lug Stud, 1/2-20 UNF, 4037 Stl	4
21	N/A	Hub, Front	1
22	<u>102353201</u>	Cap, Front Hub	1
23	<u>102353301</u>	Hex Nut, Locking Flange, M14x2	1
24	<u>102354104</u>	Asm, Spindle, RH, Ext (includes items 25 through 28)	1
25	<u>1015597</u>	Fitting, 1/4-28 Thread-Forming Grease	1
26	N/A	Subasm, Spindle, RH, Ext	1
27	<u>7048</u>	Bushing, Flanged Bronze	1
28	<u>8067</u>	Bushing, Bronze Spindle	1

6
G
E

6
G
E



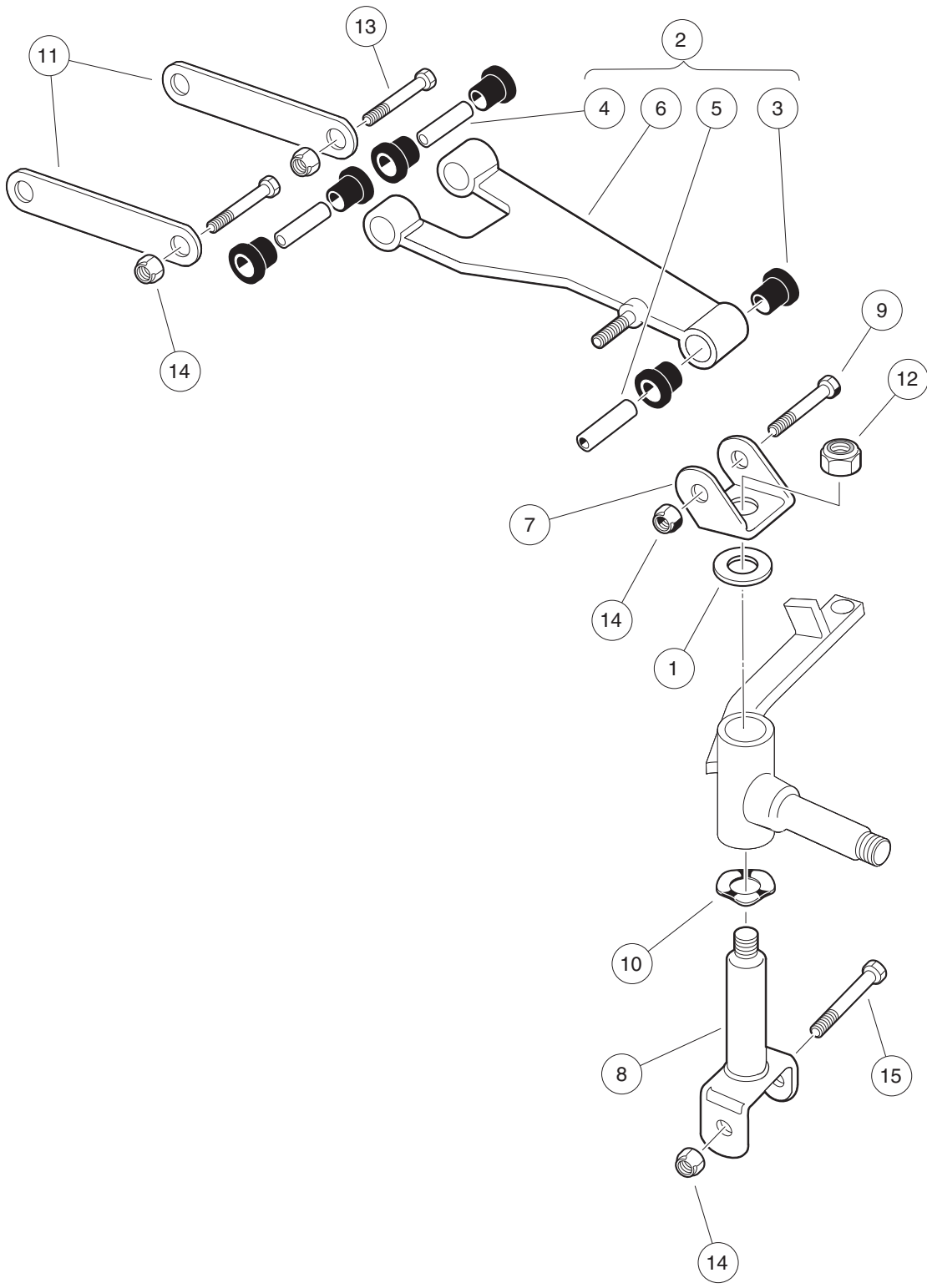
001304-001

FRONT SUSPENSION – SHOCK ABSORBERS

ITEM	PART NO.	DESCRIPTION	QTY
		1 2 3 4	
1	<u>1010138</u>	Locknut, 3/8-16 Dimpled	2
2	<u>103351001</u>	Shock Absorber, Front, Common	2
3	<u>8754</u>	Locknut, 3/8-16 Hex	2
4	<u>8861</u>	Bolt, 3/8-16 X 1.75 Hex	2

6
G
E

6
G
E



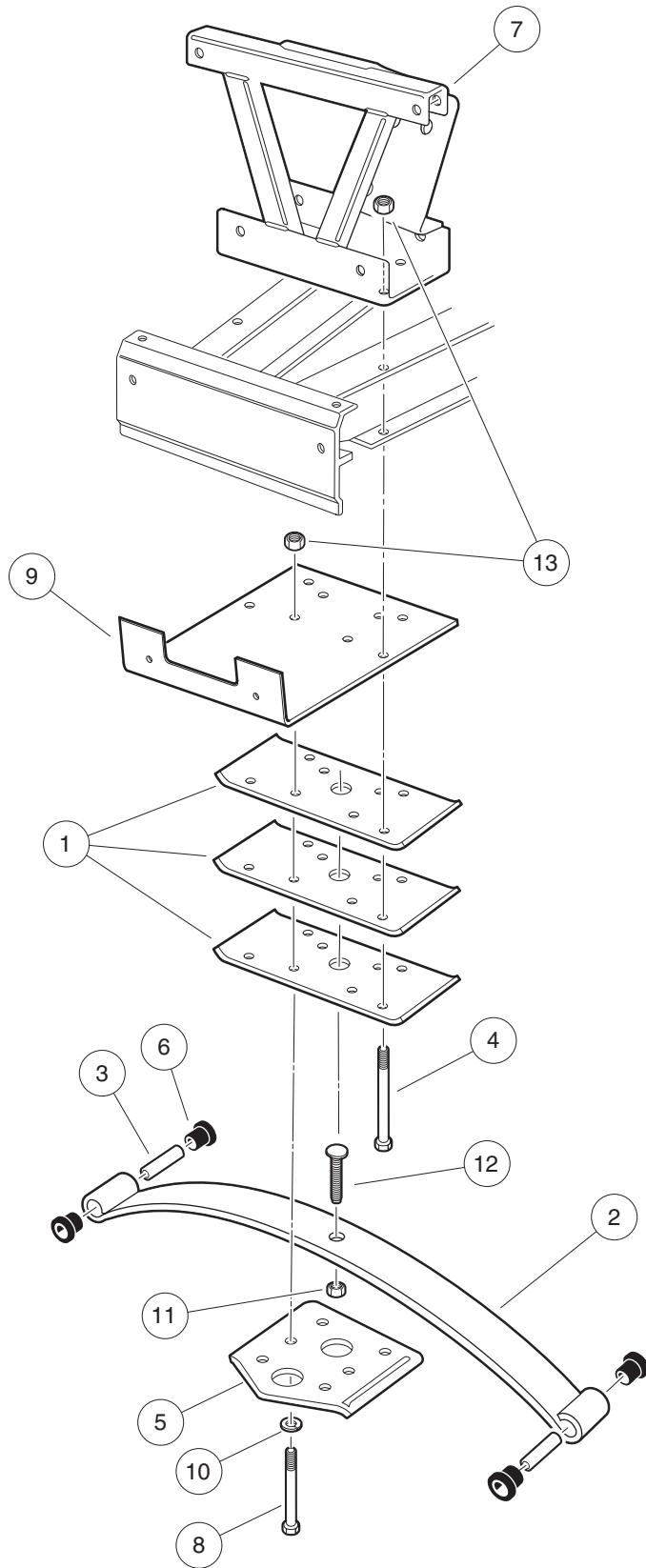
001305-001

FRONT SUSPENSION, UPPER CONTROL ARMS & KINGPINS

ITEM	PART NO.	DESCRIPTION	QTY
		1 2 3 4	
1	<u>1010150</u>	Bearing, Thrust	2
2	<u>1016353</u>	Sub-Assembly, Delta A-Plate (includes items 3 through 6)	2
3	<u>1016346</u>	Bushing, Urethane	6
4	<u>1016349</u>	Sleeve, Delta Inner	2
5	<u>1016350</u>	Sleeve, Delta Outer	1
6	<u>1016351</u>	Delta A-Plate	1
7	<u>1016384</u>	Clevis, Delta Upper	2
8	<u>1016386</u>	King Pin Assembly	2
9	<u>1016387</u>	Screw, 3/8-16 X 2.75 Hx Hd Cap	2
10	<u>1016389</u>	Washer, 1.125 Od Wave	2
11	<u>1017266</u>	A-Plate Strap	2
12	<u>101903101</u>	Locknut, 1/2-20 Nylon Insert	2
13	<u>2402</u>	Screw, 3/8-16 X 2.25 Hx Hd Cap	4
14	<u>8754</u>	Locknut, 3/8-16 Hex	8
15	<u>8755</u>	Screw, 3/8-16 X 3.375 Hex Cap	2

6
G
E

6
G
E



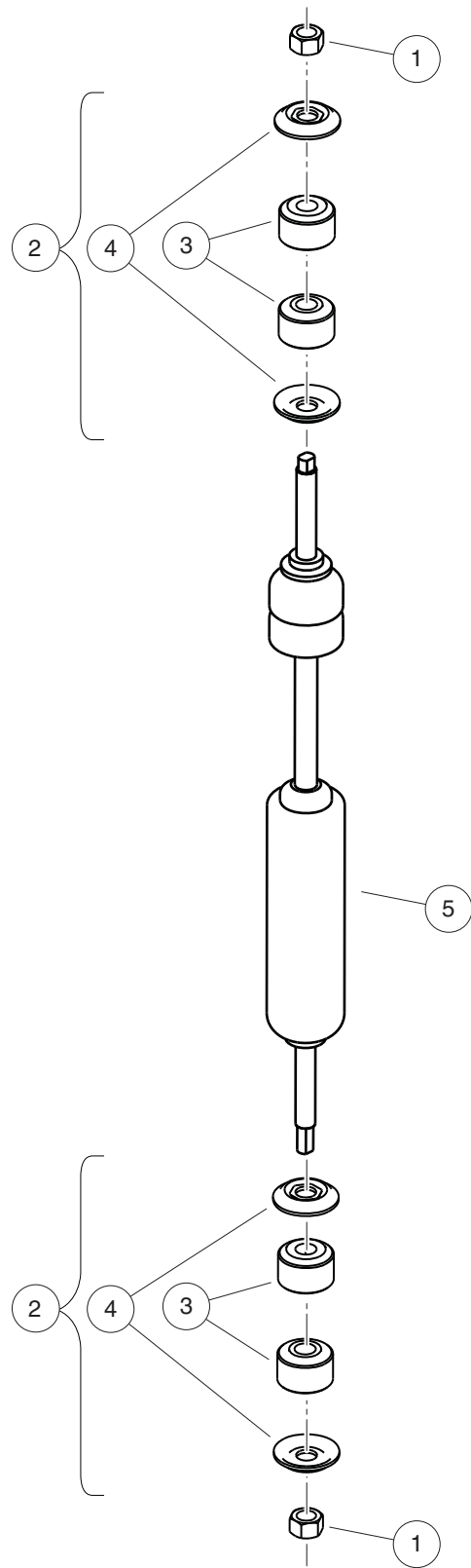
001306-001

FRONT SUSPENSION, SPRING AND MOUNTING PLATES – XRT850

ITEM	PART NO.	DESCRIPTION	QTY
		1 2 3 4	
1	<u>1010124</u>	Plate, Spring Mount	3
2	<u>1012030</u>	Spring, Front Leaf	1
3	<u>1012303</u>	Bushing, Steel	2
4	<u>1013832</u>	Screw, 3/8-16 X 5.00 Hex-Head Cap	4
5	<u>1014276</u>	Plate, Front Spring Retainer	1
6	<u>1015583</u>	Bushing, Urethane	4
7	<u>1016385</u>	Delta Shock and Gear Support Assembly	1
8	<u>1016387</u>	Screw, 3/8-16 X 2.75 Hx Hd Cap	4
9	<u>102830401</u>	Support, Brush Guard	1
10	<u>357</u>	Lockwasher, 3/8 Split	4
11	<u>706</u>	Nut, Hex 3/8-16	1
12	<u>8745</u>	Screw, Eccentric Adjustment	1
13	<u>8754</u>	Locknut, 3/8-16 Hex	8

6
G
E

6
G
E



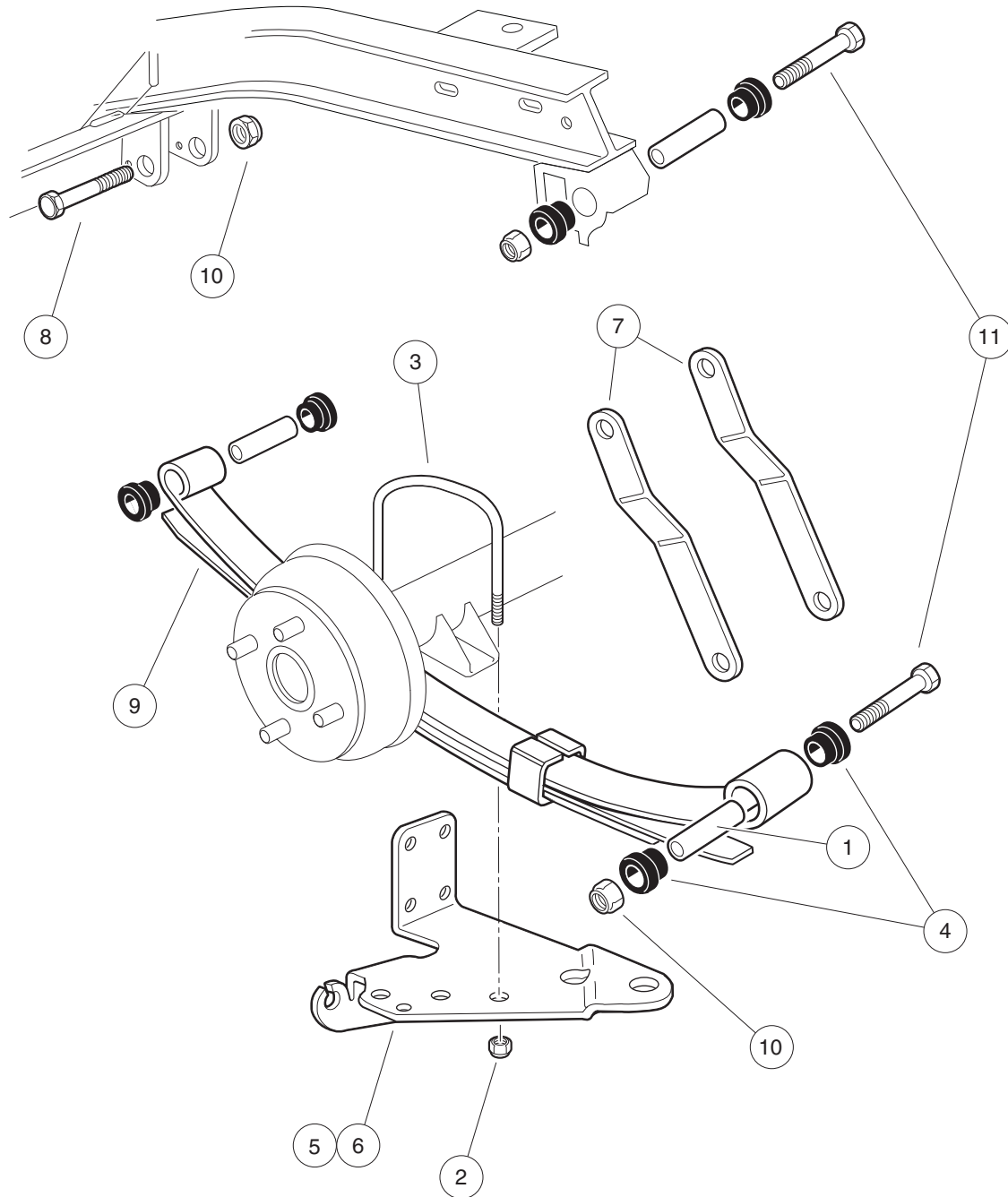
000837-002

REAR SUSPENSION – SHOCK ABSORBERS

ITEM	PART NO.	DESCRIPTION	QTY
		1 2 3 4	
1	<u>1010145</u>	Nut, 3/8-24 Hex	4
2	<u>1011415</u>	Kit, Shock Absorber Cushion (includes items 3 and 4)	4
3	N/A	Cushion, Shock Absorber	2
4	N/A	Retainer, Shock Absorber Cushion	2
5	<u>103351101</u>	Shock, Absorber, Utility	2

6
G
E

6
G
E



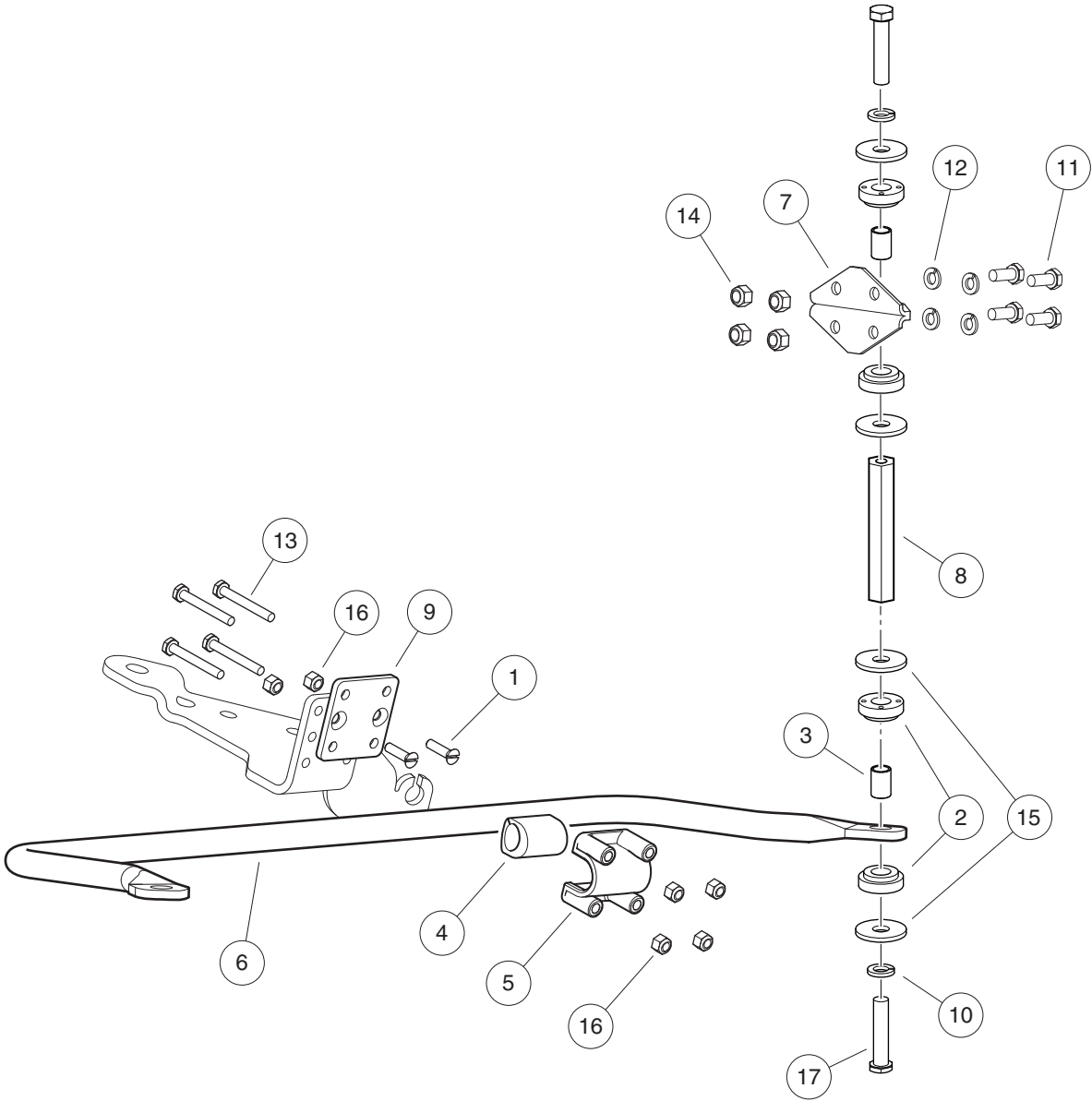
001308-001

REAR SUSPENSION, SPRINGS AND HARDWARE

ITEM	PART NO.	DESCRIPTION	QTY
		1 2 3 4	
1	<u>1012303</u>	Bushing, Steel	6
2	<u>1014555</u>	Locknut, 7/16-14 Nylon Hex	4
3	<u>1014902</u>	U-Bolt	2
4	<u>1015583</u>	Bushing, Urethane	12
5	<u>101926501</u>	Bracket, Left-Hand	1
6	<u>101929401</u>	Bracket, Right	1
7	<u>102004201</u>	Rear Spring Shackle	4
8	<u>102066201</u>	Screw, 3/8-16 X 3.50 Hex Cap	2
9	<u>102871801</u>	Spring, Multi Leaf	2
10	<u>8754</u>	Locknut, 3/8-16 Hex	6
11	<u>8755</u>	Screw, 3/8-16 X 3.375 Hex Cap	4

6
G
E

6
G
E



001307-001

STABILIZER BAR – XRT 850

ITEM	PART NO.	DESCRIPTION	QTY
		1 2 3 4	
1	<u>1011857</u>	Screw, 1/4-20 X 1.0 SI Flt Cs	4
2	<u>1015453</u>	Compression Mount	8
3	<u>1015457</u>	Spacer, 0.720"	4
4	<u>1015613</u>	Bushing, Stabilizer Bar	2
5	<u>1015614</u>	Support, Bushing	2
6	<u>1015760</u>	Stabilizer Bar	1
7	<u>1016813</u>	Mounting Bracket, Stabilizer Bar	2
8	<u>1016814</u>	Link, Stabilizer Bar	2
9	<u>103364801</u>	Bracket, Sway Bar , Lift	2
10	<u>357</u>	Lockwasher, 3/8 Split	4
11	<u>7173</u>	Screw, 5/16-18 X 0.75, Hex-Head Cap	8
12	<u>7174</u>	Lockwasher, 5/16 Split	8
13	<u>7311</u>	Screw, 1/4-20 X 2.00 Hex-Head Cap	8
14	<u>7473</u>	Locknut, 5/16-18 Nylon Insert	8
15	<u>808</u>	Washer, 3/8 Type B Flat	8
16	<u>8233</u>	Locknut, 1/4-20, Nylon Insert	12
17	<u>8861</u>	Bolt, 3/8-16 X 1.75 Hex	4

6
G
E

6

G

E

ELECTRICAL SYSTEM – GASOLINE VEHICLE

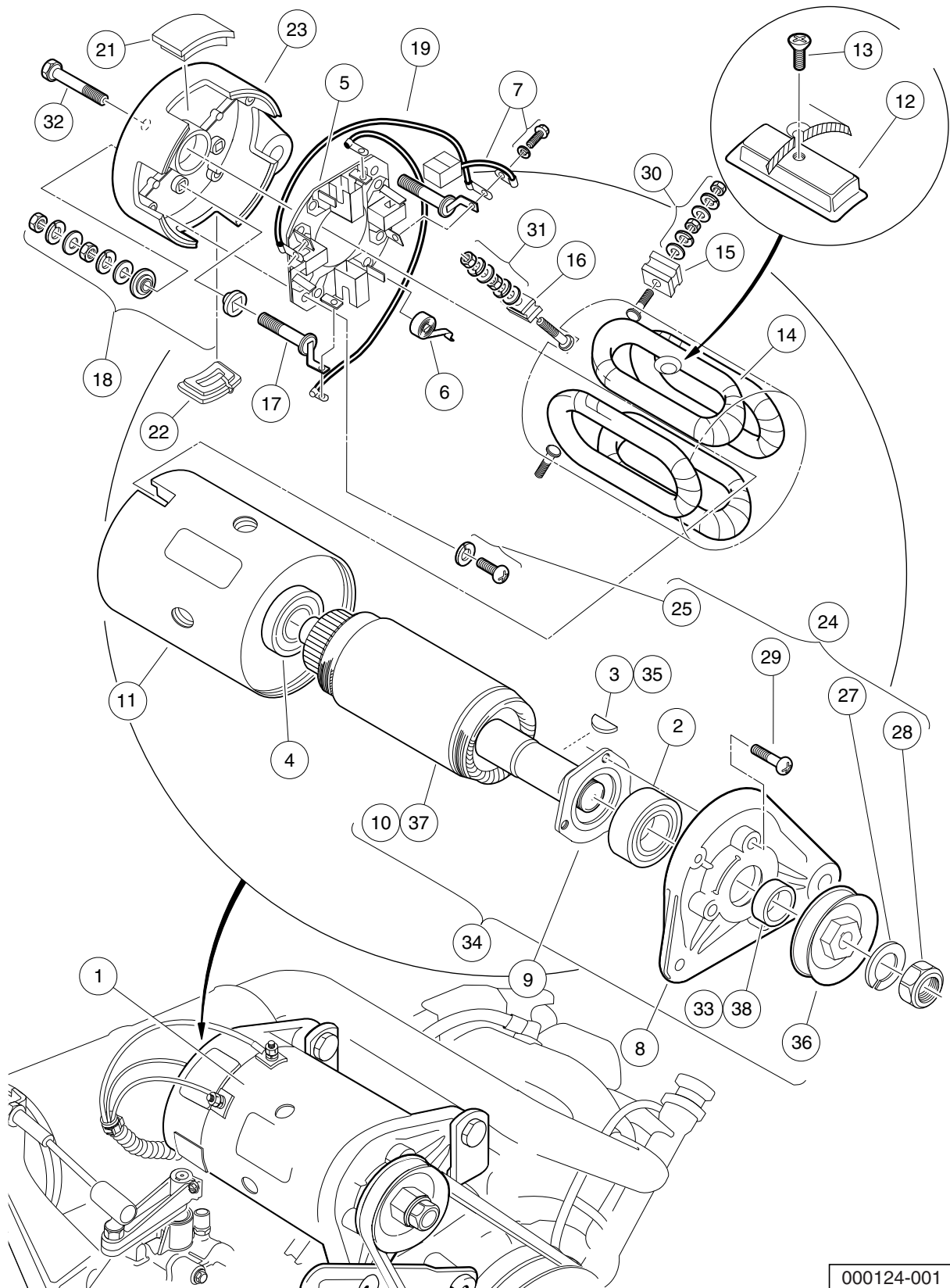
7

G

WIRING – TURF/CARRYALL 1 AND XRT850 GAS

ITEM	PART NO.	DESCRIPTION	QTY
		1 2 3 4	
1	<u>1012382</u>	Wire Assy, #6 Black	1
2	<u>1012396</u>	Wire Assy #18 Black	1
3	<u>1014119</u>	Wire Assembly #6 Red	1
4	<u>1015332</u>	Wire, Ground, #10, Uninsulated	1
5	<u>1015737</u>	Wire Assy, #10 Red	1
6	<u>1016401</u>	Wire Assy, #16 Orange	1
7	<u>101837301</u>	Wire Assy, #6 Green	1
8	<u>103197001</u>	Asm, Wire Harness, CA 1, Gas	1
9	<u>103348501</u>	Asm, Wire Meter, F-h Jumper	1

7
G



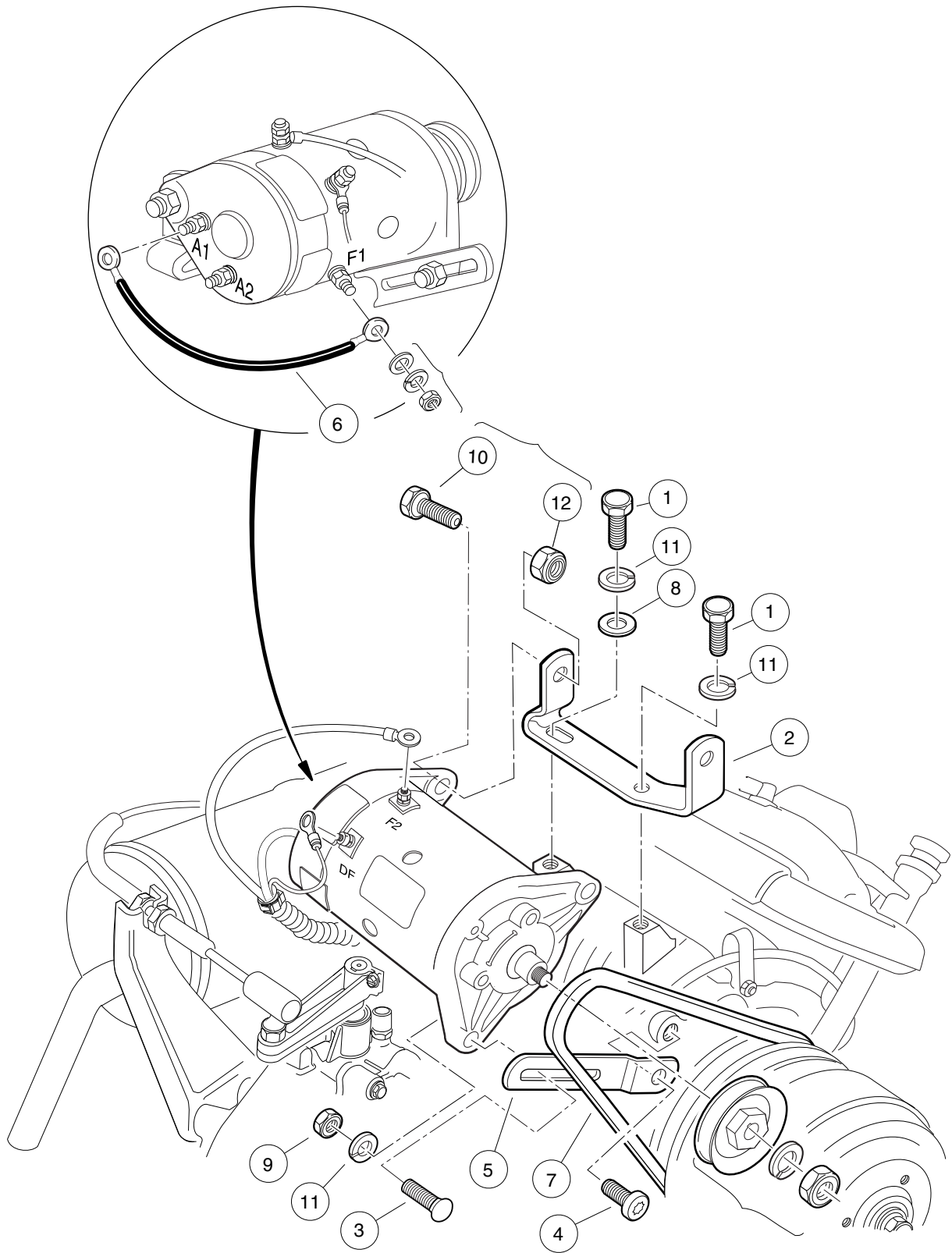
000124-001

STARTER/GENERATOR ASSEMBLY MODEL G425419 – GASOLINE VEHICLES

ITEM	PART NO.	DESCRIPTION	QTY
		1 2 3 4	
1	<u>101833701</u>	Starter/Generator (cw) (includes items 2 through 33)	1
2	<u>1013001</u>	Bearing, Output Shaft Ball	1
3	<u>1013003</u>	Key, Starter/Generator	1
4	<u>1013005</u>	Bearing, Ball	1
5	<u>101301102</u>	Brush Holder Assembly (cw) (includes item 6)	1
6	<u>101878101</u>	Brush Spring Set	4
7	<u>101869302</u>	Brush and Screw Set (cw)	1
8	<u>101874901</u>	Front Bracket	1
9	<u>101875001</u>	Retainer	1
10	<u>101875101</u>	Armature	1
11	<u>101875201</u>	Field Coil Housing	1
12	<u>101875301</u>	Pole Set	1
13	<u>101875401</u>	Screw Set	1
14	<u>101875501</u>	Field Stator Coil Assembly	1
15	<u>101875601</u>	F Insulator Set	2
16	<u>101875701</u>	DF Insulator	1
17	<u>101875802</u>	A Connector (cw)	1
18	<u>101876001</u>	Screw and Mold Assembly	2
19	<u>101876202</u>	Brush Connector Assembly (cw)	2
20	<u>101876301</u>	Cover Set (includes items 21 and 22)	1
21	N/A	Brush Inspection Port Cover	3
22	<u>1017653</u>	Brush Port Cover w/Drain	1
23	<u>101876402</u>	End Bell, Commutator, Rear Bracket (cw)	1
24	<u>101876501</u>	Nut and Screw Set (includes items 25 through 29)	1
25	<u>101896501</u>	Brush Holder Asm Screw	2
26	N/A	Washer, M5 Flat	1
27	N/A	Washer, M14 Lock	1
28	N/A	Nut, Hex, M14 x 2	1
29	N/A	Screw, M5 x 0.8 x 18mm	3
30	<u>101877601</u>	Nut and Washer Set	2
31	<u>101877701</u>	Nut and Washer Set	1
32	<u>101879001</u>	Through Bolt Set	2
33	<u>101939901</u>	Spacer	1
34	<u>101875102</u>	Armature Asm Conversion Kit (includes items 35 through 38)	1
35	<u>1013003</u>	Key, Starter/Generator	1
36	<u>1014289</u>	Pulley, Starter/Generator	1
37	<u>101875101</u>	Armature	1
38	<u>101939901</u>	Spacer	1
		Note: Item 36 will ONLY fit Model G425419 Starter/Generator.	

7
G

7
G



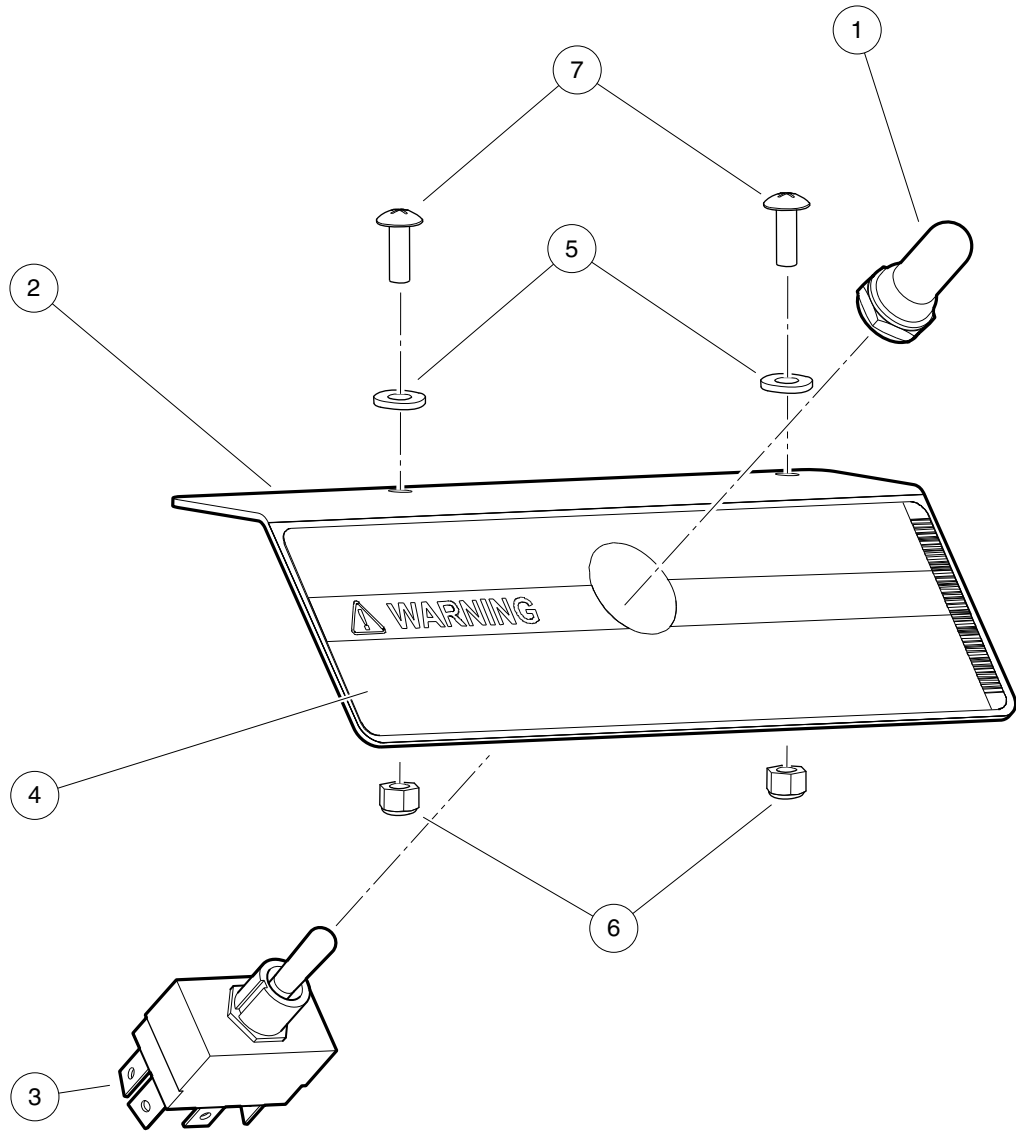
000239-001

STARTER/GENERATOR MOUNTING – FE350

ITEM	PART NO.	DESCRIPTION	QTY
		1 2 3 4	
1	<u>1012830</u>	Screw, M8-125 X 22 Hex-Head	2
2	<u>101524002</u>	Bracket, Starter/Generator Mounting	1
3	<u>1015932</u>	Bolt, Carriage, 5/16-18	1
4	<u>1016074</u>	Screw, M8-1.25 X 18mm Torx	1
5	<u>1016883</u>	Bracket, Starter/Generator Adjustment	1
6	<u>101837301</u>	Wire Assy, #6 Green	1
7	<u>101916701</u>	V-Belt	1
8	<u>1241</u>	Washer, 5/16 Type A Flat	1
9	<u>1242</u>	Nut, 5/16-18 Hex	1
10	705	Screw, Cap-hex Hd 3/8-16x1.25	2
11	<u>7174</u>	Lockwasher, 5/16 Split	3
12	<u>8754</u>	Locknut, 3/8-16 Hex	2

7
G

7
G



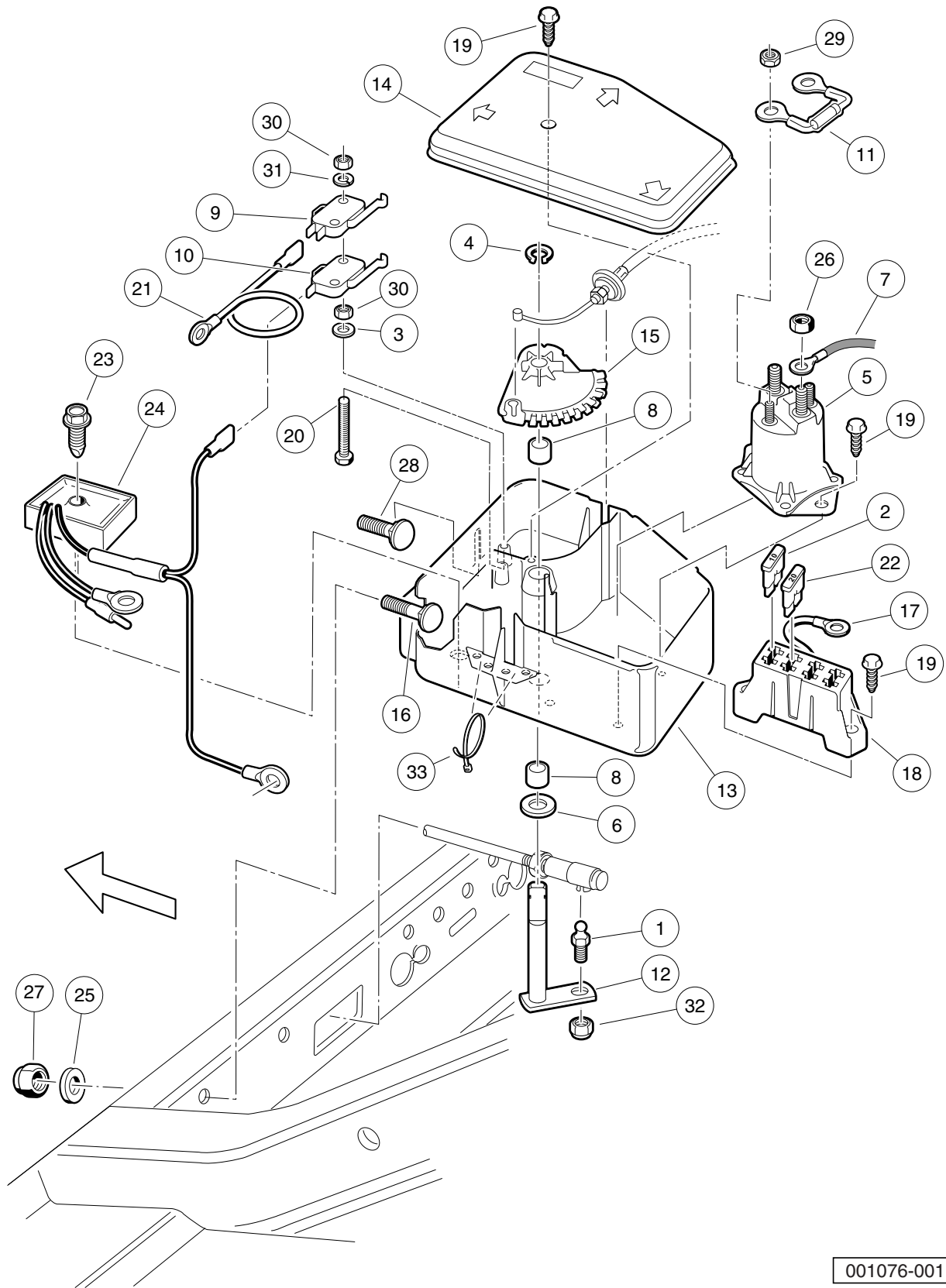
000755-003

OPERATION AND MAINTENANCE SWITCH

ITEM	PART NO.	DESCRIPTION	QTY
		1 2 3 4	
1	<u>101908401</u>	Boot, Switch	1
2	<u>101922501</u>	Bracket, Tow/Run Switch Mounting	1
3	<u>103198401</u>	Switch, Toggle, SPDT	1
4	<u>103205501</u>	Decal, Maintenance/Operate Switch	1
5	<u>332</u>	Washer, 1/4 Type A Narrow Flat	2
6	<u>8233</u>	Locknut, 1/4-20, Nylon Insert	2
7	<u>8248</u>	Screw, 1/4-20 X 0.75, Truss-Head Machine	2

7
G

7
G

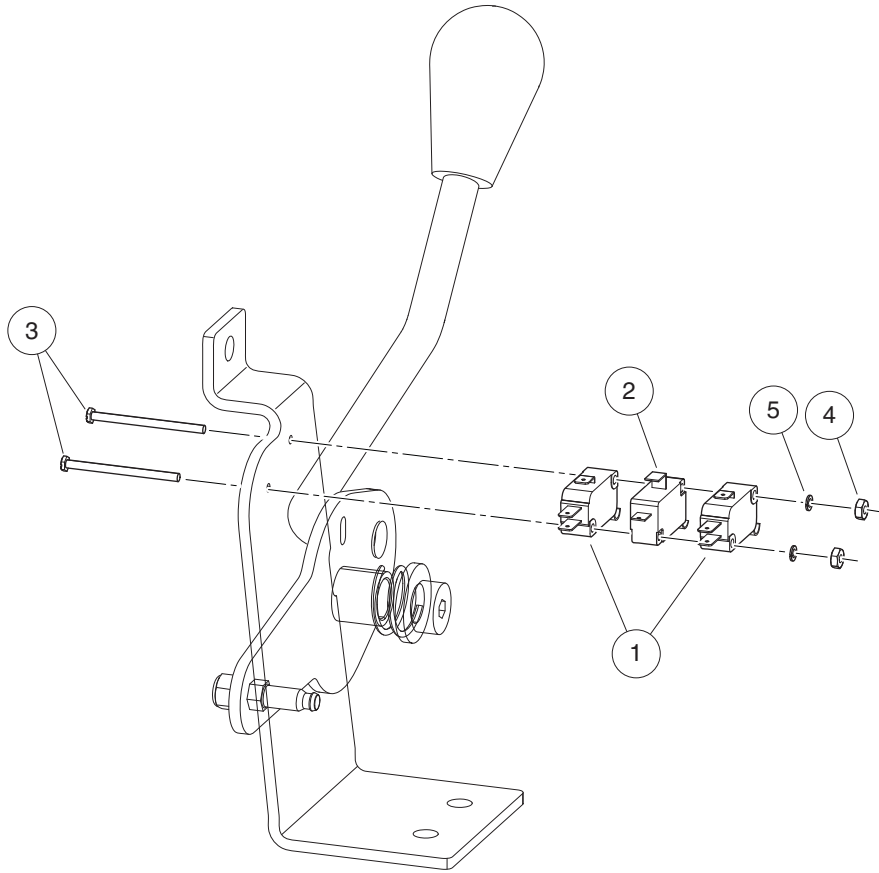


001076-001

ELECTRICAL COMPONENT BOX – TURF/CA 1, 2, 252, AND XRT850

ITEM	PART NO.	DESCRIPTION	QTY
		1 2 3 4	
1	<u>1010954</u>	Stud, Ball, 1/4-28 X 0.560	1
2	<u>1012295</u>	Fuse, 10-Amp	1
3	<u>1012431</u>	Washer, #4 Flat	2
4	<u>1013589</u>	Ring, Retaining, 0.338" Internal	1
5	<u>1013609</u>	Solenoid, 12-Volt	1
6	<u>1014065</u>	Washer, Flat, 0.38" ID, Delrin	1
7	<u>1014119</u>	Wire Assembly #6 Red	1
8	<u>1014145</u>	Bushing, Secondary Weight, Split	2
9	<u>1014807</u>	Switch, Limit	1
10	<u>1014808</u>	Switch, Limit	1
11	<u>1014948</u>	Diode	1
12	<u>1015345</u>	Bell Crank and Shaft Assembly	1
13	<u>1015371</u>	Box, Electrical Component	1
14	<u>1015372</u>	Cover, Electric Box	1
15	<u>1015373</u>	Cam, Electric Box	1
16	<u>1015405</u>	Bolt, Carriage, 5/16-18 X 2.0	1
17	<u>1015737</u>	Wire Assy, #10 Red	1
18	<u>1015741</u>	Fuse Block	1
19	<u>1015752</u>	Screw, #12-16 X 0.625, Hi-Lo	5
20	<u>1015878</u>	Screw, #4-40 Hex Head Machine	2
21	<u>1016401</u>	Wire Assy, #16 Orange	1
22	<u>1016423</u>	Fuse, 20-Amp	1
23	<u>101856102</u>	Screw, 1/4-15 X 1.50, Hi-lo, Hex	1
24	<u>102711201</u>	Voltage Regulator	1
25	<u>1241</u>	Washer, 5/16 Type A Flat	2
26	<u>1242</u>	Nut, 5/16-18 Hex	2
27	<u>7473</u>	Locknut, 5/16-18 Nylon Insert	2
28	<u>7818</u>	Bolt, Carriage, 5/16-18 X 1.5	1
29	<u>7893</u>	Nut, #10-32 Hex	2
30	<u>8057</u>	Nut, #4-40 Hex Machine	4
31	<u>8058</u>	Lockwasher, #4 Split	2
32	<u>8717</u>	Locknut, Nylon Insert, 1/4-28	1
33	<u>8990</u>	Tie Wrap, 8" Nylon	2

7
G



001080-001

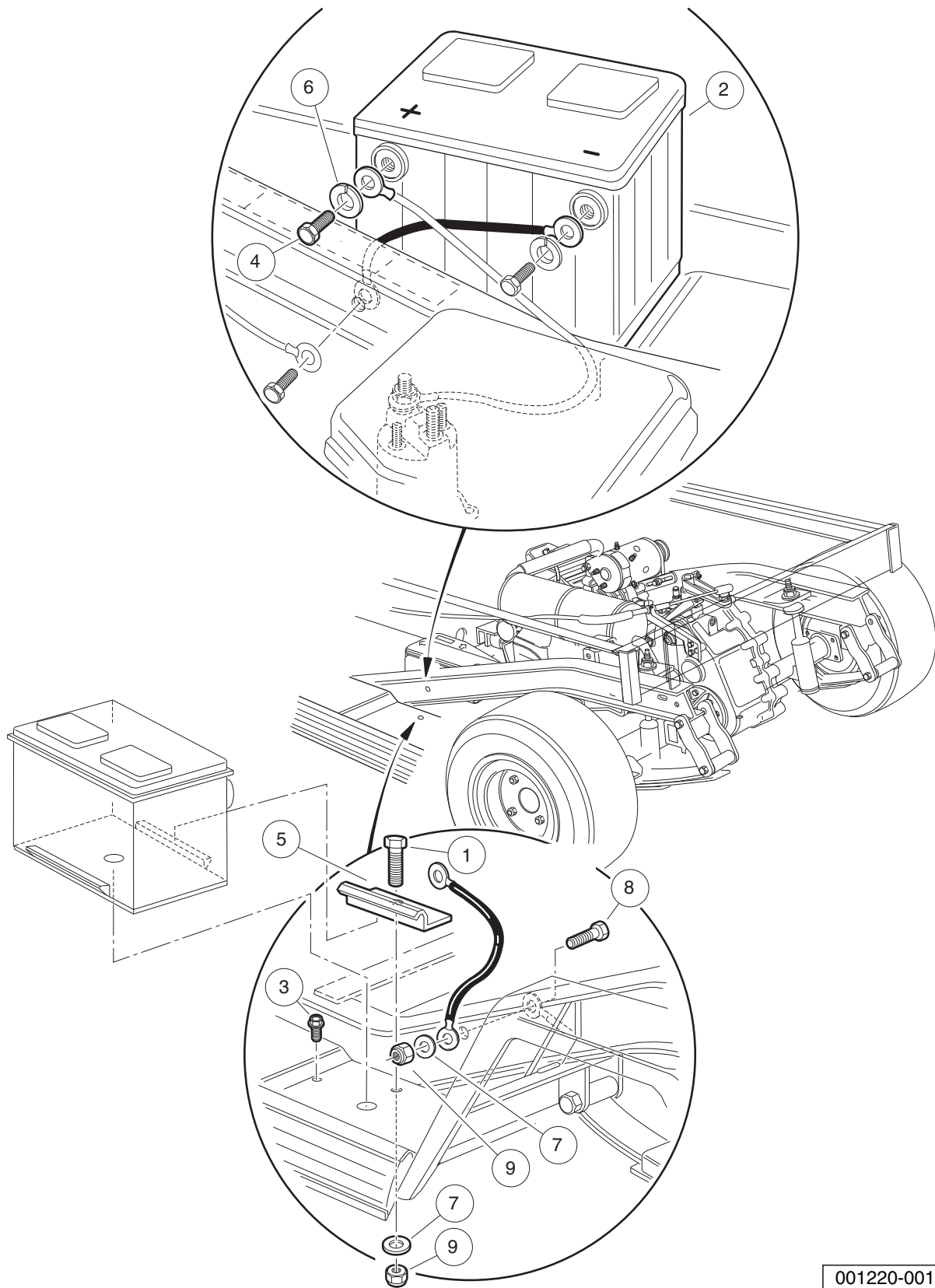
FORWARD/REVERSE SHIFTER SWITCHES – DASH MOUNTED SHIFTER

ITEM	PART NO.	DESCRIPTION	QTY
		1 2 3 4	
1	<u>1014807</u>	Switch, Limit	2
2	<u>1014808</u>	Switch, Limit	1
3	<u>1015878</u>	Screw, #4-40 Hex Head Machine	2
4	<u>8057</u>	Nut, #4-40 Hex Machine	2
5	<u>8058</u>	Lockwasher, #4 Split	2

7

G

7
G



001220-001

BATTERY – GASOLINE UTILITY VEHICLES

ITEM	PART NO.	DESCRIPTION	QTY
		1 2 3 4	
1	<u>1010934</u>	Screw, 5/16-18 X 1.00 Hex Cap	1
2	<u>1012328</u>	Battery, 12-Volt	1
3	<u>1014288</u>	Screw, 5/16-18 X 0.75, Thread-Forming	1
4	<u>1014375</u>	Screw, 3/8-16 X 0.50, Stainless Steel, Hex-Head	2
5	<u>101898001</u>	Clamp, Battery	1
6	<u>102355301</u>	Lockwasher, 3/8 Split Ss	2
7	<u>1241</u>	Washer, 5/16 Type A Flat	2
8	<u>7173</u>	Screw, 5/16-18 X 0.75, Hex-Head Cap	1
9	<u>7473</u>	Locknut, 5/16-18 Nylon Insert	2

7
G

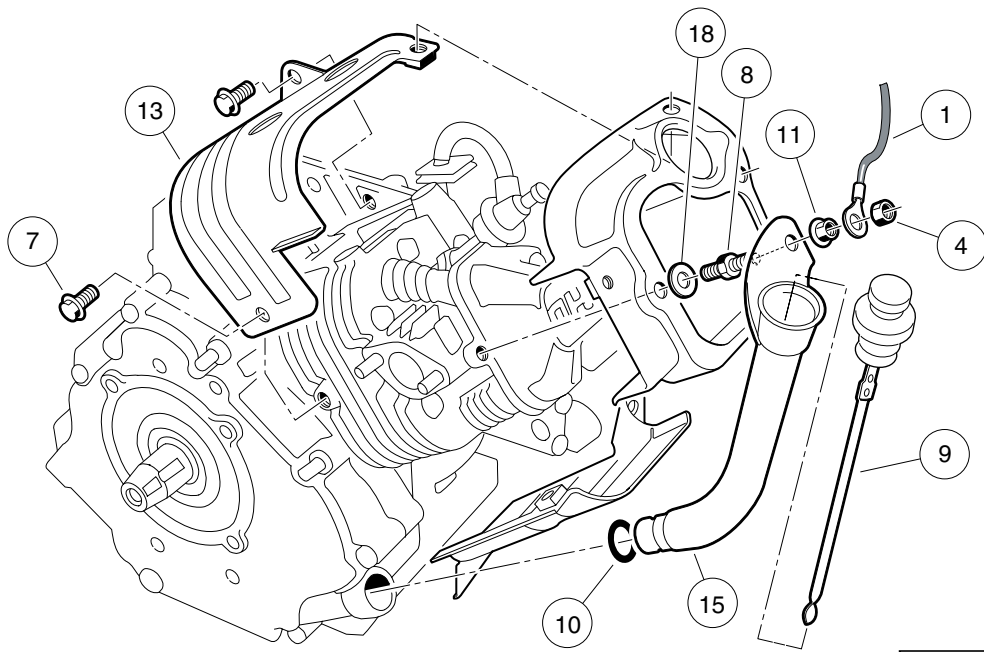
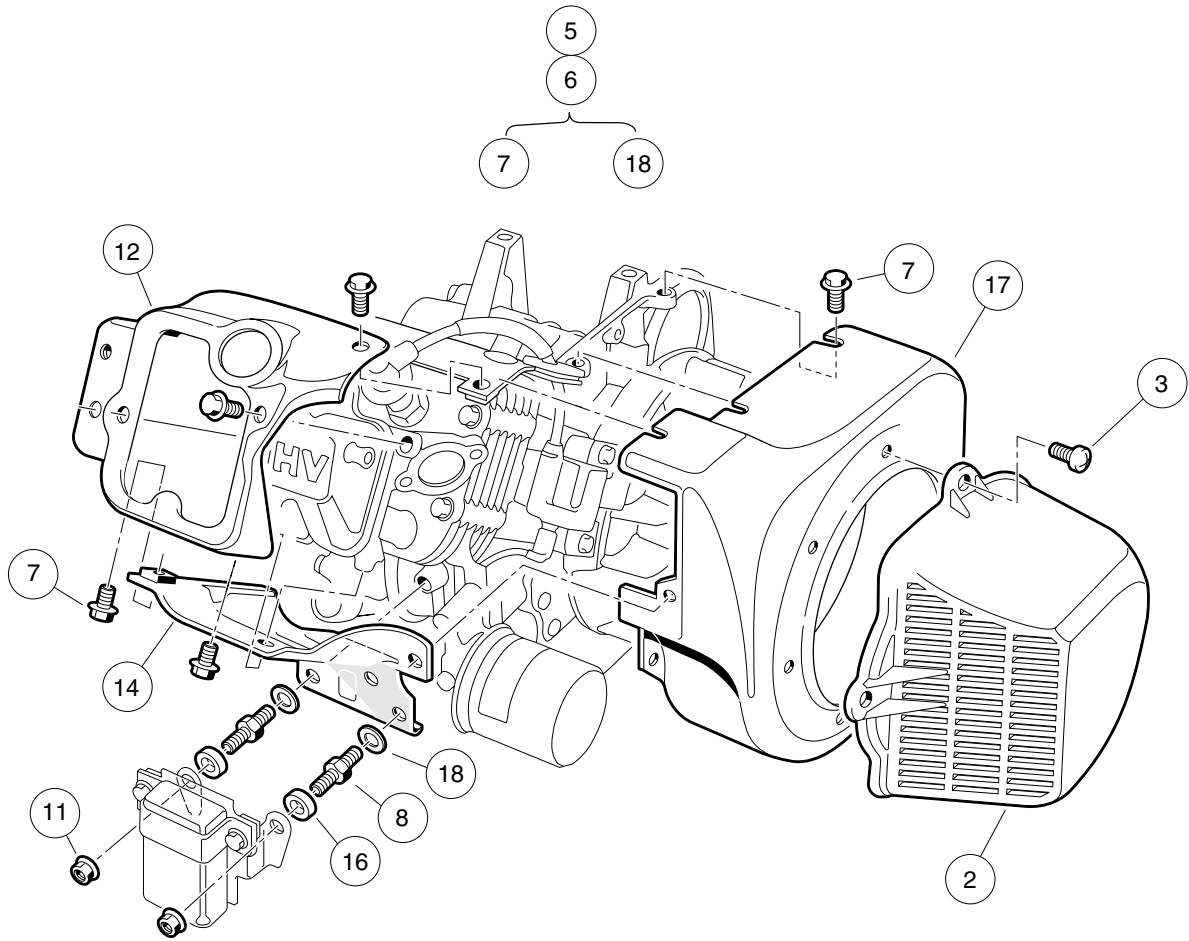
7

G

FE350 ENGINE WITH ACR

8

G

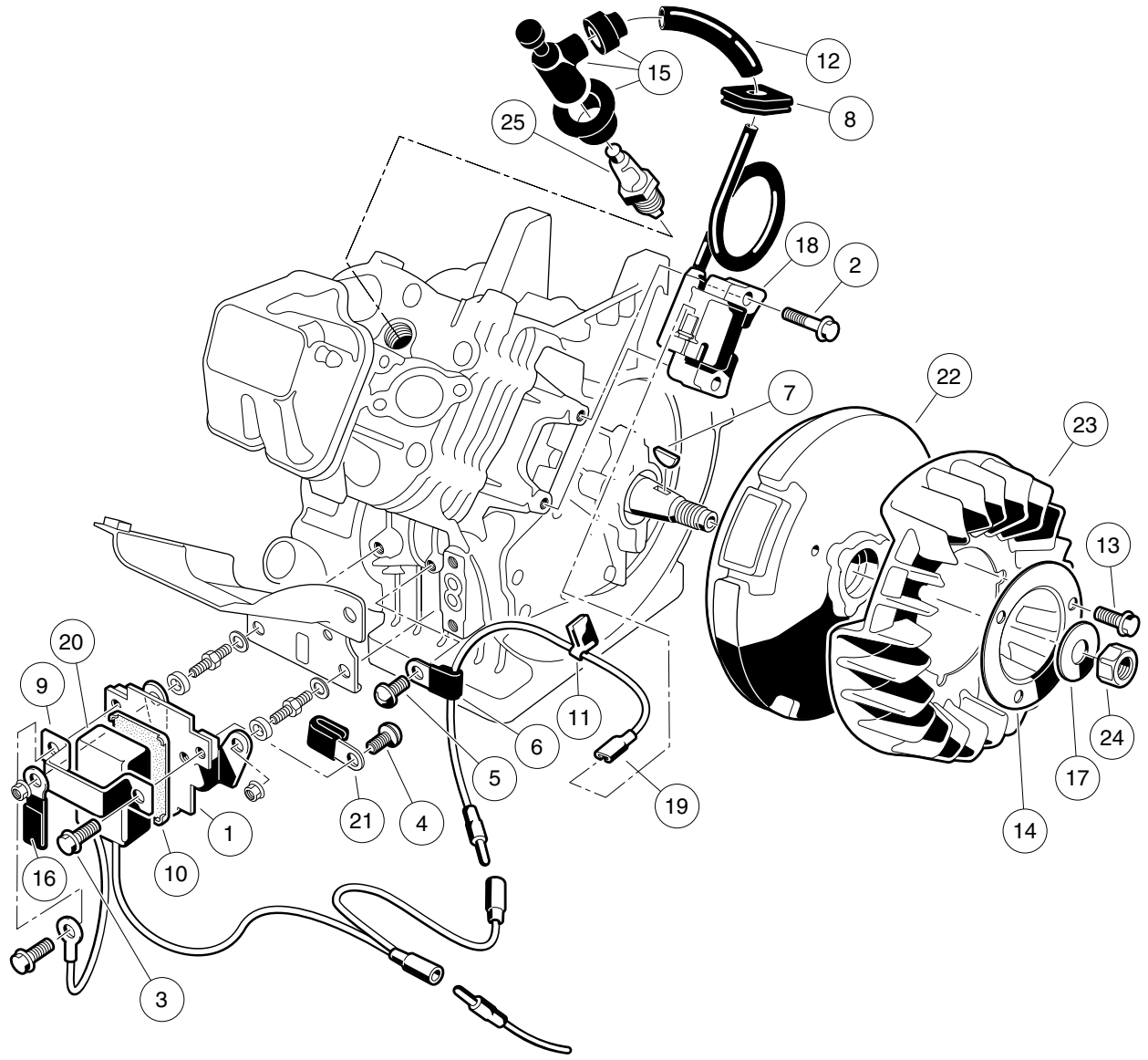


000201-003

FE350 ENGINE WITH ACR (AUTOMATIC COMPRESSION RELEASE) – SHROUDS AND BRACKETS

ITEM	PART NO.	DESCRIPTION	QTY
		1 2 3 4	
1	<u>1015332</u>	Wire, Ground, #10, Uninsulated	1
2	<u>1015649</u>	Shroud, Fan	1
3	<u>1015969</u>	Screw, M6-1.00 X 10mm, Pan Hd	4
4	<u>101887601</u>	Locknut, M6-1.00 Nylon Insert	1
5	<u>101953801</u>	Engine, FE350 with ACR	1
6	101953803	Engine, FE350, California-Only, with ACR (includes items 7 through 18)	1
7	1016456	Bolt, Flange Head, M6 x 1 x 12 mm	14
8	<u>1016507</u>	Bolt, Two-Ended	3
9	1016531	Dipstick	1
10	<u>1016539</u>	O-Ring	1
11	1016547	Nut, Flanged, M6 X 1.00	3
12	<u>1017474</u>	Shroud, Engine	1
13	<u>1017475</u>	Shroud, Engine	1
14	<u>1017476</u>	Shroud, Engine	1
15	<u>1017486</u>	Tube, Oil Filler	1
16	<u>1017500</u>	Spacer 6.50 X 12 X 5.5	2
17	<u>101916101</u>	Housing, FE350 Fan	1
18	N/A	Washer, 6mm Flat	3

8
G



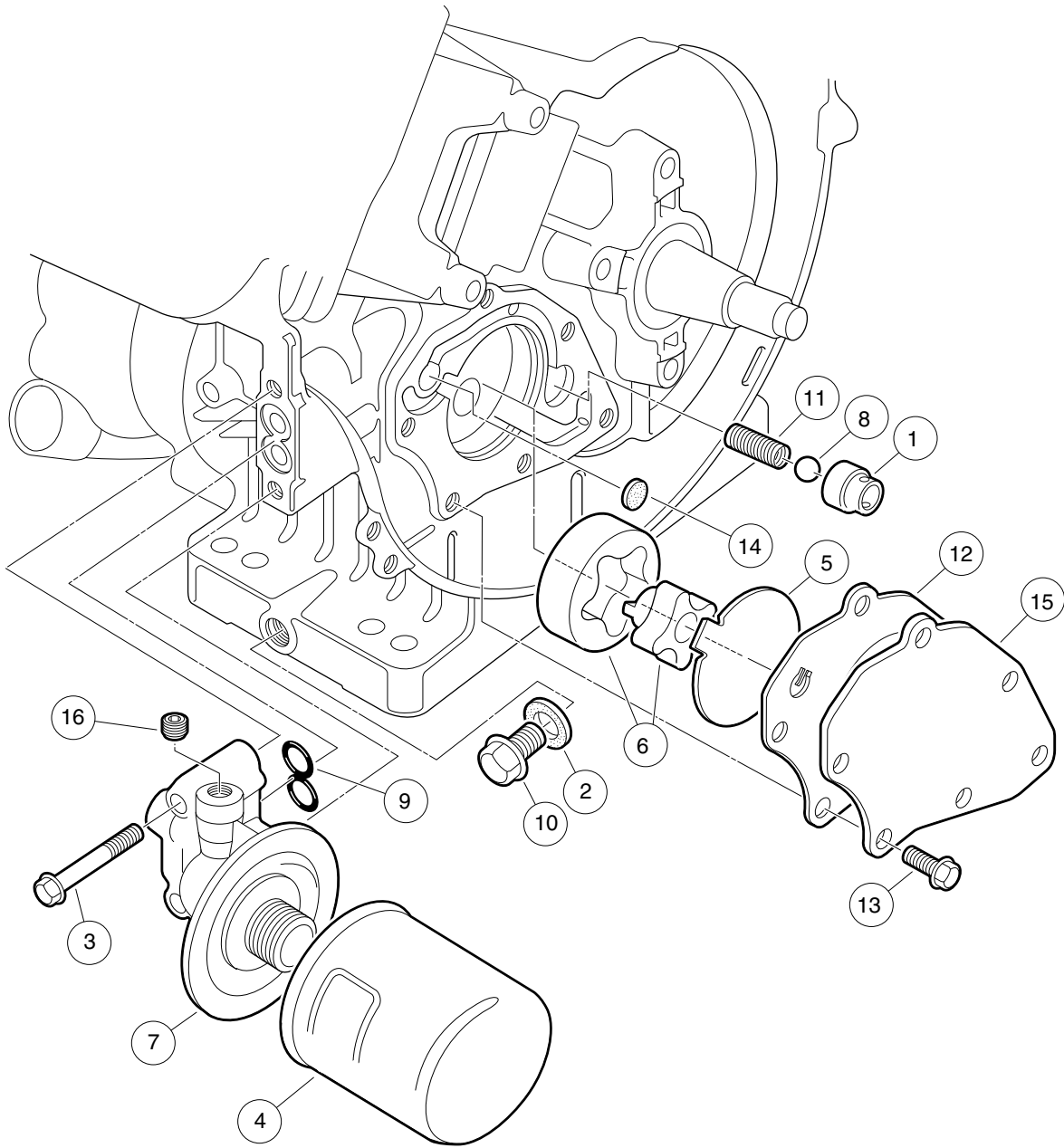
000202-003

FE350 ENGINE – IGNITION COMPONENTS AND FLYWHEEL

ITEM	PART NO.	DESCRIPTION	QTY
		1 2 3 4	
1	1016445	Bracket, RPM Limiter	1
2	<u>1016455</u>	Bolt, Flange Head	2
3	1016456	Bolt, Flange Head, M6 x 1 x 12 mm	2
4	<u>1016497</u>	Screw, Pan WP Cross	1
5	<u>1016544</u>	Screw	1
6	<u>1016561</u>	Clamp	1
7	<u>1016562</u>	Key	1
8	<u>1016578</u>	Grommet, Ignition	1
9	<u>1016579</u>	Band, RPM Limiter Mount	1
10	1016586	Damper, RPM Limiter	1
11	<u>1016587</u>	Clamp	1
12	<u>1016588</u>	Tube, 7mm X 10mm X 70mm	1
13	<u>1017448</u>	Bolt, Flanged	3
14	<u>1017455</u>	Plate, Flywheel Fan	1
15	<u>1017463</u>	Cap Asm, Plug	1
16	<u>1017468</u>	Clamp	1
17	<u>1017490</u>	Washer, Flat	1
18	<u>101909201</u>	Coil, Ignition	1
19	<u>101909301</u>	Lead Wire Assy	1
20	101909401	Limiter, RPM	1
21	101909501	Clamp, Steel	1
22	<u>101916201</u>	Flywheel	1
23	<u>101916301</u>	Fan (cw)	1
24	<u>102838401</u>	Nut, Hex, 18 mm Fine	1
25	<u>AM1232301</u>	Spark Plug, BPR2ES	1

8

G



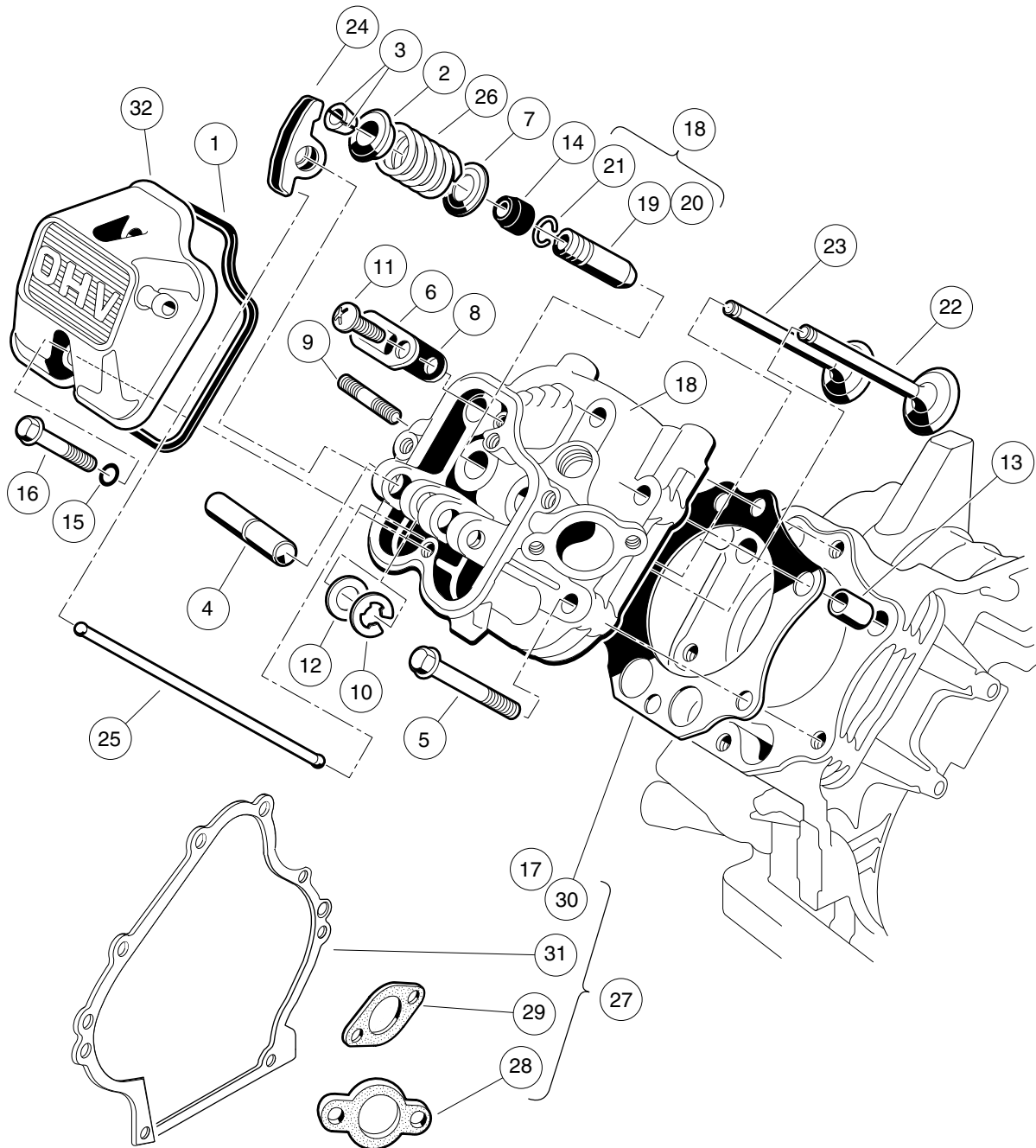
000203-001

FE350 ENGINE – OIL CIRCULATION

ITEM	PART NO.	DESCRIPTION	QTY
		1 2 3 4	
1	1016429	Seat, Valve Oil Pressure Relief	1
2	<u>1016432</u>	Gasket, Drain Plug	1
3	<u>1016457</u>	Bolt, Flange Head	2
4	<u>1016467</u>	Filter, Oil	1
5	<u>1016473</u>	Plate, Oil Pump	1
6	<u>101648203</u>	Oil Pump And Rotor	1
7	<u>1016502</u>	Bracket, Oil Filter Mount	1
8	<u>1016537</u>	Ball, Steel, Press, Relief	1
9	<u>1016570</u>	O-Ring	1
10	1016576	Plug, Drain	1
11	<u>1016581</u>	Spring	1
12	<u>1017442</u>	Gasket	1
13	<u>1017456</u>	Bolt, Flanged	6
14	<u>1017458</u>	Filter	1
15	<u>1017460</u>	Cover, Pump	1
16	<u>1017507</u>	Plug	2

8

G



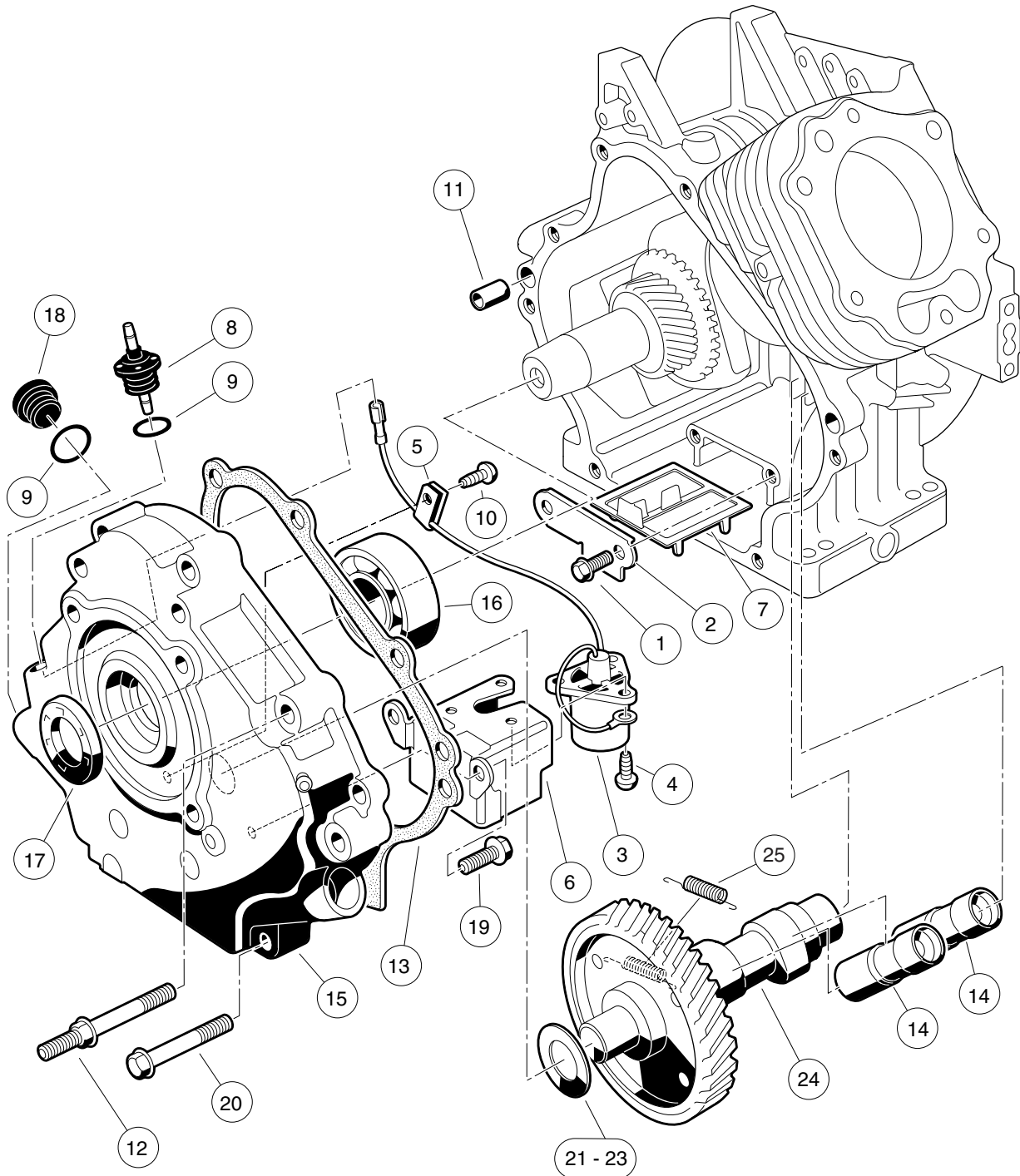
000204-003

FE350 ENGINE – CYLINDER HEAD

ITEM	PART NO.	DESCRIPTION	QTY
		1 2 3 4	
1	<u>1016436</u>	Gasket, Rocker Case	1
2	<u>1016449</u>	Retainer, Valve Spring	2
3	<u>1016450</u>	Collet	4
4	<u>1016452</u>	Shaft, Rocker	1
5	<u>1016458</u>	Bolt, Flange Head, M8 x 1.25 x 45 mm	6
6	<u>1016474</u>	Plate	1
7	<u>1016479</u>	Seat, Spring	2
8	<u>1016483</u>	Valve	1
9	<u>1016489</u>	Stud, Two-Ended, M8-1.25	2
10	<u>1016517</u>	Circlip, Type-E	1
11	<u>1016544</u>	Screw	1
12	<u>1016549</u>	Washer, 12.1x19x1.8	1
13	<u>1016563</u>	Pin	2
14	<u>1016566</u>	Seal, Oil	2
15	<u>1016569</u>	O-Ring	2
16	<u>1016583</u>	Bolt, 6x35	2
17	<u>1017434</u>	Gasket, Head	1
18	<u>1017435</u>	Assembly, Cylinder Head, FE350 (includes items 19 through 21)	1
19	<u>1016518</u>	Guide, Valve, Exhaust	1
20	<u>1016519</u>	Guide, Valve, Intake, Exhaust	1
21	<u>1016560</u>	Snap Ring	2
22	<u>1017444</u>	Valve, Intake	1
23	<u>1017445</u>	Valve, Exhaust	1
24	<u>1017446</u>	Arm, Rocker	2
25	<u>1017454</u>	Rod, Push	2
26	<u>1017473</u>	Spring, Engine Valve	2
27	<u>102304801</u>	Kit, Gasket, FE350 (includes items 28 through 31)	1
28	<u>1016440</u>	Gasket, Engine to Insulator	1
29	<u>1016904</u>	Gasket, Exhaust	1
30	<u>1017434</u>	Gasket, Head	1
31	<u>1017443</u>	Gasket, Crankcase Cover	1
32	<u>102753401</u>	Case, Rocker	1
		Note: Item 28, <u>1016440</u> , is not a component of the FE350 engine.	

8

G

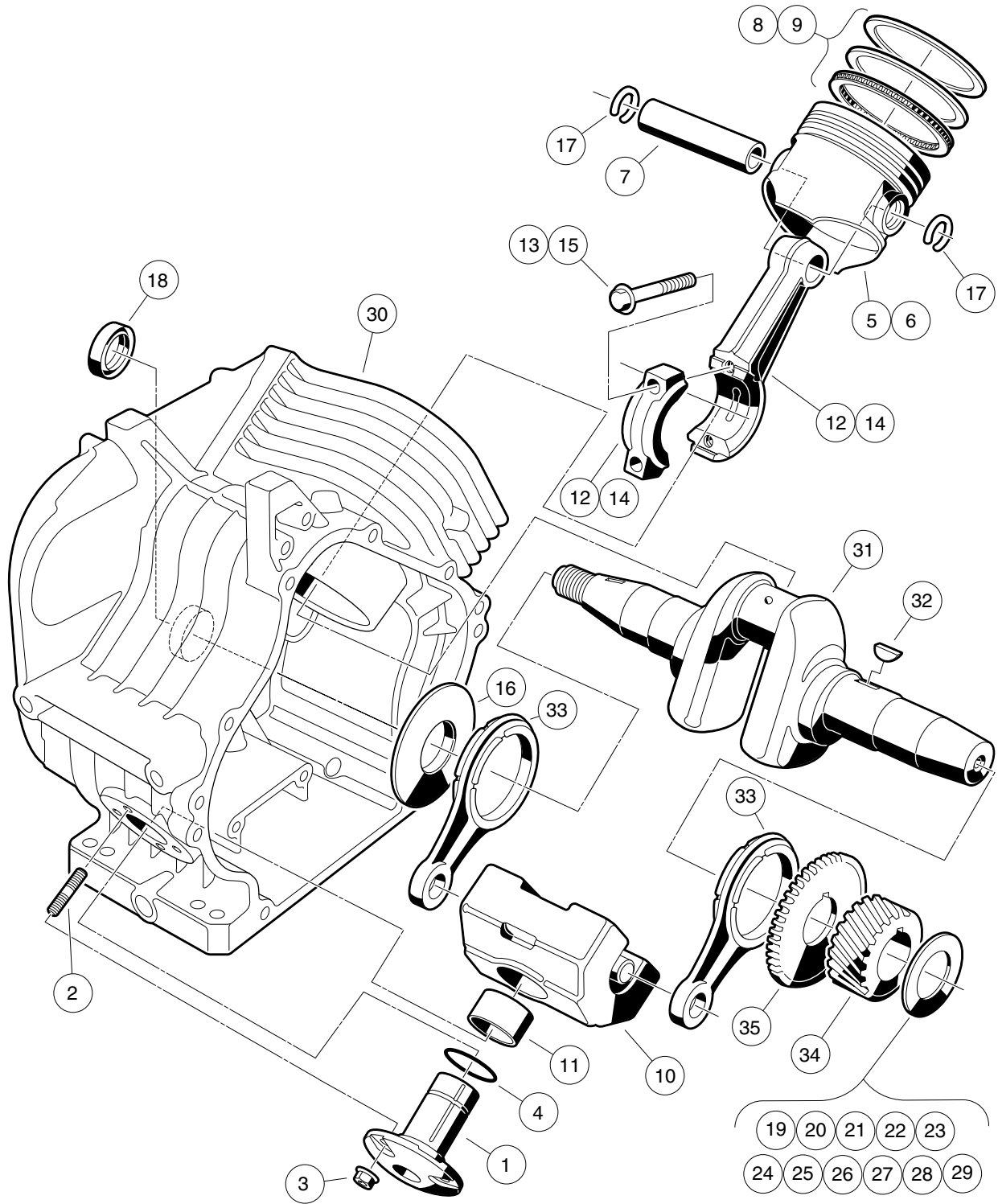


000205-001

FE350 ENGINE WITH ACR – CRANKCASE, CAMSHAFT, AND OIL SENSOR

ITEM	PART NO.	DESCRIPTION	QTY
		1 2 3 4	
1	<u>1016454</u>	Bolt, Flange Head, M5 x 0.8 x 8 mm	2
2	<u>1016472</u>	Plate, Oil Filter Screen	1
3	<u>1016494</u>	Sensor, Oil Level	1
4	<u>1016496</u>	Screw, Cross Pan-Head, M4 x 0.7 x 8 mm	3
5	<u>1016506</u>	Clamp	1
6	<u>1016510</u>	Bracket, Switch, Oil Level	1
7	<u>1016521</u>	Screen, Oil Filter	1
8	<u>1016535</u>	Connector, Cord	1
9	<u>1016538</u>	O-Ring	2
10	<u>1016544</u>	Screw	1
11	<u>1016564</u>	Pin	2
12	<u>1016584</u>	Bolt, Two-Ended, M8 x 1.25 x 69 mm	2
13	<u>1017443</u>	Gasket, Crankcase Cover	1
14	<u>1017447</u>	Adjuster, Lash	2
15	<u>1017472</u>	Cover Crankcase	1
16	<u>1017487</u>	Bearing, Ball	1
17	<u>1017504</u>	Seal, Oil	1
18	<u>1017508</u>	Plug	1
19	<u>1017513</u>	Bolt Switch Bracket	2
20	<u>1017514</u>	Screw, M8-1.25 X 45mm Hex	6
21	<u>101751801</u>	Shim, 0.3	1
22	<u>101751802</u>	Shim, 0.4	1
23	<u>101751803</u>	Shim, 0.5	1
24	<u>102271601</u>	Camshaft, FE350/FE400 with ACR, 44-tooth (includes item 25)	1
25	<u>1017511</u>	Spring	1

8
G

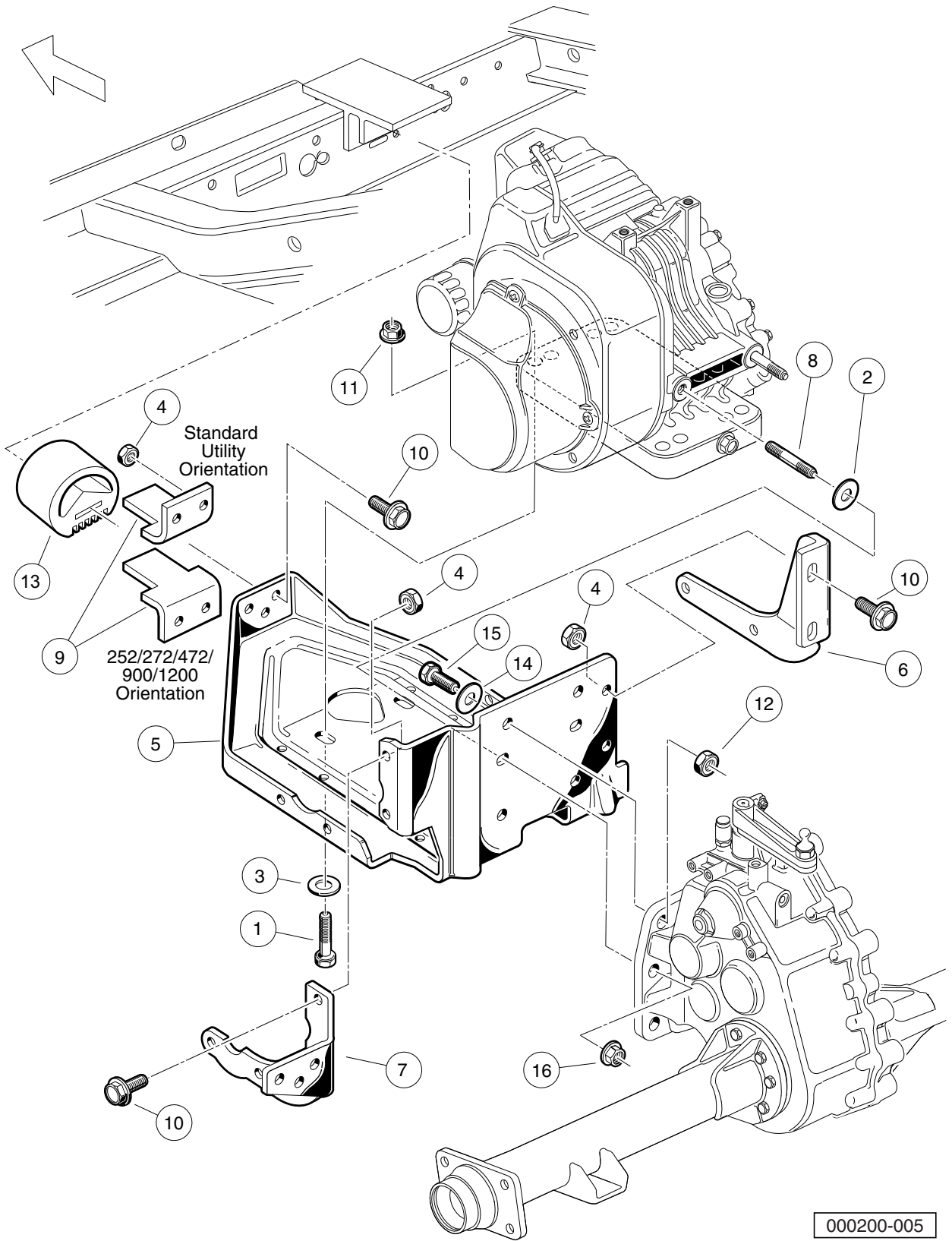


000206-001

FE350 ENGINE – CRANKCASE AND CRANKSHAFT

ITEM	PART NO.	DESCRIPTION	QTY
		1 2 3 4	
1	1016470	Shaft, Guide, Counterbalance	1
2	<u>1016541</u>	Stud, 6x14	4
3	1016547	Nut, M6 Flange	4
4	<u>1016571</u>	O-Ring	1
5	<u>101744901</u>	Piston, Standard	1
6	<u>101744902</u>	Piston, 0.50 mm Oversize	1
7	1017450	Pin, Piston	1
8	<u>101745101</u>	Ring Set, Standard Piston	1
9	<u>101745102</u>	Ring Set, Piston, 0.50 mm Oversize	1
10	<u>1017453</u>	Counterbalance Weight (includes item 11)	1
11	1017510	Bearing, Plain	1
12	101745701	Asm, Con. Rod Std (includes item 13)	1
13	<u>1017512</u>	Bolt	2
14	<u>101745702</u>	Asm,Con.Rod 0.5mm U/s (includes item 15)	1
15	<u>1017512</u>	Bolt	2
16	1017501	Spacer	1
17	<u>1017502</u>	Snap Ring	2
18	<u>1017503</u>	Seal, Oil	1
19	<u>101773301</u>	Shim, Crankshaft, 1.18mm	1
20	<u>101773302</u>	Shim, Crankshaft, 1.25mm	1
21	<u>101773303</u>	Shim, Crankshaft, 1.32mm	1
22	<u>101773304</u>	Shim, Crankshaft, 1.39mm	1
23	<u>101773305</u>	Shim, Crankshaft, 1.46mm	1
24	<u>101773306</u>	Shim, Crankshaft, 1.53mm	1
25	<u>101773307</u>	Shim, Crankshaft, 1.60mm	1
26	<u>101773308</u>	Shim, Crankshaft, 1.67mm	1
27	<u>101773309</u>	Shim, Crankshaft, 1.74mm	1
28	<u>101773310</u>	Shim, Crankshaft, 1.11 mm	1
29	<u>101773311</u>	Shim, Crankshaft, 1.81mm	1
30	<u>101916001</u>	Crankcase Complete, FE350 (cw)	1
31	<u>102430901</u>	Crankshaft, FE350 Left-Hand, 22-Tooth (includes items 32 through 35)	1
32	<u>1016562</u>	Key	1
33	<u>1017471</u>	Rod	2
34	N/A	Gear, Helical	1
35	N/A	Gear, Spur	1

8
G



000200-005

FE350 ENGINE MOUNTING

ITEM	PART NO.	DESCRIPTION	QTY
		1 2 3 4	
1	<u>1010577</u>	Bolt, Hex-Head, 5/16-18 X 1.50	4
2	<u>1011697</u>	Washer, 5/16 Flat	2
3	1012571	Washer, 5/16 Extra Thick Flat	4
4	<u>1013924</u>	Nut, 5/16-24, Hex Head Cone	10
5	<u>101827101</u>	Plate, Engine Mounting	1
6	<u>101832601</u>	Stiffener (PTO Side)	1
7	<u>101832701</u>	Stiffener (Flywheel Side)	1
8	<u>101833101</u>	Stud, M8-1.25 X 50 mm Two-Ended	2
9	<u>101834601</u>	Bracket, Snubber	1
10	<u>101884801</u>	Screw, 5/16-24 X 0.875, Grade-8	10
11	<u>101963401</u>	Locknut, 5/16-18 Hex Flange	4
12	<u>102065901</u>	Locknut, 3/8-16 Flanged Dimple	4
13	<u>102540301</u>	Snubber, Inner Frame	1
14	<u>334</u>	Washer, 3/8, Type A, Flat	4
15	705	Screw, Cap-hex Hd 3/8-16x1.25	4
16	<u>96704416</u>	Nut, Flange, M8 X 1.25 Serrated	2

8

G

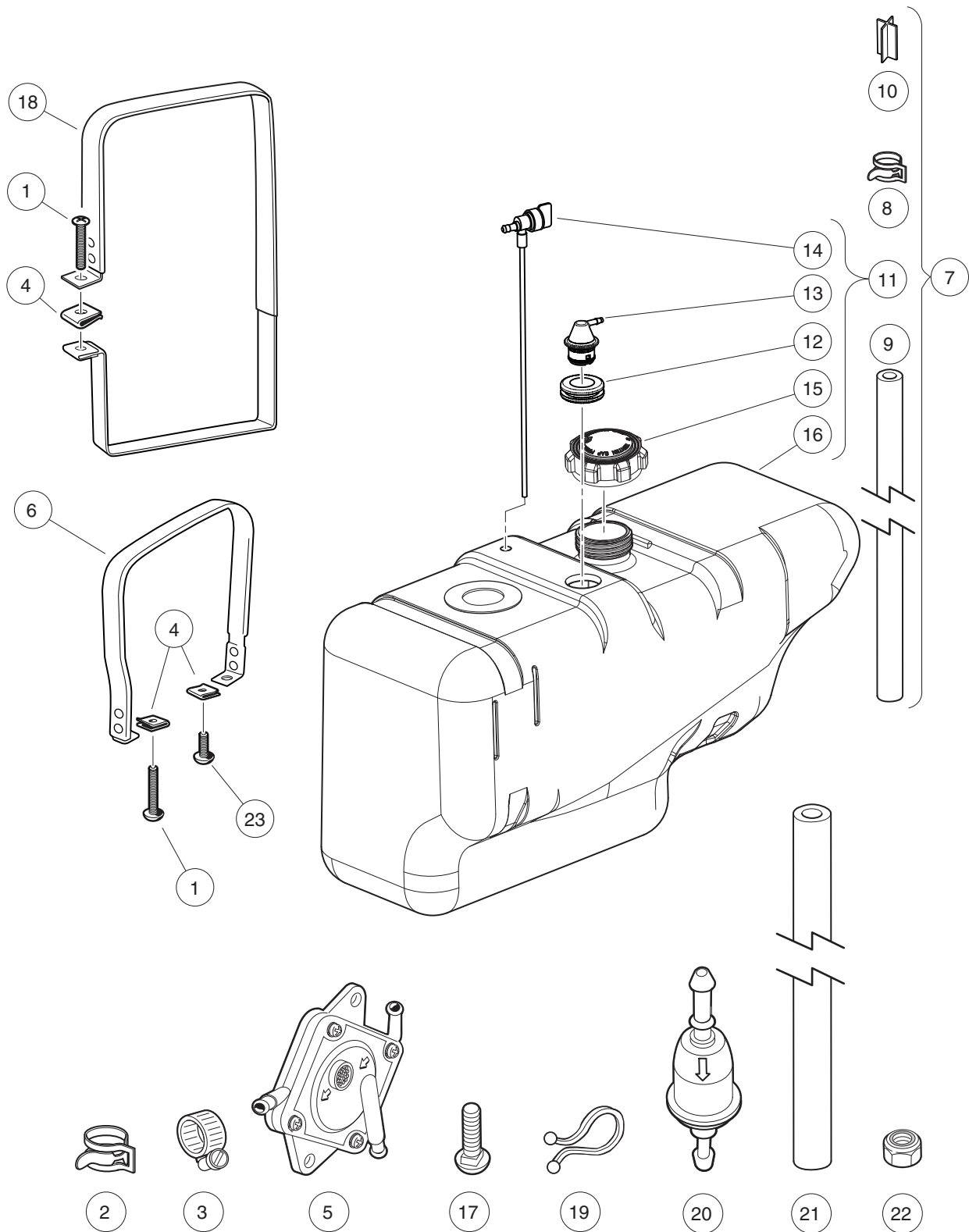
8

G

FUEL, INTAKE, AND GOVERNOR SYSTEMS

9

G



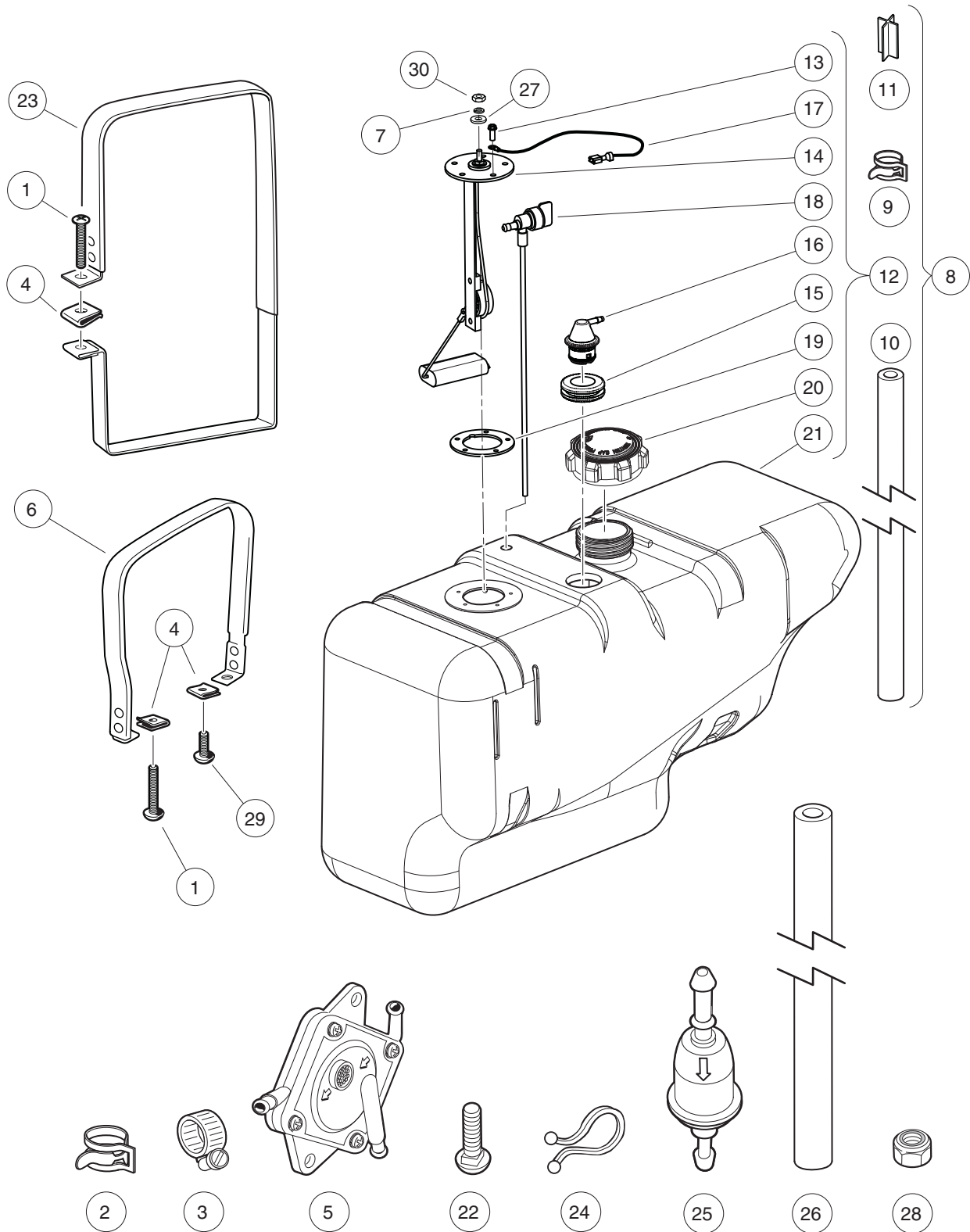
001288-001

FUEL SYSTEM AND TANK WITHOUT SENDING UNIT

ITEM	PART NO.	DESCRIPTION	QTY
		1 2 3 4	
1	<u>1011988</u>	Screw, 1/4-20 X 2.00 Phillips Truss-Head	2
2	<u>1012649</u>	Clamp, 0.460 Red Hose	8
3	<u>1013687</u>	Clamp, 3/8" Hose (screw type)	1
4	<u>1014116</u>	Nut, 1/4-20 Speed	3
5	<u>1014523</u>	Pump, Impulse Fuel	1
6	<u>1014928</u>	Fuel Strap Assembly Rear	1
7	<u>1016003</u>	Kit, Fuel Tank - Vented (includes items 8 through 11)	1
8	<u>1013746</u>	Clamp, 0.301 ID Hose	2
9	<u>1015137</u>	Fuel Line, 3/16 (available by the foot)	1
10	<u>101824401</u>	Vent Barb	1
11	102952302	Asm, Tank, Fuel, Wo/su Ds Utl (includes items 12 through 16)	1
12	<u>1015139</u>	Insulation Grommet	1
13	<u>1015143</u>	Vent, Fuel Tank	1
14	101896901	Fuel Pickup w/Shut-Off Valve	1
15	<u>102751601</u>	Cap, Fuel Tank, Gasoline	1
16	102947502	Tank, Fuel, Wo/su Ds Utl	A/R
17	<u>1017203</u>	Carriage Bolt	2
18	<u>101955301</u>	Fuel Strap Assy, Front	1
19	<u>101987701</u>	Clamp, Plastic Tie	1
20	<u>102003201</u>	Filter, Fuel, 30 Micron	2
21	<u>102865101</u>	Fuel Line, 1/4 (available by the foot)	A/R
22	<u>8233</u>	Locknut, 1/4-20, Nylon Insert	2
23	<u>8248</u>	Screw, 1/4-20 X 0.75, Truss-Head Machine	1

9
G

9
G

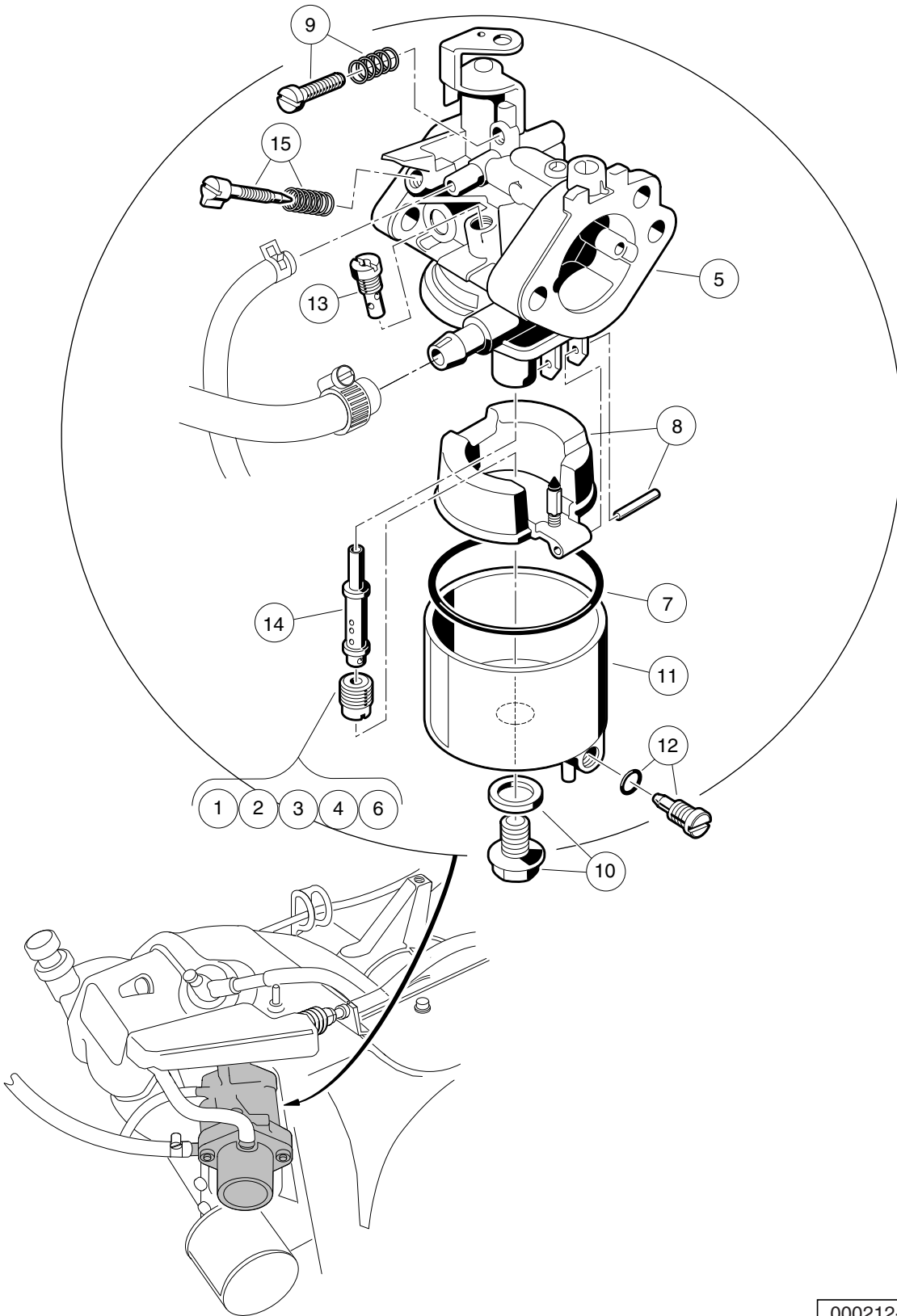


001287-001

FUEL SYSTEM AND TANK WITH SENDING UNIT

ITEM	PART NO.	DESCRIPTION	QTY
		1 2 3 4	
1	<u>1011988</u>	Screw, 1/4-20 X 2.00 Phillips Truss-Head	2
2	<u>1012649</u>	Clamp, 0.460 Red Hose	8
3	<u>1013687</u>	Clamp, 3/8" Hose (screw type)	1
4	<u>1014116</u>	Nut, 1/4-20 Speed	3
5	<u>1014523</u>	Pump, Impulse Fuel	1
6	<u>1014928</u>	Fuel Strap Assembly Rear	1
7	<u>1016</u>	Lockwasher, #10 Split	1
8	<u>1016004</u>	Tank Kit w/Sending Unit (includes items 9 through 12)	1
9	<u>1013746</u>	Clamp, 0.301 ID Hose	2
10	<u>1015137</u>	Fuel Line, 3/16 (available by the foot)	1
11	<u>101824401</u>	Vent Barb	2
12	<u>102952301</u>	Fuel Tank with Sending Unit (includes items 13 through 21)	1
13	<u>1013461</u>	Screw, #10-16 Hex-Head Hi-Lo	5
14	<u>1013462</u>	Sending Unit, Fuel Level *	1
15	<u>1015139</u>	Insulation Grommet	1
16	<u>1015143</u>	Vent, Fuel Tank	1
17	<u>1015921</u>	Wire Assembly #16 Black	1
18	<u>101896901</u>	Fuel Pickup w/Shut-Off Valve	1
19	<u>102522001</u>	Gasket, Rubber	1
20	<u>102751601</u>	Cap, Fuel Tank, Gasoline	1
21	N/A	Tank, Fuel, W/su Ds Utl	1
22	<u>1017203</u>	Carriage Bolt	2
23	<u>101955301</u>	Fuel Strap Assy, Front	1
24	<u>101987701</u>	Clamp, Plastic Tie	1
25	<u>102003201</u>	Filter, Fuel, 30 Micron	2
26	<u>102865101</u>	Fuel Line, 1/4 (available by the foot)	A/R
27	<u>183</u>	Washer, #10, Type A, Flat	1
28	<u>8233</u>	Locknut, 1/4-20, Nylon Insert	2
29	<u>8248</u>	Screw, 1/4-20 X 0.75, Truss-Head Machine	1
30	<u>8797</u>	Nut, #10-32 Brass Hex	1
		* Note: Must replace fuel sending unit gasket when servicing this component.	

9
G



000212-001

CARBURETOR ASSEMBLY, FE350 (AS11)

ITEM	PART NO.	DESCRIPTION	QTY
		1 2 3 4	
1	<u>101642575</u>	Jet, Altitude, # 75	1
2	<u>101642578</u>	Jet, Altitude, # 78	1
3	<u>101642580</u>	Jet, Altitude, # 80	1
4	<u>101642582</u>	Jet, Altitude, # 82	1
5	<u>101905901</u>	Carburetor, FE350D (includes items 6 through 15)	1
6	<u>101642585</u>	Jet, Altitude, # 85	1
7	<u>1016437</u>	Gasket, Carburetor Bowl OHV	1
8	<u>1016486</u>	Float Assembly	1
9	<u>1016501</u>	Screw Assembly	1
10	<u>1016585</u>	Bolt	1
11	<u>1017461</u>	Chamber Assembly, Float (includes item 12)	1
12	<u>1016499</u>	Screw Assembly	1
13	<u>101973101</u>	Jet, #40 Pilot	1
14	<u>101973301</u>	Nozzle, Main	1
15	N/A	Assembly, Pilot Air Screw	1
<p>Note: Jets- <u>101642585</u> for 0 - 3,000 feet; <u>101642582</u> for 3,000 - 5,000 feet; <u>101642580</u> for 5,000 - 8,000 feet; <u>101642578</u> for 8,000 - 10,000 feet; <u>101642575</u> for 10,000 feet and higher. NOTE 2: Carburetor <u>101905901</u>, shown above, is no longer available. Order part number 103524501 for replacement.</p>			

9

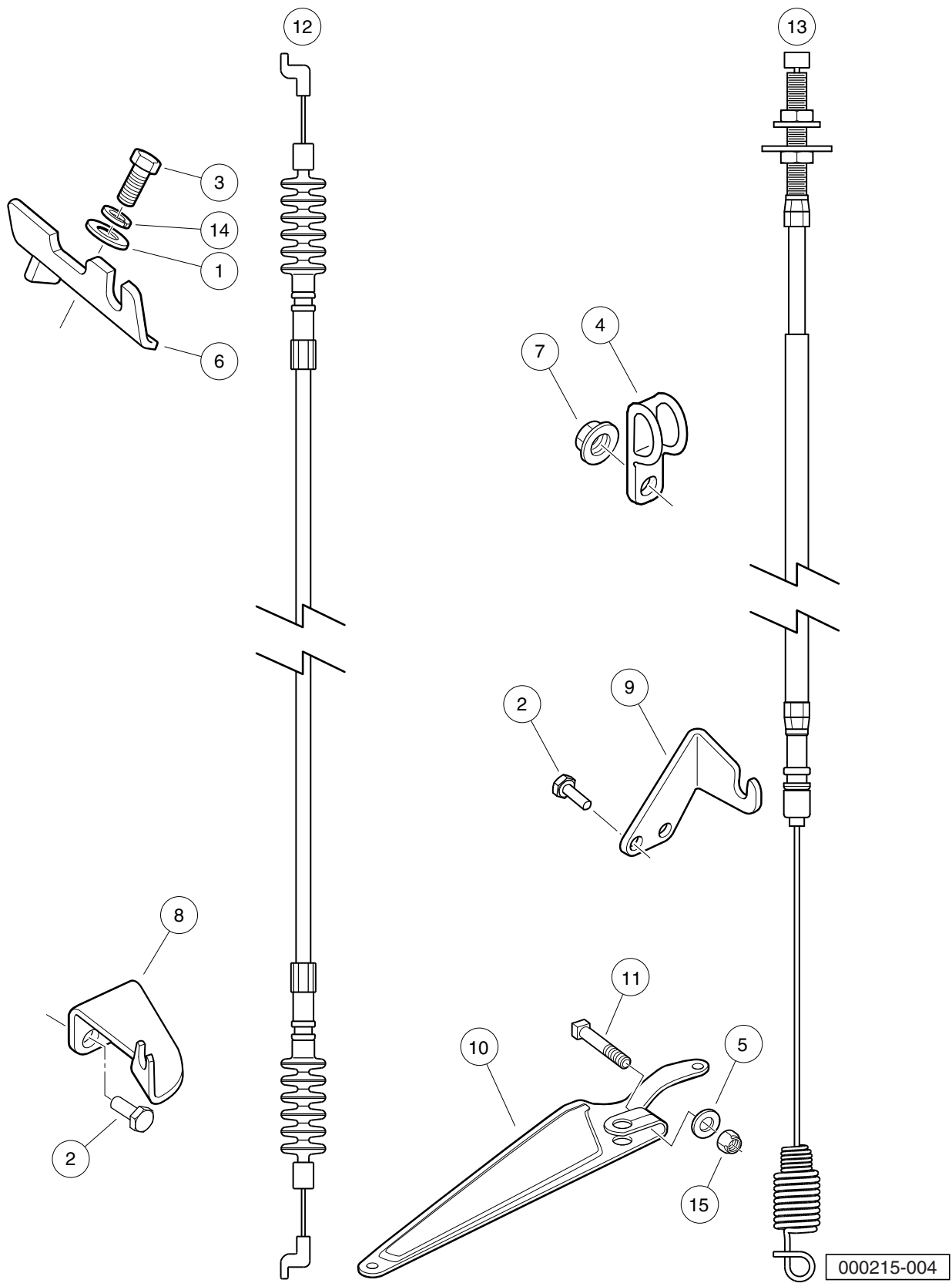
G

CARBURETOR INSTALLATION – FE350

ITEM	PART NO.	DESCRIPTION	QTY
		1 2 3 4	
1	<u>1013746</u>	Clamp, 0.301 ID Hose	1
2	<u>1015137</u>	Fuel Line, 3/16 (available by the foot)	1
3	<u>1016438</u>	Gasket, Carb To Intake Manifold	1
4	<u>1016440</u>	Gasket, Engine to Insulator	1
5	<u>1016441</u>	Gasket, Sprg Brkt To Carb OHV	1
6	<u>1016444</u>	Bracket, Throttle Spring Return	1
7	1016480	Pipe, Intake Manifold	1
8	101648102	Insulator, Carburetor	1
9	<u>101649002</u>	Stud, M6-1.00 Two-Ended	2
10	1016547	Nut, M6 Flange	2
11	<u>1016572</u>	Tube, Crankcase Vent	1
12	<u>1016582</u>	Spring, Throttle Return	1
13	<u>1017466</u>	Clamp	2
14	<u>101973401</u>	Gasket, Insulator To Bracket	1

9

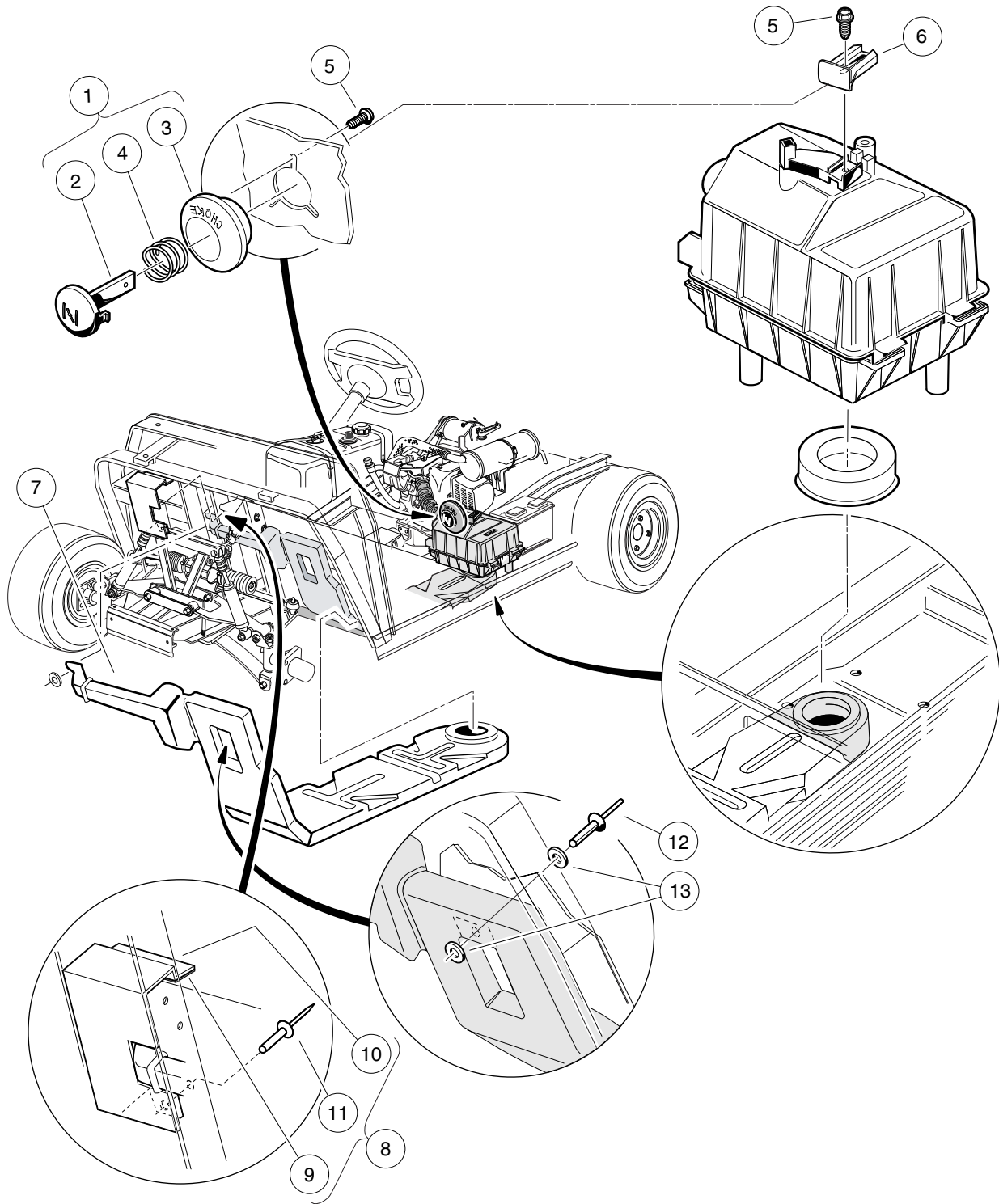
G



GOVERNOR AND ACCELERATOR CABLES

ITEM	PART NO.	DESCRIPTION	QTY
		1 2 3 4	
1	<u>1011697</u>	Washer, 5/16 Flat	1
2	<u>1012285</u>	Screw, 1/4 X 0.625 Hex-Head	4
3	<u>1012830</u>	Screw, M8-125 X 22 Hex-Head	1
4	<u>1013700</u>	Clamp	2
5	<u>1014007</u>	Washer, 1/4, Flat	1
6	<u>101584502</u>	Bracket, Governor Cable Snap-In	1
7	<u>1016546</u>	Nut	2
8	<u>101832202</u>	Bracket, Rear Governor Cable Snap-In	1
9	<u>101832302</u>	Bracket, Rear Accelerator Cable Snap-In	1
10	<u>101834801</u>	Arm, Governor	1
11	<u>101886101</u>	Screw, 1/4-20 X 1.00, Square-Head	1
12	<u>102336001</u>	Cable, Governor, Snap-In	1
13	<u>102336101</u>	Cable, Accelerator, Snap-In	1
14	<u>7174</u>	Lockwasher, 5/16 Split	1
15	<u>8233</u>	Locknut, 1/4-20, Nylon Insert	1

9
G

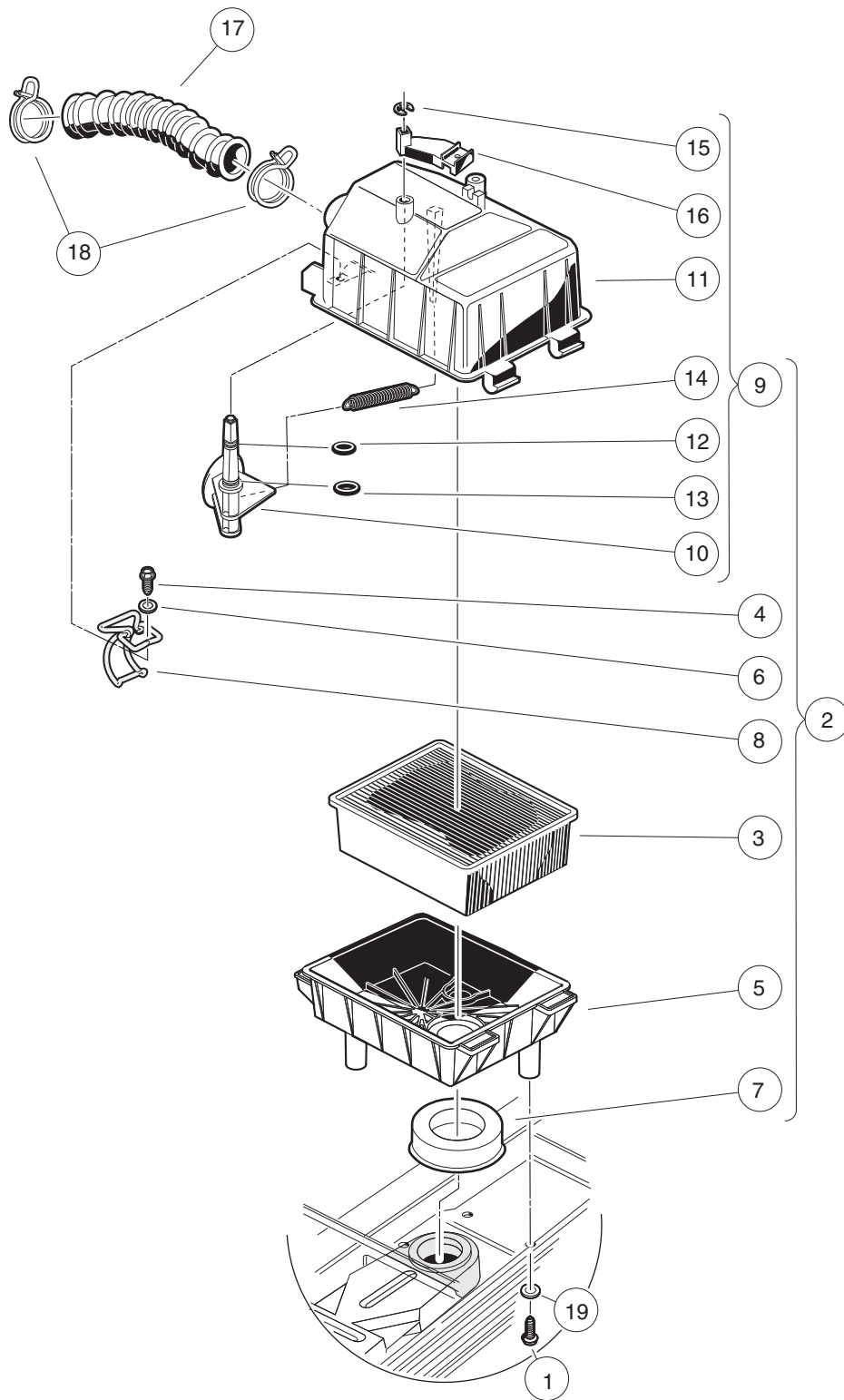


000338-001

AIR INTAKE DUCT AND CHOKE BUTTON – TURF/CA 1 AND XRT850

ITEM	PART NO.	DESCRIPTION	QTY
		1 2 3 4	
1	<u>101805701</u>	Button Assembly, Choke (includes items 2 through 4)	1
2	<u>101811401</u>	Lever, Choke	1
3	<u>101811501</u>	Guide, Choke Lever	1
4	<u>101856201</u>	Compression Spring	1
5	<u>101850301</u>	Screw, #12-16 X 0.50 Washer-Head Hi-Lo	4
6	<u>101917701</u>	Choke Positioner	1
7	<u>101958101</u>	Duct Assembly	1
8	<u>102190702</u>	Kit, Air Duct Shield (includes items 9 through 11)	1
9	<u>102185401</u>	Tape, 3M VHB 4950	1
10	N/A	Shield, Air Duct	1
11	<u>7973</u>	Rivet, 3/16 X .400 Blind	1
12	<u>1606</u>	Rivet, 3/16 X .500 Alum Pop	2
13	<u>183</u>	Washer, #10, Type A, Flat	4

9
G



000332-001

AIR FILTER AND INTAKE HOSE

ITEM	PART NO.	DESCRIPTION	QTY
		1 2 3 4	
1	<u>1015752</u>	Screw, #12-16 X 0.625, Hi-Lo	3
2	<u>101821501</u>	Assembly, Air Box (includes items 3 through 9)	1
3	<u>1015426</u>	Filter, Air	1
4	<u>101804301</u>	Screw, #8 X 0.500, Hex-Head Hi-Lo	2
5	<u>101811901</u>	Bottom, Air Box	1
6	<u>101881701</u>	Washer, #8 Stainless-Steel Flat	2
7	<u>101921501</u>	Seal, Intake	1
8	<u>101925701</u>	Latch, Wireform	2
9	<u>101972801</u>	Top Assy, Air Box (includes items 10 through 16)	1
10	N/A	Valve, Choke	1
11	N/A	Top, Air Box	1
12	N/A	O-Ring, 5/16	1
13	N/A	O-Ring, 3/8	1
14	<u>101812301</u>	Spring, Extension Return	1
15	<u>101813001</u>	Retaining Ring 0.25, Shaft	1
16	<u>101917601</u>	Lever, Choke	1
17	<u>101837101</u>	Hose, Air Intake	1
18	<u>101971301</u>	Clamp, 1.58" ID Hose	2
19	<u>332</u>	Washer, 1/4 Type A Narrow Flat	3

9

G

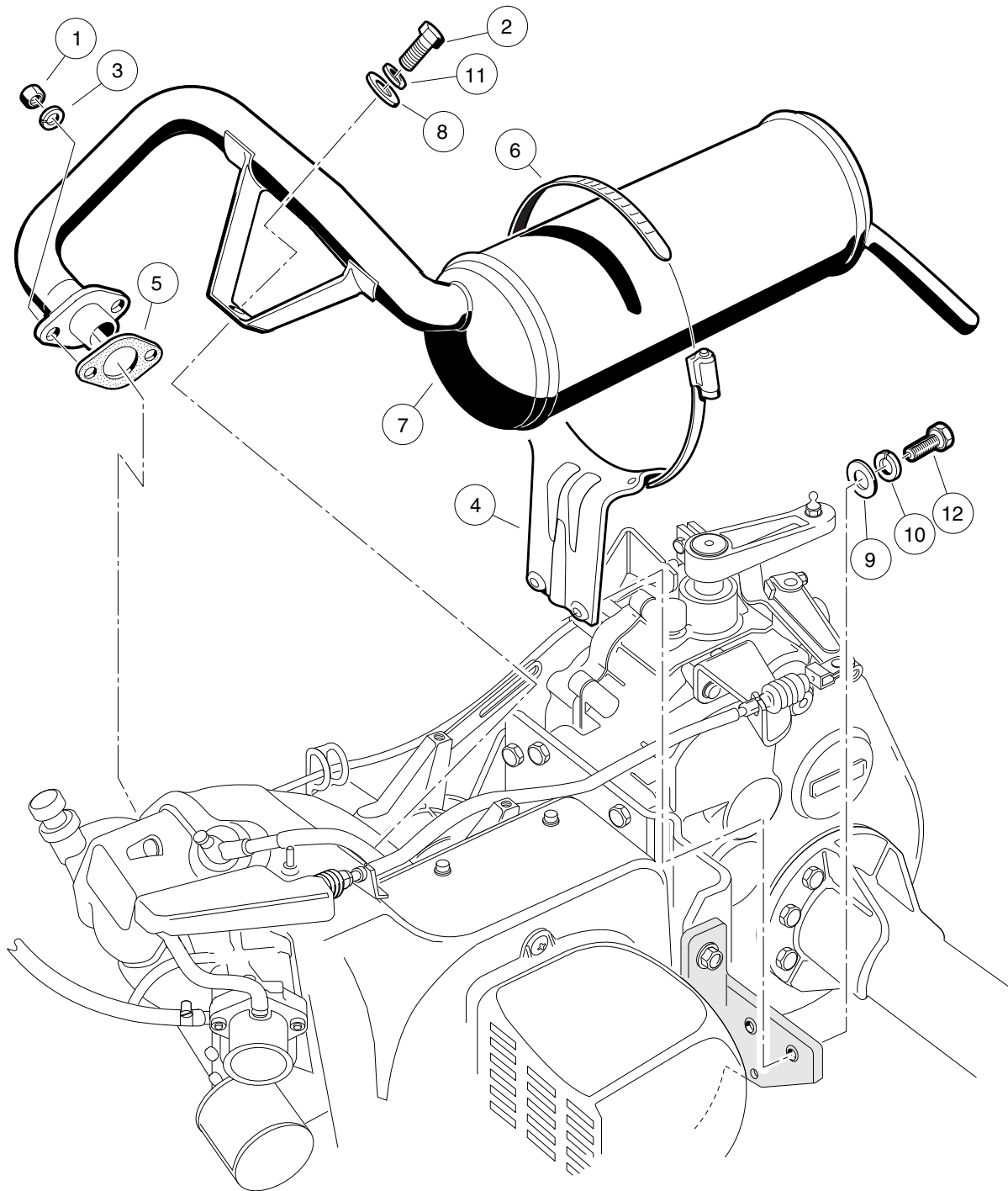
9

G

EXHAUST SYSTEM – FE350 ENGINE

10

G



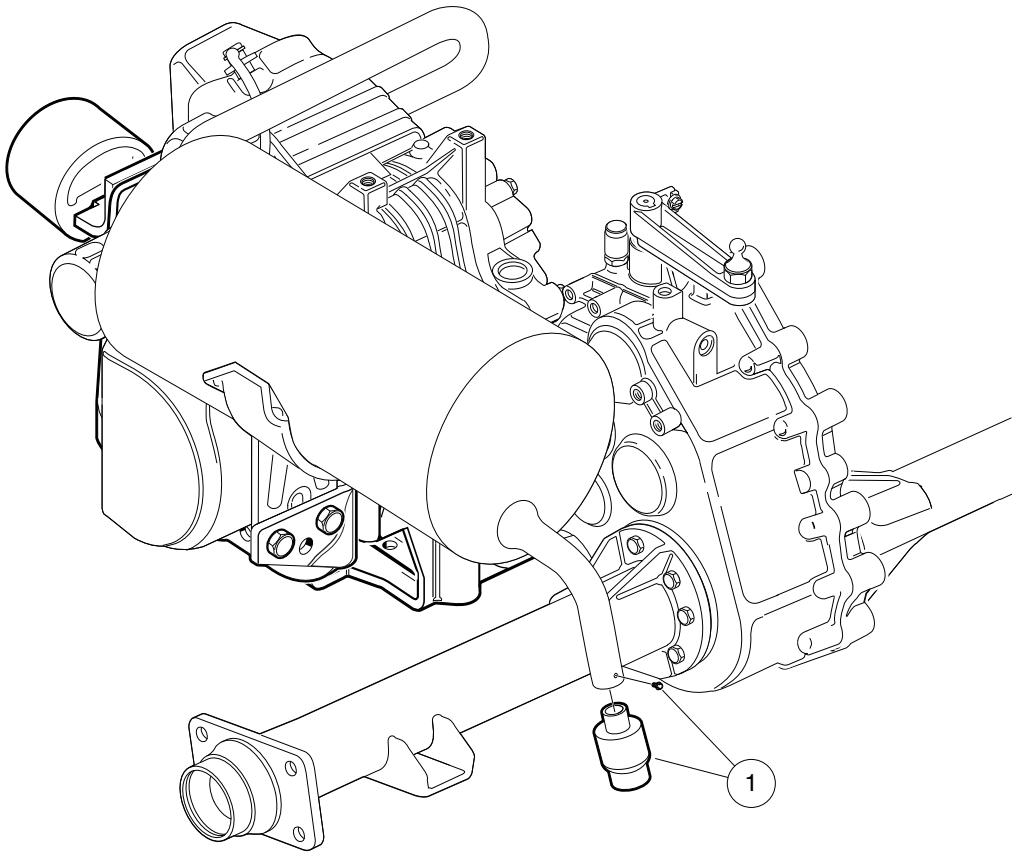
000209-001

EXHAUST SYSTEM – FE350 ENGINE

ITEM	PART NO.	DESCRIPTION	QTY
		1 2 3 4	
1	<u>1012528</u>	Nut, M8-1.25 Hex	2
2	<u>1012830</u>	Screw, M8-125 X 22 Hex-Head	1
3	<u>1013734</u>	Lockwasher, 8mm Split	2
4	<u>1015814</u>	Bracket, Muffler Mounting	1
5	<u>1016904</u>	Gasket, Exhaust	1
6	<u>1017689</u>	Clamp, 5" Muffler Hose	1
7	<u>101859401</u>	Exhaust System, FE350	1
8	<u>1241</u>	Washer, 5/16 Type A Flat	1
9	<u>332</u>	Washer, 1/4 Type A Narrow Flat	2
10	<u>451</u>	Lockwasher, 1/4 Split	2
11	<u>7174</u>	Lockwasher, 5/16 Split	1
12	<u>7847</u>	Screw, 1/4-20 X 0.75 Hex-Head Cap	2

10

G



APM-000119-001

SPARK ARRESTOR KIT

ITEM	PART NO.	DESCRIPTION	QTY
1	<u>101629008</u>	1 2 3 4 Spark Arrestor, 290/350	1

10
G

10

G

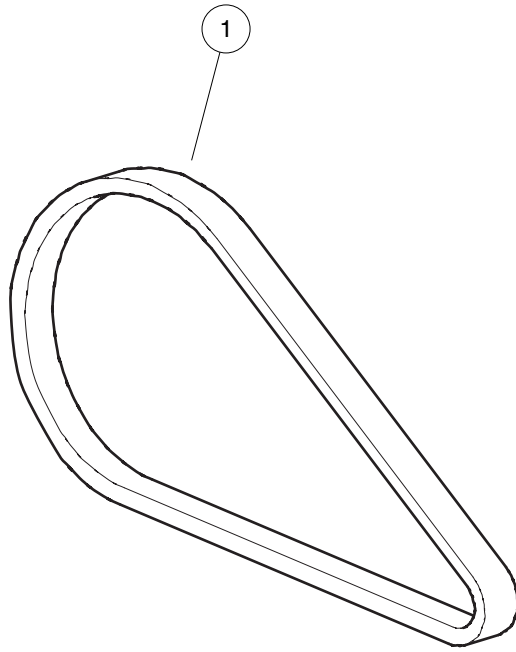
DRIVE BELT AND CLUTCHES – CARBURETED GASOLINE VEHICLES

11

G

11

G

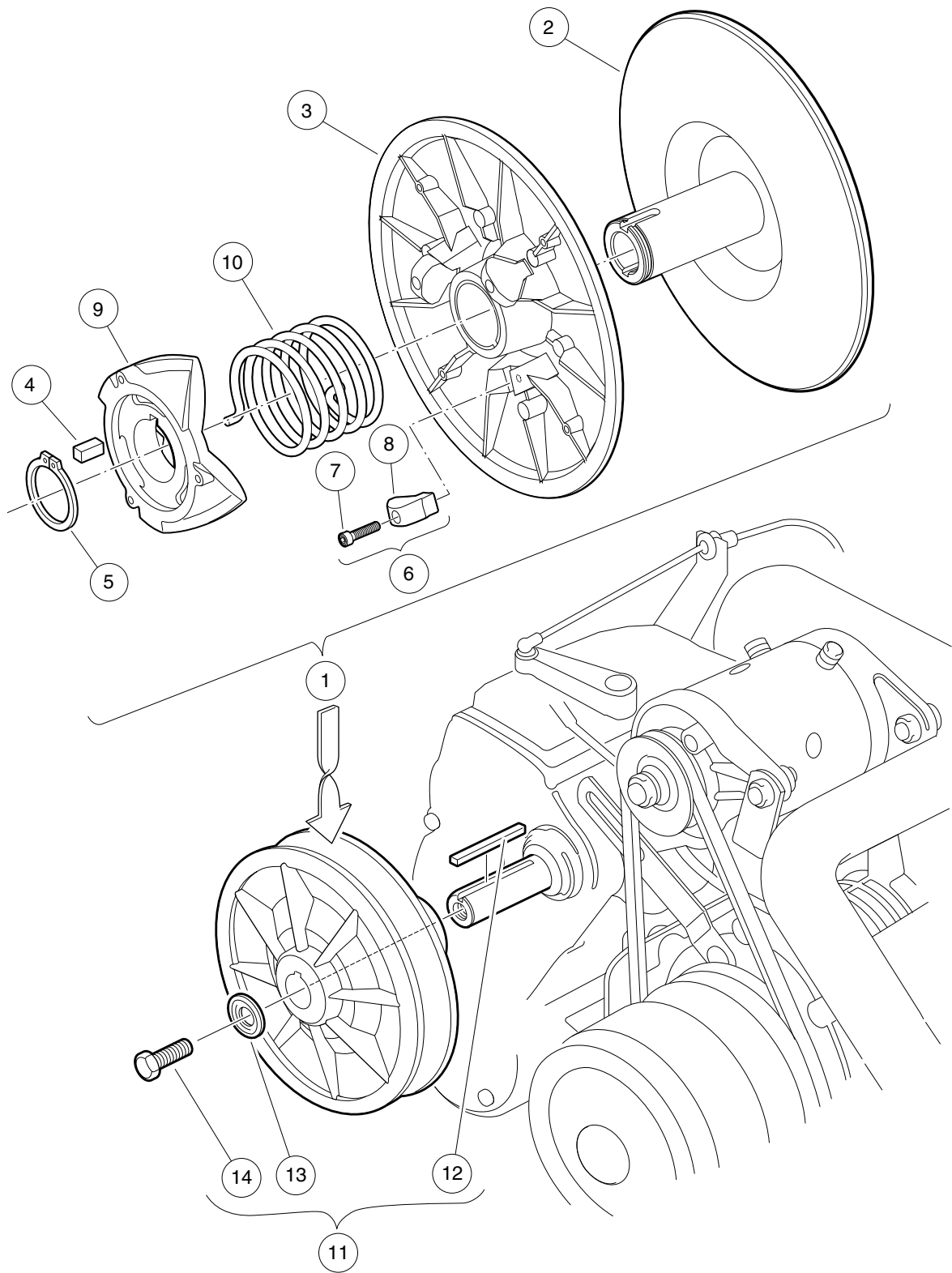


000918-001

DRIVE BELT

ITEM	PART NO.	DESCRIPTION	QTY
1	<u>1017188</u>	1 2 3 4 Belt, Drive (FE350)	1

11
G

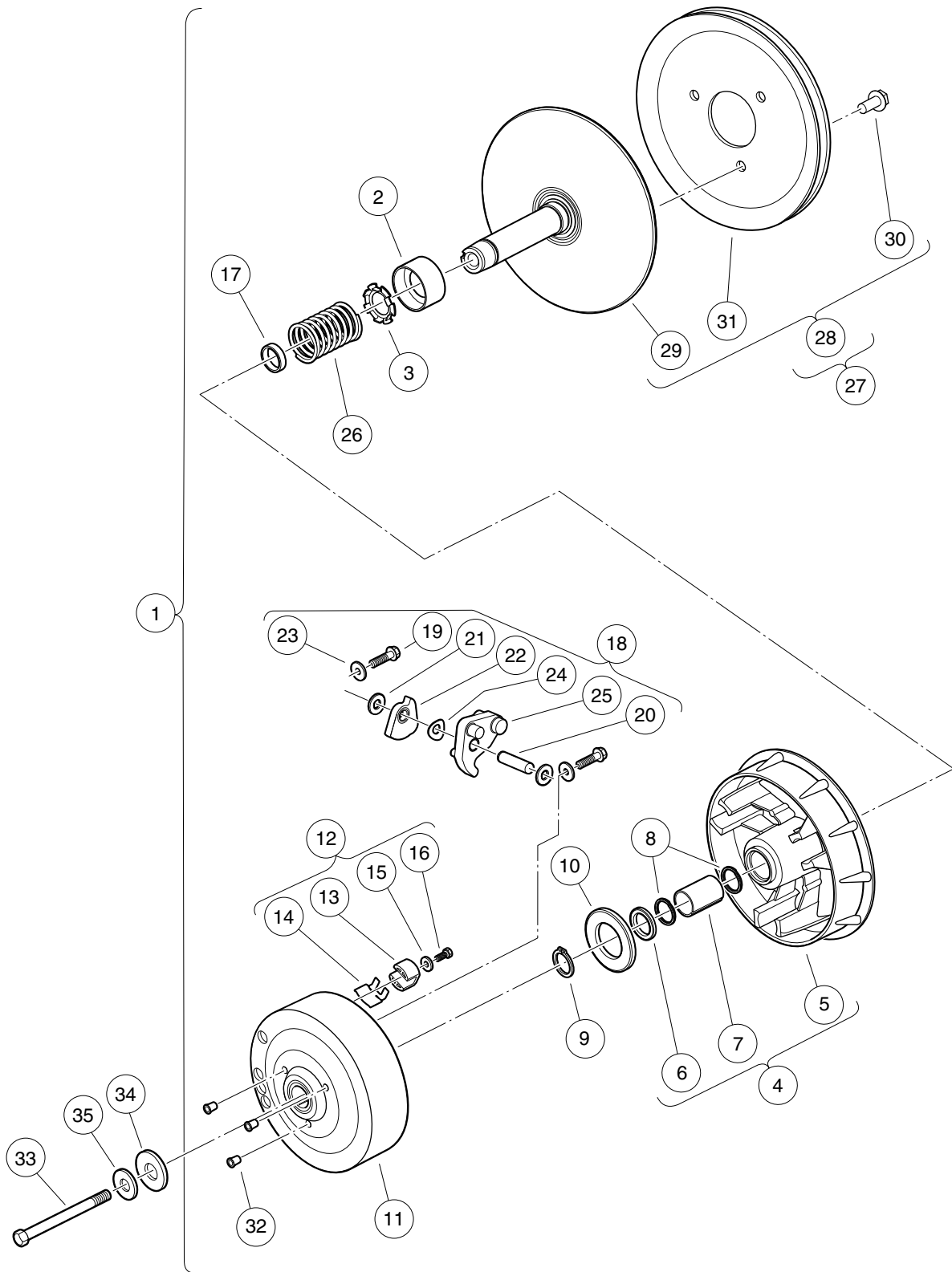


000219-001

DRIVEN CLUTCH

ITEM	PART NO.	DESCRIPTION	QTY
		1 2 3 4	
1	<u>101834001</u>	Assembly, Driven Clutch (includes items 2 through 10)	1
2	<u>1014070</u>	Fixed Face Assy, Driven Clutch	1
3	<u>1014072</u>	Movable-Face Assembly with Bushing	1
4	<u>1014078</u>	Key, Driven Clutch	1
5	<u>1014080</u>	Ring, Retaining	1
6	<u>1014454</u>	Kit, Driven Clutch Button (includes items 7 and 8)	1
7	<u>1012836</u>	Screw, #8-32 X 3/4, Socket-Head Cap	3
8	N/A	Button, Drive	3
9	<u>1017686</u>	Cam, Driven Clutch	1
10	<u>101836201</u>	Spring, Driven Clutch, Reversed	1
11	<u>AM10419</u>	Kit, Clutch Repair (includes items 12 through 14)	1
12	<u>101833401</u>	Key, 3/16 Sq X 1.50"	1
13	<u>102155801</u>	Washer, Driven Clutch	1
14	<u>102242101</u>	Screw, 5/16-18 X 3/4 Hex-Head with Patch	1

11
G



000217-007

DRIVE CLUTCH – CA 2 PLUS/VILL. 6 & 8/TPORTER/XRT850

ITEM	PART NO.	DESCRIPTION	QTY
		1 2 3 4	
1	<u>101833904</u>	Assembly, Drive Clutch (includes items 2 through 32)	1
2	1014049	Bearing, Idler	1
3	<u>1014050</u>	Retainer, Spring	1
4	1014052	Movable-Face Assembly (includes items 5 through 7)	1
5	N/A	Drive Clutch Movable Face	1
6	<u>1014055</u>	Retainer	1
7	N/A	Bushing, Split, Drive Clutch	1
8	<u>1014056</u>	Ring, Spiral Backup	2
9	<u>1014057</u>	Ring, 0.810" Internal Retaining	1
10	1014058	Thrust Washer	1
11	1014059	Drive Hub Assy, Drive Clutch	1
12	<u>1014453</u>	Kit, Drive Clutch Button (includes items 13 through 16)	1
13	<u>1014062</u>	Driver, Drive Clutch	3
14	<u>1014287</u>	Spring, Drive Button	3
15	<u>183</u>	Washer, #10, Type A, Flat	3
16	<u>8450</u>	Screw, #10-24 X 0.50, Hex-Head	3
17	<u>1016289</u>	Spacer, Fixed Face Shaft	1
18	<u>1016801</u>	Kit, Drive Clutch Weight (includes items 19 through 25)	1
19	<u>1014063</u>	Screw, 1/4-20 X 1.00, Hex Head	6
20	N/A	Pin, Dowel, 0.3752 x 1.50	3
21	<u>1014065</u>	Washer, Flat, 0.38" ID, Delrin	6
22	N/A	Clutch Weight, Secondary	3
23	N/A	Washer	6
24	<u>1016201</u>	Washer, Wave	3
25	N/A	Weight, Primary	3
26	<u>1016901</u>	Spring, Drive Clutch	1
27	101738302	Kit, Fixed Face - Drive (includes item 28)	1
28	<u>101738301</u>	Fixed Face Drive (includes items 29 through 31)	1
29	N/A	Fixed Face Assembly, Drive Clutch	1
30	<u>1014288</u>	Screw, 5/16-18 X 0.75, Thread-Forming	3
31	1016011	Pulley, Drive Clutch	1
32	N/A	Cap Plug	3
33	<u>103345701</u>	Screw 3/8-24x5.5 Hex Loc Ptch	1
34	<u>334</u>	Washer, 3/8, Type A, Flat	1
35	<u>808</u>	Washer, 3/8 Type B Flat	1

11

G

11

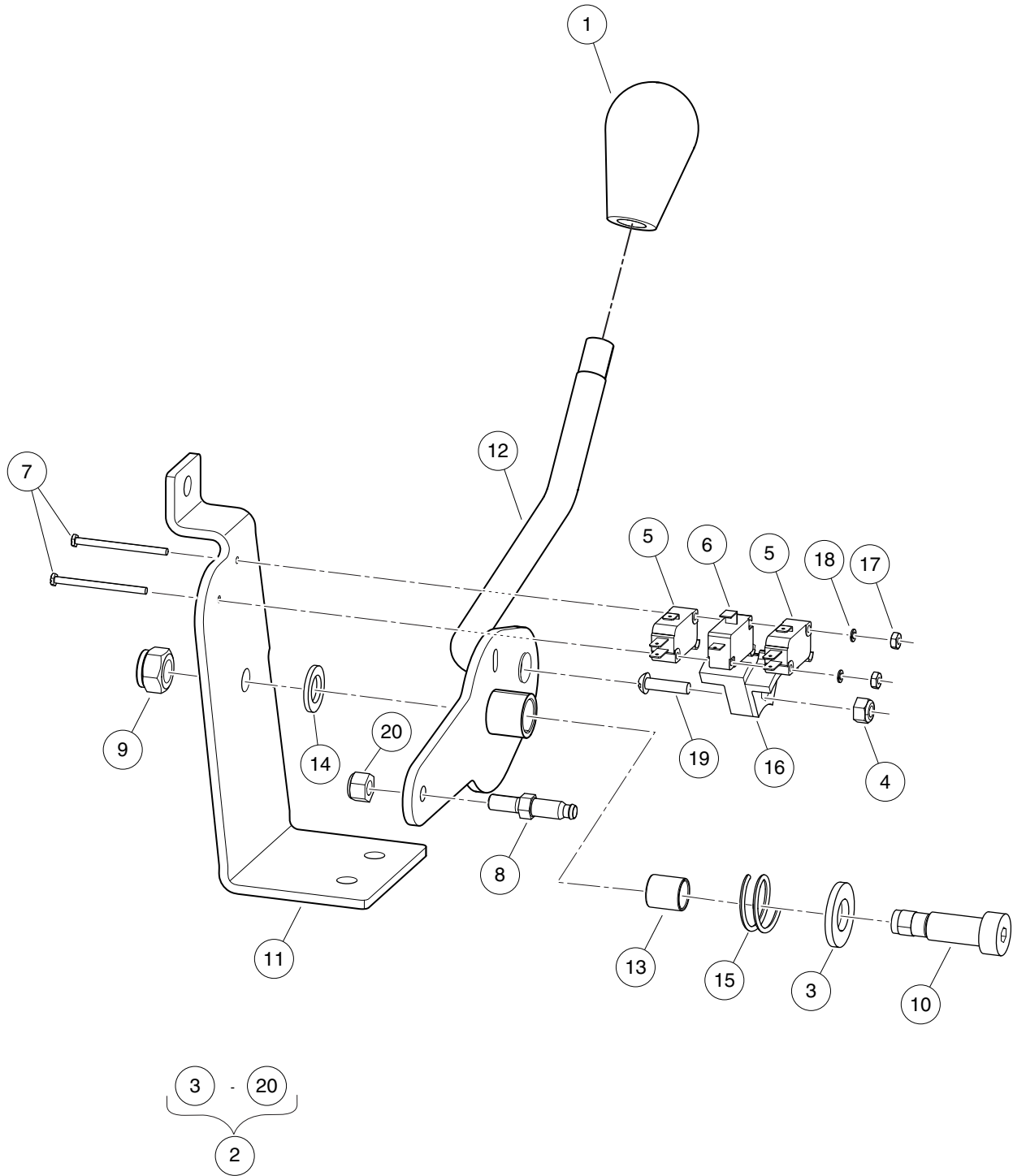
G

UNITIZED TRANSAXLE – CARBURETED GAS VEHICLES

12

G

12
G



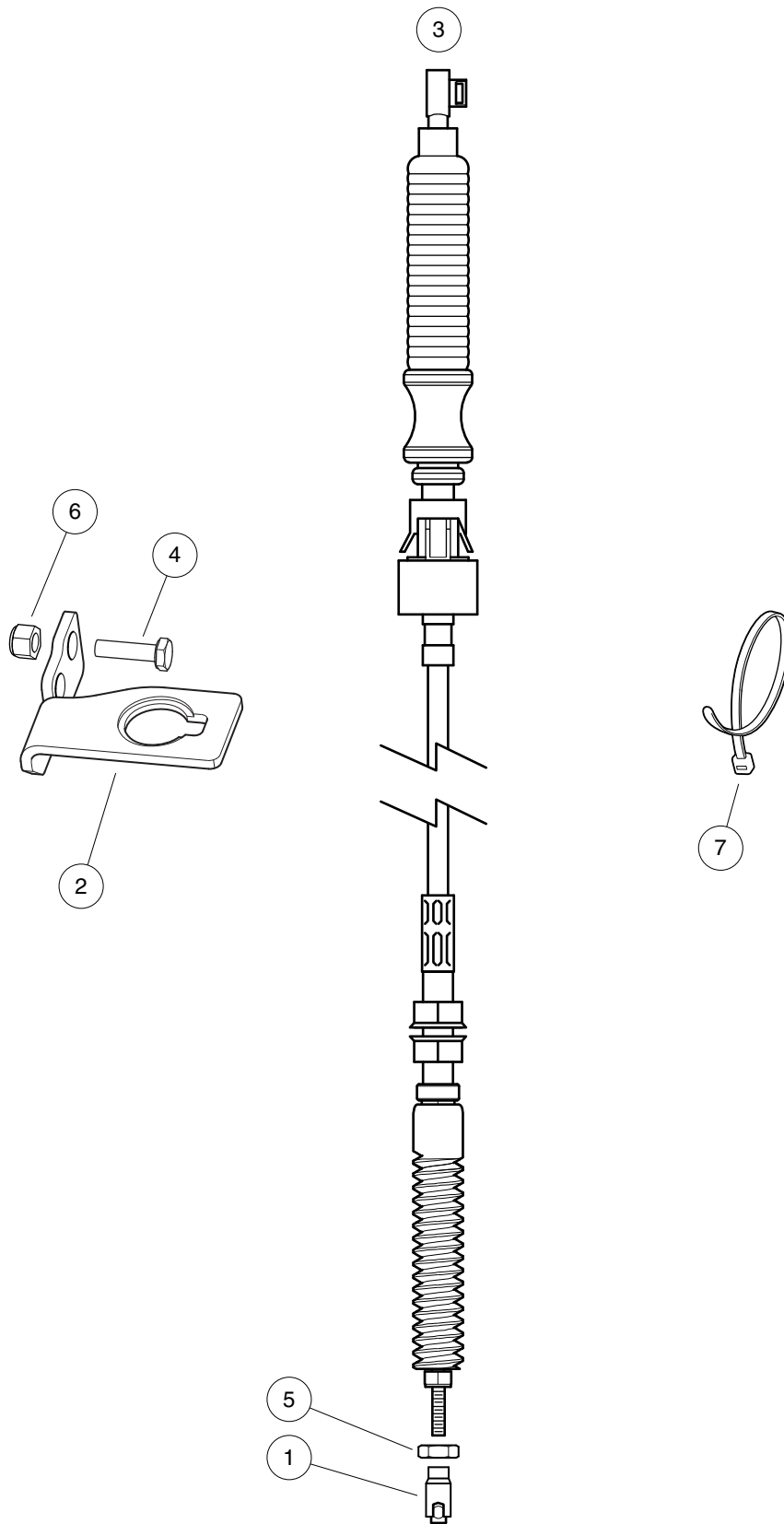
000563-001

FORWARD/REVERSE SHIFTER

ITEM	PART NO.	DESCRIPTION	QTY
		1 2 3 4	
1	<u>102376001</u>	Knob, FNR, Shifter	1
2	<u>102969901</u>	Asm, Shifter, FNR (includes items 3 through 20)	1
3	<u>1010028</u>	Washer, 1/2 Type A Flat	1
4	<u>1013061</u>	Locknut, #10-32 Nylon Insert	1
5	<u>1014807</u>	Switch, Limit	2
6	<u>1014808</u>	Switch, Limit	1
7	<u>1015878</u>	Screw, #4-40 Hex Head Machine	2
8	<u>102526201</u>	Stud, Thread, 1/4-28	1
9	<u>102616701</u>	Locknut, M10x1.5 Nylon Insert	1
10	<u>102684602</u>	Shoulder Bolt, M12 X 25.0	1
11	<u>102969401</u>	Bracket, Shifter, FNR	1
12	<u>102969801</u>	Weldment, Shift Lever, FNR	1
13	<u>103173301</u>	Bushing, Greaseless, 12mm Id	1
14	<u>103177401</u>	Washer, Thrust, Shifter, FNR	1
15	<u>103192701</u>	Spring, Comp, .97 Od X.75 L	1
16	<u>103369501</u>	Cam, Limit Switch, Fnr Shifter	1
17	<u>8057</u>	Nut, #4-40 Hex Machine	2
18	<u>8058</u>	Lockwasher, #4 Split	2
19	8104	Screw, #10-32 X .75 Rd Hd Mach	1
20	<u>8717</u>	Locknut, Nylon Insert, 1/4-28	1

12

G



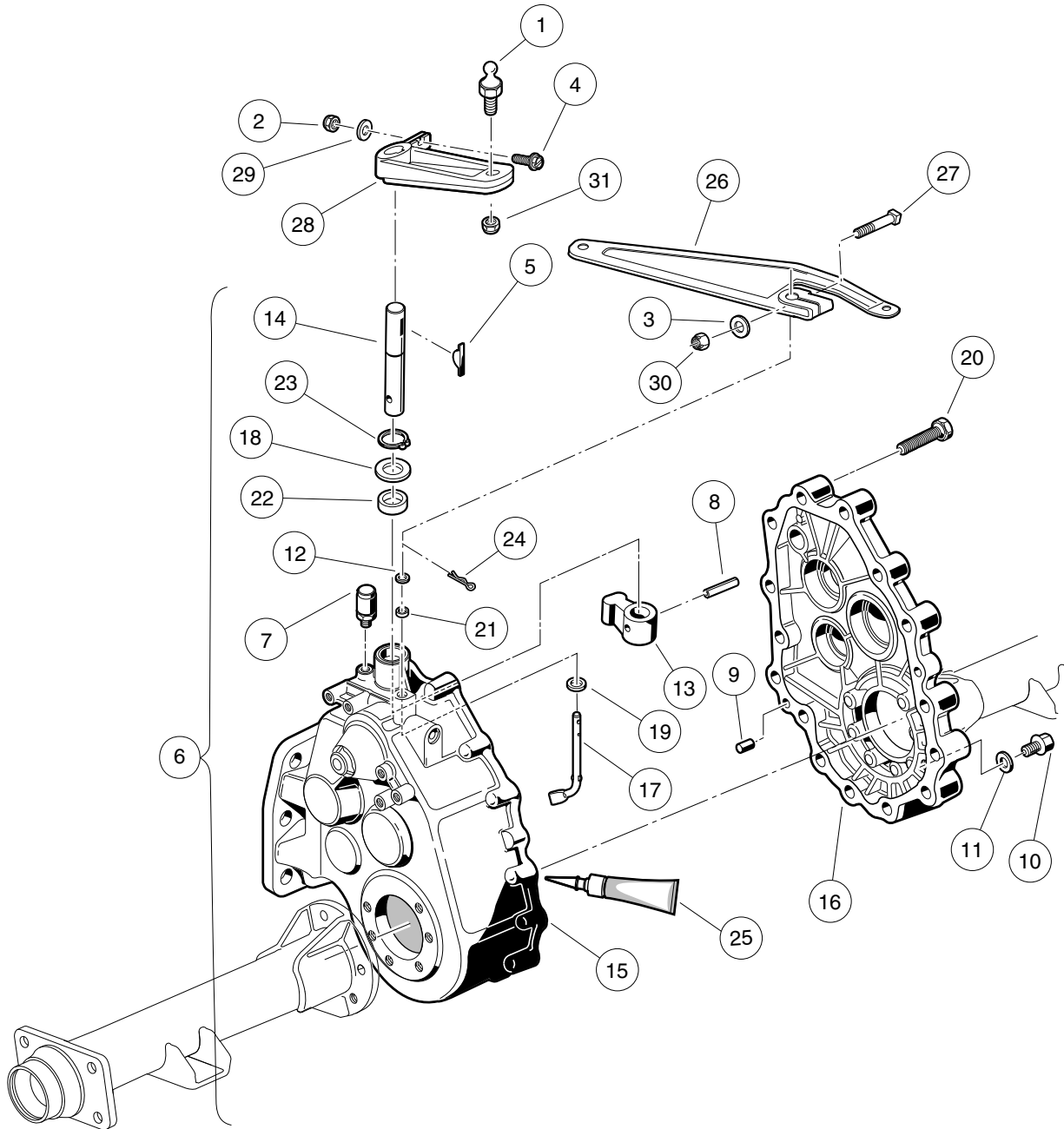
001071-001

SHIFTER CABLE – TURF/CARRYALL 1 AND XRT850

ITEM	PART NO.	DESCRIPTION	QTY
		1 2 3 4	
1	<u>1012333</u>	Joint, #10-32 Ball	1
2	<u>103295101</u>	Brkt, Spt, Cable End, Fnr	1
3	<u>103295201</u>	Cable, Trans, Ball End, 1550mm	1
4	304	Screw, 1/4-20 X 1.0 Hex-Head Cap	2
5	<u>7893</u>	Nut, #10-32 Hex	1
6	<u>8233</u>	Locknut, 1/4-20, Nylon Insert	2
7	<u>8639</u>	Tie Wrap, 11" Nylon	A/R

12

G



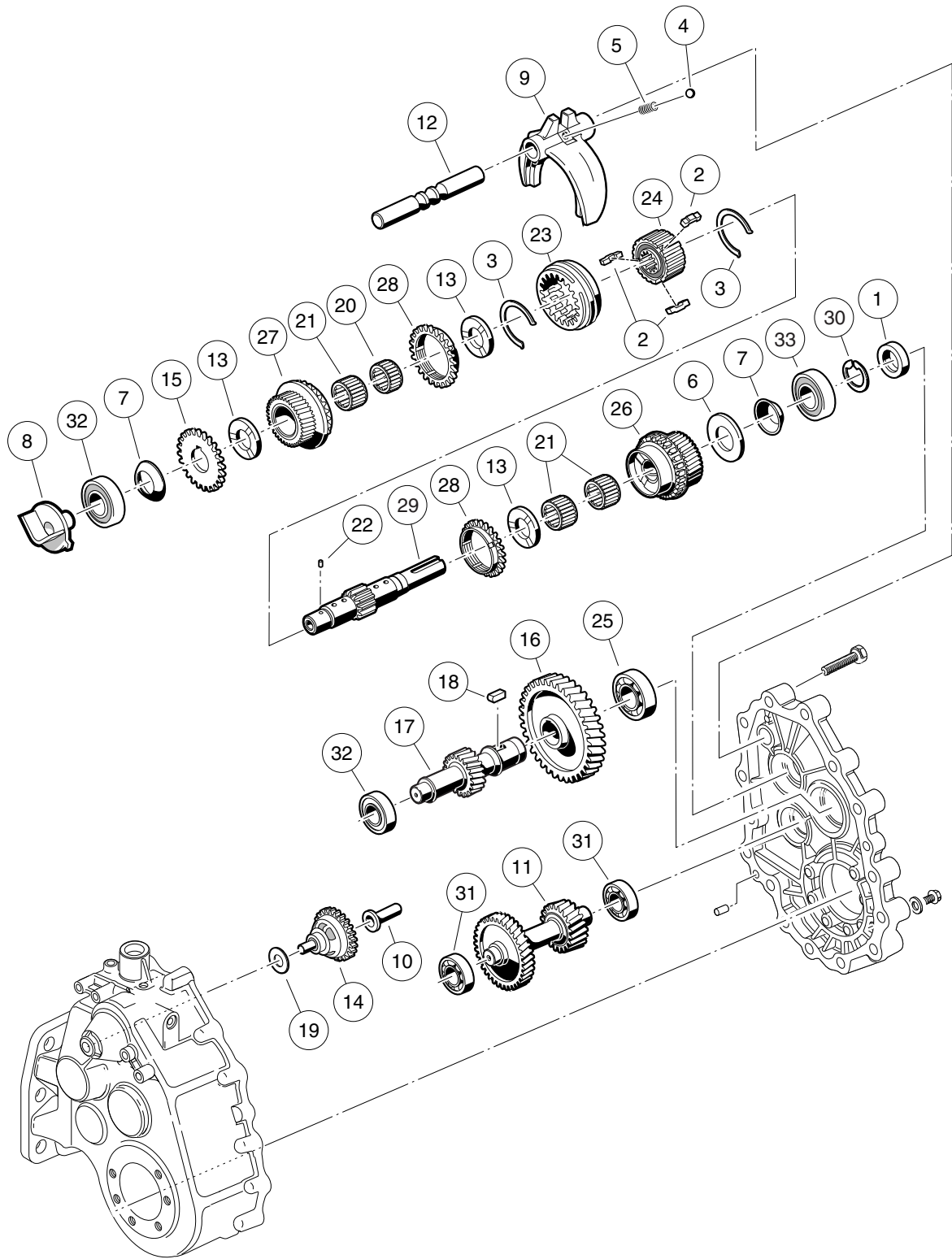
000220-005

KAWASAKI TRANSAXLE – GEAR CASES AND BRACKETS

12

G

ITEM	PART NO.	DESCRIPTION	QTY
		1 2 3 4	
1	<u>1010954</u>	Stud, Ball, 1/4-28 X 0.560	1
2	<u>1013061</u>	Locknut, #10-32 Nylon Insert	1
3	<u>1014007</u>	Washer, 1/4, Flat	1
4	<u>1017082</u>	Screw, #10-32 X 0.75, Hex-Head Machine	1
5	<u>1017231</u>	Key, Woodruff	1
6	<u>101833601</u>	Transaxle, 11.77 Ratio (includes items 7 through 25)	1
7	<u>1012711</u>	Breather	1
8	<u>1012752</u>	Roll Pin	1
9	<u>1012896</u>	Pin, Dowel	2
10	<u>1013760</u>	Fill Plug	2
11	<u>1016432</u>	Gasket, Drain Plug	1
12	<u>1016513</u>	Washer, M6 Flat	1
13	<u>101890101</u>	Lever, Drive Selector	1
14	<u>101890201</u>	Shaft, Drive Selector	1
15	<u>101890501</u>	Gear Case (driver side)	1
16	<u>101890601</u>	Gear Case (passenger side)	1
17	<u>101891301</u>	Arm Pivot	1
18	<u>101892901</u>	Washer	1
19	<u>101893801</u>	Washer	1
20	<u>101926901</u>	Screw, M8-1.25 X 40mm Hex-Head	15
21	<u>101927101</u>	Seal, Oil	1
22	<u>101927201</u>	Seal, Oil	1
23	<u>101927301</u>	Snap Ring	1
24	<u>101928601</u>	Pin, Cotter	1
25	<u>101928701</u>	Liquid Gasket (Transaxle case)	1
26	<u>101834801</u>	Arm, Governor	1
27	<u>101886101</u>	Screw, 1/4-20 X 1.00, Square-Head	1
28	<u>102515401</u>	Lever, Transmission Shift	1
29	<u>183</u>	Washer, #10, Type A, Flat	1
30	<u>8233</u>	Locknut, 1/4-20, Nylon Insert	1
31	<u>8717</u>	Locknut, Nylon Insert, 1/4-28	1
<p>Note: Kawasaki transaxle component listings span three pages. To identify your transaxle, locate the serial number decal on the axle tube.</p>			



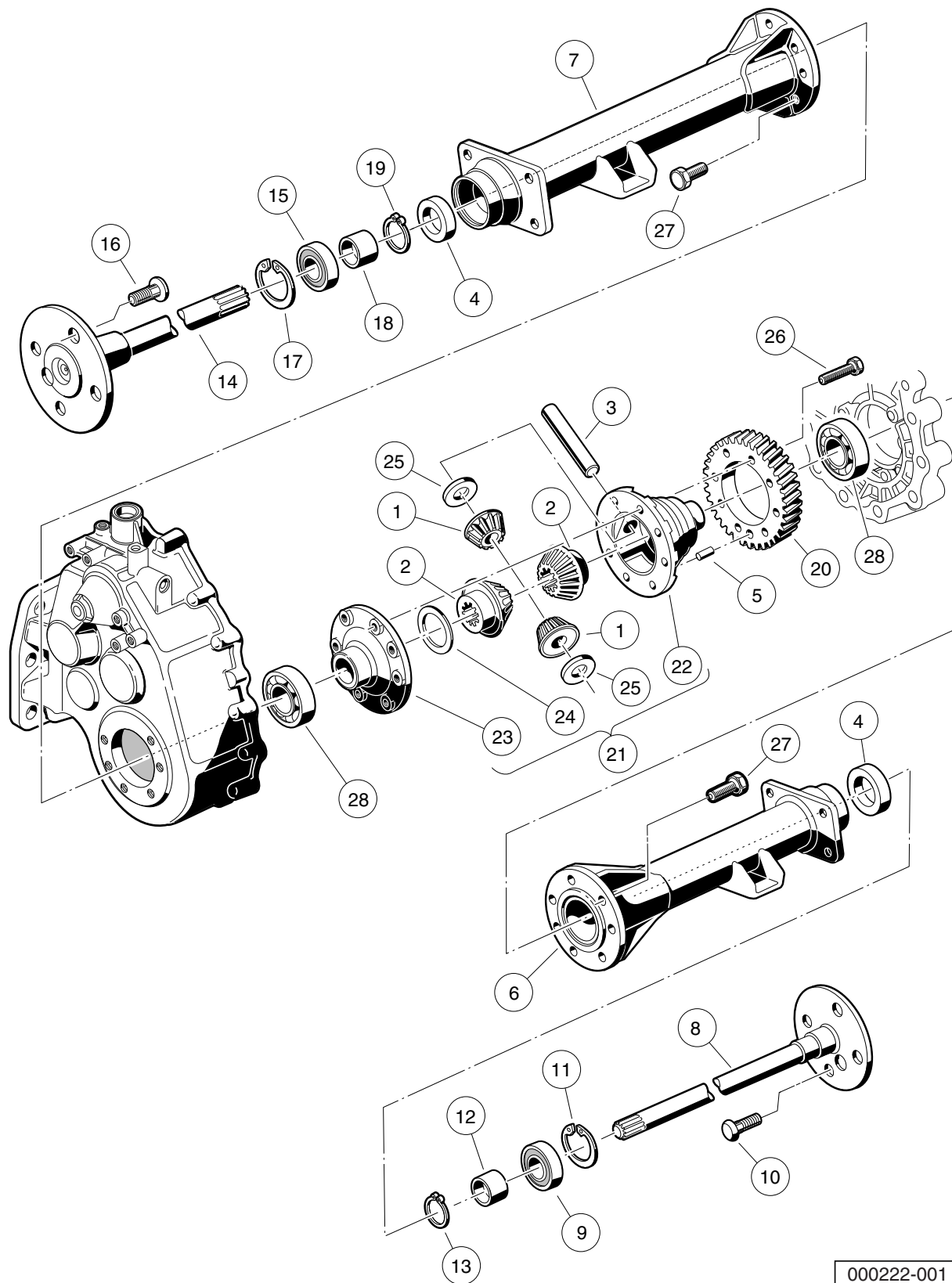
000221-001

KAWASAKI TRANSAXLE – F&R TRANSMISSION AND GEAR REDUCTION

12

G

ITEM	PART NO.	DESCRIPTION	QTY
		1 2 3 4	
1	<u>1012714</u>	Oil Seal	1
2	<u>1012740</u>	Synchro Insert	3
3	<u>1012741</u>	Synchro Spring	2
4	<u>1012747</u>	Shifter Ball	1
5	<u>1012748</u>	Shifter Spring	1
6	<u>1016337</u>	Washer, Thrust	1
7	<u>1016338</u>	Washer, Spring	2
8	<u>101889401</u>	Guide	1
9	<u>101890001</u>	Fork - Shift	1
10	<u>101891601</u>	Sleeve, Governor	1
11	<u>101891901</u>	Gear, Cluster	1
12	<u>101892001</u>	Rod, Shift	1
13	<u>101892201</u>	Plate, Thrust	3
14	<u>101892301</u>	Governor Assembly	1
15	<u>101892401</u>	Gear, Spur	1
16	<u>101892501</u>	Gear, Helical (61 Tooth)	1
17	<u>101892601</u>	Gear, Helical (17 Tooth)	1
18	<u>101893201</u>	Key Sunk	1
19	<u>101893901</u>	Washer	1
20	<u>101927501</u>	Needle Bearing	1
21	<u>101927601</u>	Needle Bearing	3
22	<u>101927701</u>	Pin, .116" Dia X 0.264 Dowel	1
23	<u>101927901</u>	Sleeve, Synchro	1
24	<u>101928001</u>	Hub, Synchro Clutch	1
25	<u>101928101</u>	Bearing, Ball	1
26	<u>101980801</u>	Gear Assembly, 16-Degree Synchro (25 Tooth)	1
27	<u>101980901</u>	Gear Assembly, 16-Degree Rear Synchro (28 Tooth)	1
28	<u>101981001</u>	Ring, 16-Degree Synchronizer	2
29	<u>102453001</u>	Shaft, Trans, with Circlip	1
30	<u>102453101</u>	Circlip	1
31	<u>7335</u>	Bearing	2
32	<u>AM10080</u>	Bearing, Ball, Sealed	2
33	<u>AM10081</u>	Bearing, Ball, Sealed	1
Note: To identify your transaxle, locate the serial number decal on the axle			



000222-001

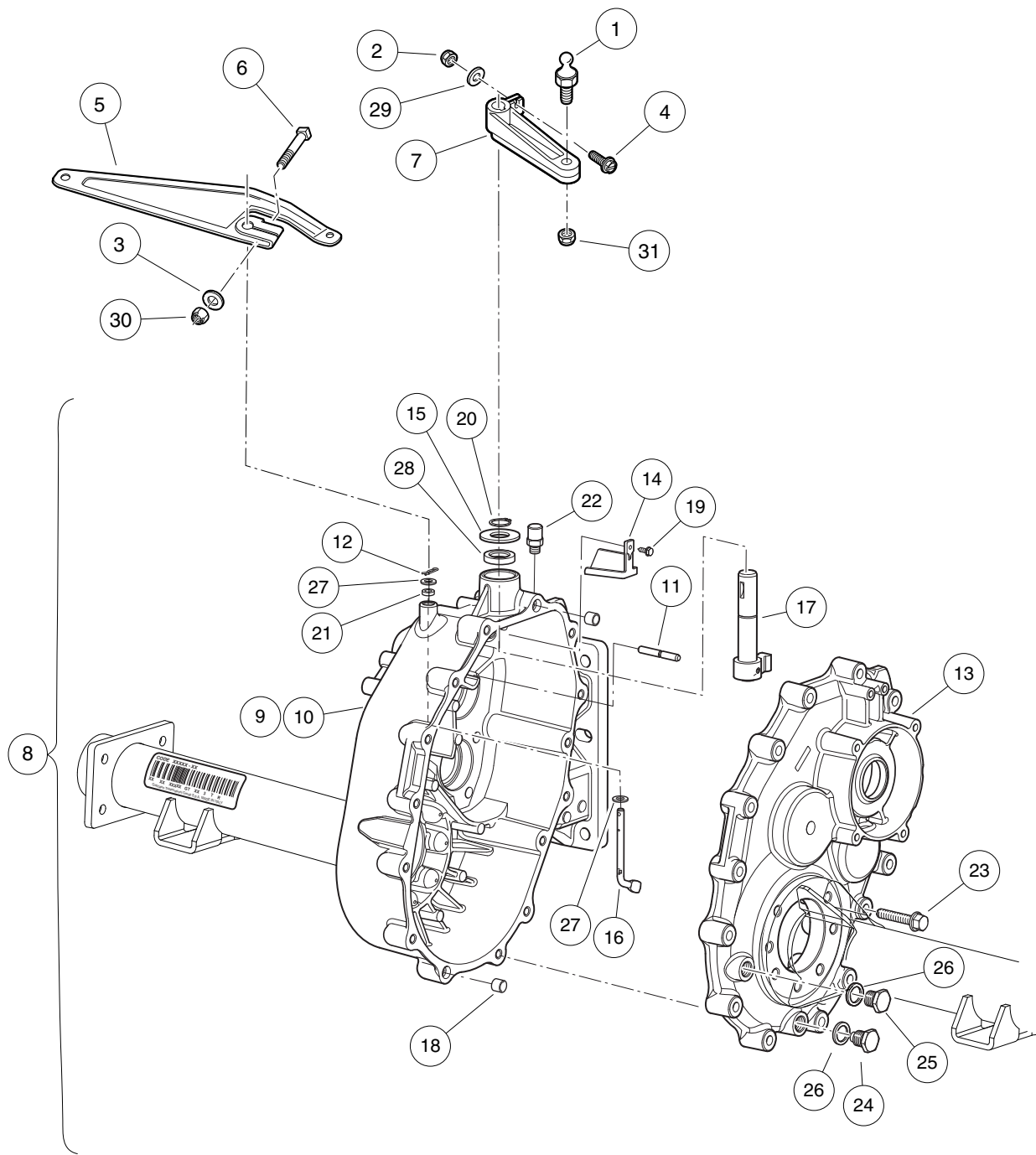
KAWASAKI TRANSAXLE – DIFFERENTIAL AND AXLES

ITEM	PART NO.	DESCRIPTION	QTY
		1 2 3 4	
1	<u>1013770</u>	Differential Idler Gear	2
2	<u>1013771</u>	Gear, Differential	2
3	<u>1013772</u>	Pin, Differential	1
4	<u>1013794</u>	Axle Shaft Oil Seal	2
5	N/A	Dowel Pin	1
6	<u>101890901</u>	Axle Tube (Passenger Side)	1
7	<u>101891001</u>	Axle Tube (Driver Side)	1
8	<u>101891401</u>	Axle Assembly, Passenger Side (includes items 9 through 13)	1
9	<u>1011291</u>	Outer Axle, Tube Bearing	1
10	<u>1013787</u>	Lug Stud	4
11	<u>1013792</u>	Circlip Type C	1
12	<u>1014207</u>	Bushing	1
13	<u>1016672</u>	Retaining Ring	1
14	<u>101891501</u>	Axle Assembly, Driver-Side (includes items 15 through 19)	1
15	<u>1011291</u>	Outer Axle, Tube Bearing	1
16	<u>1013787</u>	Lug Stud	4
17	<u>1013792</u>	Circlip Type C	1
18	<u>1014207</u>	Bushing	1
19	<u>1016672</u>	Retaining Ring	1
20	<u>101892701</u>	Gear, Helical	1
21	<u>101910501</u>	Kit, Differential Gear Case (includes items 22 through 25)	1
22	<u>1013768</u>	Differential Gear Case, Left-Hand	1
23	<u>1013769</u>	Differential Gear Case, Right-Hand	1
24	<u>1013773</u>	Plate, Thrust (Differential Gear)	1
25	<u>1013774</u>	Plate, Thrust (Idler Gear)	2
26	<u>101928301</u>	Screw, M8-1.25 X 35mm Hex Head	8
27	<u>102031901</u>	Bolt, M10 X 1.5 X 30mm	14
28	<u>7330</u>	Inner Axle Tube Bearing	2
Note: To identify your transaxle, locate the serial number decal on the axle			

12

G

12
G



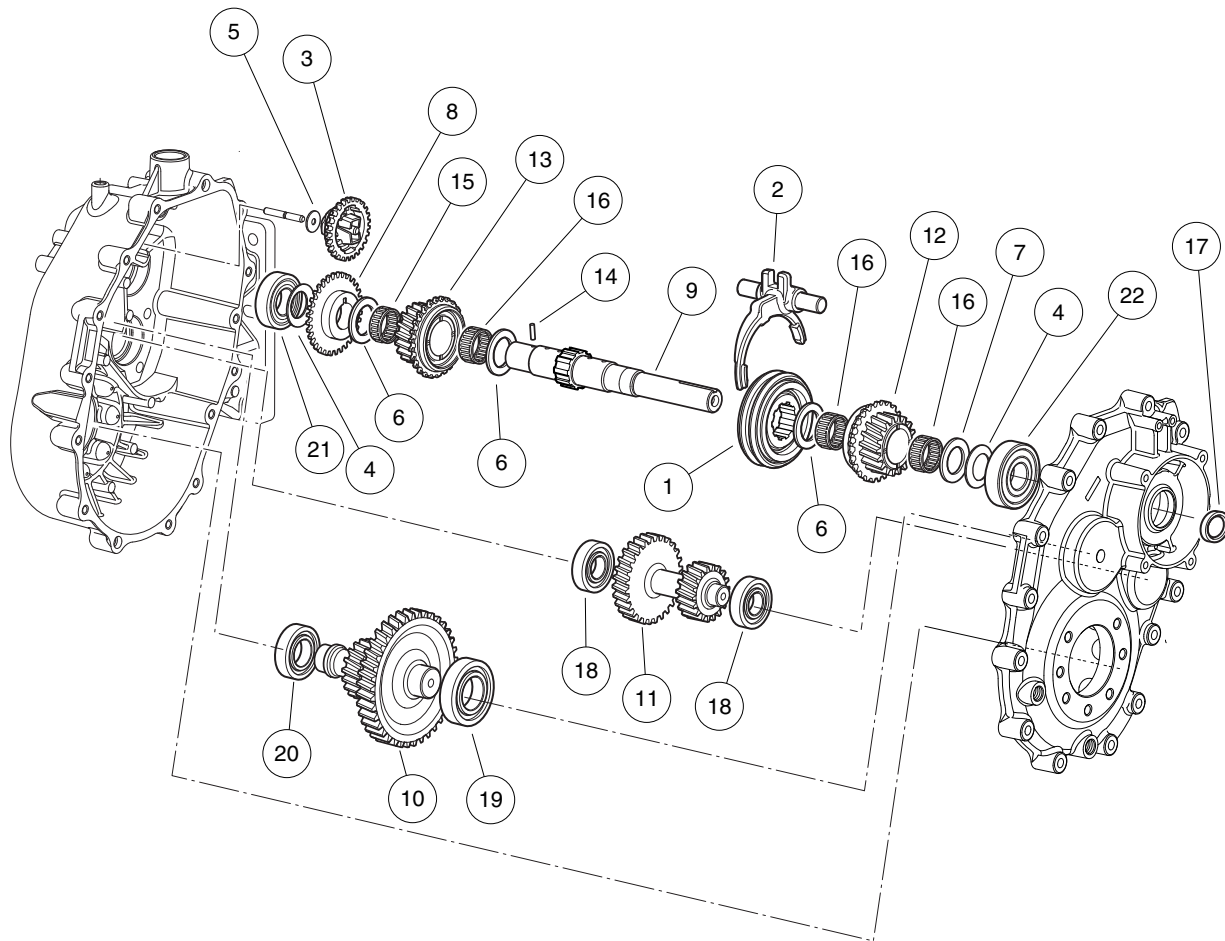
000680-009

GRAZIANO TRANSAXLE – GEAR CASES AND LEVERS

ITEM	PART NO.	DESCRIPTION	QTY
		1 2 3 4	
1	<u>1010954</u>	Stud, Ball, 1/4-28 X 0.560	1
2	<u>1013061</u>	Locknut, #10-32 Nylon Insert	1
3	<u>1014007</u>	Washer, 1/4, Flat	1
4	<u>1017082</u>	Screw, #10-32 X 0.75, Hex-Head Machine	1
5	<u>101834801</u>	Arm, Governor	1
6	<u>101886101</u>	Screw, 1/4-20 X 1.00, Square-Head	1
7	<u>102515401</u>	Lever, Transmission Shift	1
8	<u>102896801</u>	Transaxle, Unitized, Graziano (includes items 9 through 28)	1
9	<u>102896901</u>	Gear Box (Driver-Side) (includes items 10 and 11)	1
10	N/A	Gear Box	1
11	N/A	Pin, Speed Governor	1
12	<u>102897401</u>	Pin, Split	1
13	<u>102897501</u>	Cover, Gear Box (Passenger-Side)	1
14	<u>102897601</u>	Conveyor, Oil	1
15	<u>102897801</u>	Washer, Thrust	1
16	<u>102897901</u>	Lever, Speed Governor	1
17	<u>102898201</u>	Unit, Drive Selector	1
18	<u>102899101</u>	Dowel	2
19	<u>102899201</u>	Screw	1
20	<u>102899401</u>	Ring, Snap	1
21	<u>102899701</u>	Grommet	1
22	<u>102899801</u>	Breather	1
23	<u>102900001</u>	Screw	15
24	<u>102900101</u>	Drain Plug, Magnetic	1
25	<u>102900201</u>	Fill Plug	1
26	<u>102900301</u>	Seal	2
27	<u>102900601</u>	Washer	2
28	<u>102900901</u>	Grommet	1
29	<u>183</u>	Washer, #10, Type A, Flat	1
30	<u>8233</u>	Locknut, 1/4-20, Nylon Insert	1
31	<u>8717</u>	Locknut, Nylon Insert, 1/4-28	1
		<p>Note: Graziano transaxle component listings span three pages. To identify your transaxle, locate the serial number decal on the axle tube.</p>	

12

G



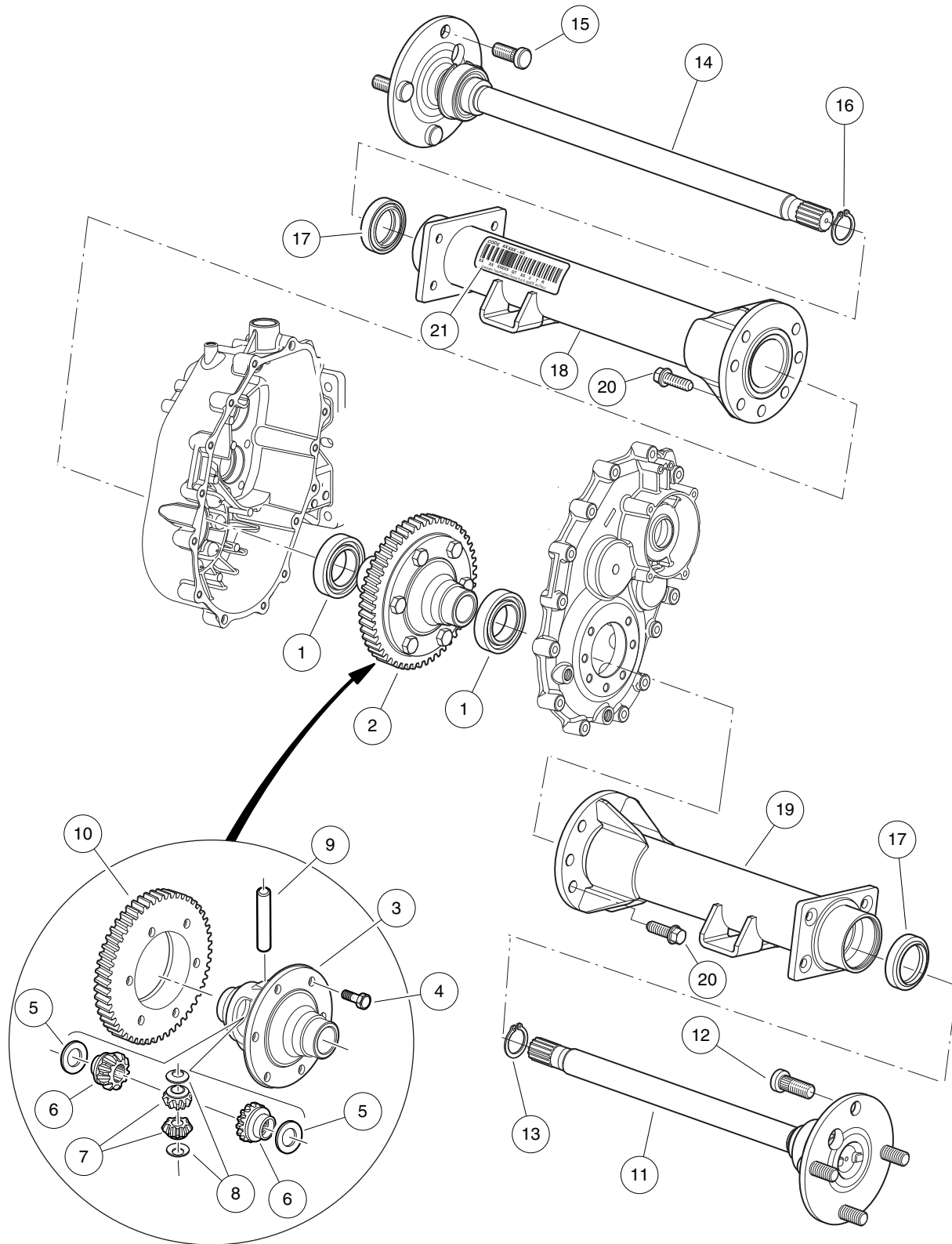
000680-006

GRAZIANO TRANSAXLE – F&R TRANSMISSION AND GEAR REDUCTION

12

G

ITEM	PART NO.	DESCRIPTION	QTY
		1 2 3 4	
1	<u>102897201</u>	Synchronizer, Complete	1
2	<u>102897301</u>	Fork, Complete	1
3	<u>102897701</u>	Assembly, Speed Governor	1
4	<u>102898001</u>	Washer, Belleville	2
5	<u>102898101</u>	Bearing, Thrust	1
6	<u>102898301</u>	Bearing, Thrust	3
7	<u>102898401</u>	Washer, Thrust	1
8	<u>102898501</u>	Gear, Speed Governor	1
9	<u>102898601</u>	Shaft, Main	1
10	<u>102898701</u>	Shaft, Secondary	1
11	<u>102898801</u>	Shaft, Reverse Gear	1
12	<u>102898901</u>	Gear, Complete, 25t	1
13	<u>102899001</u>	Gear, Complete, 28t	1
14	<u>102899301</u>	Pin	1
15	<u>102899501</u>	Cage, Roller	1
16	<u>102899601</u>	Cage, Roller	3
17	<u>102899901</u>	Grommet	1
18	<u>102900401</u>	Bearing	2
19	<u>102900501</u>	Bearing, 62 Od X 30 Id X 16	1
20	<u>102900701</u>	Bearing	1
21	<u>102901001</u>	Bearing	1
22	<u>102901101</u>	Bearing	1
<p>Note: To identify your transaxle, locate the serial number decal on the axle tube.</p>			



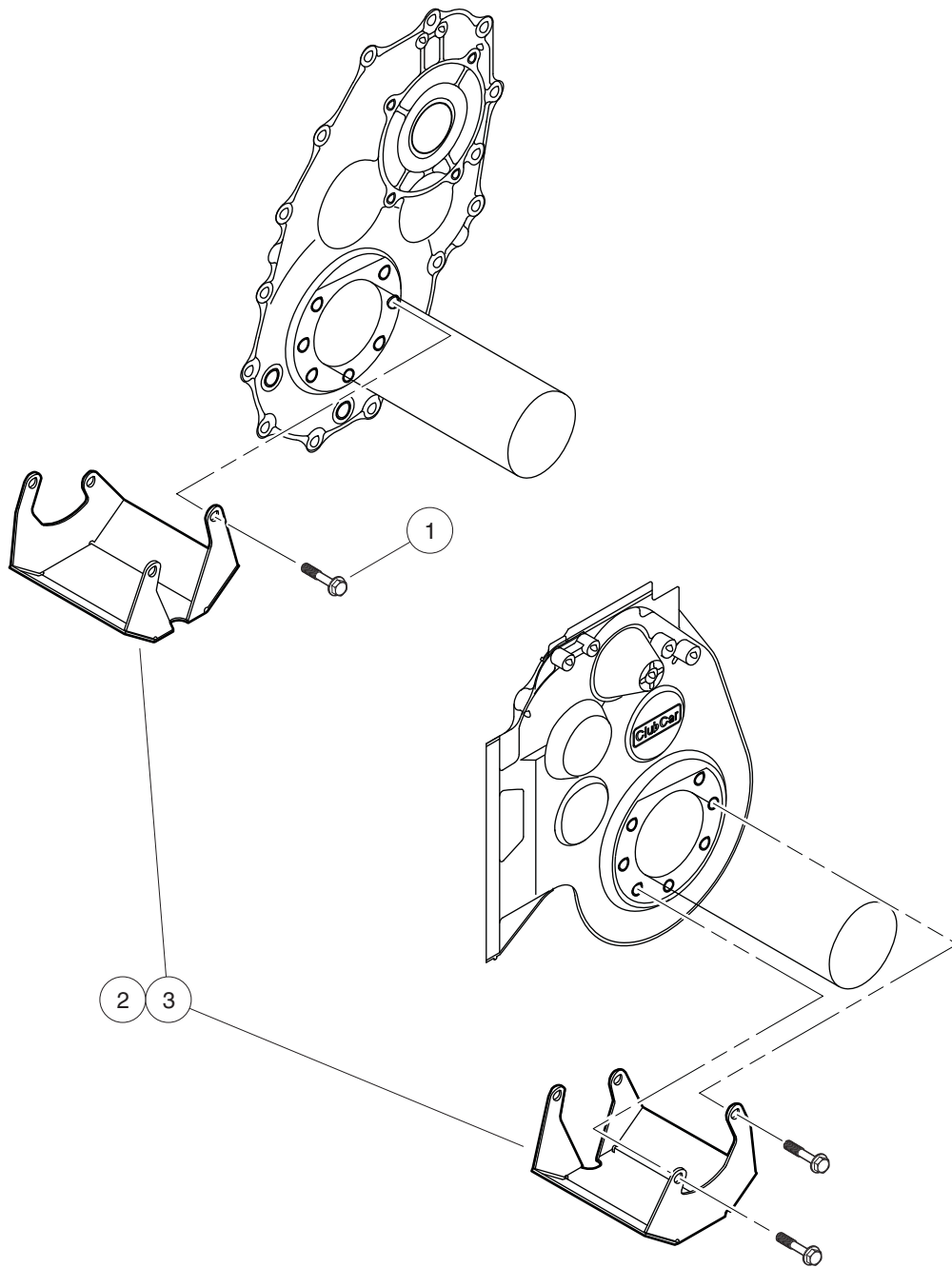
000681-002

GRAZIANO TRANSAXLE -DIFFERENTIAL AND AXLES

ITEM	PART NO.	DESCRIPTION	QTY
		1 2 3 4	
1	<u>102900801</u>	Bearing, 68 Od X 40 Id X 15	2
2	<u>102902001</u>	Assembly, Differential (includes items 3 through 10)	1
3	<u>102901201</u>	Box, Differential	1
4	<u>102901301</u>	Screw, M10 X 25	6
5	<u>102901401</u>	Ring, Sleeve	2
6	<u>102901501</u>	Gear, Sun	2
7	<u>102901601</u>	Gear, Planetary	2
8	<u>102901701</u>	Ring, Sleeve	2
9	<u>102901801</u>	Pin	1
10	<u>102901901</u>	Gear	1
11	<u>102902101</u>	Shaft, Axle, Short, Complete (Passenger-Side) (includes items 12 and 13)	1
12	<u>102902301</u>	Bolt, Stud	4
13	<u>102902401</u>	Snap Ring	1
14	<u>102902201</u>	Shaft, Axle, Long, Complete (Driver-Side) (includes items 15 and 16)	1
15	<u>102902301</u>	Bolt, Stud	4
16	<u>102902401</u>	Snap Ring	1
17	<u>102902501</u>	Seal, Lip	2
18	<u>102902601</u>	Axle Tube, (Driver-Side)	1
19	<u>102902701</u>	Axle Tube, (Passenger-Side)	1
20	<u>102902801</u>	Screw, M10 X 30	14
21	N/A	Tag, Serial	1
<p style="margin-left: 40px;">Note: To identify your transaxle, locate the serial number decal on the axle tube.</p>			

12

G



000366-001

DIFFERENTIAL GUARD – GASOLINE VEHICLE

ITEM	PART NO.	DESCRIPTION	QTY
		1 2 3 4	
1	<u>101926901</u>	Screw, M8-1.25 X 40mm Hex-Head	4
2	<u>101932902</u>	Diff Guard Unitized Kit (Includes Instructions) (includes item 3)	1
3	N/A	Guard, Unitized Differential	1

12

G

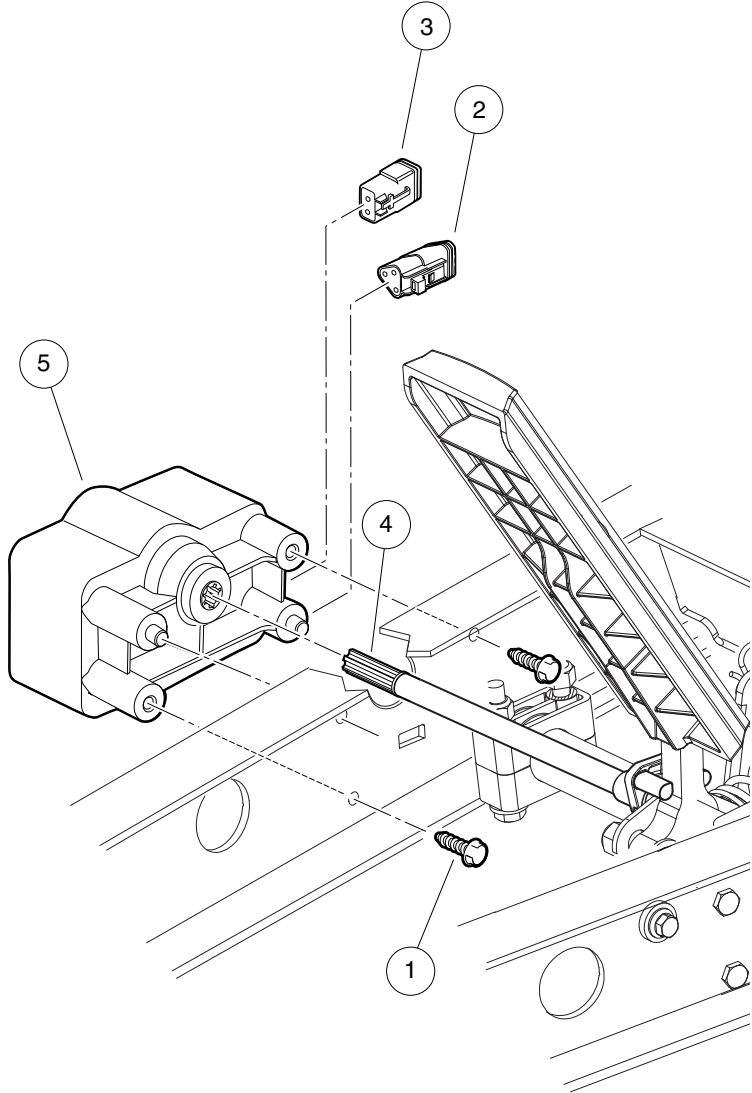
12

G

ELECTRICAL SYSTEM – ELECTRIC VEHICLES

13

E



001070-001

MOTOR CONTROLLER OUTPUT REGULATOR (MCOR)

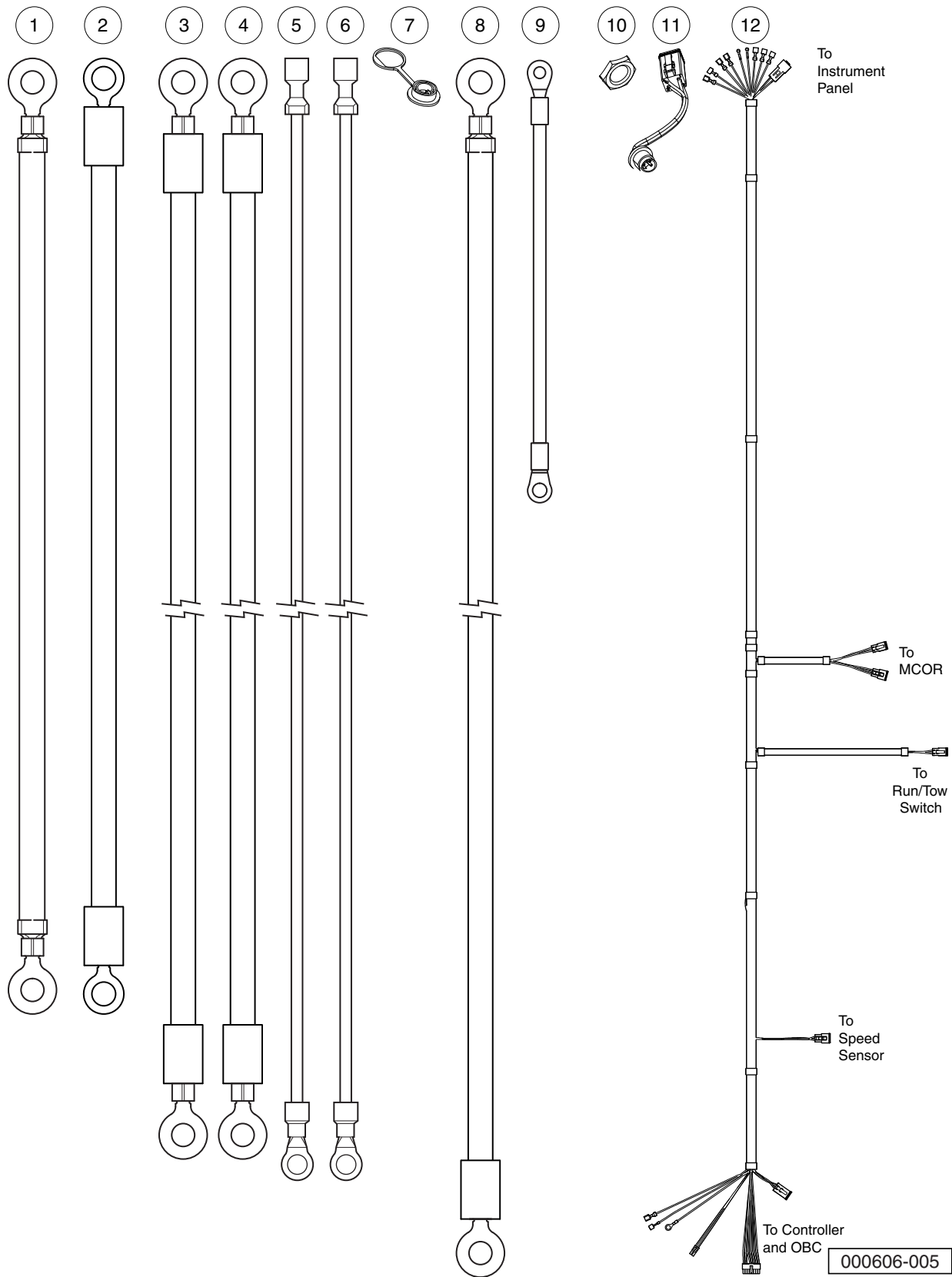
ITEM	PART NO.	DESCRIPTION	QTY
		1 2 3 4	
1	<u>1015752</u>	Screw, #12-16 X 0.625, Hi-Lo	2
2	<u>101920101</u>	Kit, 3-Pin Wedge Lock	1
3	<u>101936801</u>	Kit, 2-Pin Wedge Lock	1
4	102101001	Bar, Drive, Cast	1
5	<u>102101101</u>	MCOR	1

13

E

13

E



WIRING – XRT850 ELECTRIC

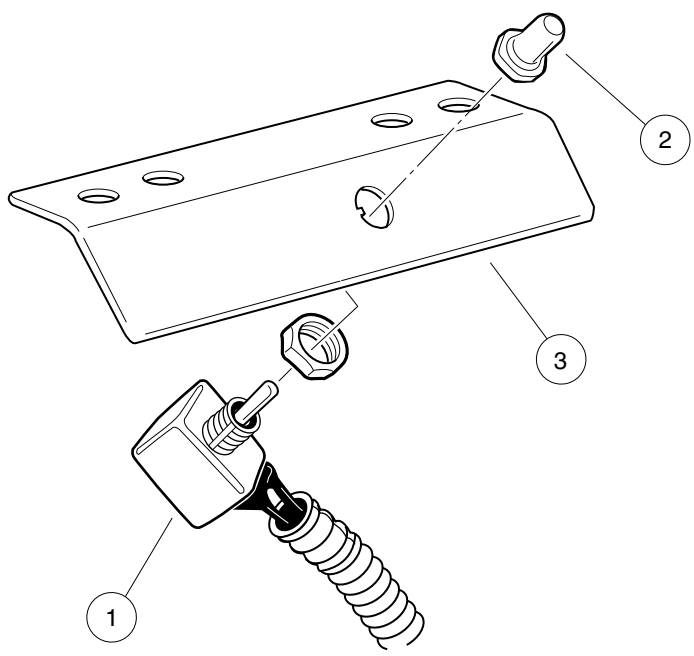
13

E

ITEM	PART NO.	DESCRIPTION	QTY
		1 2 3 4	
1	<u>101795701</u>	Asm, Wire, #6blk, 15 In	3
2	<u>101903001</u>	Wire Assembly #6 Yellow	1
3	<u>101968701</u>	Wire Assy, #6 White	1
4	<u>101978001</u>	Wire Assy, #6 Green	1
5	<u>101978101</u>	Asm, Wire, #10 Orange 5/16	1
6	<u>101978201</u>	Asm, Wire, #10 Blue 5/16	1
7	<u>102196901</u>	Dust Cap	1
8	<u>102199601</u>	Wire Asm, #6 Red, 37.7	1
9	<u>102263601</u>	Wire Assy, #10 Black	1
10	<u>102572401</u>	Nut, Diagnostic Port	1
11	<u>103218601</u>	Harness, Diagnostic Port	1
12	<u>103221801</u>	Asm, Wire Harness, Electric	1

13

E



000605-002

TOW/RUN SWITCH – IQ SYSTEM

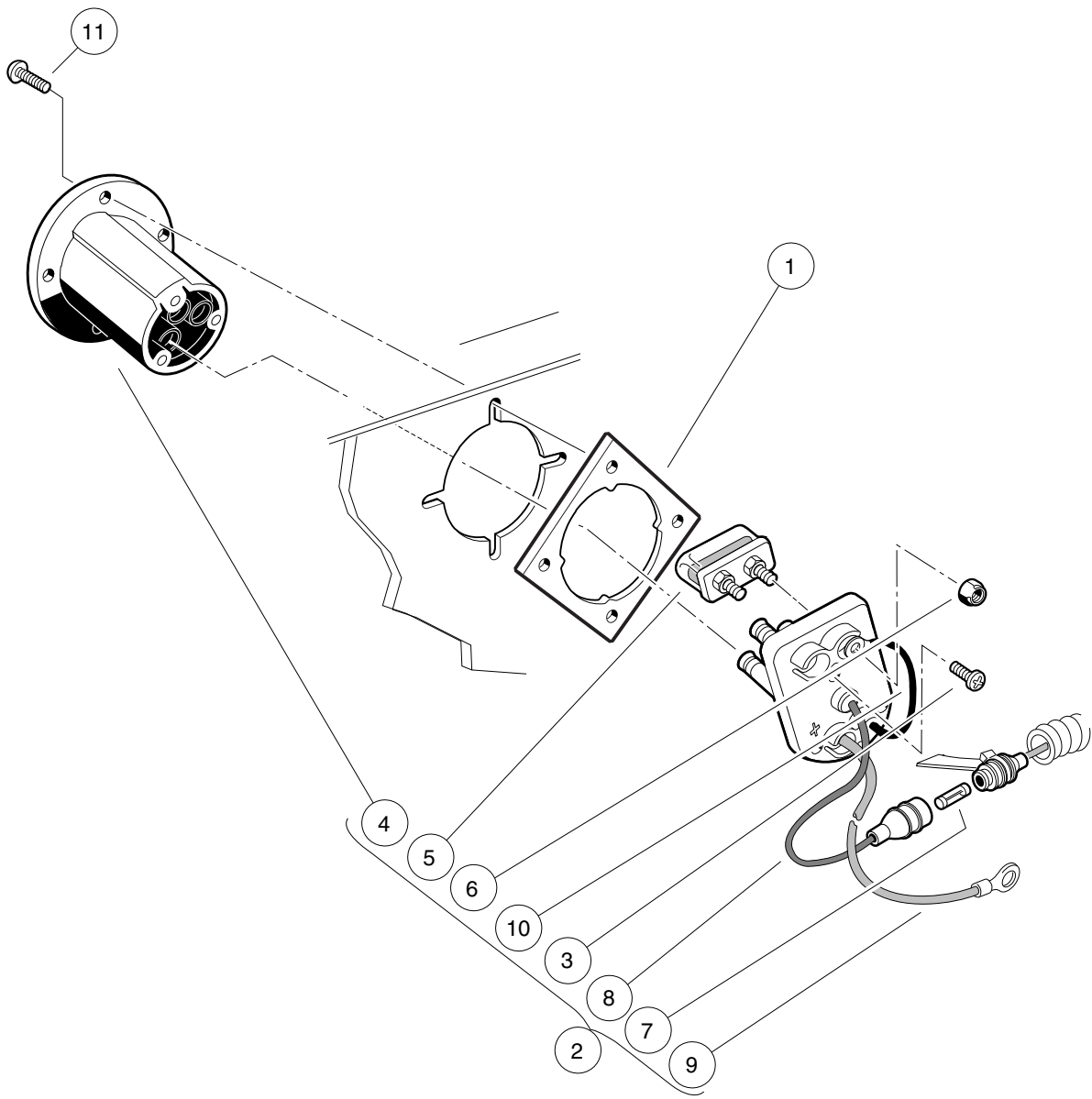
ITEM	PART NO.	DESCRIPTION	QTY
		1 2 3 4	
1	<u>101908101</u>	Switch Assembly, Tow/Run	1
2	<u>101908401</u>	Boot, Switch	1
3	<u>101922501</u>	Bracket, Tow/Run Switch Mounting	1

13

E

13

E



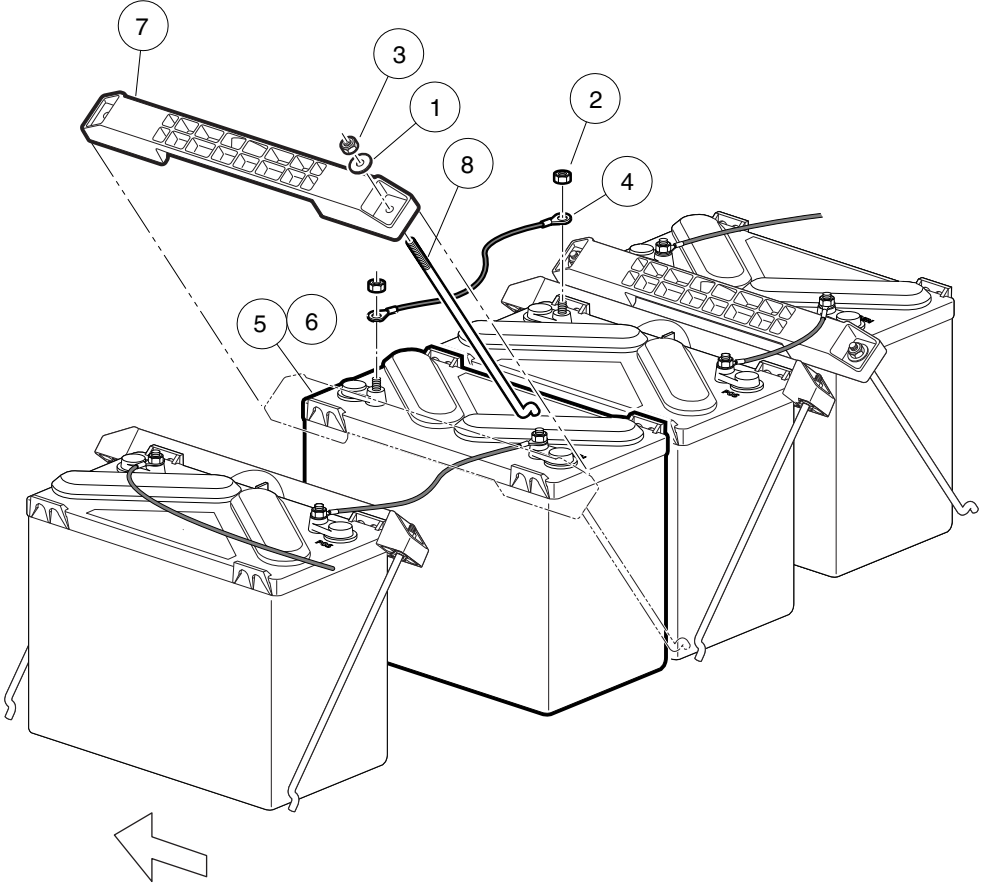
000369-001

BATTERY CHARGER RECEPTACLE

ITEM	PART NO.	DESCRIPTION	QTY
		1 2 3 4	
1	<u>101801001</u>	Plate, Receptacle Backing	1
2	<u>101802101</u>	Fuse and Receptacle Assembly (includes items 3 through 10)	1
3	<u>1017705</u>	Screw, #8 X 5/8 Phillips Pan-Head Type AB	3
4	<u>101796501</u>	Receptacle	1
5	<u>101796801</u>	Fuse Assembly (includes item 6)	1
6	<u>1013061</u>	Locknut, #10-32 Nylon Insert	2
7	<u>101894901</u>	Fuse, 3/8-Amp	1
8	N/A	Wire Assembly, Sense Lead, Gray	1
9	N/A	Wire Assembly, #10 Red	1
10	N/A	Wire Assembly, #10 Black	1
11	<u>101832001</u>	Screw, #7-19 X 0.625 Phillips Pan-Head Tap	4

13

E



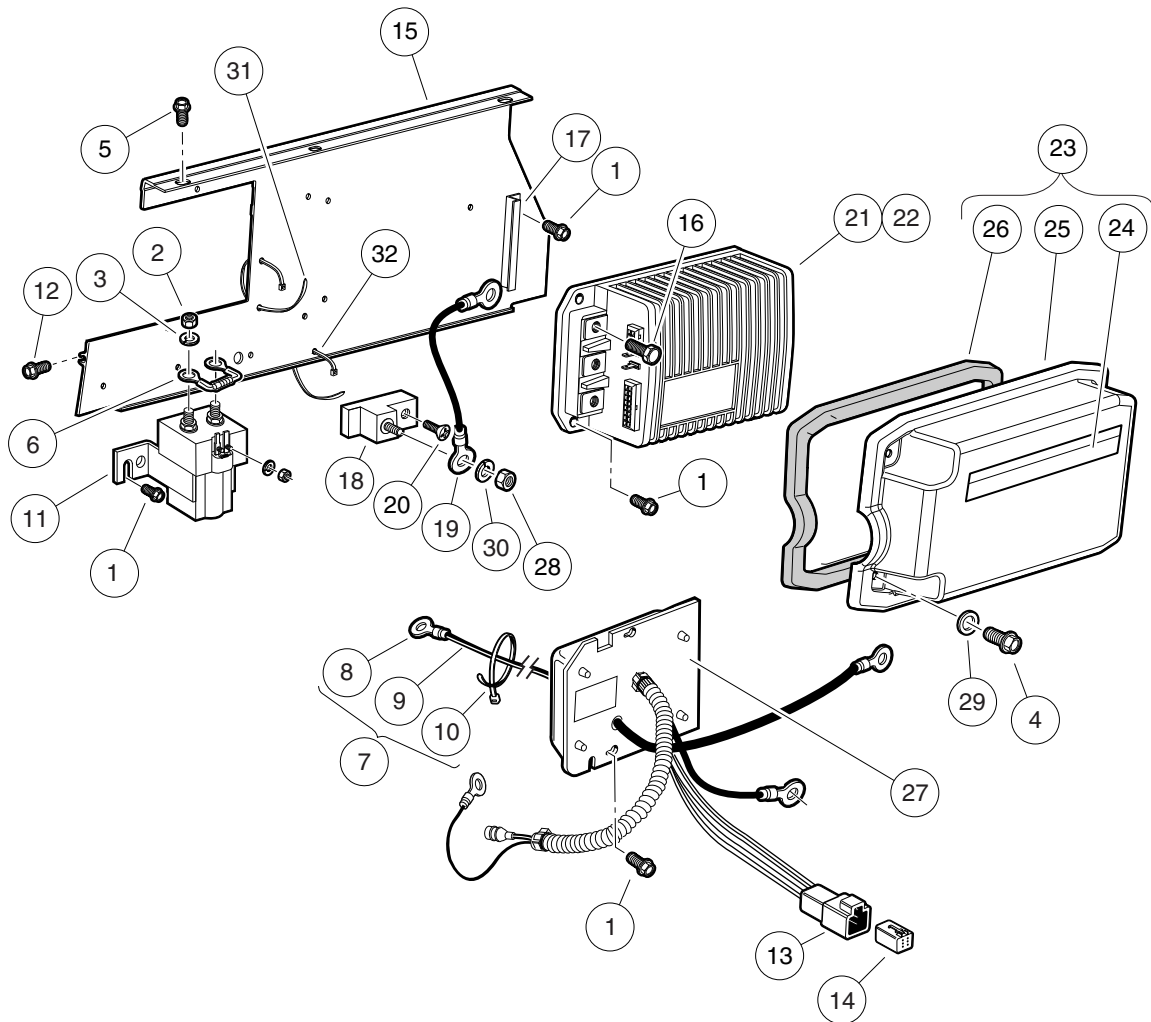
000241-002

BATTERIES, ELECTRIC VEHICLE

ITEM	PART NO.	DESCRIPTION	QTY
		1 2 3 4	
1	<u>1011697</u>	Washer, 5/16 Flat	8
2	<u>1014304</u>	Nut, 5/16-18 Stainless-Steel Hex	8
3	1015072	Locknut, 5/16-18 Nylon Insert	8
4	<u>101795701</u>	Asm, Wire, #6blk 13in	3
5	<u>102511301</u>	Battery, Ventmaster 12-Volt (Wet)	4
6	<u>102511302</u>	Battery, Ventmaster 12-Volt (Dry, also known as moist)	4
7	<u>102777401</u>	Battery Hold-Down	4
8	<u>102832601</u>	Bolt, Battery, J-	8

13

E



000607-003

COMPUTER, CONTROLLER, AND SOLENOID

ITEM	PART NO.	DESCRIPTION	QTY
		1 2 3 4	
1	<u>1012285</u>	Screw, 1/4 X 0.625 Hex-Head	14
2	<u>1012528</u>	Nut, M8-1.25 Hex	2
3	<u>1013734</u>	Lockwasher, 8mm Split	2
4	<u>1014063</u>	Screw, 1/4-20 X 1.00, Hex Head	2
5	<u>1014288</u>	Screw, 5/16-18 X 0.75, Thread-Forming	2
6	<u>1014947</u>	Resistor Assembly	1
7	101827801	Ground Wire Kit, 48-Volt (includes items 8 through 10)	1
8	101826801	Compression Lug	1
9	N/A	Wire Assembly, Black	1
10	<u>8990</u>	Tie Wrap, 8" Nylon	3
11	<u>101908703</u>	Solenoid, 48v W/ Diode	1
12	<u>101910401</u>	Screw, 5/16-18 X 1.25 Thrd Frm	2
13	<u>101932601</u>	Kit, 6-Pin Wedge Lock	1
14	<u>101932701</u>	Kit, 6-Pin Receptacle and Wedge Lock	1
15	<u>101965205</u>	Plate, Component Mounting	1
16	<u>102240501</u>	Bolt, Controller, Terminal	3
17	<u>102243101</u>	Extrusion, Cover Support	1
18	<u>102259801</u>	Terminal Block	1
19	<u>102263601</u>	Wire Assy, #10 Black	1
20	<u>102263701</u>	Screw, #10-24 X 0.75 Phillips, Thread-Forming	1
21	<u>102806201</u>	Controller, IQ, 48-volt	1
22	<u>102806203</u>	Controller, IQ, 48-volt, CE	1
23	<u>103316901</u>	Cover Asm - Controller (includes items 24 through 26)	1
24	<u>101931501</u>	Decal, Component Cover	1
25	<u>103316701</u>	Cover - Controller, Deep	1
26	<u>103316801</u>	Gasket - Controller Cover	1
27	103403101	Asm, Obc, Iq, V3.0	1
28	<u>1242</u>	Nut, 5/16-18 Hex	1
29	<u>332</u>	Washer, 1/4 Type A Narrow Flat	2
30	<u>7174</u>	Lockwasher, 5/16 Split	1
31	<u>8639</u>	Tie Wrap, 11" Nylon	1
32	<u>8990</u>	Tie Wrap, 8" Nylon	1

13

E

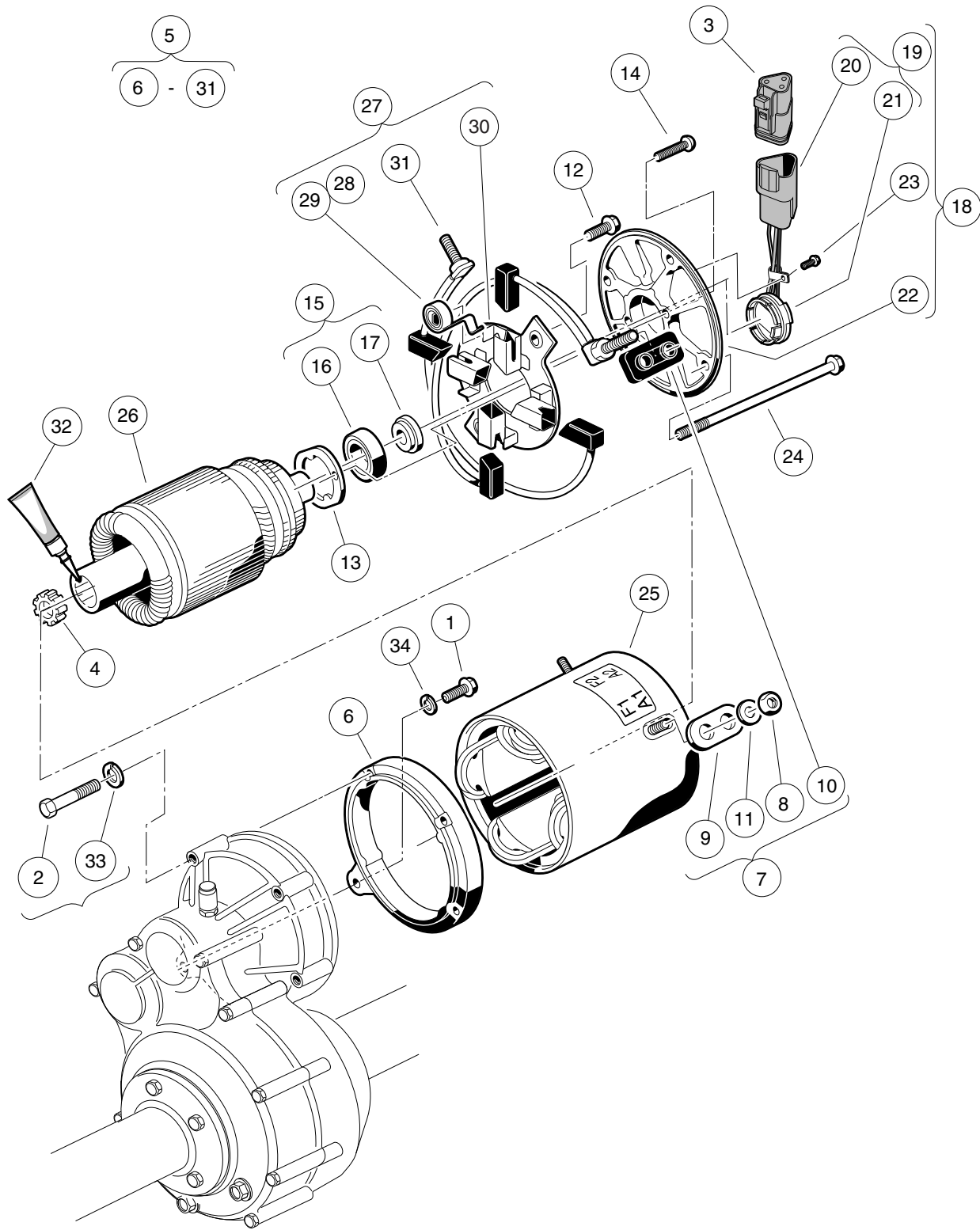
13

E

ELECTRIC MOTOR

14

E



000349-002

MOTOR (MODEL 5BC59JBS6390) – ELECTRIC VEHICLE

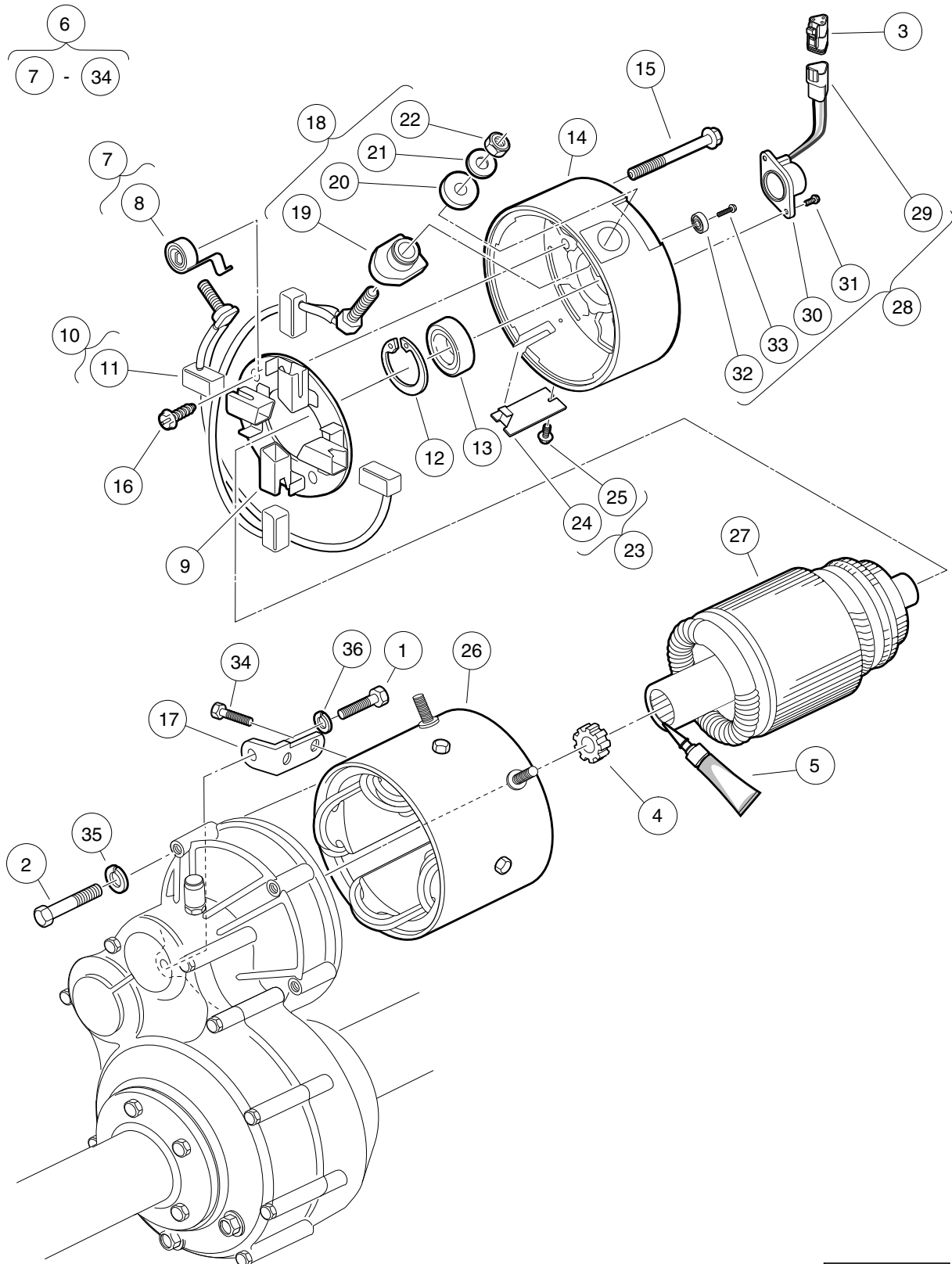
ITEM	PART NO.	DESCRIPTION	QTY
		1 2 3 4	
1	<u>1010934</u>	Screw, 5/16-18 X 1.00 Hex Cap	1
2	<u>1014201</u>	Screw, 1/4-20 X 2.25 Hex Cap	3
3	<u>101920101</u>	Kit, 3-Pin Wedge Lock	1
4	<u>102235201</u>	Bumper, Drive Unit	1
5	<u>102240104</u>	Motor, 48-Volt Non-Skew IQ (includes items 6 through 27)	1
6	<u>1017944</u>	End Shield	1
7	<u>1017947</u>	Hardware Package (includes items 8 through 11)	1
8	<u>1011280</u>	Locknut, 5/16-18	4
9	N/A	Insulator Bushing	2
10	N/A	Insulated Bushing	2
11	<u>1241</u>	Washer, 5/16 Type A Flat	4
12	<u>1017949</u>	Screw, #6-32 X 0.480 Hex-Head	2
13	<u>1017950</u>	Bearing Retainer	1
14	<u>1017953</u>	Screw, Bearing Retainer	2
15	<u>102265701</u>	Kit, Bearing and Magnet (includes items 16 and 17)	1
16	<u>1011290</u>	Ball Bearing	1
17	<u>102265801</u>	Magnet	1
18	<u>102265901</u>	Motor End Shield Asm (includes items 19 through 23)	1
19	<u>102265601</u>	Speed Sensor Assembly (includes items 20 and 21)	1
20	<u>101942301</u>	Kit, 3-Pin Wedge Lock	1
21	N/A	Sensor, Speed, without Connector	1
22	<u>102266001</u>	End Shield, Motor	1
23	<u>102267001</u>	Screw, #8-32 X 0.375 Hex-Head	1
24	<u>102266101</u>	Screw, #10 - 32 X 8.250	4
25	<u>103325701</u>	Stator Shell and Winding	1
26	<u>103325801</u>	Non Skew Armature	1
27	<u>103337601</u>	Brush Assembly, IQ Motor, Non-Skew (includes items 28 through 31)	1
28	<u>1011411</u>	Kit, Brush Spring (ge Motor) (includes item 29)	1
29	<u>1011285</u>	Brush Spring	4
30	<u>103325501</u>	Brush Rigging, Non-Skew Motor	1
31	<u>103325601</u>	Brush Set, Non-Skew	1
32	<u>102243403</u>	Lubricant, Moly-Teflon (Single-Use Tube)	1
33	<u>451</u>	Lockwasher, 1/4 Split	3
34	<u>7174</u>	Lockwasher, 5/16 Split	1

14

E

14

E



000185-001

MOTOR (MODEL EJ4-4001) – ELECTRIC VEHICLE

ITEM	PART NO.	DESCRIPTION	QTY
		1 2 3 4	
1	<u>1010934</u>	Screw, 5/16-18 X 1.00 Hex Cap	1
2	1014201	Screw, 1/4-20 X 2.25 Hex Cap	3
3	<u>101920101</u>	Kit, 3-Pin Wedge Lock	1
4	<u>102235201</u>	Bumper, Drive Unit	1
5	<u>102243403</u>	Lubricant, Moly-Teflon (Single-Use Tube)	1
6	<u>102705001</u>	IQ Electric Motor, 48-VDC 3.3 hp (includes items 7 through 34)	1
7	<u>102186001</u>	Spring Kit, Motor Brush (includes item 8)	1
8	N/A	Spring, Brush, S-g	4
9	<u>102186101</u>	Brush Box Assembly	1
10	<u>102186201</u>	Brush Kit, Motor (includes item 11)	1
11	N/A	Assembly, Brush and Terminal	2
12	N/A	Ring, 2.24" Internal Retaining	1
13	<u>102186401</u>	Bearing, Ball	1
14	<u>102186701</u>	End Cap, Motor	1
15	N/A	Screw, 1/4-20 X 2.25 Hex-Head Washer	2
16	<u>102186901</u>	Screw, #8-32 X .5 Hex-Head	2
17	<u>102187001</u>	L-Bracket, Motor	1
18	<u>102187101</u>	Hardware Kit, Motor Terminal (includes items 19 through 22)	2
19	N/A	Bushing, Nylon	2
20	N/A	Washer, Nylon Flat	2
21	N/A	Washer, Flat, 5/16 Steel	2
22	N/A	Nut, Brass Hex, 5/16 - 18	2
23	<u>102187201</u>	Plate Kit, Motor Cover (includes items 24 and 25)	1
24	N/A	Assembly, Cover Plate	1
25	N/A	Screw, #8-32 x 0.375, Taptite Thread	1
26	<u>102704701</u>	Frame and Field Assembly	1
27	<u>102704801</u>	Armature Assembly	1
28	<u>102704901</u>	Kit, Speed Sensor (includes items 29 through 33)	1
29	<u>101942301</u>	Kit, 3-Pin Wedge Lock	1
30	N/A	Sensor, Motor Speed, ADC	1
31	N/A	Screw, #8-32, Taptite Thread	2
32	N/A	Magnet, ADC Motor	1
33	N/A	Screw, 1/4-20 x 0.5	1
34	N/A	Bolt, 1/4 - 20 x 0.73 Thread-Forming	2
35	<u>451</u>	Lockwasher, 1/4 Split	3
36	<u>7174</u>	Lockwasher, 5/16 Split	1

14

E

14

E

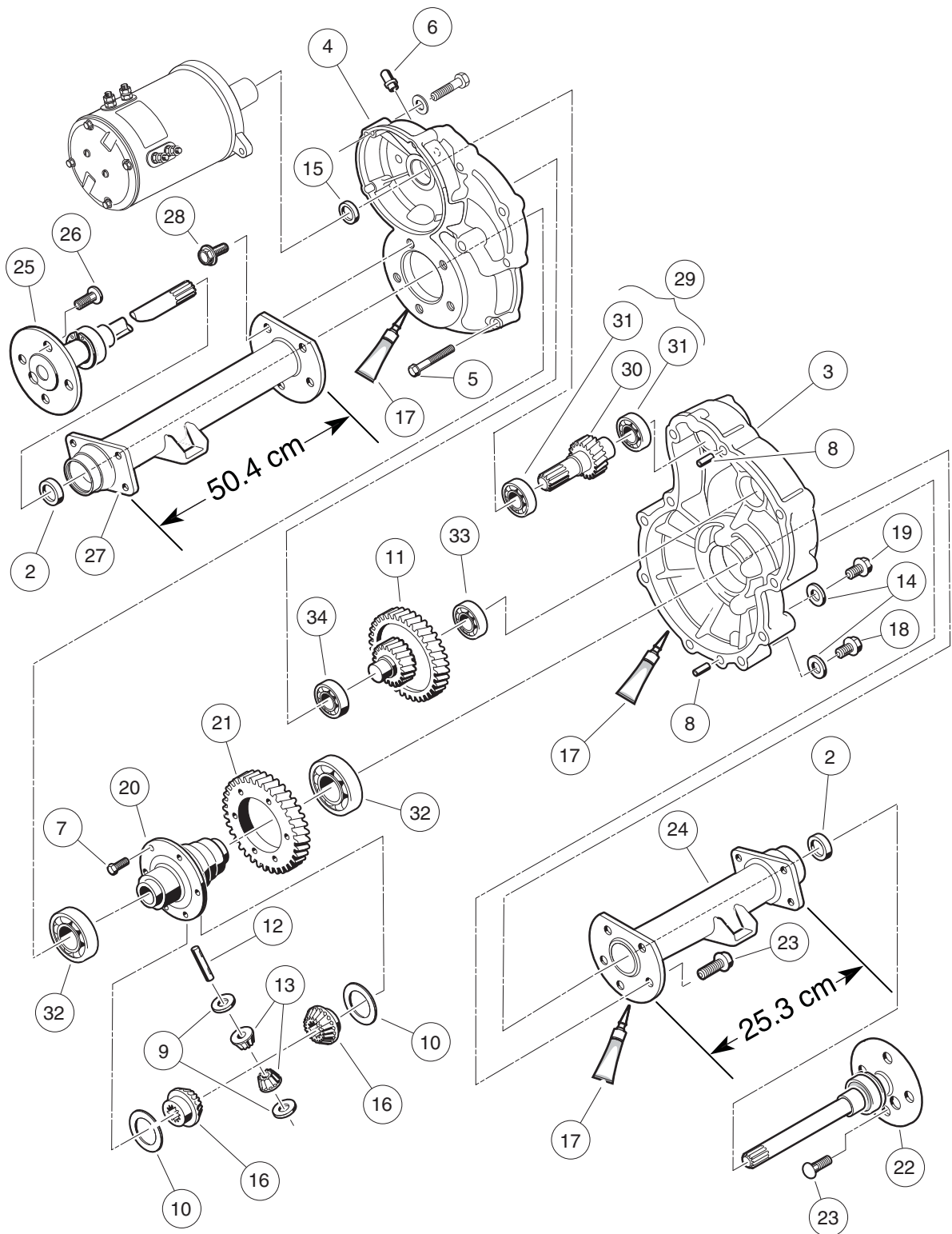
TRANSAXLE – ELECTRIC VEHICLES

15

E

15

E



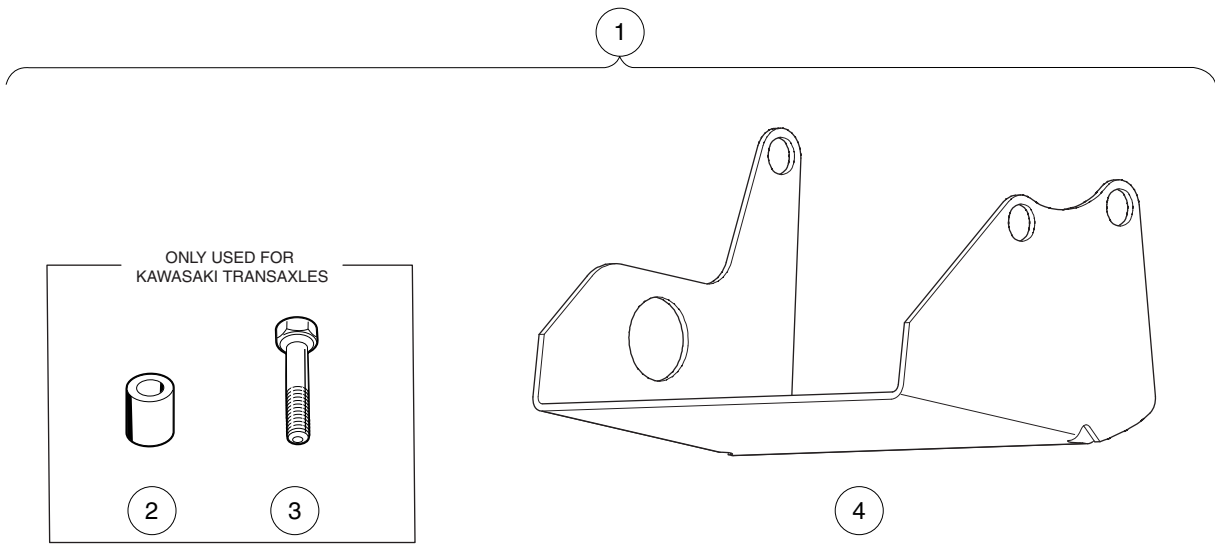
000223-005

TRANSAXLE – ELECTRIC VEHICLES

ITEM	PART NO.	DESCRIPTION	QTY
		1 2 3 4	
1	<u>102771701</u>	Transaxle, Electric (includes items 2 through 34)	1
2	<u>1013794</u>	Axle Shaft Oil Seal	2
3	<u>101895401</u>	Gear Case, Driver-Side	1
4	<u>101895501</u>	Gear Case, Passenger-Side	1
5	<u>101897001</u>	Screw, M8-1.25 X 60mm Hex-Head	11
6	<u>101897201</u>	Breather	1
7	<u>101897401</u>	Screw, M10-1.25 X 25mm	6
8	<u>101897601</u>	Pin, 11mm OD X 8.5mm ID X 10mm	2
9	<u>101903601</u>	Washer, Thrust	2
10	<u>101903701</u>	Washer, Thrust	2
11	<u>101906901</u>	Intermediate Shaft Assembly	1
12	<u>101922101</u>	Pin, 15.99mm X 88.7mm Dowel	1
13	<u>101923001</u>	Gear, Differential Idler	2
14	<u>101923201</u>	Gasket	2
15	<u>101923501</u>	Seal, Lip	1
16	<u>101923901</u>	Gear, Differential	2
17	<u>101928701</u>	Liquid Gasket (Transaxle case)	1
18	<u>101972101</u>	Plug, M14-1.5 X 12mm Magnetic	1
19	<u>101972201</u>	Plug, M14-1.5 X 12mm Hex	1
20	<u>102356601</u>	Housing, Differential, 6 Bolt	6
21	<u>102356801</u>	Gear, Differential Output, 6-Bolt	6
22	<u>102886301</u>	Axle Assembly, Driver-Side (includes item 23)	1
23	<u>101922201</u>	Lug Stud	4
24	<u>102886401</u>	Tube, Axle, Driver-Side	1
25	<u>102886501</u>	Axle Assembly, Passenger-Side (includes item 26)	1
26	<u>101922201</u>	Lug Stud	4
27	<u>102886601</u>	Tube, Axle, Passenger-Side	1
28	<u>102902801</u>	Screw, M10 X 30	10
29	<u>103582801</u>	Asm, E Trans Shaft/bearing (includes items 30 and 31)	1
30	N/A	Shaft, Input	1
31	<u>7335</u>	Bearing	2
32	<u>7330</u>	Inner Axle Tube Bearing	2
33	<u>7335</u>	Bearing	1
34	<u>7336</u>	Bearing	1

15

E



000365-002

DIFFERENTIAL GUARD – ELECTRIC VEHICLES

ITEM	PART NO.	DESCRIPTION	QTY
		1 2 3 4	
1	<u>101611402</u>	Kit, Differential Guard, Elec Vehicles (includes items 2 through 4)	1
2	<u>101914001</u>	Spacer, Steel	2
3	<u>101936101</u>	Screw, M10-1.50 X 60mm Hex Cap	2
4	<u>101978601</u>	Guard, Differential, Electric Vehicle Transaxle	1

15

E

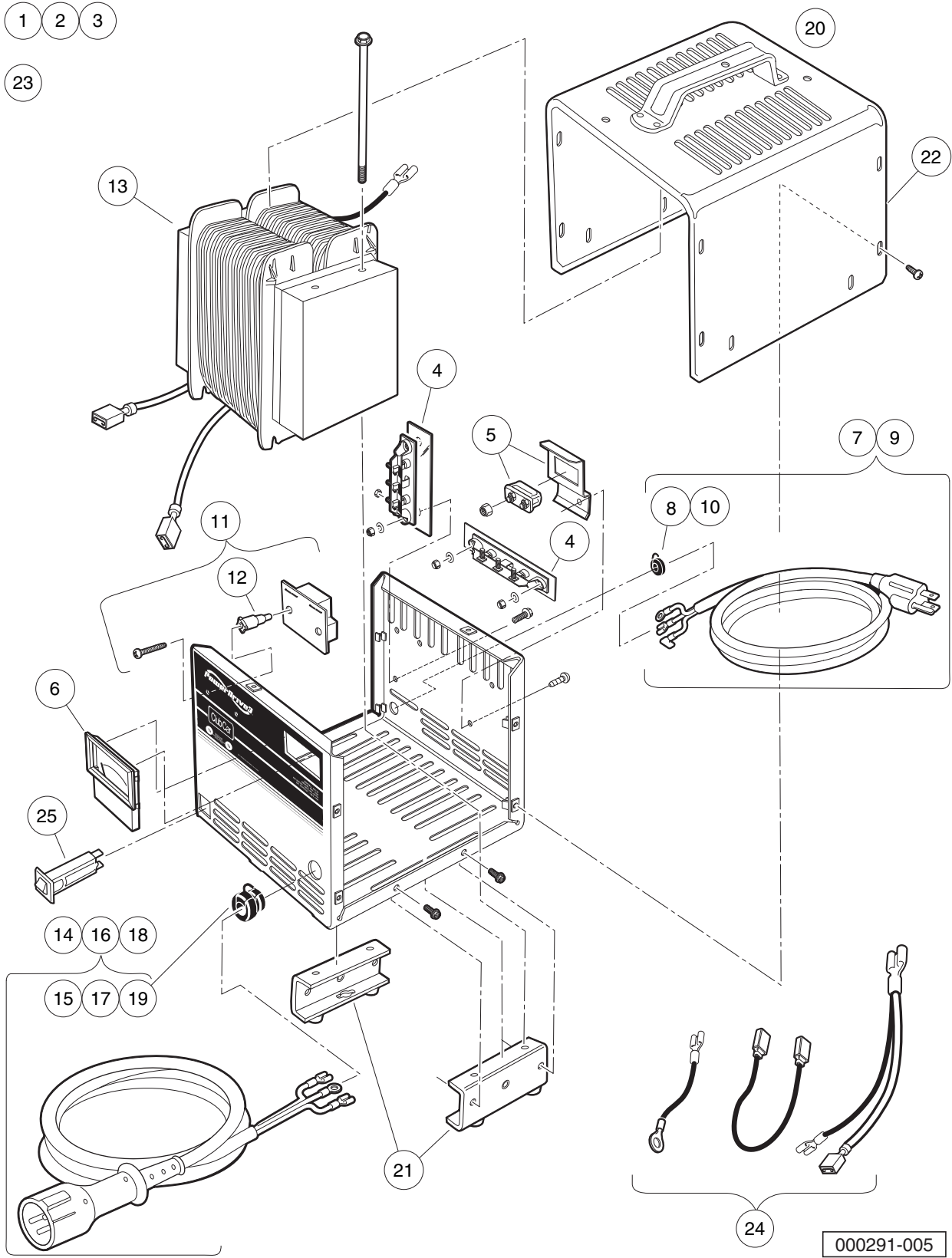
15

E

BATTERY CHARGERS

16

E



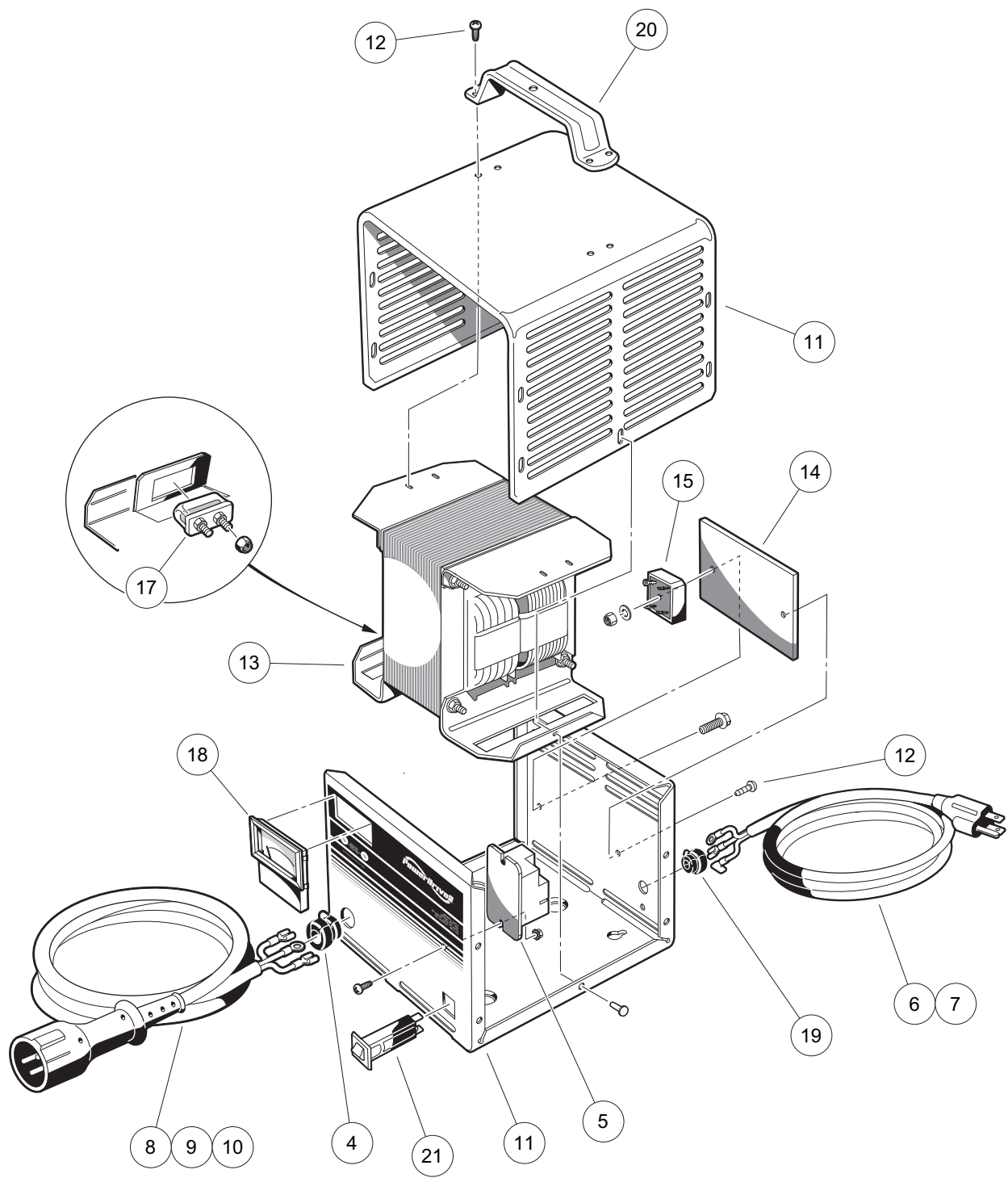
000291-005

POWERDRIVE 3 BATTERY CHARGER (MODEL 26580), DOMESTIC

ITEM	PART NO.	DESCRIPTION	QTY
		1 2 3 4	
1	103499101	Charger, PowerDrive 3, 9ft DC, 6ft AC	1
2	<u>103499102</u>	Charger, PowerDrive 3, 12ft DC, 9ft AC	1
3	<u>103499103</u>	Charger, PowerDrive 3, 20ft DC, 9ft AC (includes items 4 through 25)	1
4	<u>1015914</u>	Rectifier with Heatsink Assembly	2
5	<u>102273701</u>	PD2 Fuse Asm	1
6	<u>102273801</u>	PD2 Ammeter	1
7	<u>103428501</u>	Kit, PD3 Cordset - AC 80" (includes item 8)	1
8	<u>102273901</u>	PD2 AC Cord Bushing	1
9	<u>103428601</u>	Kit, PD3 Cordset, - AC 114" (includes item 10)	1
10	<u>102273901</u>	PD2 AC Cord Bushing	1
11	<u>103428701</u>	Asm, PD3 Board Relay (includes item 12)	1
12	<u>103429701</u>	PD3 Plastic Stand-Offs	2
13	<u>103428801</u>	PD3 Transformer	1
14	<u>103429001</u>	PD3 Cordset - DC 113" (includes item 15)	1
15	<u>1012098</u>	Bushing, DC Cord	1
16	<u>103429101</u>	PD3 Cordset - DC 154" (includes item 17)	1
17	<u>1012098</u>	Bushing, DC Cord	1
18	<u>103429201</u>	PD3 Cordset - DC 205" (includes item 19)	1
19	<u>1012098</u>	Bushing, DC Cord	1
20	<u>103429301</u>	Asm, PD3 Case (includes items 21 and 22)	1
21	<u>103434001</u>	Asm, PD3 Legs	1
22	<u>103439901</u>	PD3Case Top (Includes Handle)	1
23	<u>103429501</u>	Kit, PD3 Hardware	1
24	<u>103429601</u>	Kit, PD3 Wires	1
25	<u>CCX8506</u>	Circuit Breaker, 15-Amp/120-Volt	1

16

E



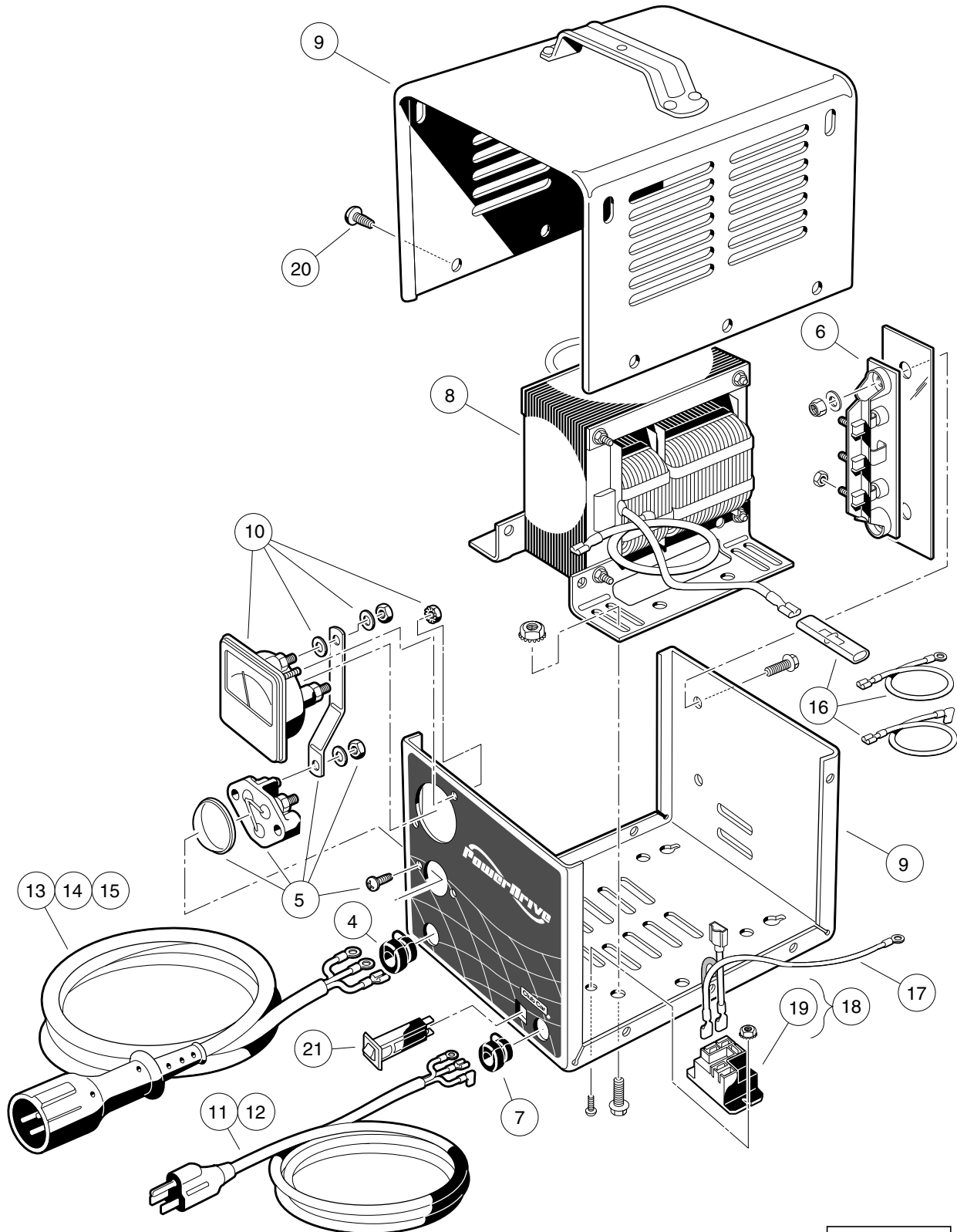
000291-004

POWERDRIVE 2 BATTERY CHARGER (MODEL 22110), DOMESTIC

ITEM	PART NO.	DESCRIPTION	QTY
		1 2 3 4	
1	<u>101802204</u>	48-V/13-A PowerDrive 2 (9-ft. DC, 6-ft. AC)	1
2	<u>101802205</u>	48-V/13-A PowerDrive 2 (12-ft. DC, 9-ft. AC)	1
3	<u>101802206</u>	48-V/13-A PowerDrive 2 (20-ft. DC, 9-ft. AC) (includes items 4 through 21)	1
4	<u>1012098</u>	Bushing, DC Cord	1
5	<u>101828601</u>	Relay, 48-Volt	1
6	<u>101828801</u>	Cord, AC, 80-Inch (203 cm)	1
7	<u>101828802</u>	Cord, AC, 108-Inch (274 cm)	1
8	<u>101828904</u>	PD2 DC Cordset, 113-inch	1
9	<u>101828905</u>	PD2 DC Cordset, 154-inch	1
10	<u>101828906</u>	Pd2 Dc Cordset 250 Inch	1
11	<u>102273201</u>	PD2 Case (includes item 12)	1
12	7577	Screw, #10 X 0.50 Phillips Pan-Head	12
13	<u>102273301</u>	PD2 Transformer Asm	1
14	<u>102273401</u>	PD2 Heatsink	1
15	<u>102273501</u>	PD2 Diode Bridge w/Film	1
16	<u>102273601</u>	PD2 Wire Asm	1
17	<u>102273701</u>	PD2 Fuse Asm	1
18	<u>102273801</u>	PD2 Ammeter	1
19	<u>102273901</u>	PD2 AC Cord Bushing	1
20	<u>102274001</u>	PD2 Handle	1
21	<u>CCX8506</u>	Circuit Breaker, 15-Amp/120-Volt	1
<p>Note: Item 16 not shown. Level 1 Battery Charger part numbers include one AC and one DC cord. They do not include all of the level 2 cords listed.</p>			

16

E



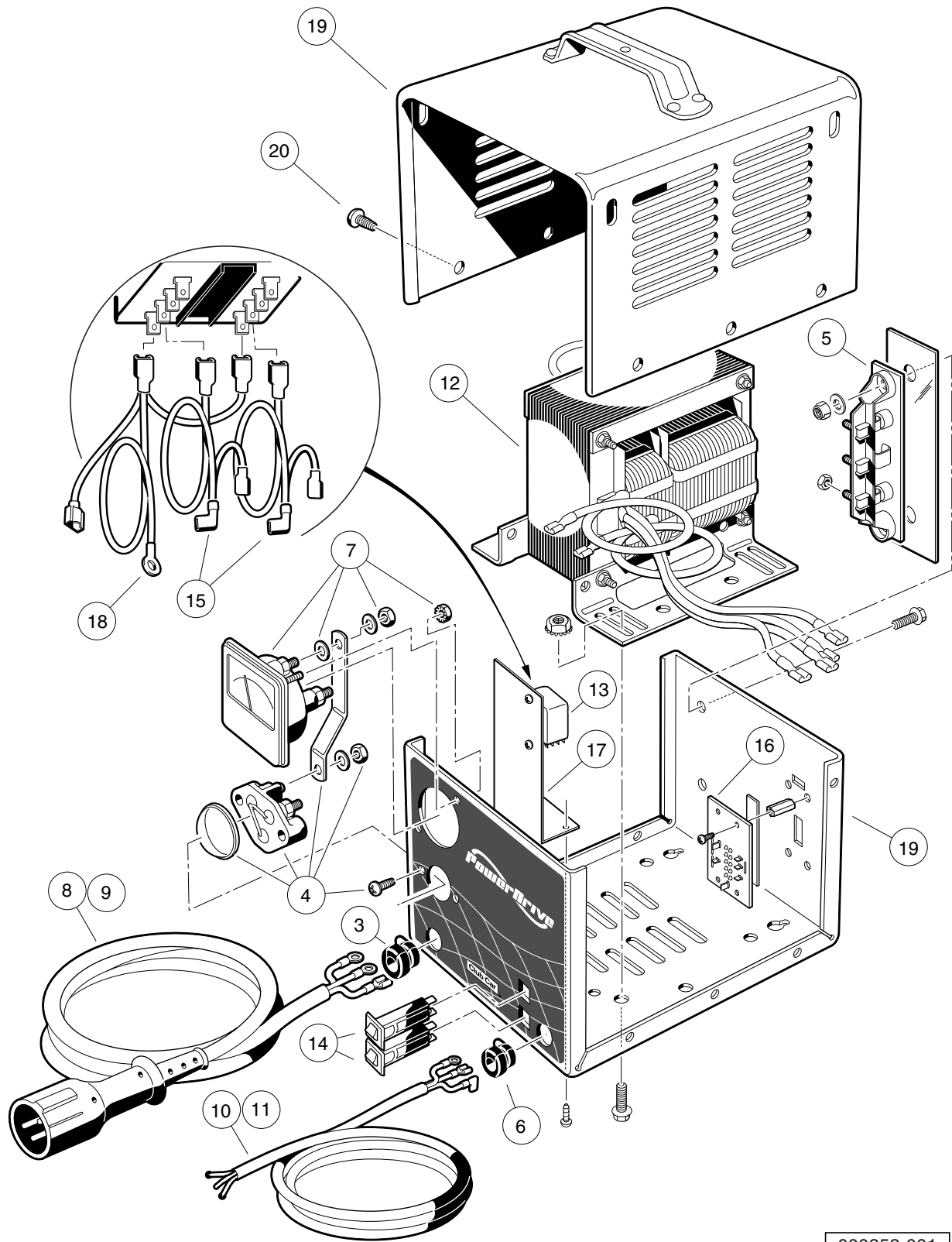
000351-002

POWERDRIVE BATTERY CHARGER (MODEL 17930), DOMESTIC

16

E

ITEM	PART NO.	DESCRIPTION	QTY
		1 2 3 4	
1	<u>101802201</u>	Charger, PowerDrive, 48V/17A, 9ft DC, 6ft AC Cord	1
2	<u>101802202</u>	Charger, PowerDrive, 48V/17A, 12ft DC, 9ft AC Cord	1
3	<u>101802203</u>	Charger, PowerDrive, 48V/17A, 20ft DC, 9ft AC Cord (includes items 4 through 21)	1
4	<u>1012098</u>	Bushing, DC Cord	1
5	<u>1012101</u>	Fuse Assembly	1
6	<u>1015914</u>	Rectifier with Heatsink Assembly	1
7	<u>1015917</u>	Bushing, AC Cord	1
8	<u>101819701</u>	Transformer, Battery Charger	1
9	<u>101828301</u>	Case Assembly	1
10	<u>101828501</u>	Ammeter	1
11	<u>101828801</u>	Cord, AC, 80-Inch (203 cm)	1
12	<u>101828802</u>	Cord, AC, 108-Inch (274 cm)	1
13	<u>101828901</u>	Cord, DC, 113-Inch (287 cm)	1
14	<u>101828902</u>	Cord, DC, 154-Inch (391 cm)	1
15	<u>101828903</u>	Cord, DC, 250-Inch (635 cm)	1
16	<u>101831101</u>	Wire Assembly Kit	1
17	101914401	Assembly, Voltage Suppressor	1
18	<u>103414901</u>	Kit, Relay, 48v 30a W/instr (includes item 19)	1
19	<u>103397901</u>	Relay, Spst No, 48v 30a, Pmt	1
20	7577	Screw, #10 X 0.50 Phillips Pan-Head	10
21	<u>CCX8506</u>	Circuit Breaker, 15-Amp/120-Volt	1
<p>Note: Level 1 Battery Charger part numbers include one AC and one DC cord. They do not include all of the level 2 cords listed.</p>			



000352-001

POWERDRIVE BATTERY CHARGER (MODEL 18780), EXPORT

ITEM	PART NO.	DESCRIPTION	QTY
		1 2 3 4	
1	101831503	Battery Charger, 48-Volt DC (8.5-ft DC, 6-ft AC)	1
2	101831504	Battery Charger, 48-Volt DC (12-ft DC, 9-ft AC) (includes items 3 through 20)	1
3	<u>1012098</u>	Bushing, DC Cord	1
4	<u>1012101</u>	Fuse Assembly	1
5	<u>1015914</u>	Rectifier with Heatsink Assembly	1
6	<u>1015917</u>	Bushing, AC Cord	1
7	<u>101828501</u>	Ammeter	1
8	<u>101828901</u>	Cord, DC, 113-Inch (287 cm)	1
9	<u>101828902</u>	Cord, DC, 154-Inch (391 cm)	1
10	<u>101831701</u>	Cord, AC, 80-Inch (203 cm), without Plug	1
11	<u>101831702</u>	Cord, AC, 118-Inch (300 cm), without Plug	1
12	<u>101838201</u>	Transformer, Export Battery Charger	1
13	<u>101838301</u>	Relay, Export Charger	1
14	<u>101838401</u>	Circuit Breaker	2
15	<u>101838501</u>	Kit, Wire Assembly	1
16	<u>101838601</u>	Four-Position Switch	1
17	<u>101838701</u>	Mounting Bracket, Relay	1
18	<u>101914401</u>	Assembly, Voltage Suppressor	1
19	N/A	Case, Charger	1
20	7577	Screw, #10 X 0.50 Phillips Pan-Head	10
<p style="margin-left: 40px;">Note: Level 1 Battery Charger part numbers include one AC and one DC cord. They do not include all of the level 2 cords listed.</p>			

16

E

POWERDRIVE BATTERY CHARGER (MODEL 20310), EUROPEAN

16

E

ITEM	PART NO.	DESCRIPTION	QTY
		1 2 3 4	
1	<u>101956201</u>	Battery Charger, 48-Volt w/ 4-Position Switch (8.5-ft DC)	1
2	<u>101956202</u>	Battery Charger, 48-Volt w/ 4-Pos. Switch (12-ft DC) (includes items 3 through 19)	1
3	<u>1012098</u>	Bushing, DC Cord	1
4	<u>1012101</u>	Fuse Assembly	1
5	<u>1015914</u>	Rectifier with Heatsink Assembly	1
6	<u>101828901</u>	Cord, DC, 113-Inch (287 cm)	1
7	<u>101828902</u>	Cord, DC, 154-Inch (391 cm)	1
8	101838401	Circuit Breaker	2
9	101838601	Four-Position Switch	1
10	101973501	Receptacle, AC Cord	1
11	101976601	Ammeter with Mounting Bracket	1
12	<u>101987501</u>	Relay	1
13	N/A	Wire, Jumper	1
14	N/A	Case, Charger	1
15	****	Transformer, European Battery Charger	1
16	****	Suppressor, AC Voltage	1
17	****	Assembly, Wire	1
18	N/A	Limiter, Current	1
19	7577	Screw, #10 X 0.50 Phillips Pan-Head	10
20	<u>101958201</u>	Cord, UK, AC, Battery Charger	1
21	101958301	Cord, European AC, Battery Charger	1
<p>**** Special order item available upon request.</p> <p>Note: Level 1 Battery Charger part numbers include one AC and one DC cord. They do not include all of the level 2 cords listed.</p>			

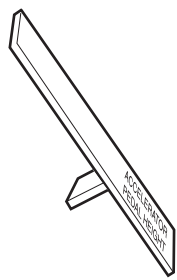
16

E

MAINTENANCE AND SERVICE TOOLS

17
G
E

17
G
E



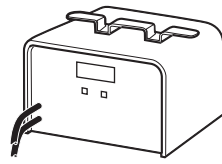
1



2



3



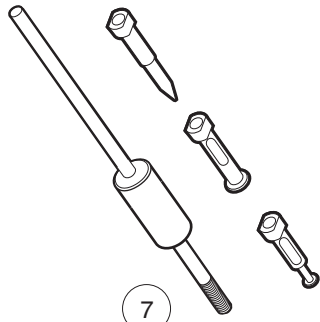
4



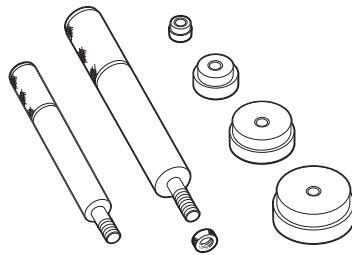
5



6



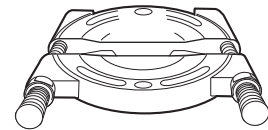
7



8



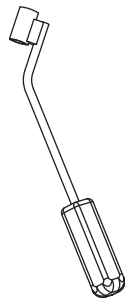
9




10



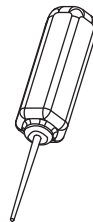
11



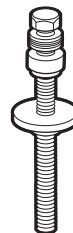
12



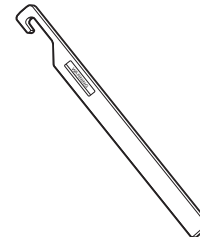
13




14



15



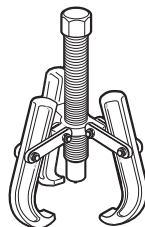
16



17



18



19



20



21

001600-001

MAINTENANCE AND SERVICE TOOLS

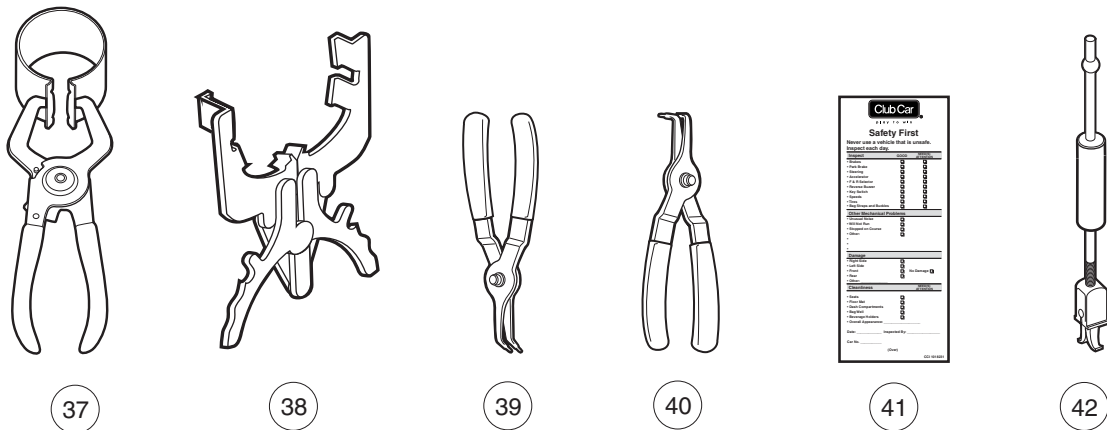
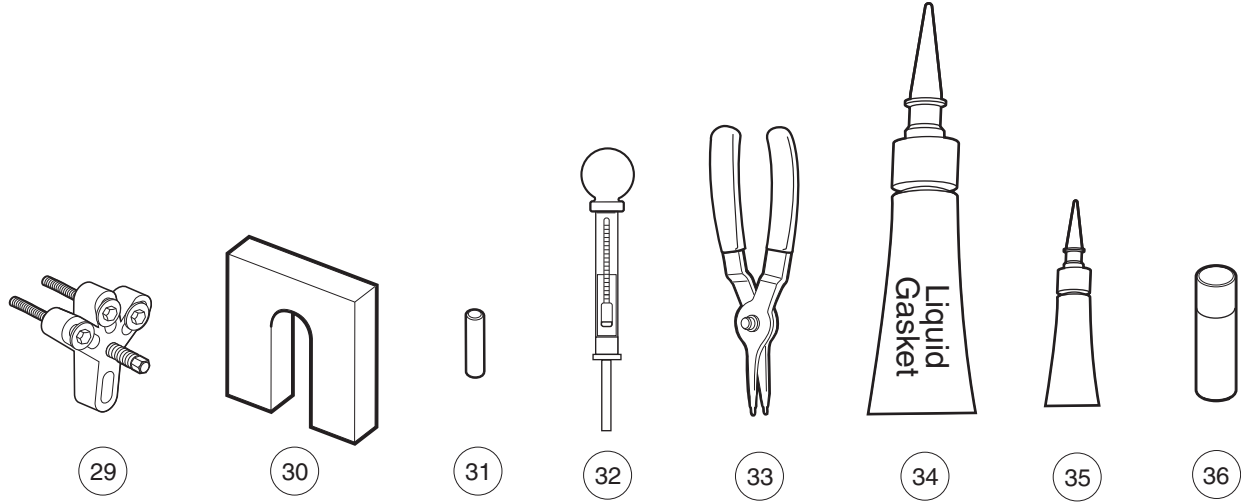
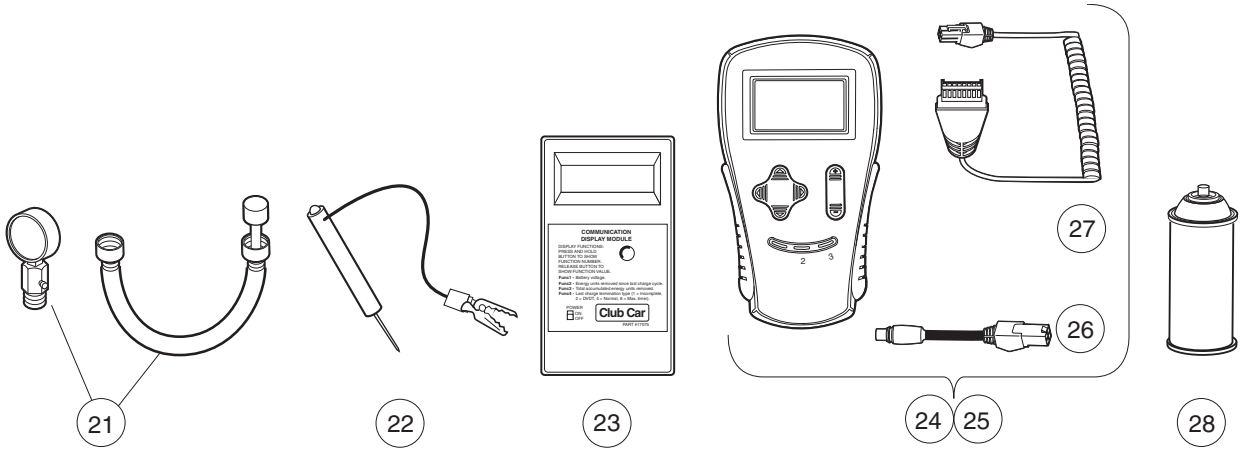
ITEM	PART NO.	DESCRIPTION	QTY GAS	QTY ELEC
		<p style="text-align: center;">1 2 3 4</p> <p>The following tool list includes all tools available from Club Car to perform maintenance and service procedures on all electric utility vehicles and all gasoline utility vehicles equipped with Kawasaki FE-series engines. Be sure to carefully examine the tool list for applicability to your vehicle before ordering.</p>		
1	<u>101871001</u>	Accelerator Pedal Adjustment Tool (Utility Vehicles).....	1	1
2	<u>101813202</u>	Adhesive, Guide Ring, 3-Gram Tube		1
3	<u>101641202</u>	Arbor	1	
4	<u>101831901</u>	Battery Discharge Machine, 36/48 Volt		1
5	<u>1014305</u>	Battery Terminal Protector Spray	1	1
6	1011767	Battery Thermometer	1	1
7	<u>1016417</u>	Bearing and Oil Seal Remover Assembly	1	1
8	<u>1016416</u>	Bearing Driver Set	1	1
9	<u>1012811</u>	Bearing Puller	1	1
10	<u>1012812</u>	Bearing Puller Wedge Attachment	1	1
11	1013582	Brake Adjustment Tool (used only on vehicles with manually adjusted mechanical brakes)	1	1
12	<u>102555501</u>	Brake Cable Release Tool	1	1
13	<u>101887101</u>	Calibration Test Module		1
14	<u>102562401</u>	Charger Bezel Tool		1
		Clutch Tools (items 14 - 20)	1	
15	<u>101808401</u>	Clutch Cam Installation Tool (for Kawasaki engines)	1	
16	<u>1015524</u>	Drive Clutch Holder Tool Assembly (for Kawasaki engines)	1	
17	<u>1014497</u>	Drive Clutch Hub Puller (for Kawasaki engines)	1	
18	<u>1014496</u>	Drive Clutch Puller (for Kawasaki engines)	1	
19	<u>1014508</u>	Driven Clutch Cam Puller (for Kawasaki engines)	1	
20	<u>1014507</u>	Driven Clutch Puller Plug (for Kawasaki engines)	1	
21	<u>101809101</u>	Press Weldment (for Kawasaki engines)	1	
		<p>Please refer to the maintenance and service manual for proper tool application.</p>		

17

G

E

17
G
E



001601-001

MAINTENANCE AND SERVICE TOOLS, CONTINUED

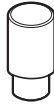
ITEM	PART NO.	DESCRIPTION	QTY GAS	QTY ELEC
		1 2 3 4		
21	101641002	Compression Gauge and Adapter	1	
22	1011273	Continuity Tester	1	1
23	101831801	Communication Display Module		1
24	<u>102248803</u>	IQ Display Module (IQDM) Kit (IQ System and IQ Plus vehicles) (includes items 54 and 55)		1
25	102248804	IQ Display Module (IQDM-P) Kit (IQ System and IQ Plus vehicles)..... (includes items 54 and 55)		1
26	<u>102251501</u>	Adaptor, Cable		1
27	<u>102241502</u>	IQDM Series 2 Cable		1
28	<u>1012151</u>	Dry Moly Lubricant	1	1
29	<u>1016627</u>	Flywheel Puller Kit (for Kawasaki Engines)	1	
30	<u>1016418</u>	Gear Yoke	1	1
31	<u>101933101</u>	Governor Shaft Installation Tool (for Kawasaki Engine Vehicles)	1	
32	<u>1011478</u>	Hydrometer	1	1
33	<u>1013593</u>	Internal Retaining Ring Pliers	1	1
34	<u>101928701</u>	Liquid Gasket (transaxle case)	1	1
35	<u>102243402</u>	Moly-Teflon Lubricant (4-oz. (113-gram) tube)		1
36	<u>101997201</u>	Paint, Touch-Up ,Äi Beige*	1	1
36	<u>101997207</u>	Paint, Touch-Up ,Äi Black*	1	1
36	<u>101997212</u>	Paint, Touch-Up ,Äi Burgundy*	1	1
36	<u>101997211</u>	Paint, Touch-Up ,Äi Classic Blue (Navy)*	1	1
36	<u>101997205</u>	Paint, Touch-Up ,Äi Dark Gray*	1	1
36	<u>101997209</u>	Paint, Touch-Up ,Äi Dark Green*	1	1
36	<u>101997204</u>	Paint, Touch-Up ,Äi Gray*	1	1
36	<u>101997203</u>	Paint, Touch-Up ,Äi Red*	1	1
36	<u>101997206</u>	Paint, Touch-Up ,Äi Royal Blue (Pacific Blue)*	1	1
36	<u>101997202</u>	Paint, Touch-Up ,Äi White*	1	1
37	<u>1016414</u>	Piston Ring Compressor Kit	1	
38	<u>1016415</u>	Piston Ring Pliers	1	
39	<u>1012549</u>	Retaining Ring Pliers, 45→ External	1	1
40	<u>1012560</u>	Retaining Ring Pliers, 90→ Internal	1	1
41	<u>101823101</u>	Safety First Card (50 per pack)	1	1
42	<u>1012809</u>	Seal Puller	1	1
		Please refer to the maintenance and service manual for proper tool application.		

17
G
E

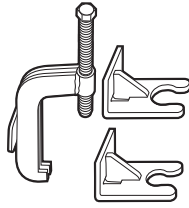
17
G
E



43



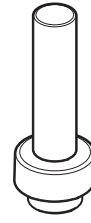
44



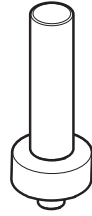
45



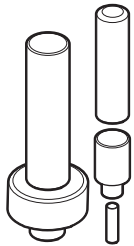
46



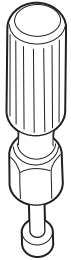
47



48



49



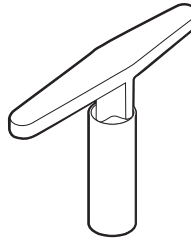
51



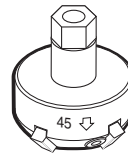
52



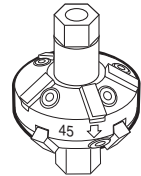
53




54



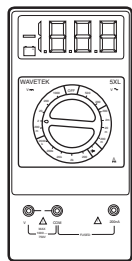
55



56



57



58

001602-001

MAINTENANCE AND SERVICE TOOLS, CONTINUED

ITEM	PART NO.	DESCRIPTION	QTY GAS	QTY ELEC
		1 2 3 4		
43	<u>1014264</u>	Steering Column Bearing Press Tool	1	1
44	<u>1014259</u>	Steering Column Retaining Ring Tool	1	1
45	102061201	Steering Wheel Puller Tool	1	1
46	<u>AM10753</u>	Tachometer (includes gasoline engine pick up lead only)	1	
47	<u>1014162</u>	Transaxle Axle Seal Tool (for electric vehicles)		1
48	1014161	Transaxle Pinion Seal Tool (for electric vehicles)		1
49	<u>1014115</u>	Transmission Tool Kit (for electric vehicles).....		1
50	<u>101611003</u>	Tune-Up Kit, All OHV (for FE290, FE350, FE400 only) (includes air filter, spark plug, oil filter, fuel filters) (not shown)	1	
51	<u>1016413</u>	Valve Clearance Adjuster Screw Holder (for FE290 engines only)	1	
52	101641201	Valve Guide Reamer (FE290, FE350, and FE400 only).....	1	
53	<u>1016552</u>	Valve Seat Cutter Guide	1	
54	<u>1016551</u>	Valve Seat Cutter T-Wrench	1	
55	<u>1016553</u>	Valve Seat Cutter, 45→× (32 mm diameter) (for FE290 engines only)	1	
56	<u>1016554</u>	Valve Seat Cutter, 45→×/30→× (35 mm diameter)	1	
57	<u>101641101</u>	Valve Spring Compressor	1	
58	1011480	Volt Ohm Meter	1	1
		Please refer to the maintenance and service manual for proper tool application.		

17
G
E

INDEX

Part Number and Page

AM10753	17-7	7336	15-3	1010933	5-3
AM10080	12-9	7473	1-3, 1-29, 1-31, 1-35, 1-43, 1-51, 4-5, 4-7, 5-3, 5-5, 5-7, 5-13, 6-3, 6-27, 7-11, 7-15	1010934	1-51, 7-15, 14-3, 14-5
AM10081	12-9	7539	6-11	1010954	7-11, 12-7, 12-13
AM10419	11-5	7540	6-5, 6-11	1010984	2-3
AM10622	1-51	7555	6-5, 6-11	1010993	1-47, 1-49
AM10639	1-17	7577	16-5, 16-7, 16-9, 16-11	1011084	5-9
AM1205602	1-51	7591	4-5, 4-7, 4-25	1011098	1-51
AM1213901	1-9	7602	6-5, 6-11	1011229	4-5, 4-7
AM1225001	1-5	7716	5-3, 5-5, 5-7	1011273	17-5
AM1232301	8-5	7818	7-11	1011280	4-5, 4-7, 14-3
CCX8506	16-3, 16-5, 16-7	7820	4-21	1011285	14-3
SVP147801	3-3, 3-5	7847	1-19, 1-45, 10-3	1011290	14-3
SVPP230201	1-29	7893	4-5, 4-9, 4-19, 7-11, 12-5	1011291	12-11
SVPP230901	1-29	7973	1-13, 9-13	1011382	4-11, 4-15
SVPP230902	1-29	8057	7-11, 7-13, 12-3	1011402	5-3
SVPP230903	1-29	8058	7-11, 7-13, 12-3	1011411	14-3
SVPP230904	1-29	8067	6-15	1011415	6-23
SVPP234001	1-29	8104	4-9, 12-3	1011418	5-3
SVPP285901	1-29	8233	1-11, 1-29, 1-31, 1-33, 1-35, 1-37, 1-45, 1-47, 1-49, 4-21, 4-23, 5-5, 5-7, 6-27, 7-9, 9-3, 9-5, 9-11, 12-5, 12-7, 12-13	1011439	4-5, 4-7
183	4-5, 4-7, 4-9, 4-19, 9-5, 9-13, 11-7, 12-7, 12-13	8248	7-9, 9-3, 9-5	1011466	5-11
304	1-31, 1-33, 1-35, 1-37, 4-21, 12-5	8251	1-47, 1-49	1011478	17-5
320	1-27	8294	4-21	1011480	17-7
332	1-11, 1-25, 1-29, 1-31, 1-33, 1-35, 1-37, 1-45, 1-47, 1-49, 4-21, 7-9, 9-15, 10-3, 13-13	8450	11-7	1011497	4-25
334	5-5, 5-7, 6-5, 6-7, 8-15, 11-7	8639	12-5, 13-13	1011522	1-43
343	1-33, 1-37	8717	5-7, 7-11, 12-3, 12-7, 12-13	1011546	1-43
357	1-43, 6-21, 6-27	8745	6-21	1011553	1-43, 3-3, 3-5
451	1-31, 1-33, 1-35, 1-37, 10-3, 14-3, 14-5	8754	1-27, 5-5, 5-7, 5-13, 6-5, 6-7, 6-17, 6-19, 6-21, 6-25, 7-7	1011557	4-5, 4-7, 4-25
705	7-7, 8-15	8755	6-19, 6-25	1011558	4-25
706	1-43, 6-21	8797	9-5	1011578	1-3, 6-7
808	1-43, 6-27, 11-7	8861	6-17, 6-27	1011582	4-25
1016	4-5, 4-9, 4-19, 9-5	8935	1-3	1011590	4-9
1017	4-3	8963	1-31, 1-35, 1-51	1011652	1-25
1028	5-3	8990	4-9, 4-17, 4-23, 6-5, 7-11, 13-13	1011694	5-5, 5-7
1032	5-3	1010028	12-3	1011697	1-51, 6-7, 6-13, 8-15, 9-11, 13-11
1035	6-5, 6-11	1010124	6-21	1011734	5-9
1218	1-43, 6-3	1010138	6-17	1011767	17-3
1241	1-11, 1-29, 1-31, 1-35, 4-5, 4-7, 5-3, 5-5, 5-7, 5-13, 6-3, 7-7, 7-11, 7-15, 10-3, 14-3	1010145	6-23	1011779	5-13
1242	4-17, 5-13, 7-7, 7-11, 13-13	1010150	6-19	1011825	4-21
1308	6-11	1010219	6-11	1011843	4-25
1606	1-11, 9-13	1010237	1-31, 1-33, 1-35, 1-37	1011852	1-31, 1-33, 1-35, 1-37
1620	4-3	1010434	1-7	1011857	6-27
1624	1-43, 5-5, 5-7, 6-5	1010517	1-31, 1-33, 1-35, 1-37	101186302	1-31, 1-33, 1-35, 1-37
1703	1-31, 1-33, 1-35, 1-37	1010577	1-29, 8-15	101187702	5-3
2402	6-19	1010805	5-3	1011878	1-31, 1-33, 1-35, 1-37
4029	4-21	1010829	5-13	1011893	6-11
7048	6-15	1010850	5-11	1011895	6-5, 6-11
7173	1-11, 4-5, 4-7, 6-27, 7-15	1010877	5-3	1011897	1-23
7174	6-9, 6-27, 7-7, 9-11, 10-3, 13-13, 14-3, 14-5	1010878	5-3	1011930	6-5, 6-11
7310	2-3	1010909	4-5, 4-19	1011931	5-5, 5-7
7311	1-29, 1-31, 1-35, 6-27	1010921	5-3	1011942	1-31, 1-35
7330	12-11, 15-3	1010927	5-3	1011988	1-29, 9-3, 9-5
7335	12-9, 15-3	1010932	5-3	1011990	1-27
				1012008	1-31, 1-35
				1012030	6-21
				1012098	16-3, 16-5, 16-7, 16-9, 16-11
				1012101	16-7, 16-9, 16-11

INDEX

1012151	17-5	1013677	3-3	1014276	6-21
1012285	4-23, 9-11, 13-13	1013687	9-3, 9-5	1014287	11-7
1012295	7-11	1013700	9-11	1014288	6-7, 7-15, 11-7, 13-13
1012303	6-21, 6-25	1013734	10-3, 13-13	1014289	7-5
1012328	7-15	1013746	9-3, 9-5, 9-9	1014304	13-11
1012333	12-5	1013760	12-7	1014305	17-3
1012382	7-3	1013768	12-11	1014306	1-47, 1-49, 4-23
1012396	4-11, 7-3	1013769	12-11	1014375	7-15
1012412	1-47, 1-49	1013770	12-11	1014435	1-23
1012431	7-11	1013771	12-11	101444101	1-23
1012438	4-7	1013772	12-11	1014453	11-7
1012467	6-5	1013773	12-11	1014454	11-5
1012505	4-11, 4-15	1013774	12-11	1014496	17-3
1012528	10-3, 13-13	1013787	12-11	1014497	17-3
1012549	17-5	1013792	12-11	1014507	17-3
1012560	17-5	1013794	12-11, 15-3	1014508	17-3
1012571	8-15	1013832	6-21	1014509	1-31
1012604	6-7	1013869	5-3	101450902	1-35
1012605	6-7	1013870	5-3	1014523	9-3, 9-5
1012649	9-3, 9-5	1013871	5-5, 5-7	1014530	4-21
1012711	12-7	1013872	1-33, 1-37	1014540	4-23
1012714	12-9	1013876	5-3	1014555	6-25
1012740	12-9	1013884	1-33, 1-37	1014807	7-11, 7-13, 12-3
1012741	12-9	1013924	5-11, 8-15	1014808	7-11, 7-13, 12-3
1012747	12-9	1014007	5-5, 5-7, 9-11, 12-7, 12-13	1014902	6-25
1012748	12-9	1014049	11-7	1014928	9-3, 9-5
1012752	12-7	1014050	11-7	1014947	13-13
1012809	17-5	1014052	11-7	1014948	7-11
1012811	17-3	1014055	11-7	101503202	1-15
1012812	17-3	1014056	11-7	1015059	1-29
1012830	7-7, 9-11, 10-3	1014057	11-7	1015072	1-29, 13-11
1012836	11-5	1014058	11-7	1015077	1-29
1012896	12-7	1014059	11-7	1015091	1-31, 1-33, 1-35, 1-37
1013001	7-5	1014062	11-7	1015137	9-3, 9-5, 9-9
1013003	7-5	1014063	11-7, 13-13	1015139	9-3, 9-5
1013005	7-5	1014065	7-11, 11-7	1015143	9-3, 9-5
101301102	7-5	1014070	11-5	101524002	7-7
101303202	1-47, 1-49	1014072	11-5	1015332	7-3, 8-3
1013035	6-5	1014078	11-5	1015345	7-11
1013042	6-5	1014080	11-5	1015371	7-11
1013044	6-5	1014115	17-7	1015372	7-11
1013052	6-5	1014116	9-3, 9-5	1015373	7-11
1013061	12-3, 12-7, 12-13, 13-9	1014119	7-3, 7-11	1015405	7-11
1013343	1-13	1014125	6-7	1015426	9-15
1013344	1-13	1014126	6-7	1015453	6-27
1013357	4-5, 4-7	1014145	7-11	1015457	6-27
1013461	9-5	1014153	5-11	101547601	3-5
1013462	9-5	1014161	17-7	1015524	17-3
1013494	4-11, 4-15	1014162	17-7	1015528	4-11, 4-15
1013531	5-13	1014201	14-3, 14-5	101553901	3-3, 3-5
1013547	4-23	1014207	12-11	1015583	6-21, 6-25
1013579	4-23	1014213	6-7	1015597	6-5, 6-11, 6-15
1013582	17-3	1014214	6-7	1015608	1-3
1013589	7-11	1014217	6-7	1015613	6-27
1013593	17-5	1014259	17-7	1015614	6-27
1013609	7-11	1014264	17-7	1015649	8-3

INDEX

1015737	7-3, 7-11	1016429	8-7	1016553	17-7
1015741	4-5, 4-7, 7-11	1016432	8-7, 12-7	1016554	17-7
1015752	7-11, 9-15, 13-3	1016436	8-9	1016560	8-9
1015760	6-27	1016437	9-7	1016561	8-5
1015814	10-3	1016438	9-9	1016562	8-5, 8-13
101584502	9-11	1016440	8-9, 9-9	1016563	8-9
1015878	7-11, 7-13, 12-3	1016441	9-9	1016564	8-11
1015914	16-3, 16-7, 16-9, 16-11	1016444	9-9	1016566	8-9
1015917	16-7, 16-9	1016445	8-5	1016569	8-9
1015921	9-5	1016449	8-9	1016570	8-7
1015932	7-7	1016450	8-9	1016571	8-13
1015969	8-3	1016452	8-9	1016572	9-9
1016003	9-3	1016454	8-11	1016576	8-7
1016004	9-5	1016455	8-5	1016578	8-5
1016011	11-7	1016456	8-3, 8-5	1016579	8-5
1016074	7-7	1016457	8-7	1016581	8-7
101611003	17-7	1016458	8-9	1016582	9-9
101611402	15-5	1016467	8-7	1016583	8-9
1016183	6-7	1016470	8-13	1016584	8-11
1016201	11-7	1016472	8-11	1016585	9-7
1016269	6-7	1016473	8-7	1016586	8-5
1016289	11-7	1016474	8-9	1016587	8-5
101629008	10-5	1016479	8-9	1016588	8-5
1016337	12-9	1016480	9-9	1016627	17-5
1016338	12-9	101648102	9-9	1016630	4-11
1016346	6-19	101648203	8-7	1016672	12-11
1016349	6-19	1016483	8-9	1016801	11-7
1016350	6-19	1016486	9-7	1016811	1-19
1016351	6-19	1016489	8-9	1016813	6-27
1016353	6-19	101649002	9-9	1016814	6-27
1016356	4-5, 4-7	1016494	8-11	1016849	4-11, 4-15
1016363	4-7	1016496	8-11	1016851	4-11, 4-15
1016365	4-17	1016497	8-5	1016879	4-3
1016366	4-7	1016499	9-7	1016880	4-3
1016384	6-19	1016501	9-7	1016883	7-7
1016385	6-21	1016502	8-7	1016901	11-7
1016386	6-19	1016506	8-11	1016904	8-9, 10-3
1016387	6-19, 6-21	1016507	8-3	1016916	1-25
1016389	6-19	1016510	8-11	1016952	1-19, 1-47, 1-49
1016401	7-3, 7-11	1016513	12-7	1016967	6-13
101641002	17-5	1016517	8-9	1017029	5-3
101641101	17-7	1016518	8-9	1017035	4-25
101641201	17-7	1016519	8-9	1017062	4-3
101641202	17-3	1016521	8-11	1017064	4-3
1016413	17-7	1016531	8-3	1017065	4-3
1016414	17-5	1016535	8-11	101707402	4-9
1016415	17-5	1016537	8-7	1017075	4-9
1016416	17-3	1016538	8-11	1017082	12-7, 12-13
1016417	17-3	1016539	8-3	101708301	1-19
1016418	17-5	1016541	8-13	1017141	1-47, 1-49
1016423	4-5, 4-7, 7-11	1016544	8-5, 8-9, 8-11	1017188	11-3
101642575	9-7	1016546	9-11	1017203	9-3, 9-5
101642578	9-7	1016547	8-3, 8-13, 9-9	1017226	6-9
101642580	9-7	1016549	8-9	1017231	12-7
101642582	9-7	1016551	17-7	1017266	6-19
101642585	9-7	1016552	17-7	1017273	6-13

INDEX

101728602	1-21	1017514	8-11	101813202	17-3
1017313	6-7	101751801	8-11	101815501	5-11
1017314	6-7	101751802	8-11	101815502	5-11
1017315	6-7	101751803	8-11	101816301	5-11
1017317	6-7	1017653	7-5	101816501	5-11
1017378	5-5, 5-7	1017686	11-5	101816502	5-11
1017380	5-5, 5-7	1017689	10-3	101817401	5-5, 5-7
101738301	11-7	1017696	5-5, 5-7	101818801	5-7
101738302	11-7	1017699	4-25	101819701	16-7
1017424	5-5, 5-7	1017705	13-9	101821501	9-15
1017434	8-9	1017721	4-5, 4-19	101823101	17-5
1017435	8-9	1017724	4-9	101823201	5-11
1017442	8-7	101773301	8-13	101823301	5-11
1017443	8-9, 8-11	101773302	8-13	101823302	5-11
1017444	8-9	101773303	8-13	101823801	5-11
1017445	8-9	101773304	8-13	101823901	5-11
1017446	8-9	101773305	8-13	101824001	5-11
1017447	8-11	101773306	8-13	101824002	5-11
1017448	8-5	101773307	8-13	101824401	9-3, 9-5
101744901	8-13	101773308	8-13	101825101	3-3, 3-5
101744902	8-13	101773309	8-13	101826201	4-15
1017450	8-13	101773310	8-13	101826301	4-11
101745101	8-13	101773311	8-13	101826801	13-13
101745102	8-13	1017760	1-51	101827101	8-15
1017453	8-13	1017774	1-29	101827801	13-13
1017454	8-9	1017853	4-5, 4-7	101828301	16-7
1017455	8-5	101791101	5-11	101828501	16-7, 16-9
1017456	8-7	1017936	1-45	101828601	16-5
101745701	8-13	1017944	14-3	101828801	16-5, 16-7
101745702	8-13	1017947	14-3	101828802	16-5, 16-7
1017458	8-7	1017949	14-3	101828901	16-7, 16-9, 16-11
1017460	8-7	1017950	14-3	101828902	16-7, 16-9, 16-11
1017461	9-7	1017953	14-3	101828903	16-7
1017463	8-5	101795701	13-5, 13-11	101828904	16-5
1017466	9-9	101796201	5-5, 5-7	101828905	16-5
1017468	8-5	101796501	13-9	101828906	16-5
1017471	8-13	101796801	13-9	101830601	4-11, 4-15
1017472	8-11	101801001	13-9	101830701	4-11, 4-15
1017473	8-9	101802101	13-9	101831101	16-7
1017474	8-3	101802201	16-7	101831503	16-9
1017475	8-3	101802202	16-7	101831504	16-9
1017476	8-3	101802203	16-7	101831701	16-9
1017486	8-3	101802204	16-5	101831702	16-9
1017487	8-11	101802205	16-5	101831801	17-5
1017490	8-5	101802206	16-5	101831901	17-3
1017500	8-3	101804301	4-11, 9-15	101832001	13-9
1017501	8-13	101805701	9-13	101832202	9-11
1017502	8-13	101806901	1-49	101832302	9-11
1017503	8-13	101808401	17-3	101832601	8-15
1017504	8-11	101809101	17-3	101832701	8-15
1017507	8-7	101810501	4-7	101833101	8-15
1017508	8-11	101811401	9-13	101833401	11-5
1017510	8-13	101811501	9-13	101833601	12-7
1017511	8-11	101811901	9-15	101833701	7-5
1017512	8-13	101812301	9-15	101833904	11-7
1017513	8-11	101813001	9-15	101834001	11-5

INDEX

101834502	4-11, 4-15	101880101	6-5	101909401	8-5
101834601	8-15	101880201	6-5	101909501	8-5
101834801	9-11, 12-7, 12-13	101880301	6-5	101910401	1-29, 13-13
101835601	4-17	101881501	4-23	101910501	12-11
101836201	11-5	101881601	4-23	101912401	5-9
101837001	1-47	101881701	9-15	101914001	15-5
101837101	9-15	101884801	8-15	101914401	4-5, 16-7, 16-9
101837301	7-3, 7-7	101886101	9-11, 12-7, 12-13	101915201	3-5
101838201	16-9	101887101	17-3	101916001	8-13
101838301	16-9	101887601	8-3	101916101	8-3
101838401	16-9, 16-11	101889401	12-9	101916201	8-5
101838501	16-9	101890001	12-9	101916301	8-5
101838601	16-9, 16-11	101890101	12-7	101916701	7-7
101838701	16-9	101890201	12-7	101917601	9-15
101841201	1-29	101890501	12-7	101917701	9-13
101841202	1-29	101890601	12-7	101918501	5-3
101841301	1-29	101890901	12-11	101919801	5-5, 5-7
101850301	9-13	101891001	12-11	101920101	13-3, 14-3, 14-5
101851101	4-11, 4-15	101891301	12-7	101921501	9-15
101856002	4-15	101891401	12-11	101922101	15-3
101856102	7-11	101891501	12-11	101922201	15-3
101856201	9-13	101891601	12-9	101922501	7-9, 13-7
101859401	10-3	101891901	12-9	101923001	15-3
101861901	5-5, 5-7	101892001	12-9	101923201	15-3
101862001	5-5	101892201	12-9	101923501	15-3
101869302	7-5	101892301	12-9	101923901	15-3
101871001	17-3	101892401	12-9	101925701	9-15
101874901	7-5	101892501	12-9	101926501	6-25
101875001	7-5	101892601	12-9	101926901	12-7, 12-19
101875101	7-5	101892701	12-11	101927101	12-7
101875102	7-5	101892901	12-7	101927201	12-7
101875201	7-5	101893201	12-9	101927301	12-7
101875301	7-5	101893801	12-7	101927501	12-9
101875401	7-5	101893901	12-9	101927601	12-9
101875501	7-5	101894901	13-9	101927701	12-9
101875601	7-5	101895401	15-3	101927901	12-9
101875701	7-5	101895501	15-3	101928001	12-9
101875802	7-5	101896501	7-5	101928101	12-9
101876001	7-5	101896901	9-3, 9-5	101928301	12-11
101876202	7-5	101897001	15-3	101928601	12-7
101876301	7-5	101897201	15-3	101928701	12-7, 15-3, 17-5
101876402	7-5	101897401	15-3	101929401	6-25
101876501	7-5	101897601	15-3	101931501	3-3, 13-13
101877601	7-5	101898001	7-15	101932201	4-5, 4-7
101877701	7-5	101903001	13-5	101932601	13-13
101878101	7-5	101903101	6-19	101932701	13-13
101878201	5-3	101903601	15-3	101932902	12-19
101878302	6-5	101903701	15-3	101933101	17-5
101879001	7-5	101905901	9-7	101936101	15-5
101879401	6-5	101906901	15-3	101936801	13-3
101879501	6-5	101908101	13-7	101939901	7-5
101879601	6-5	101908401	7-9, 13-7	101942301	14-3, 14-5
101879701	6-5	101908601	3-3	101953101	5-13
101879801	6-5	101908703	13-13	101953801	8-3
101879901	6-5	101909201	8-5	101953803	8-3
101880001	6-5	101909301	8-5	101954301	1-11, 1-25

INDEX

101955101	4-21	101998006	1-25	102243403	14-3, 14-5
101955301	9-3, 9-5	101998007	1-25	102248803	17-5
101956201	16-11	101998008	1-25	102251501	17-5
101956202	16-11	101998501	1-25	102259801	13-13
101957101	4-5, 4-7	102003201	9-3, 9-5	102263601	13-5, 13-13
101958101	9-13	102004101	6-9	102263701	13-13
101958201	16-11	102004201	6-25	102265601	14-3
101958301	16-11	102004401	1-7	102265701	14-3
101960501	1-49, 3-5	102005701	1-21	102265801	14-3
101960601	3-3, 3-5	102009402	2-3	102265901	14-3
101963401	8-15	102009403	2-3	102266001	14-3
101965205	13-13	102009502	2-3	102266101	14-3
101968701	13-5	102009503	2-3	102267001	14-3
101969701	4-21	102022101	5-13	102271601	8-11
101971301	9-15	102025801	1-11	102273201	16-5
101972001	1-51, 17-5	102026001	5-5, 5-7	102273301	16-5
101972002	17-5	102031901	12-11	102273401	16-5
101972003	17-5	102045001	1-11	102273501	16-5
101972004	17-5	102046501	3-7	102273601	16-5
101972005	17-5	102048401	1-11	102273701	16-3, 16-5
101972006	17-5	102061201	17-7	102273801	16-3, 16-5
101972007	17-5	102065901	8-15	102273901	16-3, 16-5
101972009	17-5	102066201	5-13, 6-25	102274001	16-5
101972011	17-5	102075801	3-3, 3-5	102278001	6-7
101972012	17-5	102076701	1-51	102289002	1-3
101972101	15-3	102101001	13-3	102292801	5-13
101972201	15-3	102101101	13-3	102296020	6-13
101972801	9-15	102155801	11-5	102296530	1-25, 1-29
101973101	9-7	102158901	5-5, 5-7	102298240	1-3
101973301	9-7	102163001	1-21	102298720	1-3
101973401	9-9	102163101	1-21	102304801	8-9
101973501	16-11	102185401	9-13	102323101	5-3
101976601	16-11	102186001	14-5	102323201	5-3
101978001	13-5	102186101	14-5	102324901	1-29
101978101	13-5	102186201	14-5	102336001	9-11
101978201	13-5	102186401	14-5	102336101	9-11
101978601	15-5	102186701	14-5	102352201	4-17
101980801	12-9	102186901	14-5	102353201	6-15
101980901	12-9	102187001	14-5	102353301	6-15
101981001	12-9	102187101	14-5	102353401	6-15
101984801	6-7	102187201	14-5	102354104	6-15
101985502	1-25	102190702	9-13	102354204	6-15
101987501	16-11	102196901	4-15, 13-5	102354901	4-17
101987602	1-25	102198701	4-5	102355001	4-17
101987701	9-3, 9-5	102199001	4-5	102355102	1-27
101987901	4-3	102199201	4-5	102355301	7-15
101988001	4-3	102199301	4-5	102356601	15-3
101988002	4-3	102199401	4-5	102356801	15-3
101988101	4-3	102199601	13-5	102357501	4-17
101988201	4-3	102235201	14-3, 14-5	102357701	6-15
101990801	5-13	102240104	14-3	102376001	12-3
101997802	4-23	102240501	13-13	102430901	8-13
101997803	4-23	102241502	17-5	102453001	12-9
101997902	4-23	102242101	11-5	102453101	12-9
101997903	4-23	102243101	13-13	102503211	1-29
101998004	1-25	102243402	17-5	102503212	1-29

INDEX

102503214	1-29	102852801	1-39	102901601	12-17
102503215	1-29	102854301	1-31, 1-33, 1-35, 1-37	102901701	12-17
102503221	1-25	102854302	1-31, 1-33, 1-35, 1-37	102901801	12-17
102503222	1-25	102865101	9-3, 9-5	102901901	12-17
102503224	1-25	102869401	4-5, 4-7, 4-11, 4-15	102902001	12-17
102503225	1-25	102871801	6-25	102902101	12-17
102508701	4-15	102886301	15-3	102902201	12-17
102511301	13-11	102886401	15-3	102902301	12-17
102511302	13-11	102886501	15-3	102902401	12-17
102515401	12-7, 12-13	102886601	15-3	102902501	12-17
102522001	9-5	102896801	12-13	102902601	12-17
102526201	12-3	102896901	12-13	102902701	12-17
102529201	4-9	102897201	12-15	102902801	12-17, 15-3
102537802	6-13	102897301	12-15	102915601	4-25
102538101	3-5	102897401	12-13	102947502	9-3
102538201	3-3	102897501	12-13	102952301	9-5
102540301	8-15	102897601	12-13	102952302	9-3
102540802	6-13	102897701	12-15	102969401	12-3
102541425	1-29	102897801	12-13	102969801	12-3
102541445	1-29	102897901	12-13	102969901	12-3
102541465	1-29	102898001	12-15	102977001	4-11
102541501	1-29	102898101	12-15	102977002	4-15
102555501	17-3	102898201	12-13	103173301	12-3
102562401	17-3	102898301	12-15	103177401	12-3
102572401	4-15, 13-5	102898401	12-15	103180101	4-11, 4-15
102582401	1-29	102898501	12-15	103192701	12-3
102616701	12-3	102898601	12-15	103197001	7-3
102618601	1-3, 1-29	102898701	12-15	103198301	4-15
102684602	12-3	102898801	12-15	103198401	7-9
102704701	14-5	102898901	12-15	103199001	4-11
102704801	14-5	102899001	12-15	103199101	4-11
102704901	14-5	102899101	12-13	103205501	7-9
102705001	14-5	102899201	12-13	103218601	4-15, 13-5
102711201	7-11	102899301	12-15	103221801	13-5
102751601	9-3, 9-5	102899401	12-13	103255601	4-5
102753401	8-9	102899501	12-15	103255701	4-7
102771701	15-3	102899601	12-15	103256901	4-5
102777401	13-11	102899701	12-13	103257001	4-7
102778501	1-7	102899801	12-13	103257603	4-13
102778502	1-7	102899901	12-15	103257701	4-13
102778503	1-7	102900001	12-13	103257801	4-13
102778504	1-7	102900101	12-13	103295101	12-5
102778505	1-7	102900201	12-13	103295201	12-5
102778507	1-7	102900301	12-13	103313301	1-11
102778509	1-7	102900401	12-15	103316701	13-13
102778601	1-11	102900501	12-15	103316801	13-13
102806201	13-13	102900601	12-13	103316901	13-13
102806203	13-13	102900701	12-15	103325501	14-3
102824402	1-31, 1-33, 1-35, 1-37	102900801	12-17	103325601	14-3
102829701	1-27	102900901	12-13	103325701	14-3
102829702	1-27	102901001	12-15	103325801	14-3
102829801	1-27	102901101	12-15	103337601	14-3
102830401	6-21	102901201	12-17	103345701	11-7
102830501	1-3	102901301	12-17	103348201	4-11
102832601	13-11	102901401	12-17	103348202	4-13, 4-15
102838401	8-5	102901501	12-17	103348501	4-11, 7-3

INDEX

103348601 4-11
103351001 6-17
103351101 6-23
103354401 4-13, 4-15
103364101 1-11
103364201 1-11
103364801 6-27
103365401 1-47
103365402 1-47
103365403 1-47
103365404 1-47
103365405 1-47
103365407 1-47
103365409 1-47
103365501 1-49
103365502 1-49
103365503 1-49
103365504 1-49
103365505 1-49
103365507 1-49
103365509 1-49
103369501 12-3
103377201 5-13
103377301 5-13
103378301 1-29
103378302 1-29
103389101 3-7
103389201 3-7
103389301 3-7
103389401 3-7
103395101 1-11
103397901 4-7, 16-7
103403101 13-13
103405401 1-7
103405402 1-7
103405501 6-13
103407601 1-39
103407701 1-41
103407801 1-41
103410401 1-35
103410501 1-31
103410601 1-37
103410701 1-33
103410803 1-37
103410901 1-33, 1-37
103411001 1-31, 1-35
103411101 1-31, 1-33, 1-35, 1-37
103411201 1-31, 1-33, 1-35, 1-37
103411501 1-3
103413101 1-3
103414901 4-7, 16-7
103428501 16-3
103428601 16-3
103428701 16-3
103428801 16-3
103429001 16-3

103429101 16-3
103429201 16-3
103429301 16-3
103429501 16-3
103429601 16-3
103429701 16-3
103434001 16-3
103439901 16-3
103499101 16-3
103499102 16-3
103499103 16-3
103582801 15-3
96704416 8-15

A

AC cord 16-3, 16-5, 16-7, 16-9, 16-11
AC cord bushing 16-3, 16-5
AC cord receptacle 16-11
accelerator bracket and bearing assembly 5-5, 5-7
accelerator cable 9-11
accelerator pedal 5-5, 5-7
accelerator pedal adjustment tool 17-3
accelerator pivot rod 5-5, 5-7
accelerator return spring 5-5, 5-7
accelerator rod 5-9
adapter
 cable (IQDM) 17-5
adhesive, guide ring 17-3
adjuster, lash 8-11
air box 9-15
air box top 9-15
air duct assembly 9-13
air duct shield 9-13
air filter 9-15
air intake hose 9-15
ammeter 16-3, 16-5, 16-7, 16-9, 16-11
anti-sway bar 6-27
A-plate strap 6-19
A-plate, delta 6-19
arbor 17-3
arm
 governor 9-11, 12-7, 12-13
 pivot 12-7
 rocker 8-9
armature 7-5, 14-3, 14-5
armature conversion kit 7-5
armrest 1-25, 1-29
assembly
 accelerator bracket and bearing 5-5, 5-7
 accelerator pivot rod 5-5, 5-7
 air box 9-15
 air box top 9-15
 air duct 9-13
 armature 7-5
 axle 12-11

backrest 1-29
bearing, steering shaft 6-7
bell crank and shaft 7-11
brake lever 5-11
brush connector 7-5
brush holder 7-5
carburetor 9-7
connecting rod 8-13
cylinder head 8-9
delta A-plate 6-19
delta shock and gear support 6-21
drive clutch 11-7
drive hub 11-7
driven clutch 11-5
driven clutch fixed-face 11-5
field coil 7-5
float 9-7
frame and field (motor) 14-5
fuel tank vent 9-3, 9-5
governor 12-9, 12-15
headlight 4-3
headlight harness 4-3
idle screw 9-7
inner ball joint 6-5
kingpin 6-19
moveable-face 11-5, 11-7
pilot air screw 9-7
plug cap 8-5
ratchet 5-3
secondary clutch weight 11-7
steering shaft 6-7
turn signal lens 4-3
axle 12-7, 12-11, 12-17, 15-3
axle guard 12-19, 15-5
axle shaft oil seal 12-11, 12-17, 15-3
axle tube 12-11, 12-17, 15-3

B

backing plate, brake 5-11
backrest assembly 1-29
backrest, beige 1-25
backrest, black 1-25
backrest, gray 1-25
backrest, white 1-25
ball bearing 8-11
ball joint 5-3, 5-9, 6-5, 6-11, 12-5
ball joint, left-hand thread 6-5, 6-11
ball stud 7-11, 12-7, 12-13
ball, shifter 12-9
ball, steel pressure relief 8-7
ball, trailer hitch 1-43
band, RPM limiter mount 8-5
bar, drive 13-3
bar, nerf 1-27
bar, side 1-27
bar, stabilizer 6-27

INDEX

- barb, vent 9-3, 9-5
 - barrel, plastic 1-7
 - battery charger 16-3, 16-5, 16-7, 16-9, 16-11
 - battery charger case 16-3, 16-5, 16-7, 16-9, 16-11
 - battery charger handle 16-5
 - battery charger receptacle 13-9
 - battery charger transformer 16-5, 16-7, 16-9, 16-11
 - battery clamp 7-15
 - battery condition indicator 4-13, 4-15
 - battery condition indicator kit 4-13
 - battery discharge machine 17-3
 - battery hold-down, 12-volt 13-11
 - battery insulator 1-47
 - battery light 4-15
 - battery terminal protector spray 17-3
 - battery thermometer 17-3
 - battery, 12-volt 7-15
 - battery, 12-volt, Trojan T1275, moist 13-11
 - battery, 12-volt, Trojan T1275, wet 13-11
 - bearing 15-3
 - ball 8-11
 - ball (motor) 14-5
 - ball (steering pinion) 6-5
 - cage roller 12-15
 - idler 11-7
 - inner axle tube 12-11, 15-3
 - lower pinion (steering) 6-5
 - needle 12-9
 - outer axle tube 12-11
 - pivot support 5-5, 5-7
 - steering shaft 6-7
 - thrust 6-19
 - bearing and oil seal remover 17-3
 - bearing driver set 17-3
 - bearing puller 17-3
 - bearing puller wedge 17-3
 - bearing retainer 14-3
 - bearing seat 6-7
 - bed, box 1-51
 - bell crank and shaft 7-11
 - bellows 6-5
 - belt, drive 11-3
 - belt, starter/generator 7-7
 - belt, V 7-7
 - beverage holder 1-19
 - bezel, headlight 4-3
 - bezel, taillight 4-25
 - block, brake-mounting 5-3
 - block, fuse 4-5, 4-7, 7-11
 - block, terminal 4-5, 4-7
 - body kick plate 1-47, 1-49
 - body, front 1-7, 1-31, 1-33, 1-35, 1-37
 - bolt, J- 13-11
 - bolt, U- 6-25
 - boot, steering column 6-7
 - boot, switch 7-9, 13-7
 - bottom, air box 9-15
 - box
 - air 9-15
 - differential 12-17
 - electrical component 7-11
 - steering gear 6-5
 - box bed 1-51
 - brace, canopy 1-11
 - bracket 6-25
 - accelerator cable 9-11
 - adjustable starter/generator 7-7
 - brake light switch 4-5, 4-7
 - FNR shifter 12-3
 - governor cable 9-11
 - headlight mounting 4-3
 - horn 4-21
 - hour meter 4-23
 - muffler mounting 10-3
 - oil filter mount 8-7
 - oil level switch 8-11
 - relay mounting 16-9
 - RPM limiter 8-5
 - snubber 8-15
 - stabilizer bar mounting 6-27
 - starter/generator mounting 7-7
 - steering column 6-7
 - steering column mounting 6-7
 - throttle spring return 9-9
 - Tow/Run switch 7-9, 13-7
 - brake adjusting mechanism 5-11
 - brake adjustment tool 17-3
 - brake backing plate 5-11
 - brake cable 5-13
 - brake cable equalizer 5-13
 - brake cable release tool 17-3
 - brake cluster 5-11
 - brake drum 5-11
 - brake lever 5-11
 - brake light switch bracket 4-5, 4-7
 - brake mounting block 5-3
 - brake pedal 5-3
 - brake pedal pad 5-3
 - brake relay kit, 12-volt 4-5
 - brake return spring 5-13
 - brake self-adjusting mechanism 5-11
 - brake shoe 5-11
 - brake spring 5-11
 - breaker, circuit 16-3, 16-5, 16-7, 16-9, 16-11
 - breather 12-7, 12-13, 15-3
 - brush 14-3, 14-5
 - brush and screw set 7-5
 - brush box assembly 14-5
 - brush connector 7-5
 - brush cover kit, starter/generator 7-5
 - brush guard support 6-21
 - brush holder 7-5
 - brush inspection port cover 7-5
 - brush plate
 - starter/generator 7-5
 - brush port cover 7-5
 - brush rigging 14-3, 14-5
 - brush spring 14-3, 14-5
 - brush spring set 7-5
 - brush spring, starter/generator 7-5
 - brush terminal, starter/generator 7-5
 - bulb, headlight 4-3
 - bulb, tail light 4-25
 - bumper 1-23
 - cast 1-3
 - drive unit (motor) 14-3, 14-5
 - rubber 5-3
 - spring return 5-5, 5-7
 - bushing 7-11, 11-7, 12-3
 - AC cord 16-3, 16-5
 - bronze 6-15
 - nylon 5-3
 - spindle 6-15
 - stabilizer bar 6-27
 - steel 6-21, 6-25
 - urethane 6-19, 6-21, 6-25
 - bushing support 6-27
 - bushing, insulated 14-3
 - button, choke 9-13
 - button, drive 11-5
 - buzzer, reverse 4-11, 4-15
- ## C
- cable
 - accelerator 9-11
 - brake 5-13
 - FNR shifter 12-5
 - governor 9-11
 - calibration test module 17-3
 - cam
 - driven clutch 11-5
 - electrical component box 7-11
 - cam, FNR shifter 12-3
 - camshaft 8-11
 - camshaft shim 8-11
 - camshaft spring 8-11
 - canopy 1-31, 1-35
 - canopy brace 1-11
 - canopy support 1-31, 1-33, 1-35, 1-37
 - canopy trim plate 1-31, 1-33, 1-35, 1-37
 - cap
 - dust 4-15, 13-5
 - front hub 6-15
 - fuel tank 9-3, 9-5
 - key switch 4-11, 4-15
 - plug 8-5

INDEX

- carburetor 9-7
 - carburetor gasket 9-9
 - carburetor insulator 9-9, 14-3
 - carburetor mounting gasket 9-9
 - card, safety first 17-5
 - cargo box 1-51
 - case
 - battery charger 16-3, 16-5, 16-7, 16-9, 16-11
 - differential gear 12-11
 - gear 12-7, 12-13, 15-3
 - rocker 8-9
 - cast bumper 1-3
 - CE mark controller 13-13
 - charger
 - wire assembly kit 16-7
 - charger bezel tool 17-3
 - charger hardware kit 16-3
 - charger receptacle 13-9
 - charger wires 16-3
 - charger, battery, PD2 16-5
 - charger, battery, PD3 16-3
 - charger, battery, PowerDrive 16-7
 - charger, battery, PowerDrive European 16-11
 - charger, battery, PowerDrive Export 16-9
 - choke button 9-13
 - choke lever 9-13
 - choke lever guide 9-13
 - choke positioner 9-13
 - choke valve 9-15
 - circuit breaker 16-3, 16-5, 16-7, 16-9, 16-11
 - clamp
 - battery 7-15
 - cable retaining 9-11
 - hose 9-3, 9-5, 9-9, 9-15
 - muffler hose 10-3
 - clevis, upper delta 6-19
 - clip
 - meter 4-11
 - cluster idler gear 12-9
 - cluster, brake 5-11
 - clutch cam installation tool 17-3
 - clutch repair kit 11-5
 - clutch tool kit 17-3
 - clutch weight 11-7
 - clutch, driven 11-5
 - coil, field 7-5
 - coil, ignition 8-5
 - collet 8-9
 - column, steering 6-7
 - communication display module 17-5
 - component box, electrical 7-11
 - component mounting plate 13-13
 - compression gauge 17-5
 - compression lug 13-13
 - compression mount 6-27
 - compression spring 9-13
 - compressor, piston ring 17-5
 - compressor, valve spring 17-7
 - computer, onboard 13-13
 - connecting rod 8-13
 - connector, a- 7-5
 - continuity tester 17-5
 - controller cover 13-13
 - controller cover gasket 13-13
 - controller, motor speed
 - IQ 13-13
 - controller, motor speed (CE) 13-13
 - converter, DC/DC 4-17
 - cord connector 8-11
 - cord set, DC 16-3, 16-5
 - cord, AC 16-3, 16-5, 16-7, 16-9, 16-11
 - cord, DC 16-7, 16-9, 16-11
 - counterbalance guide shaft 8-13
 - counterbalance weight 8-13
 - cover
 - brush inspection port 7-5
 - brush port 7-5
 - crankcase 8-11
 - dust 5-11
 - electrical box 7-11
 - fuse block 4-7
 - oil pump 8-7
 - rocker switch hole 4-11, 4-15
 - screw head 4-11, 4-15
 - steering column 6-7
 - cover gasket, controller 13-13
 - cover plate 14-5
 - cover, controller 13-13
 - cover, speed controller 13-13
 - cover, steering column 4-9
 - cowl 1-7, 1-31, 1-33, 1-35, 1-37
 - cowl support 1-11
 - crankcase 8-13
 - crankcase cover 8-11
 - crankcase vent tube 9-9
 - crankshaft 8-13
 - crankshaft rod 8-13
 - crankshaft shim 8-13
 - C-type stop ring 6-5
 - cup holder 1-19
 - cup, spring 5-5, 5-7
 - current limiter 16-11
 - cushion, shock absorber 6-23
 - cutter, valve seat 17-7
 - cylinder head 8-9
- D**
- damper, RPM limiter 8-5
 - dash closeout panel 1-11
 - dash component 1-13
 - dash panel 4-11, 4-15
 - DC cord 16-7, 16-9, 16-11
 - DC cord set 16-3, 16-5
 - DC/DC converter 4-17
 - decal
 - battery danger 3-3
 - bed load warning 3-3, 3-5
 - box bed warning 1-51
 - Club Car name plate 3-7
 - component cover 3-3, 13-13
 - dash warning 3-3, 3-5
 - driver/passenger 3-5
 - frame ground 3-5
 - maintenance/operate switch 7-9
 - on/off 3-3, 3-5
 - operating instructions 3-3, 3-5
 - operating instructions (electric) 3-3
 - operating instructions (gas) 3-5
 - rotating parts 1-49, 3-5
 - Tow/Run switch warning 3-3
 - trailer hitch 1-43, 3-3, 3-5
 - young driver warning 3-3, 3-5
 - delta A-plate 6-19
 - delta A-plate sub-assembly 6-19
 - delta shock and gear support 6-21
 - DF-terminal insulator 7-5
 - diagnostic port 4-15, 13-5
 - differential drive unit 12-7, 15-3
 - differential gear 12-11, 15-3
 - differential gear case 12-11, 12-17
 - differential guard 12-19, 15-5
 - differential housing 15-3
 - differential idler gear 12-11
 - differential pin 12-11
 - diode 7-11
 - diode, rectifier 16-5
 - dipstick 8-3
 - drain plug 8-7, 12-13
 - drain plug gasket 8-7, 12-7, 12-13
 - drink holder 1-19
 - drive bar 13-3
 - drive belt 11-3
 - drive button 11-5
 - drive clutch assembly 11-7
 - drive clutch button 11-7
 - drive clutch fixed-face 11-7
 - drive clutch holder tool 17-3
 - drive clutch hub puller 17-3
 - drive clutch puller 17-3
 - drive clutch pulley 11-7
 - drive clutch spring 11-7
 - drive clutch weight 11-7
 - drive hub 11-7
 - drive selector shaft 12-7, 12-13
 - drive unit bumper 14-3, 14-5
 - drive unit guard 12-19, 15-5
 - driven clutch 11-5

INDEX

driven clutch button 11-5
driven clutch cam 11-5
driven clutch cam puller 17-3
driven clutch fixed-face assembly 11-5
driven clutch puller plug 17-3
driver, drive clutch 11-7
drum, brake 5-11
dry moly lubricant 17-5
dust cap 4-15, 13-5
dust cover 5-11

E

eccentric adjustment screw 6-21
E-clip 5-13
electrical box cover 7-11
electrical component box 7-11
enclosure 1-39, 1-41
end bell, commutator 7-5
end bell, output shaft 7-5
end cap, motor 14-3, 14-5
end shield
 motor 14-3
engine 8-3
engine mounting plate 8-15
engine shroud 8-3
equalizer rod 5-13
equalizer, brake cable 5-13
exhaust system 10-3
exhaust valve 8-9
extrusion, cover support 13-13
extrusion, fender 1-7
extrusion, plastic 1-23

F

face, moveable 11-5, 11-7
fan housing 8-3
fan shroud 8-3
fan, flywheel 8-5
fender extrusion 1-7
fender, inner 1-45
field coil 7-5
field coil housing 7-5
fill plug 12-7, 12-13
fill plug gasket 12-13
filter
 air 9-15
 fuel 9-3, 9-5
 oil 8-7
 oil pump 8-7
fitting, thread-forming grease 6-5, 6-11, 6-15
fixed-face, drive clutch 11-7
fixed-face, driven clutch 11-5
float 9-7
floor mat 1-15
flywheel 8-5

flywheel fan 8-5
flywheel fan plate 8-5
flywheel puller 17-5
FNR closeout brush 4-11
FNR shift lever 12-7, 12-13
FNR shifter 12-3
FNR shifter bracket 12-3
FNR shifter cable 12-5
FNR shifter cam 12-3
fork, shift 12-9, 12-15
frame and field assembly (motor) 14-5
frame and field, starter/generator 7-5
front body 1-7, 1-31, 1-33, 1-35, 1-37
front body support 1-47, 1-49
front hub 6-15
front leaf spring 6-21
front spring retainer plate 6-21
F-terminal hardware 7-5
f-terminal insulator 7-5
fuel filter 9-3, 9-5
fuel gauge sending unit 9-5
fuel line 9-3, 9-5, 9-9
fuel meter 4-11
fuel pump, impulse 9-3, 9-5
fuel tank 9-3, 9-5
fuel tank cap 9-3, 9-5
fuel tank strap 9-3, 9-5
fuel tank vent 9-3, 9-5
fuse 13-9, 16-7, 16-9, 16-11
 10-amp 7-11
 20-amp 4-5, 4-7, 7-11
 3/8-amp 13-9
 charger 16-3, 16-5
fuse block 4-5, 4-7, 7-11
fuse block cover 4-7

G

gasket
 carburetor 9-9
 carburetor mounting 9-7, 9-9
 crankcase cover 8-9, 8-11
 drain plug 8-7, 12-7
 drain plug, fill plug 12-13
 exhaust 8-9, 10-3
 head 8-9
 insulator 8-9, 9-9
 liquid 12-7, 15-3, 17-5
 plug 15-3
 rocker case 8-9
 seat 1-25
 sending unit 9-5
 taillight 4-25
gasket kit, FE350 8-9
gasket, controller cover 13-13
gauge, battery condition 4-13, 4-15
gauge, compression 17-5

gauge, fuel-hour 4-11
gear
 25 tooth 12-15
 28 tooth 12-15
 case 12-13
 cluster idler 12-9
 differential 12-11, 12-17, 15-3
 differential idler 12-11, 15-3
 differential output 15-3
 helical 8-13, 12-9, 12-11
 planetary 12-17
 speed governor 12-15
 spur 8-13, 12-9
 sun 12-17
 synchro 12-9
gear yoke 17-5
gearcase 12-7, 15-3
governor 12-9, 12-15
governor arm 9-11, 12-7, 12-13
governor cable 9-11
governor cable bracket 9-11
governor shaft installation tool 17-5
grommet 1-31, 1-35, 9-3, 9-5
 ignition 8-5
guard, differential 12-19, 15-5
guide
 choke lever 9-13
 intake valve 8-9
 valve 8-9
 valve seat cutter 17-7
guide ring adhesive 17-3
gun rack, floor mount 1-17

H

handle, battery charger 16-5
hardware kit, charger 16-3
hardware, F-terminal 7-5
harness, headlight 4-5, 4-7
harness, wire 4-17, 7-3, 13-5
harness, wire, lighting 4-7
head gasket 8-9
head, cylinder 8-9
headlight 4-3
headlight assembly 4-3
headlight bulb 4-3
headlight harness 4-3
headlight retainer 4-3
headlight wire harness 4-5, 4-7
heatsink 16-5
heatsink and rectifier 16-3, 16-7, 16-9, 16-11
helical gear 8-13, 12-9, 12-11
hill brake rod 5-3
hill brake weld assembly 5-3
hinge plate 1-25, 1-47, 1-49
hitch, trailer 1-43
hitch, trailer, ball 1-43

INDEX

hold-down, battery, 12-volt 13-11
holder, cup 1-19
hole plug 4-15
horn 4-21
horn bracket 4-21
horn button and wire assembly 4-21
hose
 fuel 9-3, 9-5
hose, air intake 9-15
hour meter 4-11, 4-23
hour meter, 36-48 volt 4-23
housing
 2-pin 13-3
 3-pin 13-3, 14-3, 14-5
 6-pin 13-13
 differential 15-3
 fan 8-3
 field coil 7-5
hub 6-15
hub and spindle 6-15
hub cap 6-15
hub, front 6-15
hub, synchronizer clutch 12-9
hydrometer 17-5

I

idle screw assembly 9-7
idler bearing 11-7
idler gear, differential 15-3
ignition coil 8-5
indicator, battery condition 4-13, 4-15
inner frame snubber 8-15
input shaft 15-3
insert, synchronizer 12-9
instrument panel 4-11, 4-15
insulated bushing 14-3
insulator gasket 8-9, 9-9
insulator, battery 1-47
insulator, carburetor 9-9, 14-3
intake pipe 9-9
intake valve 8-9
intermediate shaft 15-3
internal retaining ring pliers 17-5
IQ display module (IQDM) 17-5

J

J-bolt 13-11
jet, main 9-7
jet, pilot 9-7
joint
 ball 5-3, 5-9, 6-11, 12-5
 left-hand thread ball 6-5, 6-11
 steering 6-9

K

key
 crankshaft 8-5, 8-13
 driven clutch 11-5
 On/Off 4-11, 4-15
 square 11-5
 starter/generator 7-5
 woodruff 12-7
key switch 4-11
key switch cap 4-11, 4-15
key switch, On/Off 4-15
kick plate, body 1-47, 1-49
kingpin 6-19
kit
 2-pin housing 13-3
 3-pin housing 13-3, 14-3, 14-5
 6-pin housing 13-13
 accelerator pivot rod 5-5, 5-7
 air duct shield 9-13
 armature conversion 7-5
 battery condition indicator 4-13
 brake cable 5-13
 brake pedal 5-3
 brake relay 4-5
 brake shoe retainer 5-11
 clutch repair 11-5
 differential gear case 12-11
 drive clutch button 11-7
 drive clutch weight 11-7
 driven clutch button 11-5
 enclosure 1-39, 1-41
 fixed-face drive 11-7
 flywheel puller 17-5
 front hub replacement 6-15
 fuel tank 9-5
 gasket, FE350 8-9
 hour meter 4-23
 IQ display module (IQDM) 17-5
 magnet and bearing 14-3
 motor brush 14-5
 motor brush spring 14-5
 motor cover plate 14-5
 motor speed sensor 14-5
 motor terminal hardware 14-5
 park brake latch 5-3
 park brake pedal 5-3
 PD3 hardware 16-3
 PD3 wiring 16-3
 piston ring compressor 17-5
 relay, 48V 4-7, 16-7
 shock absorber cushion 6-23
 shoe retainer 5-11
 steering column mounting bracket 6-7
 taillight hardware 4-25
 transmission tool 17-7

tune-up 17-7
turn signal 4-9
windshield, hinged 1-21
windshield, one-piece 1-23
wire assembly, charger 16-7
knob, forward/reverse 12-3

L

lamp, turn signal and socket 4-9
lash adjuster 8-11
latch, air box 9-15
latch, park brake 5-3
L-bracket, motor 14-5
leaf spring 6-21, 6-25
lens, headlight 4-3
lens, taillight 4-25
lever
 choke 9-13, 9-15
 drive selector 12-7
 speed governor 12-13
 transmission shift 12-7, 12-13
light
 battery 4-15
 oil 4-11
limit switch 4-5, 4-7, 7-11, 7-13, 12-3
limiter
 current 16-11
 RPM 8-5
 voltage 4-5, 4-7, 4-19
line, fuel 9-3, 9-5, 9-9
link, rack and pinion drag 6-5
link, stabilizer bar 6-27
liquid gasket 12-7, 15-3, 17-5
low oil warning light 4-11
lubricant, dry moly 17-5
lubricant, moly-teflon 14-3, 14-5, 17-5
lug nut 2-3
lug stud 6-15, 12-11, 12-17, 15-3
lug, compression 13-13

M

magnet and bearing kit 14-3
magnet, speed sensor 14-3, 14-5
main jet 9-7
mat, floor 1-15
MCOR 13-3
mechanism, brake adjusting 5-11
meter clip 4-11
meter, hour 4-23
meter, volt ohm 17-7
module
 calibration test 17-3
 communication display 17-5
moly-teflon lubricant 17-5
motor

INDEX

48-volt 14-3
48-volt IQ 14-5
motor armature 14-3
motor brush 14-3
motor brush kit 14-5
motor brush spring kit 14-5
motor bumper 14-3, 14-5
motor end cap 14-3, 14-5
motor end shield 14-3
motor L-bracket 14-5
motor magnet, speed sensor 14-3, 14-5
motor speed controller
CE 13-13
IQ 13-13
motor speed sensor 14-3, 14-5
motor speed sensor kit 14-5
motor stator shell and winding 14-3
motor terminal hardware kit 14-5
mount, compression 6-27
mounting block, brake 5-3
moveable-face 11-5, 11-7
muffler hose clamp 10-3

N

needle bearing 12-9
nerf bar 1-27
non-skid tape 1-27
nozzle, main 9-7
nut, lug 2-3

O

OBC 13-13
oil conveyor 12-13
oil filler tube 8-3
oil filter 8-7
oil filter mount bracket 8-7
oil filter screen 8-11
oil filter screen plate 8-11
oil level sensor 8-11
oil level switch bracket 8-11
oil pump and rotor 8-7
oil pump cover 8-7
oil pump filter 8-7
oil pump plate 8-7
oil seal 8-9, 8-11, 8-13, 12-7, 12-9
oil warning light, low 4-11
onboard computer 13-13
O-ring 8-3, 8-9, 8-11, 8-13

P

pad
accelerator pedal 5-5, 5-7
brake pedal 5-3
park brake 5-3
paint, touch-up 17-5

panel
closeout, dash 1-11
panel, instrument 4-11, 4-15
park brake latch 5-3
park brake pedal 5-3
park brake rod sleeve 5-3
park brake spacer 5-3
park brake torsion spring 5-3
pawl 5-3
pedal, accelerator 5-5, 5-7
pedal, brake 5-3
pedal, park brake 5-3
pilot air screw assembly 9-7
pilot jet 9-7
pin
bow tie locking 5-13
clevis 5-13
differential 12-11
piston 8-13
pinion, steering 6-5
pipe, intake 9-9
piston 8-13
piston pin 8-13
piston ring 8-13
piston ring compressor 17-5
piston ring pliers 17-5
piston ring set 8-13
pivot arm 12-7
pivot support bearing 5-5, 5-7
plate
backing (brake) 5-11
body kick 1-47, 1-49
component mounting 13-13
cover 14-5
engine mounting 8-15
flywheel fan 8-5
front spring retainer 6-21
hinge 1-25, 1-47, 1-49
oil filter screen 8-11
oil pump 8-7
receptacle backing 13-9
spring mounting 6-21
thrust 12-9, 12-11
plate, canopy trim 1-31, 1-33, 1-35, 1-37
plate, steering wheel center 6-13
pliers
internal retaining ring 17-5
piston ring 17-5
retaining ring 17-5
plug
6-pin 13-13
drain 8-7, 12-13
driven clutch puller 17-3
fill 12-7, 12-13
hole 4-15
spark 8-5

plug cap 8-5
pole set 7-5
port, diagnostic 4-15, 13-5
positioner, choke 9-13
press weldment 17-3
protector spray, battery terminal 17-3
puller
bearing 17-3
drive clutch 17-3
drive clutch hub 17-3
driven clutch cam 17-3
flywheel 17-5
seal 17-5
pulley
drive clutch 11-7
starter-generator 7-5
v-belt 7-5
pump, impulse fuel 9-3, 9-5
push rod 8-9

R

rack and pinion drag link 6-5
rack guide pressure spring 6-5
rack, steering 6-5
ratchet, park brake 5-3
reamer, valve guide 17-7
rear spring shackle 6-25
receptacle 13-9
receptacle backing plate 13-9
receptacle, AC cord 16-11
receptacle, battery charger 13-9
rectifier diode 16-5
rectifier with heatsink 16-3, 16-7, 16-9, 16-11
regulator, voltage 7-11
relay 4-7, 16-3, 16-7, 16-9, 16-11
relay mounting bracket 16-9
relay, 12-volt 4-5
relay, 48V 4-7, 16-7
relay, 48-volt 16-5
relay, brake, kit, 12-volt 4-5
remover, bearing and oil seal 17-3
resistor assembly 13-13
retainer
accelerator pedal spring 5-5, 5-7
bearing 14-3
brake shoe 5-11
headlight 4-3
shock absorber cushion 6-23
spring (drive clutch) 11-7
valve spring 8-9
retaining ring 6-7
retaining ring pliers 17-5
return spring bumper 5-5, 5-7
reverse buzzer 4-11, 4-15
rigging, brush 14-3
ring

INDEX

- C-type stop 6-5
- piston 8-13
- retaining 6-7, 7-11, 11-5, 11-7
- snap 6-5, 8-9, 8-13
- spiral backup 11-7
- synchronizer 12-9
- rivet, blind push 6-13
- rock guard 12-19, 15-5
- rocker arm 8-9
- rocker case 8-9
- rocker case gasket 8-9
- rocker shaft 8-9
- rocker switch 4-15
- rocker switch (lights) 4-5, 4-7, 4-11, 4-15
- rod
 - accelerator 5-9
 - accelerator pivot 5-5, 5-7
 - connecting 8-13
 - crankshaft 8-13
 - equalizer 5-13
 - hill brake 5-3
 - push 8-9
 - shift 12-9
 - tie 6-11
- RPM limiter 8-5
- RPM limiter bracket 8-5
- RPM limiter damper 8-5
- RPM limiter mount band 8-5
- S**
- safety decal 3-3, 3-5
- safety first card 17-5
- score card plate 6-13
- screen, oil filter 8-11
- screw, eccentric adjustment 6-21
- screw, valve clearance adjuster 17-7
- seal
 - intake 9-15
 - lip 15-3
 - oil 8-9, 8-11, 8-13, 12-7, 12-9, 12-11, 12-17, 15-3
 - steering pinion dust 6-5
 - vertical socket dust 6-5, 6-11
- seal puller 17-5
- sealant 12-7, 15-3
- seat
 - spring 8-9
 - valve 8-7
- seat back, beige 1-25
- seat back, black 1-25
- seat back, gray 1-25
- seat back, white 1-25
- seat bottom assembly 1-25
- seat gasket 1-25
- seat, bearing 6-7
- sending unit, fuel gauge 9-5
- sensor, motor speed 14-3, 14-5
- sensor, oil level 8-11
- sensor, speed 14-3
- set, brush and screw 7-5
- set, pole 7-5
- shackle, rear spring 6-25
- shaft
 - counterbalance guide 8-13
 - drive selector 12-7, 12-13
 - input 15-3
 - intermediate 15-3
 - rocker 8-9
 - steering column 6-7
 - transmission 12-9, 12-15
- shaft, reverse gear 12-15
- shaft, secondary
 - transmission 12-15
- shield, air duct 9-13
- shift fork 12-9, 12-15
- shift lever 12-7, 12-13
- shift rod 12-9
- shifter, FNR 12-3
- shim, camshaft 8-11
- shim, crankshaft 8-13
- shock absorber 6-17, 6-23
- shock absorber cushion 6-23
- shock absorber cushion retainer 6-23
- shoe retainer kit 5-11
- shoe, brake 5-11
- shroud 8-3
- shroud, engine 8-3
- shroud, fan 8-3
- side bar 1-27
- signal, turn 4-9
- sleeve
 - delta A-plate 6-19
 - governor 12-9
 - park brake rod 5-3
 - synchronizer 12-9
- snap ring 6-5, 8-9, 8-13
- snubber bracket 8-15
- snubber, inner frame 8-15
- socket 6-5, 6-11
- solenoid 13-13
- solenoid, 12-volt 7-11
- spacer 1-3
 - accelerator pivot rod 5-5, 5-7
 - park brake 5-3
- spark arrester 10-5
- spark plug 8-5
- speed controller
 - CE 13-13
 - IQ 13-13
- speed controller cover 13-13
- speed sensor 14-3, 14-5
- speed sensor magnet 14-3, 14-5
- speed sensor, motor 14-3, 14-5
- spindle 6-15
- spindle and hub 6-15
- spiral backup ring 11-7
- spray, battery terminal protector 17-3
- spring
 - accelerator return 5-5, 5-7
 - brake 5-11
 - brake return 5-13
 - brush 7-5, 14-3, 14-5
 - camshaft 8-11
 - compression 9-13
 - drive button 11-7
 - drive clutch 11-7
 - driven clutch 11-5
 - extension return 9-15
 - leaf 6-21, 6-25
 - park brake torsion 5-3
 - rack guide pressure 6-5
 - shifter 12-9
 - steering shaft compression 6-7
 - synchronizer 12-9
 - throttle return 9-9
 - valve 8-9
- spring cup 5-5, 5-7
- spring mounting plate 6-21
- spur gear 8-13, 12-9
- stabilizer bar 6-27
- stabilizer bar link 6-27
- stabilizer bar mounting bracket 6-27
- stand-offs, plastic 16-3
- starter/generator (cw) (model G425419) 7-5
- starter/generator belt 7-7
- starter/generator brush cover kit 7-5
- starter/generator brush plate 7-5
- starter/generator brush spring 7-5
- starter/generator brush terminal 7-5
- starter/generator frame and field 7-5
- starter/generator pulley 7-5
- stator shell and winding 14-3
- steel bushing 6-21, 6-25
- steel pressure relief ball 8-7
- steering column 6-7
- steering column bearing press tool 17-7
- steering column cover 4-9
- steering column retaining ring tool 17-7
- steering gear box 6-5
- steering joint 6-9
- steering pinion 6-5
- steering pinion dust seal 6-5
- steering rack 6-5
- steering shaft assembly 6-7
- steering shaft compression spring 6-7
- steering wheel 6-13
- steering wheel puller tool 17-7
- stem, valve 2-3

INDEX

stiffener, flywheel side 8-15
stiffener, PTO side 8-15
strap, A-plate 6-19
strap, fuel tank 9-3, 9-5
stud 8-15
 lug 6-15, 12-11, 12-17, 15-3
stud, ball 7-11, 12-7, 12-13
support
 brush guard 6-21
 cowl 1-11
support yoke (steering) 6-5
support, bushing 6-27
support, front body 1-47, 1-49
suppressor, voltage 4-5, 16-7, 16-9, 16-11
switch
 four-position 16-9, 16-11
 key 4-11, 4-15
 light rocker 4-5, 4-7, 4-11, 4-15
 limit 4-5, 4-7, 7-11, 7-13, 12-3
 rocker 4-15
 Tow/Run 13-7
 turn signal 4-9
switch rubber boot 7-9, 13-7
switch, toggle 7-9
synchro gear 12-9
synchronizer clutch hub 12-9
synchronizer insert 12-9
synchronizer sleeve 12-9
synchronizer spring 12-9
synchronizer, complete 12-15
system, exhaust 10-3

T

12-volt battery 7-15
12-volt solenoid 7-11
tachometer 17-7
tail light bulb 4-25
taillight 4-25
taillight assembly 4-25
taillight base 4-25
taillight bezel 4-25
taillight gasket 4-25
taillight hardware kit 4-25
taillight lens 4-25
tank, fuel 9-3, 9-5
tape 9-13
tape, non-skid 1-27
terminal block 4-5, 4-7, 13-13
terminal, 1/4 quick-disconnect 4-17
tester, continuity 17-5
thermometer, battery 17-3
thread-forming grease fitting 6-5, 6-11, 6-15
throttle return spring 9-9
throttle spring return bracket 9-9
thrust bearing 6-19
thrust plate 12-9, 12-11

tie rod 6-11
tie wrap 4-9, 4-17, 4-23, 6-5, 7-11, 12-5, 13-13
tire 2-3
toggle switch 7-9
tool
 accelerator pedal adjustment 17-3
 brake adjustment 17-3
 brake cable release 17-3
 charger bezel 17-3
 clutch cam installation 17-3
 drive clutch holder 17-3
 governor shaft installation 17-5
 steering column bearing press 17-7
 steering column retaining ring 17-7
 steering wheel puller 17-7
 transaxle axle seal 17-7
 transaxle pinion seal 17-7
 transmission 17-7
tool kit, clutch 17-3
touch-up paint 17-5
Tow/Run switch 13-7
Tow/Run switch bracket 7-9, 13-7
trailer hitch 1-43
trailer hitch ball 1-43
transaxle (Electric Vehicle) 15-3
transaxle axle seal tool 17-7
transaxle Graziano (gasoline vehicle), unitized 12-13
transaxle guard 12-19, 15-5
transaxle pinion seal tool 17-7
transaxle, Kawasaki (Gasoline Vehicle) 12-7
transformer 16-3
transformer, battery charger 16-5, 16-7, 16-9, 16-11
transmission secondary shaft 12-15
transmission shaft 12-9, 12-15
transmission tool 17-7
tube
 axle 12-11, 12-17, 15-3
 crankcase vent 9-9
 oil filler 8-3
tune-up kit 17-7
turn signal 4-9
turn signal conversion kit 4-9
turn signal lens 4-3
turn signal socket and lamp 4-9

U

U-bolt 6-25
unitized transaxle Graziano 12-13
upper delta clevis 6-19
urethane bushing 6-19, 6-21, 6-25

V

valve
 choke 9-15

exhaust 8-9
fuel pickup tube 9-3, 9-5
intake 8-9
reed 8-9
valve clearance adjuster screw 17-7
valve guide 8-9
valve guide reamer 17-7
valve guide, intake 8-9
valve seat 8-7
valve seat cutter 17-7
valve seat cutter guide 17-7
valve seat t-wrench 17-7
valve spring 8-9
valve spring compressor 17-7
valve spring retainer 8-9
valve stem 2-3
v-belt 7-7
vent barb 9-3, 9-5
vertical socket dust seal 6-5, 6-11
volt ohm meter 17-7
voltage limiter 4-5, 4-7, 4-19
voltage regulator 7-11
voltage suppressor 4-5, 16-7, 16-9, 16-11

W

warning light, low oil 4-11
wedge, bearing puller 17-3
weight
 clutch 11-7
 counterbalance 8-13
 secondary clutch 11-7
weldment
 press 17-3
wheel 2-3
wheel, steering 6-13
windshield
 hinged 1-21
 one-piece 1-23
windshield channel 1-21
wire harness 4-17, 7-3, 13-5
wire harness, headlight 4-5, 4-7
wire harness, lighting 4-7
wiring, charger 16-3
woodruff key 12-7
wrap, tie 4-9, 4-17, 4-23, 6-5, 7-11, 12-5, 13-13

Y

yoke, gear 17-5
yoke, support (steering) 6-5



Club Car, Inc.
P.O. Box 204658
Augusta, GA 30917-4658
USA

Web www.clubcar.com
Phone 1.706.863.3000
1.800.ClubCar
Int'l +1 706.863.3000
Fax 1.706.863.5808