



Club Car

**PARTS &
ACCESSORIES
CATALOG**

EDITION 1

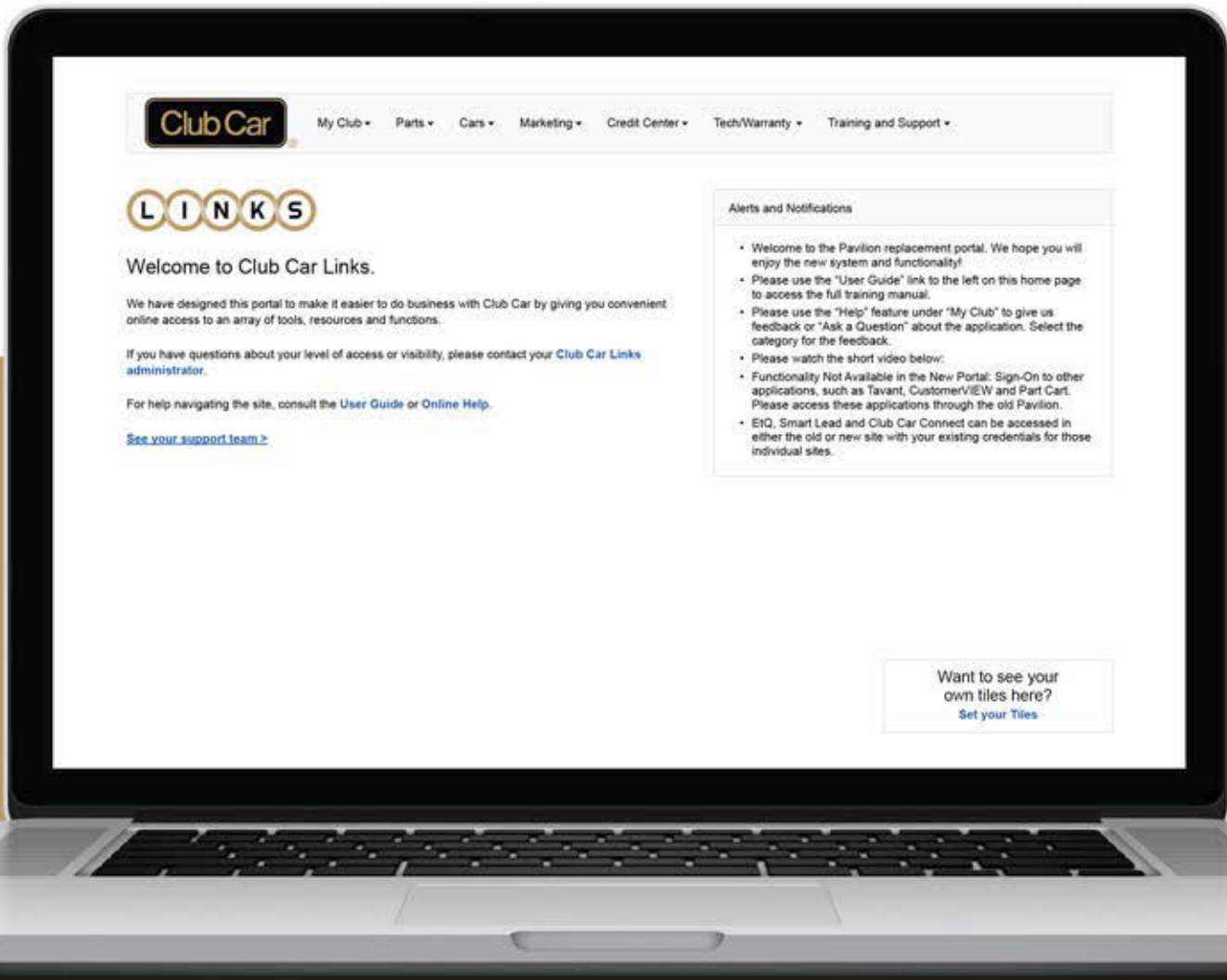


PAVILION IS NOW CLUB CAR LINKS!



Visit the all new Club Car® Links online ordering portal for:

- Salesforce.com platform – Platform will accommodate growth and stability.
- Accessible from any web browser or mobile device
- Intuitive Navigation
- Customize your home page
- Full text searching for bulletins and Tech Pubs
- Account Information
- Invoice history
- Order and shipment history
- Bulletins, Training, Marketing
- Parts ordering with parts searching
- Stay connected with Club Car through Club Car Links



VISIT <https://irco.force.com/ClubCarLinks>




TABLE OF CONTENTS

Section and Page Number

SECTION	PAGES
TABLE OF CONTENTS	1-2
FEATURED	3-14
ACCELERATOR & BRAKES	15-32
AIR & FUEL DELIVERY	33-44
BATTERY & CHARGERS	45-54
BELTS	55-56
BODIES & COWLS	57-60
BODY & TRIM	61-84
CABS, ENCLOSURES & COVERS	85-94
CANOPIES & SUPPORTS	95-104
CHASSIS	105-108
CLUTCHES	109-112

SECTION	PAGES
CONTROLLERS	113-116
DRIVE TRAIN	117-144
ELECTRICAL	145-160
ENGINE & PARTS	161-196
EXHAUST	197-198
F & R SWITCHES	199-202
FILTERS & IGNITION	203-204
GAUGES & INDICATORS	205-206
GOLF ACCESSORIES	207-214
GRAPHICS	215-228
HARDWARE & FASTENERS	229-276
HEATERS	277-278
INTERIOR TRIM	279-282
LIFT	283-284
LIGHTS & HORNS	285-292
LITERATURE	293-302
MIRRORS	303-304
MOTORS	305-310
REAR SEATS	311-316
SERVICE SUPPLIES	317-320
SPORTING & STORAGE ACCESSORIES	321-324
STARTER GENERATOR	325-330
STEERING	331-338
SUSPENSION	339-350
UPHOLSTERY/SEAT COVERS	351-356
VAN BOX/CAFÉ EXPRESS	357-364
VERSATTACH	365-366
WHEELS & TIRES	367-374
WINDSHIELDS	375-378
INDEX - NUMERIC	379-392



Featured Accessories

YOUR CUSTOMERS ARE ASKING FOR GENUINE CLUB CAR® ACCESSORIES

There are a million and one different uses for driving a Club Car. Whether for personal use like taking a family cruise through the neighborhood, playing golf with friends or carrying feed to the cattle on the farm, our objective is to deliver the parts and accessories needed to make the job at hand effortless.

Stock Genuine Club Car Parts and Accessories and receive:

- Designs which are tested for durability, safety, and serviceability.
- Outstanding quality and long term value over competitive products.
- Accessories designed for superior fit and finish on Club Car vehicles.
- Points toward Black and Gold awards.

NEW WHEELS & TIRES BY CLUB CAR®

KENDA™ KRAKEN TIRES

- Club Car exclusive, PATENT PENDING tread pattern provides off-road grip while reducing road noise
- Designed with only premium compounds for increased durability and overall tread life
- Sidewalls meet Club Car standards for stability, durability and reliability while providing a comfortable ride
- Ozone tested and weather rot resistant
- Tires pair perfectly with NEW Precedent® electric 4-inch lift kit



WHEELS

- Club Car exclusive, patent pending Atlas and Mercury wheel designs
- Gloss Black finish with machined accents
- Available in 10 x 7, 12 x 7, and 14 x 7 inch sizes
- Universal chrome center cap included
- Standard 4-bolt hole pattern; Lug nuts are required and sold separately
- Meets or exceeds Club Car standards for stability, reliability and finish
- Passes SAE automotive aftermarket industry standard for durability
- Negative 18mm offset design eliminates the need for wheel spacers when used with NEW Precedent® electric 4-inch lift kit



PART NO.

DESCRIPTION

47561644001	22x10-10 Kraken Tire with 10x7 inch Mercury Gloss Black Wheel
47561645001	22x10-10 Kraken Tire with 10x7 inch Atlas Gloss Black Wheel
47561648001	23x10-12 Kraken Tire with 12x7 inch Mercury Gloss Black Wheel
47561649001	23x10-12 Kraken Tire with 12x7 inch Atlas Gloss Black Wheel
47562947001	23x10-14 Kraken Tire with 14x7 inch Mercury Gloss Black Wheel
47562948001	23x10-14 Kraken Tire with 14x7 inch Atlas Gloss Black Wheel
47562951001	17mm Hex x 1/2 in - 20 Chrome Lug Nut

NEW WHEELS & TIRES

BY CLUB CAR®

KENDA™ LOADSTAR TIRES

- A Club Car exclusive, 205/55-10, provides highest ground clearance for Precedent®, without a lift kit
- DOT approved
- Industry proven tread pattern
- Designed with only premium compounds for increased durability and overall tread life
- Sidewalls meet Club Car standards for stability, durability and reliability while providing a comfortable ride
- Ozone tested and weather rot resistant



WHEELS

- Club Car exclusive, patent pending Atlas and Mercury wheel designs
- Gloss Black finish with machined accents
- Available in 10 x 7 inch size
- Universal chrome center cap included
- Standard 4-bolt hole pattern; Lug nuts are required and sold separately
- Meets or exceeds Club Car standards for stability, reliability and finish
- Passes SAE automotive aftermarket industry standard for durability
- Negative 18mm offset design eliminates the need for wheel spacers



PART NO.

DESCRIPTION

47561646001	205/55-10 Loadstar with 10x7 inch Mercury Gloss Black Wheel
47561647001	205/55-10 Loadstar with 10x7 inch Atlas Gloss Black Wheel
47562951001	17mm Hex x 1/2 in - 20 Chrome Lug Nut

NEW WHEELS & TIRES

BY CLUB CAR®

C254 TIRES

- 215/40-12, C254 street tire by Club Car provides low profile looks and on-street performance
- DOT Approved
- Directional tread pattern for a modern, aggressive performance car look.
- Designed with only premium compounds for increased durability and overall tread life
- Available with 12 inch wheels
- Ozone tested and weather rot resistant



WHEELS

- Club Car exclusive, patent pending Atlas and Mercury wheel designs
- Gloss Black finish with machined accents
- Available in 12 x 7 size to fit C254 tire
- Universal chrome center cap included
- Standard 4-bolt hole pattern; Lug nuts are required and sold separately
- Meets or exceeds Club Car standards for stability, reliability and finish
- Passes SAE automotive aftermarket industry standard for durability
- Negative 18mm offset design does not require a 4-inch lift kit



PART NO.

DESCRIPTION

47561650001	215/40-12 C254 with 12x7 inch Mercury Gloss Black Wheel, Driver Side
47561651001	215/40-12 C254 with 12x7 inch Mercury Gloss Black Wheel, Pass Side
47561652001	215/40-12 C254 with 12x7 inch Atlas Gloss Black Wheel, Driver Side
47561653001	215/40-12 C254 with 12x7 inch Atlas Gloss Black Wheel, Pass Side
47562951001	17mm Hex x 1/2 in - 20 Chrome Lug Nut

* Please remember to order equal number of directional driver and passenger side assemblies.



NEW 4 INCH LIFT KIT BY CLUB CAR®

4-INCH LIFT KIT

- ONLY lift kit approved for Precedent® electric vehicles
- Club Car exclusive design offers OEM tested durability, improved hardware and components, strengthened A-Arms and improved control arm mounts
- Wider track width and longer wheelbase than competitors' versions
- Fits up to 23-inch tires
- 4-inch lift kit offers superior handling to the market-leading 6-inch lift kit when evaluated using National Highway Transportation Safety Administration (NHTSA) and Society of Automotive Engineers (SAE) test methods
- Requires new Club Car replacement driver side brake cable, engineered for correct length (sold separately)

PART NO.	DESCRIPTION
AM15009001	4-inch Suspension Lift Kit for Electric Precedent
47562652001	Driver-Side Brake Cable for Lifted Electric Precedent

The following are not included in 4-inch lift kit, but may be required based upon vehicle configuration.

PART NO.	DESCRIPTION	REQUIREMENT	QTY.
1012181	Right Hand Shock Mount Bracket	Required for 2-Passenger vehicle without HD suspension	1 ea
1012182	Left Hand Shock Mount Bracket	Required for 2-Passenger vehicle without HD suspension	1 ea
103742306	4-Passenger Rear Leaf Spring Assembly	Required to convert 2-Passenger to 4-Passenger vehicle	2 ea

FOLD DOWN REAR SEAT KIT FOR PRECEDENT®

THE MORE THE MERRIER The Club Car® fold down rear seat kit, for Precedent Personal Transportation Vehicles, (PTVs), is great for upgrading to a four passenger golf car. It's tested to meet our stringent standards, delivering added value, fit and quality over competitive products.*





FOLD DOWN REAR SEAT KIT FOR PRECEDENT™

MORE FEATURES

- Powder-coat, textured finish resists scratches and fading
- Diamond textured deck helps secure cargo
- Fits two-passenger Monsoon™ Canopy
- Integrated safety strap

MORE OPTIONS

- Available in black, beige or white
- Compatible with four passenger Elite canopy with additional strut purchase (AM15021001)
- Optional accessory mounting bar (AM15006001)
- Accessorize with two golf bag attachment (1011519)

MORE VALUE

- Everything you need for quick and easy installation
- Seats and frame, designed to match existing Precedent colors and textures, delivers longer life

PART NO.	DESCRIPTION
AM15003001	Complete Beige Seat Kit
AM15004001	Seat Kit Frame Only
AM15005001	Black Seat Only
AM15005002	White Seat Only
AM15005003	Beige Seat Only

* Requires separate purchase of Club Car Heavy Duty Rear Suspension

NEW METALLIC COLORS FOR CLUB CAR®



METALLIC BODIES ADD INSTANT WOW-FACTOR.

Club Car® is now offering eight metallic colors for any Precedent® golf car, including our new luxury pearl white. They'll take any vehicle from worn to wow in minutes.

Our metallic bodies go through a true multi-coat paint process. For instance, our new pearl white consists of a primer and base color, followed by pearl and clear. Multiple coats assures a best-in-class long-lasting, durable finish, with maximum luster and sparkle.



Pearl Blue

Atomic Orange

Synergy Green

Candy Apple Red

MADE-TO-MEASURE FIT.

Like all Club Car parts, the new bodies and cowls are designed and built to strict specifications developed by our engineering group. They are guaranteed to fit, and come with everything needed for installation. With pirated bodies and cowls, you may experience poor fit and performance.

THE NEW PARTS MAY BE USED ON THE:

- Precedent golf car
- Precedent Stretch PTV
- Villager®4

MATERIALS MATTER!

The new bodies and cowls are made in the United States from the same material as our standard fleet golf product, ensuring a quality product. An automotive quality clear-coat finish then creates a deep rich shine.

Club Car vehicles and accessories are sold through Authorized Club Car dealers. To find a dealer near you visit www.clubcardealer.com.

PART NO.	DESCRIPTION
AM1500001	Blue Pearl Cowl
AM1500002	Atomic Orange Cowl
AM1500003	Synergy Green Cowl
AM1500004	Candy Apple Red Cowl
AM1500005	Platinum Cowl
AM1500006	Mocha Cowl
AM1500007	Sapphire Blue Cowl
AM1500008	Pearl White Cowl

PART NO.	DESCRIPTION
AM15001001	Blue Pearl Rear Body
AM15001002	Atomic Orange Rear Body
AM15001003	Synergy Green Rear Body
AM15001004	Candy Apple Red Rear Body
AM15001005	Platinum Rear Body
AM15001006	Mocha Rear Body
AM15001007	Sapphire Blue Rear Body
AM15001008	Pearl White Rear Body



NEW WINDSHIELDS BY CLUB CAR®

**HAS YOUR WINDSHIELD SEEN ITS BETTER DAYS?
THEN FRESHEN YOUR OUTLOOK WITH A NEW CLUB CAR WINDSHIELD.**

Is the windshield on your Precedent® golf car cloudy or cracked? Does it rattle? If so, replace it with the newest windshield from Club Car. It offers OEM quality at a great price.

THE CLUB CAR DIFFERENCE. These windshields are designed and tested to strict specifications developed by Club Car's engineering group for chemical resistance, durability, fit and finish.

Other windshields may initially look the same, but are not tested to Club Car standards for fit and performance. The new windshield will fit any Precedent and Precedent Stretch PTV.

Club Car vehicles and accessories are sold through Authorized Club Car Dealers.

PART NO.

47542668001

102525301

103762701

103763101

105166301

105005901

DESCRIPTION

Consumer Windshield

Kit, Precedent One Piece Windshield

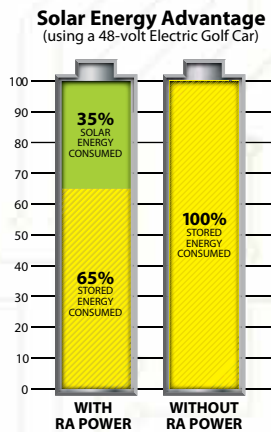
Kit, Winged Hinged Windshield, Precedent

Kit, Hinged Windshield, Precedent L2

Kit, TNT, Hinged Windshield Precedent

Kit, Std Hinged Windshield Precedent

NEW RA POWER PRO™ SOLAR PANELS BY CLUB CAR®



NEW RA POWER PRO™ SOLAR PANELS REDUCE EMISSIONS, CUT CHARGING COSTS AND INCREASE RANGE

Owners of 48-volt electric Club Car Precedent® golf cars, Carryall® utility vehicles and Villager™ LSVs can now capture, store and use solar power with the addition of Club Car's new 100-watt Ra Power Pro charging panel assembly.

As a national average, the panels generate 35% of the total energy required to drive eight miles per day. That reduces the energy needed to recharge the battery by 35%.*

By continually transferring energy to the batteries, the panels also limit how deep into the battery reserve a vehicle must go during a typical use, thereby ensuring longer battery life.




BENEFITS

- Reduce energy consumption by 35%*
- Extend range
- Reduce carbon emissions
- Lightweight, to reduce draft and save energy
- Made in USA and backed by Club Car, a name you know and trust
- Perfect for Precedent, Carryall and Villager models



BEST-IN-CLASS MATERIAL, PERFORMANCE AND TECHNOLOGY

Ra Power Pro high-quality panels are based on technology developed for the U.S. Marine Corps®, which uses it to run communications equipment in the Middle East.

These panels are made in the United States of a lightweight, impact-resistant, photo-voltaic material with a Teflon-like coating that protects the cells. They are designed with advanced power-harvesting technology that optimizes solar power during various weather conditions and rapidly converts it into electricity to recharge the batteries and power vehicles. The system also features an intelligent microprocessor that allows a higher rate of charge and reduces charge time, without overheating.

The panels come complete with a controller, connector to the vehicle's power supply, all necessary hardware and installation instructions. They can be user- or dealer-installed in about 20 minutes.

LIGHT WEIGHT

Measuring 40 x 26 inches, Ra Power Pro panels fit snugly on the canopies or cabs of Precedent golf cars, Carryall utility vehicles and

Villager LSVs. They weigh less than six pounds and are just 0.2 inch thick.

Most solar panels are made in China, framed in tempered glass and weigh approximately 24 pounds, creating drag on the vehicle and limiting the benefits. What's more, service and warranty issues can be a big problem with panels made abroad.

In addition to the standard 100-watt Ra Power Pro panel, Club Car can configure solar panels for other types of vehicles through its Custom Solutions Department. Club Car vehicles and accessories are sold through Authorized Club Car Dealers.

* Average national calculation based on isolation values by state published by the National Renewable Energy Laboratory

(NREL). Results may vary depending on area and usage. Authorized Dealer: Reference 2014 Club Car Parts Bulletins 14-028 & 14-029; Part SVP816601 Panel, Solar, MG-100 SD.

PART NO.
SVP816601

DESCRIPTION
Ra Power Pro Panels



ACCELERATOR & BRAKES

Accelerator: Cables



102513102

CABLE, ACC, SNAP-IN
2004-2009 Precedent



102595101

CABLE, ACC, SNAP-IN
2009-2015 Precedent



103982001

CABLE, ACC, PREC, STD, SPD
2015-Current Precedent



105007402

CABLE, ACCEL, UTL, LOW SPEED
2014-Current Carryall 300/500/550/700, Transporter, Café Express



**105007403**

CABLE, ACCEL, UTL, STD SPEED

2014-Current Carryall 300/500/550/700, Transporter, Café Express



Accelerator: Governor Linkage & Rods

**101796201**

SPRING, ACCELERATOR RETURN

2014-Current Carryall 300/500/510/550/700/710, Transporter, Café Express

**102336001**

CABLE, GOV, SNAP-IN

2004-2015 Precedent

**104023501**

ARM, GOVERNOR, ED65

2015-Current Precedent

2014-Current Carryall 300/500/550/700, Transporter, Café Express

**105100401**

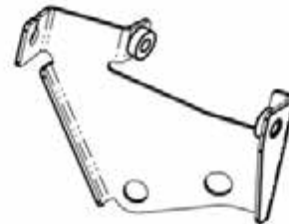
ROD, ACCEL, UTILITY, ADJ

2014-Current Carryall 500/550, Café Express

**105100801**

ASM, ACCEL ROD, UTILITY

2014-Current Carryall 500/550, Café Express

**105144401**

WELDMENT, GOVERNOR BRACKET



2015-Current Precedent

2014-Current Carryall 300/500/700, Transporter, Café Express



Accelerator: Hardware



1011694
 ACCELERATOR BRACKET-BRG ASM
 2014-Current Carryall 300/500/510/550/700/710, Transporter, Café Express  



1015373
 CAM, ELECTRIC BOX
 2014-Current Carryall 300/500/550/700, Transporter, Café Express 




101584502
 BRKT, GOV CABLE SNAP-IN
 2004-2015 Precedent 



101912401
 ACCEL ROD ASM STD GAS
 2014-Current Carryall 300/500/550 



102026001
 ACCEL. PIVOT ROD ASM. KIT
 2014-Current Carryall 300/500/510/550/700/710, Transporter, Café Express 



105102001
 KIT, HIGH SPEED, GAS, PREC
 2014-Current Precedent 

ACCELERATOR & BRAKES

Accelerator: Pedals & Pads

**102558901**PAD, PEDAL, ACCELERATOR
2004-2009 Precedent**102595502**THROTTLE, GAS, TRIAC
2009-Current Precedent**102596301**THROTTLE, G2, NO SENSOR
2009-Current Precedent**103865101**PEDAL, ACCEL, INSERT
2014-Current Carryall 300/500/510/550/700/710, Transporter, Café Express**103974815**PEDAL ASSY GAS ANOD TRIAC SP
2012-Current Precedent**103974821**FIELD SERVICE PEDAL W/ANOD
2012-Current Precedent**103975011**PEDAL SET, MECH SP ANOD
2012-Current Precedent**103974901**ASSY, BRAKE ANOD
2012-Current Precedent

Brakes: Brake Assembly



1011137

BRAKE DRUM

2014-Current Carryall 500/510/550/700/710, Transporter, Café Express



1011303

ADJUSTMENT BOLT CAP

2014-Current Carryall 500/550/700, Transporter, Café Express



1011465

BRAKE ACTUATOR KIT

2014-Current Carryall 500/550/700, Transporter, Café Express



1011467

KIT, ANCHOR BODY (BRAKE)

2014-Current Carryall 500/550/700, Transporter, Café Express



1011418

KIT, HILL BRAKE PEDAL

2014-Current Carryall 300/500/550/700, Transporter, Café Express



1016557

ASM BRAKE CLUSTER LH MANUAL

2014-Current Carryall 500/550/700, Transporter, Café Express



1016573

ASM BRAKE CLUSTER RH MANUAL

2014-Current Carryall 500/550/700, Transporter, Café Express



**101791101**

BRAKE, DRUM, W/O CENTER HOLE

2004-Current Precedent

2014-Current Carryall 300/500/510/550/700/710, Transporter, Café Express

**101815501**

LEVER ASM S.A. BRAKE RH

2004-Current Precedent

2014-Current Carryall 300/500/550

**101815502**

LEVER ASM S.A. BRAKE LH

2004-Current Precedent

2014-Current Carryall 300/500/550

**101816501**

ADJ MECHANISM S.A. BRAKES RH

2004-Current Precedent

2014-Current Carryall 300/500/550

**101816502**

ADJ MECHANISM S.A. LH

2004-Current Precedent

2014-Current Carryall 300/500/550

**101823801**

PLATE WASHER BRAKE SELF ADJ

2004-Current Precedent

2014-Current Carryall 300/500/550

**102033401**

BRAKE CLUSTER ASM L.H.

2014-Current Carryall 500/510/550/710

**102033501**

BRAKE CLUSTER ASM R.H.

2014-Current Carryall 500/510/550/710

**102049501**

ADJUSTER

2014-Current Carryall 500/510/550/710

**102049601**

ADJUSTER KIT AXLE

2014-Current Carryall 500/510/550/710





102049701

HARDWARE KIT - AXLE

2014-Current Carryall 500/510/550/710



102050801

WHEEL CYL ASM .875 DIA.

2014-Current Carryall 500/510/550/710



102050901

PARKING BRAKE ASM - R.H.

2014-Current Carryall 500/510/550/710



102050902

PARKING BRAKE ASM L.H.

2014-Current Carryall 500/510/550/710



101878201

BRAKE PEDAL KIT

2014-Current Carryall 300/500/550/700, Transporter, Café Express



103380201

ASM, BRAKE CLUSTER, MECH, DRVR

2004-Current Precedent

2014-Current Carryall 300/500/550



103380202

ASM, BRAKE CLUSTER, MECH, PASS

2004-Current Precedent

2014-Current Carryall 300/500/550



103777601

ASM, G2, ANOD PARK BRAKE REL

2009-Current Precedent



103971501

ASM, BRAKE LINE, RR, CA2

2014-Current Carryall 510/710



103971601

ASM, BRAKE LINE, RR, CA6

2014-Current Carryall 300/500/510/550/700/710, Transporter, Café Express



ACCELERATOR & BRAKES

Brakes: Brake Pedals & Covers

**1010850**

DUST COVER

2008-2009 Precedent

2014-Current Carryall 500/550/700, Transporter, Café Express

**1010878**

BUMPER, BRAKE PEDAL RUBBER

2014-Current Carryall 300/500/510/550/700/710, Transporter, Café Express

**1013870**

PAD, HILL BRAKE

2014-Current Carryall 300/500/550/700, Transporter, Café Express

**1013869**

PAD, BRAKE PEDAL

2014-Current Carryall 300/500/550/700, Transporter, Café Express

**102595401**

PAD, BRAKE

2009-Current Precedent

**102028601**

PAD, HYDRAULIC BRAKE PEDAL

2014-Current Carryall 510/710

**102050101**

DUST COVER

2014-Current Carryall 500/510/550/710

**102559001**

PAD, PEDAL, PARK

2004-2009 Precedent





102559101

PAD, PEDAL, BRAKE
2004-2009 Precedent



102595201

COVER, BRAKE
2009-Current Precedent



103483601

COVER, DUST
2004-Current Precedent
2014-Current Carryall 300/500/550



Brakes: Brake Shoes



1011466

KIT, SHOE RETAINER
2008-2009 Precedent
2014-Current Carryall 500/550/700, Transporter, Café Express



101146302

SHOE KIT, NON-ASBESTOS BRAKE
2014-Current Carryall 500/550/700, Transporter, Café Express



101823201

BRAKE SHOE PACKAGE SELF ADJ
2004-Current Precedent
2014-Current Carryall 300/500/550



102050201

SHOE KIT - AXLE SET
2014-Current Carryall 500/510/550/710



ACCELERATOR & BRAKES

**102050701**

SHOE HOLD DOWN

2014-Current Carryall 500/510/550/710

**103483201**

KIT, SHOE RETAINER

2004-Current Precedent

2014-Current Carryall 300/500/550



Brakes: Cables & Linkage

**101874601**

KIT, BRAKE CABLE ASM

2014-Current Carryall 500/550/700, Transporter, Café Express

**101953101**

ROD, EQUALIZER, 8.91"

2014-Current Carryall 300/500/510/550/710

**101953102**

ROD, EQUALIZER, 20.91"

2014-Current Carryall 500/550, Café Express

**101953103**

ROD, EQUALIZER, 41.91"

2014-Current Carryall 500/550/700, Transporter

**101953104**

ROD, EQUALIZER, 74.91"

2014-Current Carryall 500/550/700, Transporter

**101953105**

ROD, EQUALIZER, 13.30"

2014-Current Carryall 500/510/550/710





101953106

ROD, EQUALIZER, 9.75"

2014-Current Carryall 500/550/700, Transporter, Café Express



102166901

KIT, BRAKE CABLE REAR

2014-Current Carryall 300/500/550/700, Transporter, Café Express



102559401

ROD, BRAKE

2004-Current Precedent



102852103

CABLE, BRAKE, 51" SYM

2014-Current Carryall 500/550



102891101

CLAMP, CABLE, BRAKE, SYM

2015-Current Precedent

2014-Current Carryall 500/550/700, Transporter, Café Express



103528701

KIT, BRAKE CABLE, PREC, RH

2009-Current Precedent



103528702

KIT, BRAKE CABLE, PRECEDENT, LH

2009-Current Precedent



103528801

KIT, BRAKE CABLE, PRECEDENT UPGRADE

2004-2007 Precedent



103626001

CABLE, PARK BRAKE, FRONT

2014-Current Carryall 500/510/550/710



103627001

CABLE, PARK BRAKE, REAR, CA2

2014-Current Carryall 500/510/550/710



ACCELERATOR & BRAKES

**103627101**

CABLE, PARK BRAKE, REAR, CA6
2014-Current Carryall 500/510/550/710



Brakes: Hardware

**1011402**

PACKAGE, BRAKE MOUNTING BLOCK

2014-Current Carryall 300/500/510/550/700/710, Transporter, Café Express

**1017211**

EQUALIZER & PIVOT LIMITER KIT

2014-Current Carryall 500/550/700, Transporter, Café Express

**101823901**

WASHER BRAKE SELF ADJ

2004-Current Precedent
2014-Current Carryall 300/500/550

**101187702**

HILL BRK LATCH KIT 9529 & LTR

2014-Current Carryall 300/500/550/700, Transporter, Café Express

**101990801**

EQUALIZER BRACKET

2014-Current Carryall 300/500/550/700, Transporter, Café Express

**102049401**

BACKING PLATE ASM

2014-Current Carryall 500/510/550/710





102050401

BOLT, WHL CYL-M6 X 1 SELF LOCK
2014-Current Carryall 500/510/550/710



102444601

HANDLEVER, BOX CONFIG
2014-Current Carryall 510/710



102444602

HANDLEVER, BOX CONFIG, LOCKING
2014-Current Carryall 510/710



102595021

FIELD SERVICE PEDAL
2009-2012 Precedent



102595301

UPSTOP, BRAKE
2009-Current Precedent



103376101

CYLINDER, MASTER, INTEGRAL RES
2014-Current Carryall 510/710



103483101

BACK PLATE, RH
2004-Current Precedent



103483102

BACK PLATE, LH
2004-Current Precedent



103483701

BRAKE BLOCK
2004-Current Precedent
2014-Current Carryall 300/500/550



103525801

EQUALIZER, PARK BRAKE, IC
2014-Current Carryall 500/510/550/710



**103535001**BRACKET, EQUALIZER, PRECEDENT
2004-Current Precedent**103625801**BRKT, PARK BRAKE, LOWER
2014-Current Carryall 510/710**103625901**BRKT, PARK BRAKE, UPPER
2014-Current Carryall 510/710**103807801**GUARD, HANDBRAKE, BOTTOM EXIT
2014-Current Carryall 510/710**103865001**ASM, BRAKE-LINE, FRT, FLRE END
2014-Current Carryall 510/710

Brakes: Springs

**1010933**SPRING, HILL BRAKE TORSION
2014-Current Carryall 300/500/550/700, Transporter, Café Express**1011464**PACKAGE, BRAKE SPRING
2014-Current Carryall 500/550/700, Transporter, Café Express



1013531

SPRING, BRAKE ELECTRIC

2014-Current Carryall 300/500/510/550/700/710, Transporter, Café Express



101816301

PACKAGE BRAKE SPRING SELF ADJ

2008-2009 Precedent



102050501

SPRING, SHOE TO SHOE - LOWER

2014-Current Carryall 500/510/550/710



102050601

SPRING, SHOE TO SHOE UPPER

2014-Current Carryall 500/510/550/710



102559301

SPRING, BRAKE, RETURN

2004-2009 Precedent



102588701

KIT, PEDAL SPRING

2004-2009 Precedent



103344301

SPRING, PAWL RETURN

2004-2009 Precedent



103483301

SPRING, SHOE, CLAMP

2004-Current Precedent
2014-Current Carryall 300/500/550



103483401

PACKAGE BRAKE SPRING SELF ADJ

2004-Current Precedent
2014-Current Carryall 300/500/550



103902401

SPRING, TORSION

2014-Current Carryall 300/500/510/550/700/710, Transporter



ACCELERATOR & BRAKES

Accelerator & Brakes: General Hardware

**1010932**

BALL JOINT, 1/4-28

2014-Current Carryall 300/500/550/700, Transporter, Café Express

**1011734**

JOINT, BALL

2014-Current Carryall 300/500/550/700, Transporter, Café Express

**1014145**

BUSHING, SECONDARY WGT SPLIT

2004-Current Precedent

2014-Current Carryall 300/500/550/700, Transporter, Café Express

**1017378**

CUP, SPRING

2014-Current Carryall 300/500/510/550/700/710, Transporter, Café Express

**1017380**

BUMPER, SPRING RETURN

2014-Current Carryall 300/500/510/550/700/710, Transporter, Café Express

**1017424**

BEARING, PIVOT SUPPORT

2014-Current Carryall 300/500/510/550/700/710, Transporter, Café Express

**54562079**

SHIELD, BOOT

2014-Current Carryall 500/510/550/710

**101817401**

RETAINER, SPRING

2014-Current Carryall 300/500/510/550/700/710, Transporter, Café Express





101818801

STUD, 1/4-28 X 1.35 BALL

2014-Current Carryall 300/500/550/700, Transporter, Café Express



102049901

BOLT, 1/4-28 UNF X .31 LG

2014-Current Carryall 500/510/550/710



102052801

NUT, 5/16-24 HEX CONE

2014-Current Carryall 500/510/550/710



102158901

PIVOT ROD WELDMENT

2015-Current Precedent

2014-Current Carryall 300/500/510/550/700/710, Transporter, Café Express



102558801

SHIELD, DEBRIS

2004-2009 Precedent



102559701

NUT, BRAKE ROD

2004-Current Precedent



102594901

SHIELD, DEBRIS PRIMARY

2009-Current Precedent



102595901

SCREW, M6X1.0X17 PH, TAPTITE

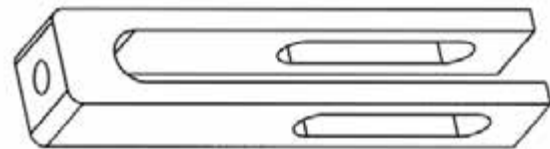
2009-Current Precedent



102596001

SCREW, M5X0.8X18 PH, TAPTITE

2009-Current Precedent

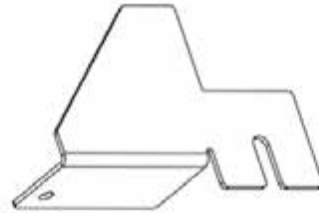


102976701

CLEVIS, BELLCRANK, AUTOBRAKE

2014-Current Carryall 510/710



**103327701**KIT, GCOR
2008 Precedent**103807901**COVER, EQUALIZER, ANTI-TAMPER
2014-Current Carryall 510/710**103902101**BAR, DRIVE, CAST
2014-Current Carryall 300/500/510/550/700/710, Transporter**105037401**WELDMENT, BELLCRANK, COMP BOX
2014-Current Carryall 300/500/550/700, Transporter, Café Express



AIR & FUEL DELIVERY

Carburetors



101905601
 CARBURETOR ASM, FE290D
 2004-2006 Precedent



103616901
 CARBURETOR FE350 PRECEDENT
 2009-2015 Precedent



103524501
 CARBURETOR, FE350D HS
 2009 Precedent



Carburetor Jets



101642572

JET, HIGH ALTITUDE-72
2004-2006 Precedent



101642575

JET, HIGH ALTITUDE-75
2004-2009 Precedent



101642578

JET, HIGH ALTITUDE-78
2004-2009 Precedent



101642580

JET, HIGH ALTITUDE-80
2004-2015 Precedent



101642582

JET, HIGH ALTITUDE-82
2004-2015 Precedent



101642585

JET, HIGH ALTITUDE-85
2005-2015 Precedent



101973101

JET, #40 PILOT
2004-2015 Precedent



Fuel - Pumps, Lines, Modules & Other



103781101
KIT, FUEL PUMP RETROFIT
2004-2015 Precedent



103010101
PUMP, FUEL, IMPULSE, FH
2004-2015 Precedent



103854301
ASM, FITTING, FUEL, ID 1/4"
2011-2015 Precedent



105043601
ASM, FUEL LINE, PRECEDENT
2015-Current Precedent



105043501
ASM, FUEL LINE, UTILITY
2014-Current Carryall 300/500/550/700, Transporter, Café Express



102977901
BEZEL, FUEL FILL, 5.0 DIA
2014-Current Carryall 300/500/550/700, Transporter, Café Express



102865101
HOSE, FUEL, 1/4SAEJ1737 BULK
2004-Current Precedent
2014-Current Carryall 300/500/550/700, Transporter, Café Express

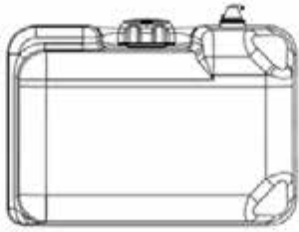


1015137
HOSE, FUEL, VENT
2004-Current Precedent
2014-Current Carryall 300/500/550/700, Transporter, Café Express



AIR & FUEL DELIVERY

**103896601**HOSE, VENT, 1/4 ID, 9 IN
2011-Current Precedent**102513701**VALVE - FUEL PICKUP TUBE
2008-2010 Precedent**103372301**VALVE, FUEL, 259MM
2004-2007 Precedent**103854501**VALVE, FUEL, IN-LINE
2011-2015 Precedent**103905201**ASM. VENT, FUEL, 1/4 INCH OD
2012-Current Precedent
2014-Current Carryall 300/500/550/700, Transporter, Café Express**105043901**O-RING, FUEL MODULE
2015-Current Precedent
2014-Current Carryall 300/500/550/700, Transporter, Café Express**105282901**KIT, FUEL PUMP MODULE
2015-Current Precedent
2014-Current Carryall 300/500/550/700, Transporter, Café Express**105043401**FUEL PUMP MODULE SU
2014-Current Carryall 300/500/550/700, Transporter, Café Express**105043801**FUEL MODULE, HOLD DOWN RING
2014-Current Carryall 300/500/550, Transporter, Café Express**105282903**KIT, O-RING
2015-Current Precedent
2014-Current Carryall 300/500/550/700, Transporter, Café Express



103964002

ASM, TANK FUEL, PR WITHOUT SENDING UNIT NANO

2013-2015 Precedent



105044001

ASM, TANK, FUEL, SIDE SENDING UNIT

2014-Current Carryall 300/500/550/700, Transporter, Café Express



102514201

HOLD-DOWN - FUEL TANK

2004-2015 Precedent



105072201

RETAINER, TANK

2015-Current Precedent



103372401

CANISTER, CARBON, FUEL TANK

2010-Current Precedent

2014-Current Carryall 300/500/550/700, Transporter, Café Express



103372101

CAP, FUEL TANK, GAS, RATCHET

2004-Current Precedent

2014-Current Carryall 300/500/550/700, Transporter, Café Express



103944301

GROMMET, FUEL TANK, VENT

2013-Current Precedent

2014-Current Carryall 300/500/550/700, Transporter, Café Express



103795001

BRACE, GAS FUEL BUCKET, CARB

2015-Current Precedent



AIR & FUEL DELIVERY

Air - Intakes, Cleaners, Breathers & Other

**105016401**

ADAPTER, AIR INTAKE EX40

2015-Current Precedent

2014-Current Carryall 300/500/550/700, Transporter, Café Express

**102588301**

AIR INTAKE ASM

2004-2015 Precedent

**105009401**


HOSE, AIR INTAKE, STRETCH

2014-Current Carryall 500,550, 700, Transporter

**102558401**

HOSE, AIR INTAKE, PRECEDENT

2004-2015 Precedent

**105043001**

HOSE, AIR INTAKE, UTILITY

2014-Current Carryall 300/500/550, Café Express

**1016480**

PIPE, INTAKE MANIFOLD

2004-2011 Precedent

**102558501**

GASKET, AIR INTAKE, PRECEDENT

2004-Current Precedent

**102558601**

COVER ASM, AIR INTAKE PRECEDENT

2004-Current Precedent





102558301

CLAMP, AIR INTAKE, PRECEDENT
2004-Current Precedent



102558701

EVAC VALVE, AIR INTAKE, PRECEDENT
2004-Current Precedent



105009001

AIR CLEANER, PREC
2015-Current Precedent



105009101

AIR CLEANER, UTILITY
2014-Current Carryall 300/500/550/700, Transporter, Café Express



105027101

AIR BREATHER, ED65
2015-Current Precedent
2014-Current Carryall 300/ A300/500/550/700, Transporter, Café Express



105016501

HOSE BREATHER EX40
2015-Current Precedent
2014-Current Carryall 300/ A300/500/550/700, Transporter, Café Express



102725501

VALVE, EVACUATOR, FILTER AIR
2014-Current Carryall 300/500/550/700, Transporter, Café Express



Air & Fuel Delivery General

**101973301**

NOZZLE MAIN

2005-2015 Precedent

**101973201**

NOZZLE MAIN

2004-2006 Precedent

**101973401**

GASKET, INSULATOR TO BRACKET

2005-2015 Precedent

**1016439**

GASKET, INSULATOR TO SPRING BRACKET

2004-2006 Precedent

**105016201**

GASKET, INSULATOR EX40

2015-Current Precedent

2014-Current Carryall 300/500/550/700, Transporter, Café Express

**103756401**

ASM, VENT LINE, EVAPORATOR CANISTER

2010-Current Precedent

2014-Current Carryall 300/500/550/700, Transporter, Café Express

**1017461**

CHAMBER ASM - FLOAT

2004-2015 Precedent

**1016486**

FLOAT ASM

2004-2015 Precedent





101811401
 BUTTON, CHOKE
 2004-2015 Precedent



102514401
 ROD, CHOKE BUTTON
 2004-2015 Precedent



1016499
 SCREW ASM
 2004-2015 Precedent



1016501
 SCREW ASM
 2004-2015 Precedent



1016585
 BOLT
 2004-2015 Precedent



102406701
 BUSHING, LINE, RETURN
 2004-2015 Precedent



105016301
 NUT, INT ADAPTER, M6X1.0 EX40
 2015-Current Precedent
 2014-Current Carryall 300/500/550/700, Transporter, Café Express



101649002
 STUD, M6-1.00 2-ENDED
 2004-2015 Precedent

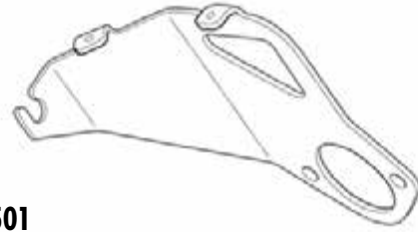


1015139
 INSULATION GROMMET
 2004-2013 Precedent



102410604
 P-CLAMP, INSULATED .625 IN
 2015-Current Precedent
 2014-Current Carryall 300/500/550/700, Transporter, Café Express



**1016445**BRACKET, RPM LIMITER
2004-2009 Precedent**103983501**

BRACKET, OPERATION, EX40 EFI

2015-Current Precedent

2014-Current Carryall 300/500/550/700, Transporter, Café Express

**103794501**

BRACKET, CARBON CANISTER, GEN

2011-Current Precedent

**1016444**

BRACKET, THROTTLE SPRING RETURN

2004-2015 Precedent

**103452001**

BRACKET, MTG, CARBON CANISTER

2010 Precedent

**101648102**

INSULATOR, CARBURETOR

2004-2015 Precedent

**1016582**

SPRING, THROTTLE RETURN

2004-2015 Precedent

**1016437**

GASKET, CARB. BOWL OHV

2004-2015 Precedent

**101916101**

HOUSING, FE350 FAN

2005-2015 Precedent

**101916301**

FAN, FE350 CW

2005-2015 Precedent





1016586

DAMPER, RPM LIMITER
2004-2009 Precedent

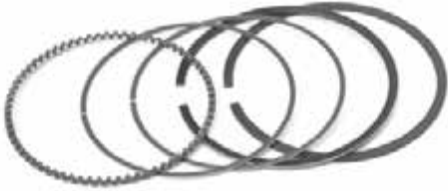


105017201

ASM, THROTTLE BODY/ECU EX40

2015-Current Precedent

2014-Current Carryall 300/500/550/700, Transporter, Café Express



101745101

RING SET, STANDARD PISTONS

2005-2015 Precedent



1016566

SEAL, OIL

2015-Current Precedent



101824401

VENT BARB

2004-2010 Precedent



105016101

ASM, INSULATOR EX40

2015-Current Precedent

2014-Current Carryall 300/500/550/700, Transporter, Café Express



102521401

SUPPORT, GAS BUCKET BRACE

2004-Current Precedent





Batteries



105210299

BATTERY, JCI 6V, TYPE E, GC2, WET

2015-Current Precedent

2014-Current Carryall 500/550/700/900, Transporter, Café Express



105138301

BATTERY, JCI 8V GC8 TYPE E WET

2015-Current Precedent

2014-Current Carryall 300/500/550



105237301

BATTERY, START, JCI 12V, TYPE 26

2015-Current Precedent

2014-Current Carryall 500/510/550/700/710, Transporter, Café Express



103969699

BATTERY, 6V TROJAN T105, WET

2014-Current Carryall 500/550/700/900, Transporter, Café Express



BATTERY & CHARGERS

**103969799**

BATTERY, 6V TROJAN T145, WET, SP

2014-Current Carryall 500/550/700/900, Transporter, Café Express

**103971799**

BATTERY, 8V TROJAN T875, WET, SP

2015-Current Precedent

2014-Current Carryall 300/500/550

**103971899**

BATTERY, 8V TROJAN T890, WET, SP

2015-Current Precedent

2014-Current Carryall 300/500/550

**103971999**

BATTERY, 12V TROJAN T1275, WET, SP

2015-Current Precedent

2014-Current Carryall 500/550/700/900, Transporter, Café Express



Battery Caps

**101797801**

CAP, 4-GANG BATTERY

2008-2010 Precedent

**101831401**

BATTERY CAP 6 VOLT

2004-2009 Precedent

2014-Current Carryall 500/510/550/700/710, Transporter

**103765601**

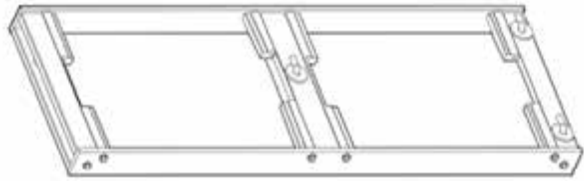
SPIN CAP, 8V, CRN

2010-Current Precedent

2014-Current Carryall 300/500/550



Battery Retention



103481301

ASM, BATTERY RETENTION OB, CA2
2014-Current Carryall 500/510/550/710



103481401

ASM, BATTERY RETENTION CTR LONG, CA2
2014-Current Carryall 500/510/550/710



103481501

ASM, BATTERY RETENTION CTR SHORT, CA2
2014-Current Carryall 500/510/550/710



103504301

TEE, BATTERY RETENTION CTR SHORT
2014-Current Carryall 300/500/550



101090801

BATTERY HOLD-DOWN - 10.375
2014-Current Carryall 500/550/700, Transporter



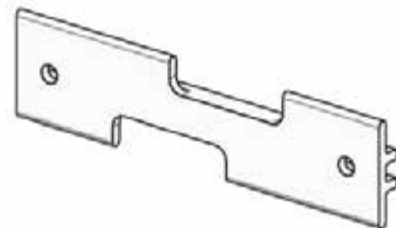
101090802

BATTERY HOLD-DOWN - 12.060
2014-Current Carryall 300/500/550



102766201

HOLD DOWN, OUTSIDE
2014-Current Carryall 500/550/700, Transporter



102830301

HOLD DOWN, FRONT CENTER
2014-Current Carryall 500/550, Transporter



BATTERY & CHARGERS

**102845201**

ROD, BATTERY HOLD DOWN 9.7"

2014-Current Carryall 500/550/700

**102845203**

ROD, BATTERY HOLD DOWN 10.7"

2014-Current Carryall 500/510/550/700/710, Transporter

**103357701**

BOLT, BATTERY, "S" HOLD-DOWN

2008-Current Precedent

**103374801**

HOLD DOWN, BATTERY

2008-Current Precedent

**103696801**

J BOLT, BATT HOLD DOWN 12"

2014-Current Carryall 300/500/550

**103958101**

J-BOLT 10.75"

2014-Current Carryall 300/500/550

**102526401**

SUPPORT - BATTERY CLAMP

2004-2008 Precedent

**102526801**

ROD - BATTERY CLAMP

2004-2008 Precedent

**102534001**

CLAMP - BATTERY

2004-2009 Precedent



Battery Wires



103375401

ASM, EV BATTERY POSITIVE
2008-2009 Precedent



103511001

ASM, WIRE #2 RED, 1000
2014-Current Carryall 510/710



103510201

ASM, WIRE #2 YELLOW, 420
2014-Current Carryall 510/710



1010958

ASM, WIRE, #6BLK 8IN
2008-Current Precedent
2014-Current Carryall 300/500/550



101795701

ASM, WIRE, #6BLK, 15 IN
2008-2009 Precedent
2014-Current Carryall 300/500/550



102509701

CABLE-EV PASS JUMPER (12V)
2004-2008 Precedent



103647402

WIRE ASM #6 BLK, 12"
2009-Current Precedent



103647403

WIRE ASM #6 BLK, 17"
2009-Current Precedent



BATTERY & CHARGERS

**103376001**WIRE ASM #6 BLK, PREC/RESTYLE
2008-2013 Precedent**103529001**WIRE, ASM #2 BLK, 18.5 INCH
2014-Current Carryall 500/510/550/710**103529101**WIRE, ASM #2 BLK, 25 INCH
2014-Current Carryall 500/510/550/710**103528901**WIRE, ASM #2 BLK, 9 INCH
2014-Current Carryall 500/510/550/710

Single Point Watering System

**103395402**ASM TUBE SPWS PREC/RES, 12V
2008-2009 Precedent**103864601**ASM, HOSE, SPWS, DS 8V
2014-Current Carryall 300/500/550**102956501**ASM TUBE SPWS PREC
2004-2008 Precedent**102956301**KIT SPWS PREC FR
2004-2008 Precedent



103395503

KIT, SPWS F/R, PREC/RES, 12V
2008-2009 Precedent



103497702

KIT, SPWS, 8X6V
2014-Current Carryall 500/510/550/710



103510901

KIT, SPWS, 8X6V, OPT 1
2014-Current Carryall 500/510/550/710



103395505

KIT, SPWS, PREC, US 8 VOLT
2010-Current Precedent



103395501

KIT, SPWS, PREC/RES, TROJAN 8V
2008-2010 Precedent



103943002

KIT, SPWS, TRANSPORTER 4, 6
2014-Current Carryall 500/550, Transporter



103711302

KIT, SPWS, US 8V, DS
2014-Current Carryall 300/500/550



102958001

KIT REGULATED HOSE SPLY SPWS
2004-Current Precedent



104006101

KIT, HAND PUMP, SPWS
2014-Current Precedent
2014-Current Carryall 300/500/510/550/700/710, Transporter



103942601

SPWS, CARRYALL, 8X6V
2014-Current Carryall 500/510/550/710



BATTERY & CHARGERS

**103774701**

SPWS, HOSE 8V

2010-Current Precedent

**103226401**

CAP SPWS SWIVEL T RED

2004-2010 Precedent

**103226601**

COUPLER MALE SPWS SUPPLY

2004-2010 Precedent

**103226201**

FITTING SPWS SWIVEL T

2004-2010 Precedent

**105167101**

LIGHT, QUALITY, W/T-FITTING

2015-Current Precedent

2014-Current Carryall 300/500/510/550/700/710, Transporter

**103510501**

MANIFOLD, LPR, 3 VLVE, SPW

2014-Current Carryall 500/510/550/700/710, Transporter

**103226301**

O-RING SPWS SWIVEL T

2004-2010 Precedent

**103510602**

SPWS, MANIFOLD ASM, US 8 VOLT

2010-Current Precedent

2014-Current Carryall 300/500/550

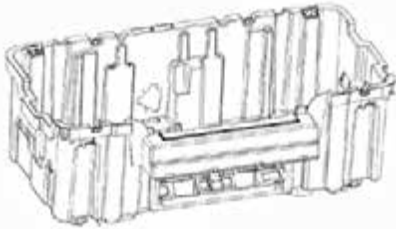
**103226701**

TUBING SPWS

2004-2010 Precedent

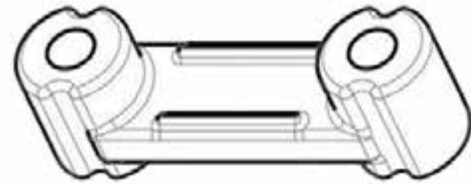


Batteries & Parts - General Parts



103368401

ASM, BUCKET, BATT, ELEC, PREC
2008-Current Precedent



105094101

STRAIN RLF, DC BLOCK, CHGR
2014-Current Precedent



102980801

EXTR, PLASTIC, 1 X 1 X 3
2014-Current Carryall 500/550, Transporter



105086801

SLEEVE, IEC 320 C14
2014-Current Precedent



Chargers



102546901

48V BATT ONBOARD CHARGER, PRECEDENT
2008-2014 Precedent



101802203

48V POWER DRIVE 17A CHARGER 20'DC/9'AC
2004-2014 Precedent



BATTERY & CHARGERS

**101802201**

48V POWER DRIVE 17A CHARGER 9'DC/6'AC

2004-2014 Precedent

**105083001**

CHARGER ASM, HIGH FREQUENCY, ONBOARD

2014-Current Precedent

**104029602**

CHARGER, HIGH FREQUENCY, 12', ASM

2014-Current Precedent

2014-Current Carryall 300/500/550

**104029603**

CHARGER, HIGH FREQUENCY, 20', ASM

2014-Current Precedent

2014-Current Carryall 300/500/550

**104029601**

CHARGER, HIGH FREQUENCY, 9', ASM

2014-Current Precedent

2014-Current Carryall 300/500/550

**105095201**

CHARGER, HIGH FREQUENCY, SERVICE, 9'DC, 6'AC

2014-Current Precedent

2014-Current Carryall 300/500/550

**103717002**

CHARGER, PD3 STATIONARY, 12' DC 9' AC

2004-2014 Precedent

**103717003**

CHARGER, PD3 STATIONARY, 20' DC 9' AC

2004-2014 Precedent

**103717001**

CHARGER, PD3 STATIONARY, 9' DC 6' AC

2004-2014 Precedent





Belts



1017188
 BELT, CA DRIVE
 2008-2009 Precedent



105245801
 BELT, CVT, PEDAL, FL
 2015-Current Precedent
 2015-Current Carryall 300/500/550/700, Transporter, Café Express



1016203
 BELT, OHV DRIVE
 2004-2015 Precedent



103974102
 BELT, CVT, WR, KEY START
 2015-Current Carryall 300/500/550/700, Transporter



**47539338001**

BELT, SG, EX40, #5A

2015-Current Precedent

2015-Current Carryall 300/500/550/700/900, Transporter, Café Express

**101916701**

BELT, STARTER-GENERATOR

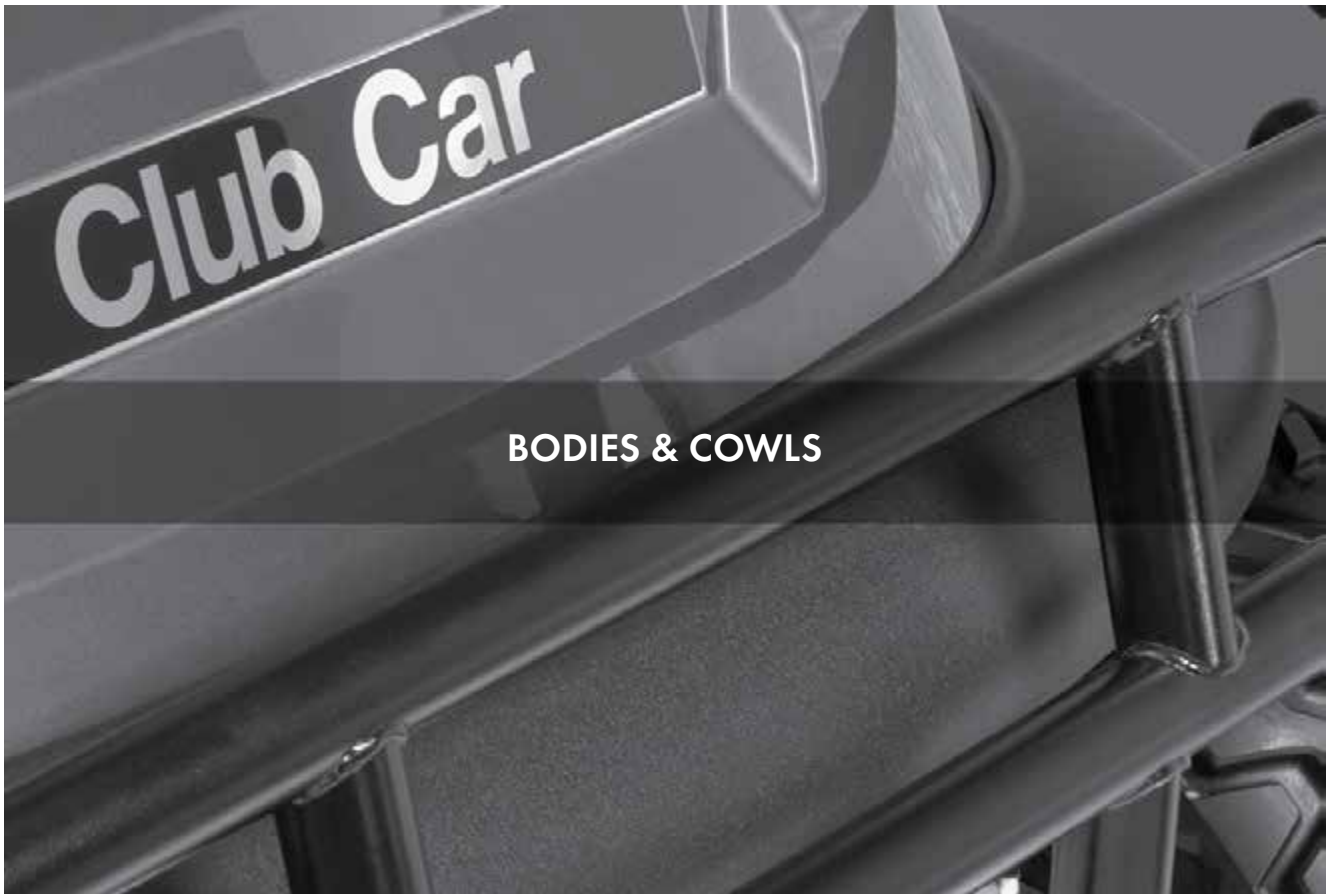
2004-2015 Precedent

**102711001**

PULLEY, V-BELT

2009-2015 Precedent





BODIES & COWLS

Precedent Cowls & Bodies



102502401
 PANEL-BEAUTY FRONT, WHITE
 2004-Current Precedent



102502402
 PANEL-BEAUTY FRONT, BEIGE
 2004-Current Precedent



102502404
 PANEL-BEAUTY FRONT, GRAY
 2004-Current Precedent



102502405
 PANEL-BEAUTY FRONT, RED
 2004-Current Precedent



102502406
 PANEL-BEAUTY FRONT, BURGUNDY
 2004-Current Precedent



102502407
 PANEL-BEAUTY FRONT, GREEN
 2004-Current Precedent



102502408PANEL-BEAUTY FRONT, BLUE
2004-Current Precedent**102502409**PANEL-BEAUTY FRONT, BLACK
2004-Current Precedent**102502411**PANEL-BEAUTY FRONT, CAYENNE
2004-Current Precedent**102502413**PANEL-BEAUTY FRONT, ATLANTIC
2004-Current Precedent**AM15000001**COWL, BLUE PEARL
2004-Current Precedent**AM15000002**COWL, ATOMIC ORANGE
2004-Current Precedent**AM15000003**COWL, SYNERGY GREEN
2004-Current Precedent**AM15000004**COWL, CANDY APPLE RED
2004-Current Precedent**AM15000005**COWL, PLATINUM
2004-Current Precedent**AM15000006**COWL, MOCHA
2004-Current Precedent**AM15000007**COWL, SAPPHIRE BLUE
2004-Current Precedent**AM15000008**COWL, PEARL WHITE
2004-Current Precedent



102502301

PANEL-BEAUTY REAR, WHITE
2004-Current Precedent



102502302

PANEL-BEAUTY REAR, BEIGE
2004-Current Precedent



102502304

PANEL-BEAUTY REAR, GRAY
2004-Current Precedent



102502305

PANEL-BEAUTY REAR, RED
2004-Current Precedent



102502307

PANEL-BEAUTY REAR, GREEN
2004-Current Precedent



102502308

PANEL-BEAUTY REAR, BLUE
2004-Current Precedent



102502309

PANEL-BEAUTY REAR, BLACK
2004-Current Precedent



102502311

PANEL-BEAUTY REAR, CAYENNE
2004-Current Precedent



102502313

PANEL-BEAUTY REAR, ATLANTIC
2004-Current Precedent



AM15001001

REAR BODY, BLUE PEARL
2004-Current Precedent



AM15001002

REAR BODY, ATOMIC ORANGE
2004-Current Precedent



AM15001003

REAR BODY, SYNERGY GREEN
2004-Current Precedent



AM15001004

REAR BODY, CANDY APPLE RED
2004-Current Precedent



AM15001005

REAR BODY, PLATINUM
2004-Current Precedent



AM15001006

REAR BODY, MOCHA
2004-Current Precedent



AM15001007

REAR BODY, SAPPHIRE BLUE
2004-Current Precedent



AM15001008

REAR BODY, PEARL WHITE
2004-Current Precedent



BODIES & COWLS

Carryall Cowl & Bodies

**105034321**

COWL, CARRYALL, SERVICE, DARK GREEN

2014-Current Carryall 300/500/510/550/700/710, Transporter, Café Express

**105034322**

COWL, CARRYALL, SERVICE, DARK GRAY

2014-Current Carryall 300/500/510/550/700/710, Transporter, Café Express

**105034323**

COWL, CARRYALL, SERVICE, WHITE

2014-Current Carryall 300/500/510/550/700/710, Transporter, Café Express

**105034324**

COWL, CARRYALL, SERVICE, BRIGHT BLUE

2014-Current Carryall 300/500/510/550/700/710, Transporter, Café Express

**105034325**

COWL, CARRYALL, SERVICE, TITANIUM SILVER

2014-Current Carryall 300/500/510/550/700/710, Transporter, Café Express

**105034326**

COWL, CARRYALL, SERVICE, BEIGE

2014-Current Carryall 300/500/510/550/700/710, Transporter, Café Express

**105034327**

COWL, CARRYALL, SERVICE, RED

2014-Current Carryall 300/500/510/550/700/710, Transporter, Café Express

**105034328**

COWL, CARRYALL, SERVICE, BLACK


2014-Current Carryall 300/500/510/550/700/710, Transporter, Café Express

**105034329**

COWL, CARRYALL, SERVICE, CLASSIC BLUE

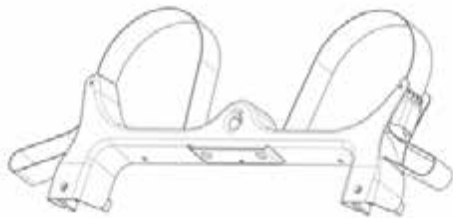
2014-Current Carryall 300/500/510/550/700/710, Transporter, Café Express





BODY & TRIM

Bagwell



102504001
ASM-BAG HOOP
2004-Current Precedent



102504201
HOOP-BAG
2004-Current Precedent



102553901
BAGWELL LINER
2004-2006 Precedent



103952901
KIT, SAM ASSEMBLY
2012-Current Precedent



BODY & TRIM

Bucket



102514701

BUCKET - GAS VEHICLE
2004-2015 Precedent



102517001

BUCKLE-BAG STRAP
2004-Current Precedent



102571202

KIT CE PLUG - BUCKET ELEC
2008-Current Precedent



102577001

KIT, BUCKET CLOSEOUT
2004-2008 Precedent



102915701

PLATE, SWITCH, RUN TOW, MODE
2014-Current Carryall 500/510/550/700/710, Transporter



Cargo



105122104

KIT, CARGO BOX, SHORT

2014-Current Carryall 300/500/550, Transporter



105122105

KIT, CARGO BOX, MEDIUM

2014-Current Carryall 500/510/550/710



105122106

KIT, CARGO BOX, LONG

2014-Current Carryall 500/510/550/700/710



105194401

PANEL, CARGO BOX, LH, SHORT

2014-Current Carryall 300, Transporter



105194501

PANEL, CARGO BOX, RH SHORT

2014-Current Carryall 300, Transporter



105194402

PANEL, CARGO BOX, LH, MEDIUM

2014-Current Carryall 500/510/550/710



105194502

PANEL, CARGO BOX, RH MEDIUM

2014-Current Carryall 500/510/550/710



105194403

PANEL, CARGO BOX, LH, LONG

2014-Current Carryall 700, Transporter



105194503

PANEL, CARGO BOX, RH LONG

2014-Current Carryall 700, Transporter



**105200701**

ASM, CARGO BOX, DRIVER SIDE, SHORT
2014-Current Carryall 300/500/550, Transporter

**105200801**

ASM, CARGO BOX, PASSENGER SIDE, SHORT
2014-Current Carryall 300/500/550, Transporter

**105200702**

ASM, CARGO BOX, DRIVER SIDE, MEDIUM
2014-Current Carryall 500/510/550/710

**105200802**

ASM, CARGO BOX, PASSENGER SIDE, MEDIUM
2014-Current Carryall 500/510/700/710

**105200703**

ASM, CARGO BOX, DRIVER SIDE, LONG
2014-Current Carryall 500/510/550/700/710

**105200803**

ASM, CARGO BOX, PASSENGER SIDE, LONG
2015-Current Precedent
2014-Current Carryall 500/510/550/700/710

**105194601**

PANEL, CARGO BOX, FRONT
2014-Current Carryall 300/500/550/700/710, Transporter

**105122204**

KIT, FLAT TRIM, CARRYALL, SHORT
2015-2016 Carryall 300, Transporter

**105200901**

ASM, CARGO BOX, CORNER, DRIVER SIDE
2014-Current Carryall 300/500/510/550/700/710, Transporter

**105122205**

KIT, FLAT TRIM, CARRYALL, MEDIUM
2014-Current Carryall 500/510/550/710

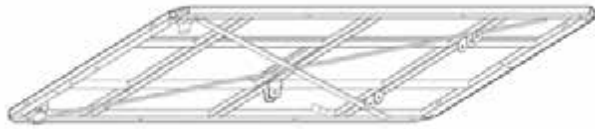
**105201001**

ASM, CARGO BOX, CORNER, PASSENGER SIDE
2014-Current Carryall 5300/00/510/550/700/710, Transporter

**105122206**

KIT, FLAT TRIM, CARRYALL, LONG
2014-Current Carryall 500/510/550/700/710





105197001

KIT, BED FLOOR, SHORT

2014-Current Carryall 300/500/550, Transporter



105197101

KIT, BED FLOOR, MEDIUM

2014-Current Carryall 500/510/550/710



105197201

KIT, BED FLOOR, LONG

2014-Current Carryall 500/510/550/700/710



105194701

TRIM, BED, SHORT, LH

2014-Current Carryall 300, Transporter



105194901

TRIM, BED, MEDIUM, LH

2014-Current Carryall 500/510/700/710, Transporter



105195001

TRIM, BED, LONG, LH

2014-Current Carryall 510/700/710, Transporter



105169101

WELDMENT, BED LATCH, CARRYALL

2014-Current Carryall 300/500/510/550/710, Transporter, Café Express



105194801

TRIM, BED, CENTER, FRONT

2014-Current Carryall 300/500/550/700, Transporter



105194802

TRIM, BED, CENTER, REAR

2014-Current Carryall 300/500/510/550/700/710, Transporter



105194702

TRIM, BED, SHORT, RH

2014-Current Carryall 300, Transporter



105194902

TRIM, BED, MEDIUM, RH

2014-Current Carryall 500/510/700/710, Transporter



105195002

TRIM, BED, LONG, RH

2014-Current Carryall 510/700/710, Transporter



103575801

SHIM, BED HINGE, .125 THICK

2014-Current Carryall 300/500/510/550/700/710, Transporter, Café Express



**105196101**

CAP, CORNER, FRONT, CARGO BED

2014-Current Carryall 300/500/510/550/700/710, Transporter

**105196201**

CAP, CORNER, REAR, CARGO BED

2014-Current Carryall 500/510/550/700/710, Transporter

**105185801**

BRACKET, BED CORNER, CARRYALL

2014-Current Carryall 300/500/550/700

**105192301**

EXTRUSION, BED, CARGO, REAR

2014-Current Carryall 300/500/550/700/900, Transporter

**102989501**

EXTRUSION, SEAL, BED, 41"

2014-Current Carryall 300/500/550/700, Transporter, Café Express

**102243101**

EXTRUSION, COVER SUPPORT

2014-Current Carryall 300/500/510/550/700/710, Transporter

**105126901**

EXTRUSION, BED CORNER, LH

2014-Current Carryall 300/500/510/550/700/710, Transporter

**SVP717501**

KIT, RUB RAILS, CARRYALL 300, TP

2014-Current Carryall 300, Transporter

**105126902**

EXTRUSION, BED CORNER, RH


2014-Current Carryall 300/500/510/550/700/710, Transporter

**SVP717601**

KIT, RUB RAILS, CARRYALL 500

2014-Current Carryall 500/510/550/710, Transporter





SVP717801
KIT, RUB RAILS, FLIP SEAT
2014-Current Transporter



SVP717701
KIT, RUB RAILS, CARRYALL 700
2014-Current Carryall 510/700/710, Transporter



105109601
KIT, STAKE SIDE, LONG
2014-Current Carryall 500/510/550/700/710



105148501
ASM, TRIM, STAKE SIDE, SHORT
2014-Current Carryall 300, Transporter



105109501
KIT, STAKE SIDE, MEDIUM
2014-Current Carryall 500/510/550/710



105148502
ASM, TRIM, STAKE SIDE, MEDIUM
2014-Current Carryall 500/510/550/710



105109401
KIT, STAKE SIDE, SHORT
2014-Current Carryall 300/500/510/550, Transporter



105148503
ASM, TRIM, STAKE SIDE, LONG
2014-Current Carryall 500/510/550/700/710



102847603
ASM, STAKE SIDE, 48 X 19 R
2014-Current Carryall 300/500/510/550/700/710, Transporter



105148601
TRIM, STAKE SIDE, CEN, REAR
2014-Current Carryall 300/500/510/550/710, Transporter, Café Express



1016077
BRACKET, STAKE SIDE REAR
2014-Current Carryall 300/500/510/550/700/710, Transporter



1015656
STAKE SIDE HINGE PIN CARRYALL
2014-Current Carryall 300/500/510/550/700/710, Transporter



BODY & TRIM

**105128101**

ASM, TAILGATE, WIDE HANDLE

2014-Current Carryall 300/500/510/550/700/710, Transporter

**105128201**

HANDLE, TAILGATE, WIDE

2014-Current Carryall 300/500/510/550/700/710, Transporter

**105127201**

WELDMENT, PIVOT, TAILGATE, LH

2014-Current Carryall 300/500/510/550/700/710, Transporter

**105127202**

WELDMENT, PIVOT, TAILGATE, RH

2014-Current Carryall 300/500/510/550/700/710, Transporter

**105127302**

KIT, TETHER, TAILGATE

2014-Current Carryall 300/500/550/710, Transporter

**105128001**

CABLE, TETHER, TAILGATE

2014-Current Carryall 300/500/510/550/700/710, Transporter

**105130301**

BRACKET, END, TAILGATE, LH

2014-Current Carryall 300/500/510/550/700/710, Transporter

**105130302**

BRACKET, END, TAILGATE, RH

2014-Current Carryall 300/500/510/550/700/710, Transporter

**105128301**

PANEL, TAILGATE, WIDE

2014-Current Carryall 300/500/510/550/700/710, Transporter

**103182701**

LATCH, CLOSE, PUSH

2014-Current Carryall 300/500/550/700/710, Transporter, Café Express





SVP826602

KIT FENDERS CARRYALL WITH FOLDDOWN

2014-Current Carryall 300/500/550, Transporter



SVP732201

PANEL, CLOSEOUT, FOLDDOWN, 300

2014-Current Carryall 300/500/550 Transporter



Dash



102361401

ASHTRAY, COURTESY CUP

2004-Current Precedent



105034901

BEZEL, HL, LH, CARRYALL

2014-Current Carryall 300/510/500/550/700/710, Transporter, Café Express



105035001

BEZEL, HL, RH, CARRYALL

2014-Current Carryall 300/510/500/550/700/710, Transporter, Café Express



105145201

BRACKET, HOUR METER SQ, SHORT

2014-Current Carryall 300/500/550/700, Transporter



102026401

CONSOLE COVER

2014-Current Carryall 510/710



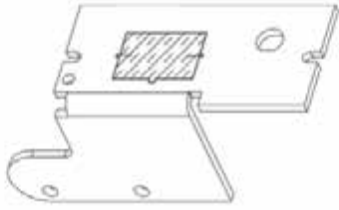
102523101

DASH ASSEMBLY

2004-2008 Precedent



BODY & TRIM

**102520001**

HOUR METER/TOW SWITCH BKT

2004-2008 Precedent

**103402701**

INSTL, DASH

2008-Current Precedent

**102522901**

INSTRUMENT PANEL ASM

2004-Current Precedent

**102571301**

SHROUD, STEERING COLUMN, PRECEDENT

2008-2011 Precedent

**102516901**

SOCKET TRIM

2004-Current Precedent

**101908101**

SWITCH ASM, TOW

2014-Current Carryall 300/500/510/550/700/710, Transporter

**102869401**

SWITCH, ROCKER, LIGHT

2014-Current Carryall 300/500/510/550/700/710, Transporter, Café Express



Floormats



101503202

FLOORMAT - DEBADGED

2014-Current Carryall 300/500/510/550/700/710 Transporter Café Express



105314101

FLOORMAT RET ASM, PRECEDENT, LH BLACK

2015-Current Precedent



105314001

FLOORMAT RET ASM, PRECEDENT, RH BLACK

2015-Current Precedent



102504802

FLOORMAT, PRECEDENT

2004-Current Precedent



Front Trim



102501501

BROW

2004-Current Precedent




102502501

BROW CAP

2004-Current Precedent



BODY & TRIM

**102400202**COVER, LH NON-CANOPY, BLACK
2004-Current Precedent**102400302**COVER, RH NON-CANOPY, BLACK
2004-Current Precedent**102543902**KIT, UNDERBODY COVER, BLACK
2004-Current Precedent**105034801**DOOR, CHARGER PORT, CARRYALL
2014-Current Carryall 300/500/510/550/700/710, Transporter, Café Express**102534404**FASCIA, BLACK
2004-Current Precedent**105034701**GRILL, CARRYALL
2014-Current Carryall 300/500/510/550/700/710, Transporter, Café Express**105034501**FENDER, FRONT, LH, CARRYALL
2014-Current Carryall 300/500/510/550/700/710, Transporter, Café Express**105034401**FENDER, FRONT, RH, CARRYALL
2014-Current Carryall 300/500/510/550/700/710, Transporter, Café Express**105035801**FENDER, INNER, CARRYALL
2014-Current Carryall 300/500/510/550/700/710, Transporter, Café Express**103816601**NAMEPLATE-CC
2004-Current Precedent



103330601

ASM, BUMPER, FRONT, PRECEDENT
2004-Current Precedent



102311501

ASM, LICENSE PLATE -FRONT
2014-Current Carryall 300/500/510/550/700/710, Transporter, Café Express



105034601

BUMPER, FRONT, PLASTIC, CARRYALL
2014-Current Carryall 300/500/550/700/710, Transporter, Café Express



105124901

KIT, FRONT, LICENSE PL, LSV
2014-Current Carryall 300/500/550/700/710, Transporter, Café Express



105139802

KIT, FENDERS, CARRYALL
2014-Current Carryall 300/500/510/550/700/710, Transporter, Café Express



Hinges



1012412

BODY, HINGE PLATE
2014-Current Carryall 300/510/550/710



105200401

BRACKET, HINGE, SEAT, CARRYALL
2014-Current Carryall 300/500/550/700, Transporter, Café Express



BODY & TRIM

**103368301**

HINGE - NESTED

2008-Current Precedent

**1011652**

HINGE PLATE

2014-Current Carryall 500/510/550/710



Key

**AM10079**

BULK STD KEYS (50)

2004-2015 Precedent

**1012505**

KEYS (SET OF 2)

2014-Current Precedent

**105068001**

KEY, UNCOMMON, PADDED 1A

2014-Current Carryall 300/500/510/550/700/710 Transporter Café Express

**105068002**

KEY, UNCOMMON, PADDED 1B

2014-Current Carryall 300/500/510/550/700/710 Transporter Café Express

**105068003**

KEY, UNCOMMON, PADDED 1C

2014-Current Carryall 300/500/510/550/700/710 Transporter Café Express

**105068004**

KEY, UNCOMMON, PADDED 1D

2014-Current Carryall 300/500/510/550/700/710 Transporter Café Express

**105068005**

KEY, UNCOMMON, PADDED 1E

2014-Current Carryall 300/500/510/550/700/710 Transporter Café Express

**105068006**

KEY, UNCOMMON, PADDED 1F

2014-Current Carryall 300/500/510/550/700/710 Transporter Café Express





105068007

KEY, UNCOMMON, PADDED 2A

2014-Current Carryall 300/500/510/550/700/710 Transporter Café Express



105068008

KEY, UNCOMMON, PADDED 2B

2014-Current Carryall 300/500/510/550/700/710 Transporter Café Express



105068009

KEY, UNCOMMON, PADDED 2C

2014-Current Carryall 300/500/510/550/700/710 Transporter Café Express



105068010

KEY, UNCOMMON, PADDED 2D

2014-Current Carryall 300/500/510/550/700 /710 Transporter Café Express



105068011

KEY, UNCOMMON, PADDED 2E

2014-Current Carryall 300/500/510/550/700 /710 Transporter Café Express



105068012

KEY, UNCOMMON, PADDED 2F

2014-Current Carryall 300/500/510/550/700 /710 Transporter Café Express



Key Switches



105081701

KEYSWITCH, UNCOM, 4T, OFF/ON 1A, E

2014-Current Carryall 300/500/550/700, Transporter



105081801

KEYSWITCH, UNCOM, 4T, OFF/ON 1A, G

2014-Current Carryall 300/500/550/700, Transporter, Café Express



105081702

KEYSWITCH, UNCOM, 4T, OFF/ON 1B, E

2014-Current Carryall 300/500/550/700, Transporter



105081802

KEYSWITCH, UNCOM, 4T, OFF/ON 1B, G

2014-Current Carryall 300/500/550/700, Transporter, Café Express



105081703

KEYSWITCH, UNCOM, 4T, OFF/ON 1C, E

2014-Current Carryall 300/500/550/700, Transporter



105081803

KEYSWITCH, UNCOM, 4T, OFF/ON 1C, G

2014-Current Carryall 300/500/550/700, Transporter, Café Express



BODY & TRIM

105081704

KEYSWITCH, UNCOM, 4T, OFF/ON 1D, E

2014-Current Carryall 300/500/550/700, Transporter

**105081804**

KEYSWITCH, UNCOM, 4T, OFF/ON 1D, G

2014-Current Carryall 300/500/550/700, Transporter, Café Express

**105081705**

KEYSWITCH, UNCOM, 4T, OFF/ON 1E, E

2014-Current Carryall 300/500/550/700, Transporter

**105081805**

KEYSWITCH, UNCOM, 4T, OFF/ON 1E, G

2014-Current Carryall 300/500/550/700, Transporter, Café Express

**105081706**

KEYSWITCH, UNCOM, 4T, OFF/ON 1F, E

2014-Current Carryall 300/500/550/700, Transporter

**105081806**

KEYSWITCH, UNCOM, 4T, OFF/ON 1F, G

2014-Current Carryall 300/500/550/700, Transporter, Café Express

**105081707**

KEYSWITCH, UNCOM, 4T, OFF/ON 2A, E

2014-Current Carryall 300/500/550/700, Transporter

**105081807**

KEYSWITCH, UNCOM, 4T, OFF/ON 2A, G

2014-Current Carryall 300/500/550/700, Transporter, Café Express

**105081708**

KEYSWITCH, UNCOM, 4T, OFF/ON 2B, E

2014-Current Carryall 300/500/550/700, Transporter

**105081808**

KEYSWITCH, UNCOM, 4T, OFF/ON 2B, G

2014-Current Carryall 300/500/550/700, Transporter, Café Express

**105081709**

KEYSWITCH, UNCOM, 4T, OFF/ON 2C, E

2014-Current Carryall 300/500/550/700, Transporter

**105081809**

KEYSWITCH, UNCOM, 4T, OFF/ON 2C, G

2014-Current Carryall 300/500/550/700, Transporter, Café Express

**105081710**

KEYSWITCH, UNCOM, 4T, OFF/ON 2D, E

2014-Current Carryall 300/500/550/700, Transporter, Café Express

**105081810**

KEYSWITCH, UNCOM, 4T, OFF/ON 2D, G

2014-Current Carryall 300/500/550/700, Transporter, Café Express

**105081711**

KEYSWITCH, UNCOM, 4T, OFF/ON 2E, E

2014-Current Carryall 300/500/550/700, Transporter

**105081811**

KEYSWITCH, UNCOM, 4T, OFF/ON 2E, G

2014-Current Carryall 300/500/550/700, Transporter, Café Express

**105081712**

KEYSWITCH, UNCOM, 4T, OFF/ON 2F, E

2014-Current Carryall 300/500/550/700, Transporter

**105081812**

KEYSWITCH, UNCOM, 4T, OFF/ON 2F, G

2014-Current Carryall 300/500/550/700, Transporter, Café Express





102508601
KEY SWITCH, ELEC, PRECEDENT
2004-Current Precedent



102515101
KEY SWITCH, GAS, PRECEDENT
2004-Current Precedent



105081901
KEYSWITCH, UNCOM, 4T, OFF/ON/ST 1A
2014-Current Carryall 300/500/550/700, Transporter



105081902
KEYSWITCH, UNCOM, 4T, OFF/ON/ST 1B
2014-Current Carryall 300/500/550/700, Transporter



105081903
KEYSWITCH, UNCOM, 4T, OFF/ON/ST 1C
2014-Current Carryall 300/500/550/700, Transporter



105081904
KEYSWITCH, UNCOM, 4T, OFF/ON/ST 1D
2014-Current Carryall 300/500/550/700, Transporter



105081905
KEYSWITCH, UNCOM, 4T, OFF/ON/ST 1E
2014-Current Carryall 300/500/550/700, Transporter



105081906
KEYSWITCH, UNCOM, 4T, OFF/ON/ST 1F
2014-Current Carryall 300/500/550/700, Transporter



105081907
KEYSWITCH, UNCOM, 4T, OFF/ON/ST 2A
2014-Current Carryall 300/500/550/700, Transporter



105081908
KEYSWITCH, UNCOM, 4T, OFF/ON/ST 2B
2014-Current Carryall 300/500/550/700, Transporter



105081909
KEYSWITCH, UNCOM, 4T, OFF/ON/ST 2C
2014-Current Carryall 300/500/550/700, Transporter



105081910
KEYSWITCH, UNCOM, 4T, OFF/ON/ST 2D
2014-Current Carryall 300/500/550/700, Transporter



105081911
KEYSWITCH, UNCOM, 4T, OFF/ON/ST 2E
2014-Current Carryall 300/500/550/700, Transporter



105081912
KEYSWITCH, UNCOM, 4T, OFF/ON/ST 2F
2014-Current Carryall 300/500/550/700, Transporter



**105082001**

KEYSWITCH, UNCOM, 4T, OFF/P2/P3 1A
2014-Current Carryall 500/510/550/700/710, Transporter

**105082002**

KEYSWITCH, UNCOM, 4T, OFF/P2/P3 1B
2014-Current Carryall 500/510/550/700/710, Transporter

**105082003**

KEYSWITCH, UNCOM, 4T, OFF/P2/P3 1C
2014-Current Carryall 500/510/550/700/710, Transporter

**105082004**

KEYSWITCH, UNCOM, 4T, OFF/P2/P3 1D
2014-Current Carryall 500/510/550/700/710, Transporter

**105082005**

KEYSWITCH, UNCOM, 4T, OFF/P2/P3 1E
2014-Current Carryall 500/510/550/700/710, Transporter

**105082006**

KEYSWITCH, UNCOM, 4T, OFF/P2/P3 1F
2014-Current Carryall 500/510/550/700/710, Transporter

**105082007**

KEYSWITCH, UNCOM, 4T, OFF/P2/P3 2A
2014-Current Carryall 500/510/550/700/710, Transporter

**105082008**

KEYSWITCH, UNCOM, 4T, OFF/P2/P3 2B
2014-Current Carryall 500/510/550/700/710, Transporter

**105082009**

KEYSWITCH, UNCOM, 4T, OFF/P2/P3 2C
2014-Current Carryall 500/510/550/700/710, Transporter

**105082010**

KEYSWITCH, UNCOM, 4T, OFF/P2/P3 2D
2014-Current Carryall 500/510/550/700/710, Transporter

**105082011**

KEYSWITCH, UNCOM, 4T, OFF/P2/P3 2E
2014-Current Carryall 500/510/550/700/710, Transporter

**105082012**

KEYSWITCH, UNCOM, 4T, OFF/P2/P3 2F
2014-Current Carryall 500/510/550/700/710, Transporter

**102571501**

KEYSWITCH, UNCOM, 5A402 ON/OFF
2004-Current Precedent

**102571401**

KEYSWITCH, UNCOM, 5A407
2004-Current Precedent





102571502

KEYSWITCH, UNCOM, 5B402 ON/OFF
2004-Current Precedent



102571402

KEYSWITCH, UNCOM, 5B407
2004-Current Precedent



102571503

KEYSWITCH, UNCOM, 5C402 ON/OFF
2004-Current Precedent



102571403

KEYSWITCH, UNCOM, 5C407
2004-Current Precedent



102571504

KEYSWITCH, UNCOM, 5D402 ON/OFF
2004-Current Precedent



102571404

KEYSWITCH, UNCOM, 5D407
2004-Current Precedent



Kick Plates & Panels



105005402

PLATE, KICK, NO HOLE, BLACK
2015-Current Precedent



102501402

PANEL - ACCESS, BLACK
2004-Current Precedent



BODY & TRIM

**102508202**

PLATE - ELECTRIC KICK, BLACK
2004-Current Precedent

**102500801**

PLATE - FLOOR COVER
2004-Current Precedent

**102511702**

ASM-GAS KICK PLATE, BLACK
2004-2014 Precedent



Seat

**103447901**

BRACKET, HINGE, MALE, PRECEDENT
2004-2011 Precedent

**103731003**

CONTAINER, UNDERSEAT, CARRYALL, ELE
2014-Current Carryall 700

**SVP713301**

HINGE, 2 IN OPEN X 25 IN LONG
2014-Current Carryall 300/500/550, Transporter

**103731001**

CONTAINER, UNDERSEAT, CARRYALL, GAS
2014-Current Carryall 700, 900, Transporter





103833601
HIP RESTRAINT, DRIVER
2011-Current Precedent



103833701
HIP RESTRAINT, PASSENGER
2011-Current Precedent



105176101
HIP RESTRAINT DRIVER SIDE, CAB
2014-Current Carryall 300/500/510/550/700/710, Transporter



105176201
HIP RESTRAINT PASSENGER SIDE, CAB
2014-Current Carryall 300/500/510/550/700/710, Transporter



102562701
HIP RESTRAINT, PRECEDENT, LH
2004-2011 Precedent



102562801
HIP RESTRAINT, PRECEDENT, RH
2004-2011 Precedent



103833901
KIT, PRECEDENT, SEAT BOTTOM
2011-Current Precedent



105063003
WLDMNT, HIP RESTRAINT, LARGE, LH
2014-Current Carryall 500/550, Transporter



105063002
WLDMNT, HIP RESTRAINT, LARGE, RH
2014-Current Carryall 300/500/550/700, Transporter, Café Express



105063001
WLDMNT, HIP RESTRAINT, SMALL, LH
2014-Current Carryall 300/500/550/700, Transporter, Café Express



BODY & TRIM

**105035701**

KEEPER, LATCH, CARRYALL

2014-Current Carryall 300/500/510/550/700/710, Transporter, Café Express

**SVP659401**

PANEL, SUPPORT, SEAT, SIDE, FL

2014-Current Carryall 300/500, Transporter

**105062401**

SEATBACK, WELDMENT, CARRYALL

2014-Current Carryall 300/500/550/700, Transporter, Café Express

**101998501**

GASKET, SEAT

2014-Current Precedent

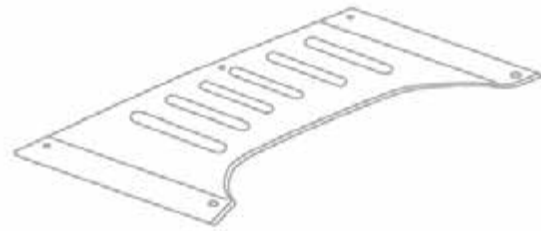


Underbody

**103812901**

ASM, REAR UNDERBODY SUPP, RH

2012-Current Precedent

**102531501**

COVER, 4-PASS NS1 UNDERBODY

2004-2011 Precedent

**103813001**

ASM, REAR UNDERBODY SUPP, LH

2012-Current Precedent

**105035201**

FENDER, REAR, RH, CARRYALL

2014-Current Carryall 300/500/510/550/700 /710, Transporter, Café Express





102545601
LINER REAR UNDERBODY LH
 2008-2010 Precedent



105035301
TAILSKIRT, CARRYALL
 2014-Current Carryall 300/500/510/550/700 /710 Transporter Café Express



General Body & Trim Parts



1010434
BARREL - PLASTIC
 2004-Current Precedent
 2014-Current Carryall 300/500/550/700, Transporter



103367901
SHIELD - CONTROLLER
 2008-Current Precedent




1014125
WEDGE, MOLDED
 2014-Current Carryall 300/500/510/550/700/710 Transporter, Café Express



105129601
SCREW, PHL TRUS HD, 5/16-18X.5
 2014-Current Carryall 300/500/510/550/700/710, Transporter





Cabs



105156801

KIT, CAB, BASIC - FRAME, ROOF, WINDSHIELD
2014-Current Carryall 300/500/550/700



105156804

CAB, 510/710, DOMESTIC
2014-Current Carryall 510/710



105096301

KIT, CAB, FRAME
2014-Current Carryall 300/500/510/550/700/710



**105156802**

KIT, CAB, COMPLETE

2014-Current Carryall 300/500/550/700

**105156803**

KIT, CAB, RANGE

2014-Current Carryall 300/500/550/700



Cab Doors & Windows

**105097301**

KIT, CAB, DOORS, GLASS

2014-Current Carryall 300/500/510/550/700/710

**105245901**

KIT, DOORS, GLASS DELUXE DOORS, WITH SLDR, L/R

2014-Current Carryall 300/500/510/550/700/710

**105181901**

KIT, HARDWARE, GLASS DOOR

2014-Current Carryall 300/500/510/550/700/710



105181701

ASM, DOOR, GLASS, LH
2014-Current Carryall 300/500/510/550/700/710



105182901

ASM, DOOR, GLASS, RH
2014-Current Carryall 300/500/510/550/700/710



105181801

GLASS DOOR REPLACEMENT, LH
2014-Current Carryall 300/500/510/550/700/710



105183001

GLASS DOOR REPLACEMENT, RH
2014-Current Carryall 300/500/510/550/700/710



105182201

HANDLE, GLASS DOOR, LH
2014-Current Carryall 300/500/510/550/700/710



105182202

HANDLE, GLASS DOOR, RH
2014-Current Carryall 300/500/510/550/700/710



105182101

LATCH, GLASS DOOR, LH
2014-Current Carryall 300/500/510/550/700/710



105182102

LATCH, GLASS DOOR, RH
2014-Current Carryall 300/500/510/550/700/710



105182501

HINGE, DOOR
2014-Current Carryall 300/500/510/550/700/710



105182001

HANDLE, PUSH BUTTON
2014-Current Carryall 300/500/510/550/700/710



105097601

KIT, CAB, REAR WINDOW
2014-Current Carryall 300/500/510/550/700/710



105178701

KIT, HARDWARE, REAR WINDOW
2014-Current Carryall 300/500/510/550/700/710



105178501

REAR WINDOW WITH SEAL
2014-Current Carryall 300/500/510/550/700/710



105178601

SEAL, RUBBER REAR WINDOW
2014-Current Carryall 300/500/510/550/700/710



105097701

KIT, CAB, REAR WINDOW, SLIDER
2014-Current Carryall 300/500/510/550/700/710



105178801

REAR SLIDER WINDOW WITH SEAL
2014-Current Carryall 300/500/510/550/700/710



**105176701**

ASM, DOOR, RANGE, LH
2014-Current Carryall 300/500/550

**105183301**

KIT, HARDWARE, SOFT DOOR
2014-Current Carryall 300/500/550/700

**105176801**

ASM, DOOR, RANGE, RH
2014-Current Carryall 300/500/550

**105097401**


KIT, CAB, DOORS, SOFT
2014-Current Carryall 300/500/550/700

**105096601**

KIT, CAB, RANGE DOORS/WINDOWS
2014-Current Carryall 300/500/550/700

**105183101**

ASM, DOOR, SOFT, LH
2014-Current Carryall 300/500/550/700

**105097801**

KIT, CAB, REAR WINDOW, SCREEN
2014-Current Carryall 300/500/510/550/700/710

**105183201**

ASM, DOOR, SOFT, RH
2014-Current Carryall 300/500/550/700

**105176901**

REAR SCREEN
2014-Current Carryall 300/500/510/550/700/710

**105183401**

KIT, HARDWARE, SOFT DOOR STRIKE
2014-Current Carryall 300/500/550/700

**105178901**

KIT, HARDWARE, REAR SCREEN
2014-Current Carryall 300/500/510/550/700/710



105097501

KIT, CAB, DOOR, VENT

2014-Current Carryall 300/500/510/550/700/710



105178401

DOOR VENT RH

2014-Current Carryall 300/510/550/700/710



105178301

DOOR VENT LH

2014-Current Carryall 300/510/550/700/710



Enclosures



103722701

ENCLOSURE, PRECEDENT 4P MONSOON XL, WHITE

2004-Current Precedent



103722702

ENCLOSURE, PRECEDENT 4P MONSOON XL, BEIGE

2004-Current Precedent



AM1282301

ENCLOSURE, PRECEDENT STRETCH - BEIGE

2012-Current Precedent



SVP719901

ENCLOSURE, CA300, 88, WHITE

2014-Current Carryall 300/500/550



AM1282302

ENCLOSURE, PRECEDENT STRETCH - WHITE

2012-Current Precedent



SVP718601

ENCLOSURE, TP, 88, WHITE

2015-Current Transporter



SVP718602

ENCLOSURE, TP, 88, BLACK

2015-Current Transporter



105168801

KIT ENCLOSURE UTILITY LONG WHITE
2014-Current Transporter

**105168804**

KIT, ENCLOSURE, UTILITY, LONG 4P, BEIGE
2015-2016 Transporter

**105168803**

KIT, ENCLOSURE, UTILITY, LONG, 4P, BLACK
2014-Current Transporter

**105168808**

KIT, ENCLOSURE, UTILITY, LONG, 6P, BEIGE
2014-Current Carryall 500/550, Transporter

**105168807**

KIT, ENCLOSURE, UTILITY, LONG, 6P, BLACK
2014-Current Transporter

**105168806**

KIT, ENCLOSURE, UTILITY, LONG, 6P, GREY
2015-2016 Transporter

**105168805**

KIT, ENCLOSURE, UTILITY, LONG, 6P, WHITE
2014-Current Transporter

**105124302**

KIT, ENCLOSURE, BEIGE
2015-2016 CCarryall 300/500/550/700, Transporter

**105124501**

KIT, ENCLOSURE, BLACK
2014-Current Carryall 500/550/700

**105124401**

KIT, ENCLOSURE, GRAY
2014-Current Carryall 500/550/700

**105124301**

KIT, ENCLOSURE, WHITE
2014-Current Carryall 500/550/700

**AM1258102**

UTILITY ENCLOSURE, 4 PASSENGER PRECEDENT, BEIGE
2004-Current Precedent

**AM1258101**

UTILITY ENCLOSURE, 4 PASSENGER PRECEDENT, WHITE
2004-Current Precedent

**AM1258402**

UTILITY ENCLOSURE, PRECEDENT, BEIGE
2004-Current Precedent

**AM1258401**

UTILITY ENCLOSURE, PRECEDENT, WHITE
2004-Current Precedent



Cab Parts & Accessories



105143401

KIT, EXHAUST EXTENSION, 400CC
2014-Current Carryall 300/500/550/700



105097901

KIT, CAB, OVERHEAD CONSOLE
2014-Current Carryall 300/500/510/550/700/710



105128701

HEATER, DEFOGGER
2014-Current Carryall 300/500/510/550/700/710, Transporter



105097001

KIT, CAB, CANOPY LINER
2014-Current Carryall 300/500/510/550/700/710



105098601

KIT, CAB, MIRROR, LEFT
2015-2016 Carryall 510/710



105098602

KIT, CAB, MIRROR, RIGHT
2015-2016 Carryall 510/710



AM1008702

2PASS ALL WEATHER STORAGE COVER-TAN
2004-Current Precedent



AM1008802

4PASS ALL WEATHER STORAGE COVER-TAN
2004-Current Precedent





105234002

KIT, CAB POWER HARNESS, ELEC

2014-Current Carryall 300/500/510/550/700/710



105234102

KIT, CAB POWER HARNESS, GAS

2014-Current Carryall 300/500/550/700



105236301

HARNESS, POWER, CAB, GAS

2014-Current Carryall 300/500/550/700



105098002

KIT, CAB, POWER HARNESS

2014-Current Carryall 300/500/510/550/700/710



105205501

HARNESS, POWER SUPPLY, CAB

2014-Current Carryall 300/500/510/550/700/710



105177601

SEAL, CAB CANOPY

2014-Current Carryall 300/500/510/550/700/710



105098201

KIT, CAB, FRONT WORK LIGHT

2014-Current Carryall 300/500/510/550/700/710



105180901

CAB WORK LIGHT LED

2014-Current Carryall 300/500/510/550/700/710



105179101

CAB, DOME LIGHT, LED

2014-Current Carryall 300/500/510/550/700/710



105098301

KIT, CAB, REAR WORK LIGHT

2014-Current Carryall 300/500/510/550/700/710





105096401

KIT, CAB, 2 POINT SEAT BELT
2014-Current Carryall 300/500/550/700



105096501

KIT, CAB, 3 POINT SEAT BELT, LSV
2014-Current Carryall 300/500/550/700



105096701

KIT, CAB, 3 POINT SEAT BELT, HOMOLOGATED
2015-2016 Carryall 510/710



105175601

ASM, 2 POINT SEAT BELT
2014-Current Carryall 300/500/550/700



105175801

ASM, SEAT BELT 3 POINT DOMESTIC
2015-2016 Carryall 300/500/550/700, Café Express



105176401

ASM, SEAT BELT 3 POINT HOMOLOGATED
2015current Carryall 510/710



105175701

KIT, HARDWARE, 2 POINT SEAT BELT
2014-Current Carryall 300/500/550/700




105176601

KIT, HARDWARE, 3 POINT SBELT HOMOLOGATED
2014-Current Carryall 510/710



105176301

KIT, HARDWARE, 3 POINT SEAT BELT DOMESTIC
2014-Current Carryall 300/500/550/700



105177201

KIT, HARDWARE, RANGE CAB
2014-Current Carryall 300/500/550



105178001

KIT, HARDWARE, WINDSHIELD
2014-Current Carryall 300/500/510/550/700/710



105179901

KIT, HARDWARE, OH CONSOLE
2014-Current Carryall 300/500/510/550/700/710



105177101

SEAL, RUBBER WINDSHIELD
2014-Current Carryall 300/500/510/550/700/710



104001201

GAS SPRING
2014-Current Carryall 300/500/510/550/700/710



**105098001**

KIT, CAB, FRONT WIPER

2014-Current Carryall 300/500/510/550/700/710

**104000901**

WIPER ARM, MODIFIED

2014-Current Carryall 300/500/510/550/700/710

**105098101**

KIT, CAB, FRONT WIPER, WASHER

2014-Current Carryall 300/500/510/550/700/710

**105180001**

WIPER MOTOR, 85 DEGREE

2014-Current Carryall 300/500/510/550/700/710

**105205701**

WIPER BLADE 18

2014-Current Carryall 500/550

**105180301**

WASHER TANK MOUNT PLATE

2014-Current Carryall 300/500/510/550/700/710

**105180801**

KIT, HARDWARE, WIPER WASHER

2014-Current Carryall 300/500/510/550/700/710

**105180201**

KIT, HARDWARE, WIPER

2014-Current Carryall 300/500/510/550/700/710

**104003501**

COVER, WIPER MTR & SWITCH ASM

2014-Current Carryall 300/500/510/550/700/710





CANOPIES & SUPPORTS

Canopies - Precedent

104008001

ASM, CANOPY W/HANDLES, WHITE
2014-Current Precedent



104008002

ASM CANOPY W HANDLES BEIGE 4
2014-Current Precedent



104008003

ASM, CANOPY W/HANDLES, BLACK
2014-Current Precedent



103650801

CANOPY, PRECEDENT ELITE, CE, WHITE
2008-Current Precedent



103650802

CANOPY, PRECEDENT ELITE, CE, BEIGE
2008-Current Precedent



CANOPIES & SUPPORTS

103286201

ASM, CANOPY 4P MONSOON XL, WHITE
2014-Current Precedent

**103286202**

ASM CANOPY 4P MONSOON XL BEIGE 4
2014-Current Precedent

**103286203**

ASM, CANOPY 4P MONSOON XL, BLACK
2014-Current Precedent



Canopies - Carryall

SVP715401

ASM, CANOPY, 50 X 88, WHITE
2014-Current Carryall 300/500/550, Transporter

**SVP715402**

ASM, CANOPY, 50 X 88, BLACK
2014-Current Carryall 300/500/550, Transporter

**105072001**

CANOPY, SHORT, RESTYLE, WHITE
2014-Current Carryall 300/500/550/700

**105077601**

CANOPY, LONG, RESTYLE, WHITE
2014-Current Carryall 500/550/700, Transporter

**105072002**

CANOPY, SHORT, RESTYLE, BEIGE
2014-Current Carryall 300/500/550/700

**105077602**

CANOPY, LONG, RESTYLE, BEIGE 4
2015-2016 Carryall 700, Transporters

**105072003**

CANOPY, SHORT, RESTYLE, BLACK
2014-Current Carryall 300/500/550/700

**105077603**

CANOPY, LONG, RESTYLE, BLACK 4
2014-Current Carryall 500/550/700, Transporter





105104201

CAFE EXPRESS CANOPY GREEN
2014-Current Carryall 500/550, Café Express



105104001

CAFE EXPRESS CANOPY FRAME 500
2014-Current Carryall 500/550, Café Express



105104202

CAFE EXPRESS CANOPY GREEN/WHITE
2014-Current Carryall 500/550, Café Express



105104203

CAFE EXPRESS CANOPY GREEN TWEED
2014-Current Carryall 500/550, Café Express



105104204

CAFE EXPRESS CANOPY BLUE TWEED
2014-Current Carryall 500/550, Café Express



105104206

CAFE EXPRESS CANOPY GRAY TWEED
2014-Current Carryall 500/550, Café Express



105210501

CAFE EXPRESS, CANOPY, CROSS SUPPORTS
2014-Current Carryall 500/550, Café Express



105177301

CAB, CANOPY
2014-Current Carryall 300/500/510/550/700/710



105177501

CAB, CANOPY FOPS
2014-Current Carryall 300/500/550/700



Canopy Kits - Precedent

AM1249101

PRECEDENT ELITE TRK CANOPY KIT-BEIG
2004-Current Precedent



AM1249102

PRECEDENT ELITE TRK CANOPY KIT-WHITE
2004-Current Precedent



AM1249103

PRECEDENT ELITE TRK CANOPY KIT-BLACK
2004-Current Precedent



SVP754201

KIT, CANOPY, WH, STD VAN BOX
2014-Current Carryall 300/500/550/700



SVP754202

KIT, CANOPY, BK, STD VAN BOX
2014-Current Carryall 300/500/550/700



SVP754203

KIT, CANOPY, BG, STD VAN BOX
2014-Current Carryall 300/500/550/700



CANOPIES & SUPPORTS

102570906KIT-4 PASSENGER, MONSOON XL, WHITE
2011-Current Precedent**102570905**KIT-4 PASSENGER, MONSOON XL, BEIGE
2011-Current Precedent**103776102**KIT, CANOPY, PRECEDENT VISAGE BEIGE
2004-Current Precedent**103814801**KIT-CANOPY, PRECEDENT, 4 PASSENGER WHITE
2004-Current Precedent**103814802**KIT-CANOPY, PRECEDENT, 4 PASSENGER BEIGE
2004-Current Precedent**103996401**KIT, CANOPY, PRECEDENT L2, WHITE
2005-2013 Precedent**103996402**KIT, CANOPY, PRECEDENT L2, BEIGE
2005-2013 Precedent**105233601**KIT, CANOPY, WHITE, 4FUN
2012-Current Precedent**105233602**KIT, CANOPY, BEIGE, 4FUN
2012-Current Precedent**105055601**KIT, CANOPY WHITE, 4FUN, W/VIS
2012-Current Precedent**105055602**KIT, CANOPY WHITE, 4FUN, W/O VIS
2012-Current Precedent**105055603**KIT, CANOPY BEIGE, 4FUN, W/VIS
2012-Current Precedent**105055604**KIT, CANOPY BEIGE, 4FUN, W/O VIS
2012-Current Precedent**105055605**KIT, CANOPY BLACK, 4FUN, W/VIS
2012-Current Precedent**105055606**KIT, CANOPY BLACK, 4FUN, W/O VIS
2012-Current Precedent

Canopy Kits - Carryall



105063301

KIT, CANOPY, UTILITY, WHITE
2014-Current Carryall 300/500/550



105063302

KIT, CANOPY, UTILITY, BEIGE
2014-Current Carryall 300/500/550



105063303

KIT, CANOPY, UTILITY, BLACK
2014-Current Carryall 300/500/550



105096801

KIT, CAB, CANOPY, LSV
2014-Current Carryall 500/510/550/710



105098801

KIT, CAB, CANOPY
2014-Current Carryall 300/500/550/700



105096901

KIT, CAB, CANOPY, FOPS
2014-Current Carryall 300/500/550/700



105177701

KIT, HARDWARE, CANOPY
2014-Current Carryall 300/500/510/550/700/710



105177801

KIT, HARDWARE, CANOPY FOPS
2014-Current Carryall 300/500/550/700/710



CANOPIES & SUPPORTS

Struts & Supports

**SVP473501**KIT, STRUT, STRETCH PRECEDENT
2012-Current Precedent**SVP718102**KIT, BRACE, CANOPY, 88, TP, BK
2015-Current Transporter**102502901**BRACKET-CANOPY SUPPORT LH
2004-2012 Precedent**102503001**BRACKET-CANOPY SUPPORT RH
2004-2012 Precedent**102513501**ASM-REAR CANOPY SUPPORT
2004-Current Precedent**103653201**BRACKET- HAT, STRUT
2014-Current Precedent**103725701**KIT- CANOPY 4 PASSENGER STRUT
2014-Current Precedent**103750001**STRUT, CANOPY FRONT RH-PRECEDENT
2011-Current Precedent



103750101
STRUT, CANOPY FRONT LH-PRECEDENT
2011-Current Precedent



103775201
ASM, FRONT STRUT, PRECEDENT, PS, V2
2014-Current Precedent



103816401
WELDMNT- DRAIN STRUT, DRV
2014-Current Precedent



103816402
WELDMNT- DRAIN STRUT, PAS
2014-Current Precedent



103929301
SUPPORT- CANOPY, DRV
2012-Current Precedent



103929302
SUPPORT- CANOPY, PASSENGER
2012-Current Precedent



104008901
KIT, SP, STRUTS, PRECEDENT, STD
2014-Current Precedent



104008902
KIT, SP, STRUTS, PRECEDENT, VIS
2014-Current Precedent



105063201
WELDMNT, STRUT, DS, HB
2014-Current Carryall 300/500/550/700, Transporter



105063202
WELDMNT, STRUT, PS, HB
2014-Current Carryall 300/500/550/700, Transporter



**105063401**

REAR, STRUT, BENT, DS

2014-Current Carryall 300/500/550/700

**105063402**

REAR, STRUT, BENT, PS

2014-Current Carryall 300/500/550/700

**105087001**

KIT CANOPY SUPPORT TP4 40602

2014-Current Carryall 500/550, Transporter

**105087201**

WELDMENT, CRS SUPPORT, LG CANOPY

2014-Current Carryall 500/550/700, Transporter

**105087301**

STRUT, REAR, LONG CANOPY, RES

2014-Current Carryall 500/550/700, Transporter

**105251901**

KIT, CANOPY SUPPORT, FRONT

2014-Current Carryall 300/500/550/700

**105099901**

WELDMENT, STRUT SUPPORT LG, FDS DS

2014-Current Carryall 500/550/700, Transporter

**105099902**

WELDMENT, STRUT SUPPORT LG, FDS PS

2014-Current Carryall 500/550/700, Transporter

**105100301**

KIT, CANOPY SUPPORT, TP6

2014-Current Carryall 500/550/700 Transporter

**105104101**

KIT, CAFE EX, FRONT STRUTS

2014-Current Carryall 500/550, Café Exp



Canopies & Supports General



102400002
COVER, LH CANOPY SUPPORT, BLACK
2004-Current Precedent



102400102
COVER, RH CANOPY SUPPORT, BLACK
2004-Current Precedent



102553301
CANOPY STORAGE NET (PRECEDENT)
2004-Current Precedent



103577301
KIT, CANOPY STORAGE NET
2004-Current Precedent



103205101
COVER, DRAIN, CANOPY-PRECEDENT
2014-Current Carryall 300/500/510/550/700/710



105086101
SPACER, RUBBER, 7.11 D-6.35 THK
2014-Current Carryall 300/500/550/700, Transporter



105089201
SPACER, RUBER-30 ODX42 HT-1/4
2014-Current Carryall 500/550/700, Transporter



105250501
BUMPER, 3/4 ROUND, 1 LG, RUBBER
2014-Current Carryall 300/500/550/700



**102511602**

HANDLE-CANOPY (BEIGE)

2009-Current Precedent

**102511603**

HANDLE-CANOPY (BLACK)

2014-Current Precedent

**102511601**

HANDLE-CANOPY (WHITE)

2004-Current Precedent

**103868101**

MONSOON ACCESSORY INSTALL MANUAL

2015-Current Precedent

2014-Current Carryall





Chassis



102505701
ASM-DASH SUPPORT
2004-Current Precedent



102521901
BRACKET-CLAMSHELL
2004-Current Precedent



103677401
BRACKET, BUMPER, PASSENGER
2004-2012 Precedent



101834602
BRACKET, SNUBBER, TALL
2014-Current Carryall 300/500/550/700/900, Transporter, Café Express



CHASSIS

**7274**

BEARING, FRONT HUB WHEEL

2014-Current Carryall 300/500/550/700/900, Transporter, Café Express

**102514702**

BUCKET - GAS PRECEDENT FLASH

2015-Current Precedent

**1012303**

BUSHING - STEEL

2014-Current Carryall 300/500/510/550/700/710, Transporter, Café Express

**102353201**

CAP, FRONT HUB

2004-Current Precedent

**1011892**

FRONT HUB ASM REPLACEMENT KIT

2014-Current Carryall 300/500/510/550/700/710, Transporter, Café Express

**102540301**

INNER FRAME SNUBBER

2004-Current Precedent

2014-Current Carryall 300/500/700, Transporter, Café Express

**1013787**

LUG STUD

2004-2012 Precedent

**101922201**

LUG STUD

2004-Current Precedent

2015-Current Carryall 300/500/510/550/700/710, Transporter

**101827101**

PLATE, ENGINE MOUNTING

2004-2015 Precedent

**103926601**

REAR CROSS MEMBER

2012-Current Precedent





102357701
REPLACEMENT KIT, FRONT HUB
2004-Current Precedent



101984801
STEERING COLUMN MOUNTING BRACKET KIT
2004-2014 Precedent



103990501
WELDMENT, FRAME, PRECEDENT, LH
2014-Current Precedent



103990601
WELDMENT, FRAME, PRECEDENT, RH
2014-Current Precedent



102288101
SLEEVE - ROLLED, SPRING
2004-Current Precedent



102505401
CROSS MEMBER-MIDDLE
2013 Precedent



101638502
WELDMENT, SHOCK & GEAR, CARRYALL
2014-Current Carryall 300/500/550/700, Transporter, Café Express



105007001
WELDMENT, FRONT, UTILITY, STANDARD
2014-Current Carryall 300/500/510/550/700/710, Transporter, Café Express



105145501
TUBE, BTM SUPPORT, RP
2014-Current Carryall 300/500/550/700



102279104
UNDERBODY - REAR, BLACK
2004-Current Precedent



**SVP707801**

KIT, BUMPER GUARD, REAR, CARRYALL

2014-Current Carryall 300/500/550/700, Transporter, Café Express

**SVP707802**

KIT, BUMPER GUARD, REAR, 300

2014-Current Carryall 300





CLUTCHES

Clutches



101833902

ASM, CLUTCH, DRIVE, FE 290/350
2004-2015 Precedent



103973902

ASM, DRIVE CLUTCH, WR, KEY
2014-Current Carryall 300/500/550/700, Transporter



103973901

ASM, DRIVE CLUTCH, WR, PEDAL
2015-Current Precedent
2014-Current Carryall 300/500/550/700, Transporter, Café Express



1014059

DRIVE HUB ASM, DRIVE CLUTCH
2004-Current Precedent
2014-Current Carryall 300/500/550/700, Transporter, Café Express



CLUTCHES

**101834001**

ASM, CLUTCH, DRIVEN, FE290D

2004-2015 Precedent

**103974002**

CLUTCH, SECONDARY, STANDARD, KEY

2015-Current Precedent

2014-Current Carryall 300/500/550/700, Transporter

**1017686**

CAM DRIVEN CLUTCH

2004-Current Precedent

2014-Current Carryall 300/500/550/700, Transporter, Café Express

**103926101**

KIT, CLUTCH, G, PRECEDENT, HIGH SPEED

2004-Current Precedent

**1014052**

ASM, MOVEABLE FACE, DRIVE CLUTCH

2004-2015 Precedent

**1014053**

DRIVE CLUTCH MOVABLE FACE

2004-2015 Precedent

**1014072**

MOVEABLE FACE ASM

2004-Current Precedent

2014-Current Carryall 300/500/550/700, Transporter, Café Express

**AM10419**

CLUTCH REPAIR KIT

2004-2015 Precedent

2014-Current Carryall 300/500/550/700, Transporter, Café Express

**1014050**

RETAINER, SPRING

2004-2015 Precedent

**1014055**

RETAINER

2004-Current Precedent

2014-Current Carryall 300/500/550/700, Transporter, Café Express





103982002

CABLE, ACC, PRECEDENT, HIGH SPEED

2015-Current Precedent



1014287

SPRING, DRIVE BUTTON

2004-Current Precedent

2014-Current Carryall 300/500/550/700, Transporter, Café Express



1016289

SPACER, FIXED FACE SHAFT

2004-Current Precedent

2014-Current Carryall 300/500/550/700, Transporter, Café Express



103984601

SPACER, IDLER, DRIVE

2015-Current Precedent

2014-Current Carryall 300/500/550/700, Transporter, Café Express



104025101

WASHER, ACETAL, DRIVEN CLUTCH

2015-Current Precedent

2014-Current Carryall 300/500/550/700/900, Transporter, Café Express



103201101

WASHER, STEP, CVT PRIMARY

2015-Current Precedent

2014-Current Carryall 300/500/550/700, Transporter, Café Express



1014049

BEARING, IDLER

2004-2015 Precedent



1014454

KIT, DRIVEN CLUTCH BUTTON

2004-Current Precedent

2014-Current Carryall 300/500/550/700, Transporter, Café Express

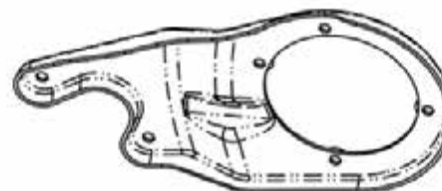


1014062

DRIVER - DRIVE CLUTCH

2004-Current Precedent

2014-Current Carryall 300/500/550/700, Transporter, Café Express



103979401

PLATE, MTG, CVT, CENTER

2015-Current Precedent

2014-Current Carryall 300/500/550/700, Transporter, Café Express



CLUTCHES

**103974301**

SHEAVE, MOVEABLE, DRIVE, WR

2015-Current Precedent

2014-Current Carryall 300/500/550/700/900, Transporter, Café Express

**103974201**

ASM, SHEAVE, MOV, DRIVE, WR

2015-Current Precedent

2014-Current Carryall 300/500/550/700, Transporter, Café Express

**103975301**

SHEAVE, FIXED, DRIVEN, WR

2015-Current Precedent

2014-Current Carryall 300/500/550/700/900, Transporter, Café Express

**103974401**

SHEAVE, FIXED, DRIVE, WR

2015-Current Precedent

2014-Current Carryall 300/500/550/700/900, Transporter, Café Express

**101925601**

PLUG, DRIVE CLUTCH

2004-2015 Precedent

**1016801**

DRIVE CLUTCH WEIGHT KIT DS OHV

2004-Current Precedent

2014-Current Carryall 300/500/550/700, Transporter, Café Express





Controllers



103982301
 CONTROLLER, 250A, HB, WHITE
 2014-Current Precedent
 2014-Current Carryall 300/500/550



102806201
 CONTROLLER, 48V IQ GOLF
 2004-2012 Precedent



102806203
 CONTROLLER, 48V IQ GOLF, CE
 2009-2010 Precedent



105168101
 CONTROLLER, AC MOTOR, LSV, CARRYALL
 2014-Current Carryall 510/710



CONTROLLERS

MCOR

**103683101**KIT, GEN 2 PEDAL, MCOR
2009-2010 Precedent**102528501**MCOR, PRECEDENT
2008-2011 Precedent**103682701**HARNESS, JUMPER, MCOR, EXCEL
2009-2010 Precedent**103850301**HARNESS, PRECEDENT, EXCEL, MCOR3
2012-2014 Precedent**103850201**HARNESS, PRECEDENT, IQ, MCOR3
2012 Precedent**105116301**MCOR4
2014-Current Precedent
2014-Current Carryall 300/500/510/550/700/710, Transporter

Controllers General



103744901
ADAPTER, GEN 2 PEDAL, MCOR
2004-2010 Precedent



103745001
DRIVE BAR, GEN 2 PEDAL, MCOR
2004-2010 Precedent



103316801
GASKET - CONTROLLER COVER
2014-Current Carryall 300/500/510/550/700/710, Transporter



103902301
HOUSING, MCOR
2014-Current Carryall 300/500/510/550/700/710, Transporter



103639401
COMPONENT MOUNTING PLATE, CAST
2009-2014 Precedent



102258201
KIT, PRIVATE SPEED IQ CONTROLLER
2004-Current Precedent



102258101
KIT, PRIVATE SPEED MODE
2004-Current Precedent





Axle Parts



105030401
 AXLE CASE L COMPL., ED65
 2015-Current Precedent
 2014-Current Carryall 300/500/550/700, Transporter, Café Express 



105030501
 AXLE CASE R COMPL., ED65
 2015-Current Precedent
 2014-Current Carryall 300/500/550/700, Transporter, Café Express 



101891401
 AXLE ASSEMBLY
 2004-2012 Precedent 



1013794
 AXLE SHAFT OIL SEAL
 2004-Current Precedent
 2014-Current Carryall 300/500/550/700/510/710, Transporter  

DRIVETRAIN

**105066001**

AXLE SHAFT L COMPL., ED65

2015-Current Precedent

2014-Current Carryall 300/500/550/700, Transporter, Café Express

**105066101**

AXLE SHAFT R COMPL., ED65

2015-Current Precedent

2014-Current Carryall 300/500/550/700, Transporter, Café Express



Bearings & Seals

**105027401**

BALL BEARING (6204), ED65

2015-Current Precedent

2014-Current Carryall 300/500/550/700, Transporter, Café Express

**105029801**

BALL BEARING(6007), ED65

2014-Current Carryall 300/500/550, Transporter, Café Express

**105028401**

BALL BEARING (6304), ED65

2015-Current Precedent

2014-Current Carryall 300/500/550/700, Transporter, Café Express

**105028101**

BALL BEARING(6006), ED65

2015-Current Precedent

2014-Current Carryall 300/500/550/700, Transporter, Café Express

**105027901**

BALL BEARING (6202), ED65

2015-Current Precedent

2014-Current Carryall 300/500/550/700, Transporter, Café Express

**102900501**

BEARING, 62 OD X 30 ID X 16

2010-2015 Precedent





7335

BEARING

2004-2015 Precedent

2014-Current Carryall 300/500/550/700, Transporter



7336

BEARING

2004-2015 Precedent

2014-Current Carryall 300/500/550/700/510/710, Transporter



101928101

BEARING, BALL

2004-2012 Precedent



7330

INNER AXLE, TUBE BEARING

2004-2015 Precedent

2014-Current Carryall 300/500/550/700/510/710, Transporter



105027801

BALL BEARING (6205SEAL), ED65

2015-Current Precedent

2014-Current Carryall 300/500/550/700/900, Transporter, Café Express



102901001

BEARING

2010-2015 Precedent



102901101

BEARING

2010-2015 Precedent



1011291

OUTER AXLE, TUBE BEARING

2004-2012 Precedent



102899601

CAGE, ROLLER

2010-2015 Precedent



102899501

CAGE, ROLLER

2010-2015 Precedent



**101927601**

NEEDLE BEARING

2004-2012 Precedent

**101927501**

NEEDLE BEARING

2004-2012 Precedent

**102898101**

BEARING, THRUST

2010-2015 Precedent

**102898301**

BEARING, THRUST

2010-2015 Precedent

**105025401**

THRUST BEARING, ED65

2015-Current Precedent

2014-Current Carryall 300/500/550/700, Transporter, Café Express

**105025401**

THRUST BEARING, ED65

2015-Current Precedent

2014-Current Carryall 300/500/550/700, Transporter, Café Express

**101923501**

SEAL, LIP

2004-Current Precedent

2014-Current Carryall 300/500/510/550/700/710, Transporter

**102902501**

SEAL, LIP

2010-2015 Precedent

**102898401**

WASHER, THRUST

2010-2015 Precedent

**101903701**

WASHER, THRUST

2004-Current Precedent

2014-Current Carryall 300/500/510/550/700/710, Transporter





101927201

SEAL, OIL

2004-2012 Precedent



101927101

SEAL, OIL

2004-2012 Precedent



1012714

OIL SEAL

2004-2012 Precedent



105026701

OIL SEAL 13X22X5, ED65

2015-Current Precedent

2014-Current Carryall 300/500/550/700/900, Transporter, Café Express



105026001

OIL SEAL 24X40X9, ED65

2014-Current Carryall 300/500/550



105025801

OIL SEAL 6X10X2.5, ED65

2015-Current Precedent

2014-Current Carryall 300/500/550/700, Transporter, Café Express



101892201

PLATE - THRUST

2004-2012 Precedent



1013773

PLATE, THRUST (DIFF. GEAR)

2004-2012 Precedent



1013774

PLATE, THRUST (IDLER GEAR)

2004-2012 Precedent



101903601

WASHER, THRUST

2004-Current Precedent

2014-Current Carryall 300/500/510/550/700/710, Transporter



DRIVETRAIN

**AM10081**

SEALED BALL BEARING (101927801)

2004-2012 Precedent

**AM10080**

SEALED BALL BEARING (7336)

2004-2012 Precedent



Brackets

**105135101**

BRACKET, ACC FNR CABLES, ED65

2015-Current Precedent

2014-Current Carryall 300/500/550/700, Transporter, Café Express

**104005301**

BRACKET, S/G -ADJUSTABLE EX40

2015-Current Precedent

2014-Current Carryall 300/500/550/700, Transporter, Café Express

.91

**101834601**

BRACKET, SNUBBER, SHORT

2004-Current Precedent

**102515501**

BRACKET-TRANS CABLE SUPPORT

2004-2015 Precedent

**101832302**

BRACKET, REAR ACC CABLE SNAP-IN

2004-2015 Precedent

**101832202**

BRACKET, REAR GOV CABLE SNAP-IN

2004-2015 Precedent





101832601
PTO SIDE STIFFENER
2005-2009 Precedent



101832701
STIFFENER, FLYWHEEL SIDE
2004-2015 Precedent



Cables



103978001
CABLE, GOVERNOR, EX40
2015-Current Precedent
2014-Current Carryall 300/500/550/700, Transporter, Café Express



105038801
CABLE, SHIFTER, 1 BODY
2015-Current Precedent



105038802
CABLE, SHIFTER, 1 DASH
2014-Current Carryall 300/500/550



105038803
CABLE, SHIFTER, 2 DASH
2014-Current Carryall 500/550, Café Express



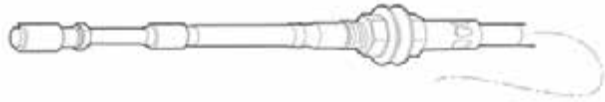
105038804
CABLE, SHIFTER, 6 DASH
2014-Current Carryall 500/550/700, Transporter



103379601
CABLE, TRANSMISSION, PREC
2005-2015 Precedent



DRIVETRAIN

**102516001**

CABLE, TRANSMISSION

2004-2006 Precedent



Cases

**101890501**

CASE - GEAR

2004-2012 Precedent

**105025001**

CASE L COMPL., ED65

2015-Current Precedent

2014-Current Carryall 300/500/550/700, Transporter, Café Express

**105026501**

CASE R COMPL., ED65

2015-Current Precedent

2014-Current Carryall 300/500/550/700/900, Transporter, Café Express

**101890601**

CASE, GEAR, RIGHT MC008

2004-2012 Precedent

**103882101**

CASE, TRANSAXLE, W/GOV PIN

2012-2015 Precedent

**102897501**

COVER, BOX

2010-2011 Precedent





101895401

GEAR CASE, LEFT HAND

2004-Current Precedent

2014-Current Carryall 300/500/510/550/700/710, Transporter

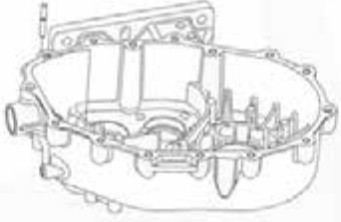


101895501

GEAR CASE, RIGHT HAND

2004-Current Precedent

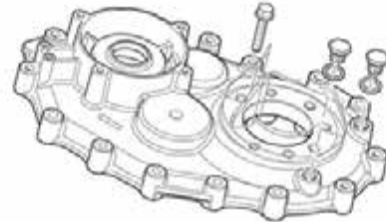
2014-Current Carryall 300/500/510/550/700/710, Transporter



102896901

GEAR BOX, COMPLETE

2010-2011 Precedent



103882301

COVER, TRANSAXLE, GTG

2012-2015 Precedent



Differential



1013771

DIFFERENTIAL GEAR

2004-2012 Precedent



1013770

DIFFERENTIAL IDLER GEAR

2004-2012 Precedent

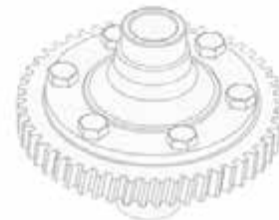


105029401

DIFFERENTIAL GEAR SET, ED65

2015-Current Precedent

2014-Current Carryall 300/500/550/700/900, Transporter, Café Express



102902001

ASSEMBLY, DIFFERENTIAL

2010-2015 Precedent



DRIVETRAIN

**105029601**

DIFFERENTIAL SHAFT, ED65

2015-Current Precedent

2014-Current Carryall 300/500/550/700, Transporter, Café Express

**1013772**

DIFFERENTIAL PIN

2004-2012 Precedent

**105031001**

DIFFERENTIAL ASSEMBLY, ED65

2015-Current Precedent

2014-Current Carryall 300/500/550/700, Transporter, Café Express

**105063601**

LSD DIFFERENTIAL ASSEMBLY, ED65

2014-Current Carryall 300/500/550/700, Transporter, Café Express

**102356601**

HOUSING, DIFFERENTIAL, 6 BOLT

2004-Current Precedent

2014-Current Carryall 300/500/510/550/700/710, Transporter, Café Express

**1013769**

DIFFERENTIAL GEAR CASE R.H.

2004-2012 Precedent



Flange Parts

**105030001**

FLANG NUT M8-1.25, ED65

2014-Current Carryall 300/500/550/700, Transporter, Café Express

**105030801**

FLANGE BOLT M10-1.25X25, ED65

2015-Current Precedent

2014-Current Carryall 300/500/550/700, Transporter, Café Express





105028501

FLANGE BOLT M8-1.25X65MM, ED65

2015-Current Precedent

2014-Current Carryall 300/500/550/700, Transporter, Café Express



105030701

FLANGE BOLT M8-1.25X80MM, ED65

2015-Current Precedent

2014-Current Carryall 300/500/550/700, Transporter, Café Express



Gaskets



101923201

GASKET

2004-Current Precedent

2014-Current Carryall 300/500/510/550/700/710, Transporter



105026301

GASKET 10, ED65

2015-Current Precedent

2014-Current Carryall 300/500/550/700, Transporter, Café Express



105027301

GASKET 14, ED65

2015-Current Precedent

2014-Current Carryall 300/500/550/700, Transporter, Café Express



Gears & Gear Parts

**105028601**

GEAR 17, ED65

2015-Current Precedent

2014-Current Carryall 300/500/550/700, Transporter, Café Express

**105028201**

GEAR 34, ED65

2015-Current Precedent

2014-Current Carryall 300/500/550/700, Transporter, Café Express

**105028801**

GEAR 52, ED65

2015-Current Precedent

2014-Current Carryall 300/500/550/700, Transporter, Café Express

**105029901**

GEAR 60 COMPL., ED65

2015-Current Precedent

2014-Current Carryall 300/500/550/700, Transporter, Café Express

**105029101**

GEAR 62, ED65

2015-Current Precedent

2014-Current Carryall 300/500/550/700, Transporter, Café Express

**101980801**

GEAR ASM, 16 DEG FRT SYNCHRO

2004-2012 Precedent

**101980901**

GEAR ASSEMBLY, 16 DEG REAR SYNCHRO

2004-2012 Precedent

**101892701**

GEAR HELICAL

2004-2012 Precedent





101892601

GEAR HELICAL

2004-2012 Precedent



101892501

GEAR HELICAL

2004-2012 Precedent



101892401

GEAR SPUR

2004-2012 Precedent



102356801

GEAR, DIFFERENTIAL, 6 BOLT

2004-Current Precedent

2014-Current Carryall 300/500/510/550/700/710 Transporter



102898501

GEAR, SPEED GOVERNOR

2010-2015 Precedent



1016532

GEAR, SPUR

2004-2006 Precedent



101923901

GEAR, DIFFERENTIAL

2004-Current Precedent

2014-Current Carryall 300/500/510/550/700/710 Transporter



101923001

GEAR, DIFFERENTIAL IDLER

2004-Current Precedent

2014-Current Carryall 300/500/510/550/700/710, Transporter



1016533

GEAR, HELICAL

2004-2006 Precedent



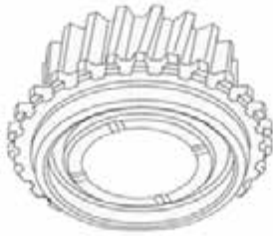
102898901

GEAR, COMPLETE, 25T

2010-2015 Precedent



DRIVETRAIN

**102899001**

GEAR, COMPLETE, 28T

2010-2015 Precedent



Governor Parts

**101892301**

GOVERNOR ASSEMBLY


2004-2012 Precedent

**105027501**

GOVERNOR GEAR 34, ED65

2015-Current Precedent

2014-Current Carryall 300/500/550/700 Transporter Café Express

**102897701**

ASSEMBLY, SPEED GOVERNOR

2010-2015 Precedent

**105025501**

GOVERNOR GEAR SHAFT, ED65

2015-Current Precedent

2014-Current Carryall 300/500/550/700 Transporter Café Express

**105025601**

GOVERNOR SHAFT, ED65

2015-Current Precedent

2014-Current Carryall 300/500/550/700 Transporter Café Express

**105025201**

GOVERNOR SLEEVE, ED65

2015-Current Precedent

2014-Current Carryall 300/500/550/700 Transporter Café Express





105025101

GOVERNOR GEAR COMPL., ED65

2015-Current Precedent

2014-Current Carryall 300/500/550/700 Transporter Café Express



102897901

LEVER, SPEED GOVERNOR

2010-2015 Precedent



Hubs



103979301

HUB, MACHINED, GOLF/UTL

2015-Current Precedent

2014-Current Carryall 300/500/550/700, Transporter, Café Express



101928001

HUB, SYNCHRO CLUTCH

2004-2012 Precedent



103995001

ASSEMBLY, HUB, MACHINED, GOLF/UTL

2015-Current Precedent

2014-Current Carryall 300/500/550/700, Transporter, Café Express



DRIVETRAIN

Levers

**101890101**

LEVER - CHANGE

2004-2012 Precedent

**102515401**

LEVER - TRANS SHIFT

2004-2015 Precedent



Shafts

**105028001**

COUNTER SHAFT, ED65

2015-Current Precedent

2014-Current Carryall 300/500/550/700, Transporter, Café Express

**105027701**

INPUT SHAFT, ED65

2015-Current Precedent

2014-Current Carryall 300/500/550/700, Transporter, Café Express

**101906901**

INTERMEDIATE SHAFT ASSEMBLY

2004-Current Precedent

2014-Current Carryall 300/500/510/550/700/710, Transporter

**105026601**

SELECT SHAFT COMPL., ED65

2015-Current Precedent

2014-Current Carryall 300/500/550/700, Transporter, Café Express





101890201

SHAFT - CHANGE

2004-2012 Precedent



102886301

SHAFT, TRANSAXLE, ELEC, SHORT

2004-Current Precedent

2014-Current Carryall 300/500/510/550/70/710, Transporter



102898601

SHAFT, MAIN

2010-2015 Precedent



102886501

SHAFT, TRANSAXLE, ELEC, LONG

2004-Current Precedent

2014-Current Carryall 300/500/510/550/700/710, Transporter



102453001

SHAFT, TRANS, W/CIRCLIP

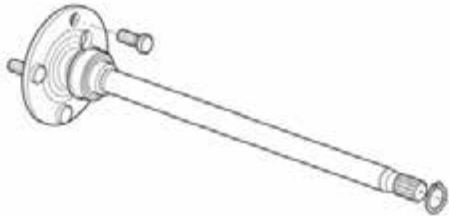
2004-2012 Precedent



103582801

ASSEMBLY, E TRANS SHAFT/BEARING

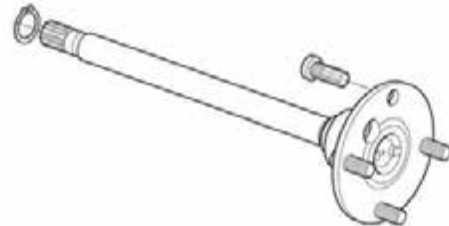
2014-Current Carryall 300/500/550/700, Transporter



102902201

SHAFT, LONG, COMPLETE

2010-2015 Precedent



102902101

SHAFT, SHORT, COMPLETE

2010-2015 Precedent



Synchronizer & Parts

**102897201**SYNCHRONIZER, COMPLETE, 62
2010-2015 Precedent**101981001**RING, 16 DEGREE SYNCHRONIZER
2004-2012 Precedent**1012741**SYNCHRONIZER SPRING
2004-2012 Precedent**1012740**SYNCHRONIZER INSERT
2004-2012 Precedent

Transaxles & Parts

**103879702**TRANSAXLE, ED65, LSD
2015-Current Carryall 300/500/550/700, Transporter, Café Express**102771701**TRANSAXLE, ELECTRIC
2004-Current Precedent
2014-Current Carryall 300/500/550/700, Transporter



103874201
 TRANSAXLE, GAS, 11.77:1, GTG
 2012-2015 Precedent



102886601
 TUBE, TRANSAXLE, ELEC, LONG
 2004-Current Precedent
 2014-Current Carryall 300/500/510/550/700/710, Transporter



102886401
 TUBE, TRANSAXLE, ELEC, SHORT
 2004-Current Precedent
 2014-Current Carryall 300/500/510/550/700/710, Transporter




101891001
 PIPE - COMP.
 2004-2012 Precedent



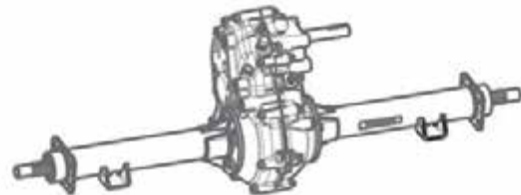
101890901
 PIPE - COMP.
 2004-2012 Precedent



105102601
 SWITCH, LIMIT, TRANSAXLE
 2015-Current Precedent
 2014-Current Carryall 300/500/550/700, Transporter, Café Express



103484801
 TRANSAXLE, ELECTRIC, HS
 2014-Current Carryall 500/550/510/710

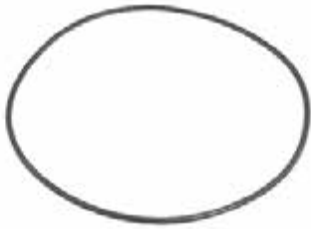


103879701
 TRANSAXLE, ED65, OPEN DIFF
 2015-Current Precedent
 2014-Current Carryall 300/500/550/700, Transporter, Café Express



Drive Train Hardware

**101893901**WASHER
2004-2012 Precedent**101892901**WASHER
2004-2012 Precedent**101893801**WASHER
2004-2012 Precedent**1016338**SPRING WASHER
2004-2012 Precedent**102898001**WASHER, BELLEVILLE
2010-2015 Precedent**105029201**SPACER 20X2, ED65
2015-Current Precedent
2014-Current Carryall 300/500/550/700, Transporter, Café Express**1016513**WASHER, M6 FLAT
2004-2012 Precedent**105029201**WASHER, ED65
2015-Current Precedent
2014-Current Carryall 300/500/550/700, Transporter, Café Express



103882001

WASHER, WAVE, TRANS SYNCHRO
2012-2015 Precedent



105025701

WASHER 6MM, ED65
2015-Current Precedent
2014-Current Carryall 300/500/550/700, Transporter, Café Express



105026401

BOLT M10-1.25X12MM LG, ED65
2015-Current Precedent
2014-Current Carryall 300/500/550/700, Transporter, Café Express



105029501

BOLT M10-1.25X26MM LG, ED65
2015-Current Precedent
2014-Current Carryall 300/500/550/700, Transporter, Café Express



105234901

BOLT, M6-1 X 12MM LG, ED65
2015-Current Precedent
2014-Current Carryall 300/500/550/700, Transporter, Café Express



101926901

SCREW, M8-1.25 X 40MM HEX HEAD
2004-2012 Precedent



101897001

SCREW, M8-1.25 X 60MM HEX HEAD
2004-Current Precedent
2014-Current Carryall 300/500/510/550/700/710, Transporter



101928301

SCREW, M8-1.25 X 35MM HEX HEAD
2004-2012 Precedent



101897401

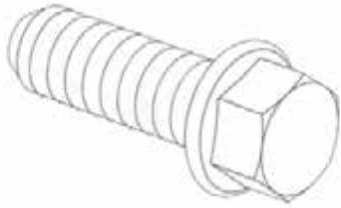
SCREW, M10-1.25 X 25MM
2015-Current Precedent
2015-Current Carryall 300/500/510/550/700/710, Transporter



102526201

STUD, THREAD, 1/4-28
2004-Current Precedent
2014-Current Carryall 300/500/550/700, Transporter Café Express



**102902801**

SCREW, M10 X 30

2010-2015 Precedent

2014-Current Carryall 300/500/510/550/700/710, Transporter

**101832101**

SPACER, POWDERED METAL

2004-2006 Precedent

**105026901**

SPACER 13X1, ED65

2015-Current Precedent

2014-Current Carryall 300/500/550/700, Transporter, Café Express

**105026201**

SPRING, ED65

2015-Current Precedent

**101836201**

SPRING, DRVN CLUTCH 290 REV

2004-2015 Precedent

**1016901**

SPRING - DRIVE CLUTCH FE-350

2014-Current Carryall 300/500/550/700, Transporter

**1014051**

SPRING, DRIVE CLUTCH

2004-Current Precedent

2014-Current Carryall 300/500/550/700, Transporter, Café Express

**1016546**

NUT

2004-2015 Precedent

**102899301**

PIN

2010-2015 Precedent

**101897601**

PIN, 11MM OD X 8.5MM ID X 10MM

2004-Current Precedent

2014-Current Carryall 300/500/510/550/700/710, Transporter





105027601

PIN6X12L, ED65

2015-Current Precedent

2014-Current Carryall 300/500/550/700, Transporter, Café Express



1012752

ROLL PIN

2004-2012 Precedent



105029701

PIN4X40L, ED65

2015-Current Precedent

2014-Current Carryall 300/500/550/700, Transporter, Café Express



101922101

PIN, 15.99MM X 88.7MM DOWEL

2004-Current Precedent

2014-Current Carryall 300/500/510/550/700/710, Transporter



101927701

PIN, .116" DIA X .264 DOWEL

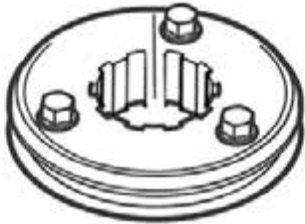
2004-2012 Precedent



101928601

PIN, COTTER

2004-2012 Precedent



105029001

PIN CLUTCH, ED65

2015-Current Precedent

2014-Current Carryall 300/500/550/700, Transporter, Café Express



105234801

PLATE, ED65 SPLASH

2015-Current Precedent

2014-Current Carryall 300/500/550/700, Transporter, Café Express



Drive Train General



101891301

ARM PIVOT

2004-2012 Precedent



101834801

ARM, GOVERNOR

2004-2015 Precedent



1012711

BREATHER

2004-2012 Precedent



101897201

BREATHER

2004-2012 Precedent

2014-Current Carryall 300/500/510/550/700/710, Transporter



1014207

BUSHING W/25 MM I.D.

2004-2012 Precedent



102274101

CENTER CAP, RUBBER

2015-Current Precedent

2014-Current Carryall 300/500/550/700, Transporter, Café Express



1016672

RETAINING RING

2004-2012 Precedent



105025901

RETAINING RING E5, ED65

2015-Current Precedent

2014-Current Carryall 300/500/550/700, Transporter, Café Express





102899401

RING, SNAP

2010-2015 Precedent



101927301

SNAP RING

2004-2012 Precedent



105026801

SNAP RING 13MM, ED65

2015-Current Precedent

2014-Current Carryall 300/500/550/700, Transporter, Café Express



105030601

SNAP RING 52MM, ED65

2015-Current Precedent

2014-Current Carryall 300/500/550/700, Transporter, Café Express



1013792

CIRCLIP TYPE C

2004-2012 Precedent



105028901

CENTER SHAFT, ED65

2015-Current Precedent

2014-Current Carryall 300/500/550/700, Transporter, Café Express



105028701

COLLAR 24X12, ED65

2014-Current Carryall 300/500/550/700, Transporter, Café Express



101927901

SLEEVE, SYNCHRO

2004-2012 Precedent



1016337

THRUST WASHER

2004-2012 Precedent



1016532

GEAR SPUR

2004-2006 Precedent



**101889401**

GUIDE

2004-2012 Precedent

**101893201**

KEY SUNK

2004-2012 Precedent

**105028301**

PIPE KNOCK, ED65

2015-Current Precedent

2014-Current Carryall 300/500/550/700, Transporter, Café Express

**105030901**

SHIFT SHAFT COMPL., ED65

2015-Current Precedent

2014-Current Carryall 300/500/550/700, Transporter, Café Express

**101820201**

SHIELD, GOVERNOR

2004-2015 Precedent

**101892001**

ROD - SHIFT

2004-2012 Precedent

**1012747**

SHIFTER BALL

2004-2012 Precedent

**101891601**

SLEEVE - GOVERNOR

2004-2012 Precedent

**105026101**

STEEL BALL, ED65

2015-Current Precedent

2014-Current Carryall 300/500/550/700, Transporter, Café Express

**105063501**

OIL DRAIN PLUG, MAGNETIC, ED65

2014-Current Carryall 300/500/550/700, Transporter, Café Express





102900101
PLUG, MAGNETIC
 2010-2015 Precedent



101972201
PLUG, M14-1.5 X 12MM HEX
 2004-Current Precedent
 2014-Current Carryall 300/500/510/550/700/710, Transporter



102899901
GROMMET
 2010-2015 Precedent



102899701
GROMMET
 2010-2015 Precedent



102900901
GROMMET
 2010-2015 Precedent

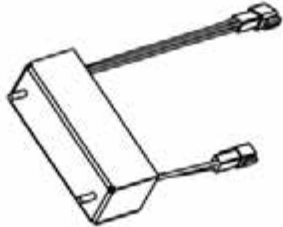


102897301
FORK, COMPLETE
 2010-2015 Precedent





Converters & Jumpers



103700301

CONVERTER, DC/DC, ISOLTD

2014-Current Carryall 300/500/550/700, Transporter



103700302

CONVERTER, DC/DC, ISOLTD, PRECEDENT

2015-Current Precedent



103804901

CONVERTER, 25A, ISOLATED, CE

2014-Current Carryall 300/500/510/550/700/710, Transporter



105146901

JUMPER, DC CONV, DT/MP480S, IN

2014-Current Carryall 300/500/510/550/700/710, Transporter



ELECTRICAL

**105147001**

JUMPER, DC CONV, DT/MP480S, OUT

2015-Current Precedent

2014-Current Carryall 300/500/510/550/700/710, Transporter

**105179801**

WIRE JUMPER, FAN

2015-Current Precedent

2014-Current Carryall 500/510/550/700/710

**105197501**

JUMPER, MAINT SW, CARRYALL 700

2014-Current Carryall 700/900, Transporter



Fuses, Diodes & Relays

**1012295**

10 AMP FUSE

2004-2015 Precedent

2014-Current Carryall 300/500/510/550/700/710, Transporter, Café Express

**1014789**

DIODE, GENERAL PURPOSE, 3.0A

2015-Current Precedent

2014-Current Carryall 300/500/550/700, Transporter, Café Express

**1014948**

ASM, DIODE

2014-Current Carryall 300/500/510/550/700/710, Transporter

**1015741**

FUSE BLOCK

2014-Current Carryall 300/500/510/550/700/710, Transporter, Café Express



**1016363**

FUZE BLOCK COVER

2014-Current Carryall 300/500/550

**1016423**

FUZE - 20 AMP

2014-Current Carryall 300/500/510/550/700/710, Transporter

**102199001**

RELAY, 12V POWER

2015-Current Precedent

2014-Current Carryall 300/500/510/550/700/710, Transporter, Café Express

**102492301**

FUZE, ATC/ATO, 30A

2014-Current Precedent

2014-Current Carryall 300/500/510/550/700/710, Transporter

**102538601**

15 AMP FUZE

2004-Current Precedent

2014-Current Carryall 300/500/510/550/700/710, Transporter

**102576801**

DIODE ASM, PRECEDENT

2004-2007 Precedent

**102590001**


DIODE ASM

2004-2010 Precedent

**103414901**

KIT, RELAY, 48V 30A W/INSTR

2004-Current Precedent

**103924801**

FUZE, BUSSMAN, ABC2

2012-Current Precedent

2014-Current Carryall 300/500/550/700, Transporter, Café Express

**105037201**

DIODE, CHARGING

2014-Current Carryall 300/500/550/700, Transporter



ELECTRICAL

**105112401**

RELAY, SPDT NC, 48V 30A, PMT

2014-Current Carryall 300/500/510/550/700/710, Transporter

**105114805**

FUZE, MINI, ATM, 7.5 AMP

2014-Current Carryall 300/500/510/550/700/710, Transporter

**105114806**

FUZE, MINI, ATM, 10 AMP

2014-Current Carryall 300/500/510/550/700/710, Transporter, Café Express

**105114807**

FUZE, MINI, ATM, 15 AMP

2014-Current Carryall 300/500/510/550/700/710, Transporter



Harnesses

**102510001**

IP CONTROL HARNESS, ELECTRIC

2004-2014 Precedent

**102510101**

MOTOR SUB-HARNESS

2004-2008 Precedent

**102515001**

IP CONTROL HARNESS, GAS

2004-Current Precedent

**102517601**

SUBASM, HORN BUTTON HARNESS

2015-Current Precedent

2014-Current Carryall 300/500/550/700, Transporter, Café Express



**102550301**

SUB HARNESS CHARGER, PRECEDENT

2004-2008 Precedent

**102585801**

PRECEDENT ELECTRIC HARNESS FOR 1510A

2004-2008 Precedent

**102586201**

MAIN HARNESS, GAS

2004-2009 Precedent

**102845401**

HARNESS, POWER, IQ PLUS

2014-Current Carryall 500/550

**103218601**

HARNESS, DIAGNOSTIC PORT

2014-Current Carryall 300/500/510/550/700/710, Transporter

**103374901**

WIRE HARNESS, PRECEDENT/RESTYLE

2008-2011 Precedent

**103375701**

ASM, HARNESS, MOTOR

2008-2009 Precedent

**103375702**

ASM, HARNESS, MOTOR 1/4

2009-Current Precedent

**103403501**

HARNESS, MAIN, EXCEL

2008-2011 Precedent

**103421801**

ASM HARNESS CHARGER, PRECEDENT

2008-2014 Precedent



ELECTRICAL

**103486801**

KIT, NEW BUCKET HARNESS, PRECEDENT

2004-Current Precedent

**103496901**

HARNESS, PRECEDENT IQ, MAIN

2009-2010 Precedent

**103514801**

HARNESS, PRECEDENT EXCEL, MAIN

2009-2010 Precedent

**103536501**

HARNESS, PRECEDENT GAS, MAIN

2009-2015 Precedent

**105008301**

HARNESS, DASH, PRECEDENT, SUB

2015-Current Precedent

**105007701**

HARNESS, MAIN CA500 PS

2014-Current Carryall 500/550, Café Express

**105008101**

HARNESS, ECU, ENGINE

2015-Current Precedent

2014-Current Carryall 300/500/550/700, Transporter, Café Express

**105007801**

HARNESS, MAIN, CA700, PS

2014-Current Carryall 700, Transporter

**105049601**

ASM, HARNESS, CA500, ELECTIRC

2014-Current Carryall 500/550

**105007901**

HARNESS, MAIN, CA700, KS

2014-Current Carryall 700, Transporter

**105076901**

ASM, HARNESS, CA700, ELECTRIC

2014-Current Carryall 500/550/700, Transporter

**105008001**

HARNESS, MAIN, CA500, KS

2014-Current Carryall 500/550

**105077201**

ASM, HARNESS, CA300, ELECTRIC

2014-Current Carryall 300/500/550



**105082101**

HARNESS, IP, ELECTRIC, UTIL

2014-Current Carryall 300/500/550/700, Transporter

**105093301**

HARNESS, CONNECTOR, FNR, CA

2014-Current Carryall 300/500/550/700, Transporter, Café Express

**105095101**

HARNESS, IP, GAS, CA

2014-Current Carryall 300/500/550/700, Transporter, Café Express

**105107501**

ASM, HARNESS, CA710LSV, DOM

2014-Current Carryall 500/510/550/710

**105107801**

ASM, HARNESS, CA510LSV, HOMOL

2014-Current Carryall 510/710, LSV

**105108101**

ASM, HARNESS, CA710LSV, HOMOL

2014-Current Carryall 510/710, LSV

**105108801**

HARNESS, HEATER, CAB, UTIL

2014-Current Carryall 300/500/510/550/700/710, Transporter

**105142301**

HARNESS, MAIN, CA300, KS

2014-Current Carryall 300

**105007501**

HARNESS, MAIN, PRECEDENT, SUB

2015-Current Precedent

**103991501**

HARNESS, IP, PRECEDENT, DQ

2014-Current Precedent

**105007601**

HARNESS, MAIN, CA300, PS

2015-Current Precedent

2014-Current Carryall 300/500/550

**104023201**

HARNESS, MAIN, PRECEDENT, EXCEL, DQ

2014-Current Precedent

**105070401**

HARNESS, RECEIPT, CHARGE, UTIL

2014-Current Carryall 300/500/550



**105180501**

WIRE HARNESS SW TO PUMP

2014-Current Carryall 300/500/510/550/700/710

**105180601**

WIRE HARNESS FB TO SW

2014-Current Carryall 500/550

**105181001**

WIRE HARNESS FRONT WL

2014-Current Carryall 300/500/510/550/700/710

**105181401**

WIRE HARNESS REAR WL

2014-Current Carryall 300/500/510/550/700/710

**105181601**

WIRE HARNESS SW TO BEAC

2014-Current Carryall 500/550/700

**105183701**

HARNESS, WIPER

2014-Current Carryall 300/500/510/550/700/710

**105197602**

ASM, JUMPER, BEDLIFT, CA700

2014-Current Carryall 700

**105204401**

WIRE HARNESS ASM, PM STROBE

2014-Current Carryall 500/550/700, Transporter

**105243501**

HARNESS, ACC LOCKOUT, CA300E

2014-Current Carryall 300

**105255301**

HARNESS, PWR, CA510, HOMOL

2014-Current Carryall 510/710

**105255401**

HARNESS, PWR, CA710, HOMOL

2014-Current Carryall 510/710

**105257901**

HARNESS, LSV, HOMOL, IP

2014-Current Carryall 510/710



Regulators

**102711201**

ASM, VOLTAGE REGULATOR

2014-Current Carryall 300/500/550/700, Transporter, Café Express

**102803301**

ASM, VOLTAGE REGULATOR, PRECEDENT

2004-Current Precedent



Rockers

**105181501**

ROCKER REAR WL

2014-Current Carryall 300/500/510/550/700/710, Transporter

**105183501**

ROCKER, FAN

2014-Current Carryall 300/500/510/550/700/710

**105183601**

ROCKER FRONT WL

2014-Current Carryall 300/500/510/550/700/710, Transporter

**105183801**

ROCKER BEACON

2014-Current Carryall 300/500/510/550/700/710



Solenoids



101908701

SOLENOID, 48V W/CONTACT STUD H
2004-2013 Precedent



102774701

SOLENOID, 48V, ITH-150
2014-Current Carryall 500/510/550/700/710, Transporter



102865901

SOLENOID 48V SLOT MT NO DIODE
2014-Current Precedent
2014-Current Carryall 300/500/550



Switches



1011439

MICRO SWITCH, #730
2014-Current Carryall 300/500/510/550/700/710, Transporter, Café Express



1014807

SWITCH, LIMIT
2004-Current Precedent
2014-Current Carryall 300/500/550/700, Transporter, Café Express





101856001

SWITCH, ROCKER-DOUBLE POLE

2008-Current Precedent

2014-Current Carryall 500/510/550/710



101908401

BOOT, SWITCH

2004-Current Precedent

2014-Current Carryall 300/500/510/550/700/710, Transporter, Café Express



102511101

SWITCH, TOW

2004-Current Precedent



103198401

SWITCH, TOGGLE, SPDT

2015-Current Precedent

2014-Current Carryall 300/500/550/700, Transporter, Café Express



105113101

SWITCH, HIGH BEAM, LSV, HOMOL

2014-Current Carryall 510/710, LSV



105146701

SWITCH, HAZARD, 12VDC

2014-Current Carryall 510/710, LSV



Wire Assembly



1015737

WIRE ASM, #10 RED

2014-Current Carryall 300/500/550/700, Transporter, Café Express



101837301

WIRE ASM, #6 GREEN

2004-2015 Precedent





101903001

WIRE ASM #6 YELLOW
2014-Current Carryall 300/500/550



101909301

LEAD WIRE ASM
2004-2009 Precedent



101968701

WIRE ASM, #6 WHITE
2014-Current Carryall 300/500/550



101978001

WIRE ASM, #6 GREEN
2014-Current Carryall 300/500/550



102002801

WIRE ASM, #4 BLACK
2014-Current Carryall 500/550, Transporter



102002804

WIRE ASM, #4 BLACK, 81 IN
2015-Current Carryall 900, Transporter



102002901

WIRE ASM, #4 BLACK
2014-Current Carryall 500/550/700, Transporter



102199601

WIRE ASM, #6 RED, 37.7
2014-Current Carryall 300/500/550



102509801

CABLE - EV REAR JUMPER
2004-2008 Precedent



102764001

WIRE ASM, #4 BLACK
2015-Current CA500/550 CA700



**102846402**

ASM #4 RED WIRE

2014-Current Carryall 500/550

**102863801**

WIRE ASM, #4 YELLOW, 12.5"

2014-Current Carryall 500/550

**103375402**

ASM, EV BATTERY POSITIVE SHORT

2014-Current Precedent

**103529003**

WIRE, ASM #2 BLK, 54 INCH

2014-Current Carryall 510/710, LSV

**105135901**

WIRE, BATTERY, B-, GAS

2014-Current Carryall 300/500/550/700, Transporter, Café Express

**105136001**

WIRE, BATTERY, B+, GAS

2014-Current Carryall 300/500/550/700, Transporter, Café Express

**105143301**

WIRE, TANK GND

2014-Current Carryall 300/500/550/700, Transporter, Café Express

**105256701**

WIRE ASM, 4GA, BATTERY B-, GAS

2014-Current Carryall 300/500/550/700/900, Transporter, Café Express

**105256801**

WIRE ASM, 4GA, BATTERY B+, GAS

2014-Current Carryall 300/500/550/700, Transporter, Café Express



Electrical - General



AM1208501
THE CART KEY 36/48V
2004-Current Precedent



AM1208601
THE CART KEY 12V
2004-Current Precedent



1014947
RESISTOR ASM
2008-Current Precedent
2014-Current Carryall 300/500/550



1016356
TERMINAL BLOCK W/INSULATOR
2015-Current Precedent
2014-Current Carryall 300/500/510/550/700/710, Transporter



1016851
BUZZER, 9-48VDC, REVERSE
2004-Current Precedent
2014-Current Carryall 300/500/510/550/700/710, Transporter, Café Express



101824101
TIE WRAP - 5 1/2" BLACK
2014-Current Carryall 300/500/550/700/900, Transporter



102269701
THERMAL PAD
2014-Current Carryall 300/500/550/700, Transporter



102510802
PLATE - HEAT SINK MNTG SOLND
2004-2008 Precedent



**102522701**

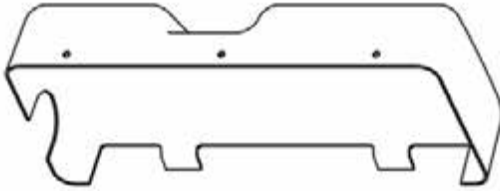
ASM, PRE-CHARGE RESISTOR

2004-2008 Precedent

**102742501**

FLASHER, 12V, FIXED LOAD

2014-Current Carryall 510/710

**102772402**

COVER, COMPONENT, ELECTRIC, FRONT

2014-Current Carryall 500/550/700, Transporter

**103316901**

COVER ASM - CONTROLLER

2014-Current Carryall 300/500/550

**103449601**

BEAD, FERRITE, FAIR-RITE

2009-Current Precedent

**103498501**

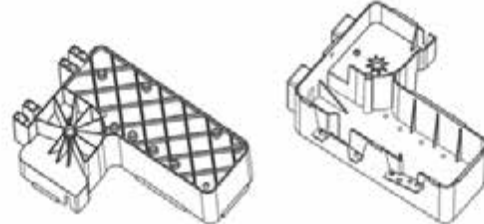
WATERSHED, CONTROLLER, ANGLE

2008-2008 Precedent

**103702603**

OBC, PRECEDENT 8V/12V, A2, #6

2010-2012 Precedent

**105000301**

BOX, COMPONENT, ELECTRICAL

2014-Current Carryall 500/550/700/900, Transporter, Café Express

**105005001**

COMPONENT MOUNTING PLATE

2014-Current Precedent

**105195501**

CAP, QUICK CONN TAB, 1/4 INCH

2014-Current Carryall 300/500/510/550/700/710/900, Transporter



ELECTRICAL



105295301

ASM, CAPACITOR, 0.47UF
2014-Current Carryall 300/500/510/550/700/710



Electronics



102198001

ACCESSORY RECEPTACLE
2014-Current Carryall 300/500/510/550/700/710, Transporter



102553102

KIT, DC/DC CONV, PRECEDENT - ELECTRIC
2004-Current Precedent



103867101

KIT, VENTILATION
2004-Current Precedent



103380002

KIT, VOLTAGE LIMITER
2004-Current Precedent



AM1245801

MINI WEATHERPROOF STEREO KIT
2004-Current Precedent





ENGINE & PARTS

Engine

**103882801**

ENGINE, GAS, SUBARU, EX40 EFI

2015-Current Precedent

2014-Current Carryall 300/500/550/700, Transporter, Café Express



Balancers

**105013101**

BALANCER SHAFT EX40

2015-Current Precedent

2014-Current Carryall 300/500/550/700, Transporter, Café Express

**1017453**

FE400 COUNTER BALANCE WEIGHT

2005-2015 Precedent

**1016470**

SHAFT, GUIDE, COUNTER-BALANCE

2004-2015 Precedent

**1016469**

WEIGHT, COUNTER - BALANCE

2004-2006 Precedent



Bearings

**105030301**

BALL BEARING (6205DD), ED65

2015-Current Precedent

2014-Current Carryall 300/500/550/700, Transporter, Café Express

**1017510**

BEARING - PLAIN

2005-2015 Precedent

2014-Current Carryall





1016580
BEARING, PLANE OHV
2004-2006 Precedent



1017487
BEARING, BALL
2005-2015 Precedent



105010501
BEARING, CRANKSHAFT EX40
2015-Current Precedent
2014-Current Carryall 300/500/550/700, Transporter, Café Express



1016565
BEARING-BALL, 6306JRCM
2004-2006 Precedent



Bolts



1016507
BOLT
2004-2015 Precedent



1017512
BOLT
2005-2015 Precedent



1016509
BOLT
2004-2006 Precedent



1017448
BOLT - FLANGED
2004-2015 Precedent



**1017456**

BOLT - FLANGED SMALL

2004-2015 Precedent

**1017513**

BOLT SWITCH BRACKET

2005-2015 Precedent

**1016583**

BOLT, 6X35

2004-2015 Precedent

**105017001**

BOLT, BAFFLE, M8X1.25X12 EX40

2015-Current Precedent

2014-Current Carryall 300/500/550/700, Transporter, Café Express

**105011801**

BOLT, CASE CVR M8X1.25X38 EX40

2015-Current Precedent

2014-Current Carryall 300/500/550/700, Transporter, Café Express

**105011701**

BOLT, FILLTUBE M8X1.25X12 EX40

2015-Current Precedent

2014-Current Carryall 300/500/550/700, Transporter, Café Express

**105012601**

BOLT, FLANGE M6X1.0X12 EX40

2015-Current Precedent

2014-Current Carryall 300/500/550/700, Transporter, Café Express

**105016001**

BOLT, FLANGE M6X1.0X8 EX40

2015-Current Precedent

2014-Current Carryall 300/500/550/700, Transporter, Café Express

**1016456**

BOLT, FLANGED

2004-Current Precedent

**1016458**

BOLT, FLANGED

2004-Current Precedent





1016455

BOLT, FLANGED

2004-2015 Precedent



1016457

BOLT, FLANGED

2004-2015 Precedent



105012101

BOLT, HEAD M10X1.25X75 EX40

2015-Current Precedent

2014-Current Carryall 300/500/550/700, Transporter Café Express



105012201

BOLT, HEAD M8X1.25X35 EX40

2015-Current Precedent

2014-Current Carryall 300/500/550/700, Transporter Café Express



105018201

BOLT, OIL SENSR M6X1.0X14 EX40

2015-Current Precedent

2014-Current Carryall 300/500/550/700, Transporter Café Express



105013301

BOLT, ROD M8X1.25X40 EX40

2015-Current Precedent

2014-Current Carryall 300/500/550/700, Transporter Café Express



105018401

BOLT, TAP, OIL WIRE CLAMP EX40

2015-Current Precedent

2014-Current Carryall 300/500/550/700, Transporter Café Express



1016545

NUT

2004-Current Precedent



105012801

NUT, CRANKSHAFT M18X1.5 EX40

2015-Current Precedent

2014-Current Carryall 300/500/550/700, Transporter Café Express



1016547

NUT, FLANGED, M6 X 1.00

2004-Current Precedent



ENGINE & PARTS

**1016505**

NUT, HEX, FINE

2004-2006 Precedent

**1016542**

SCREW

2004-2015 Precedent

**1016544**

SCREW

2004-2015 Precedent

**1017221**

SCREW, M6-1.00 STUD

2004-2006 Precedent

**1017514**

SCREW, M8-1.25 X 45MM HEX

2005-2015 Precedent

**1016497**

SCREW, PAN WP CROSS

2004-2009 Precedent

**105015901**

NUT, ADJUST, VALVE EX40

2015-Current Precedent

2014-Current Carryall 300/500/550/700, Transporter, Café Express

**105017501**

ASM, BOLT-WASHER, COIL EX40

2015-Current Precedent

2014-Current Carryall 300/500/550/700, Transporter, Café Express



Brackets



105044901

ASM, BRACKET, CARB CANISTER / ECU

2014-Current Carryall 300/500/550/700, Transporter, Café Express



1016443

BRACKET

2004-2006 Precedent



Cams



105014201

ASM, CAM-CHAIN SPROCKET EX40

2015-Current Precedent

2014-Current Carryall 300/500/550/700, Transporter, Café Express



105014301

ASM, SHAFT, CAM O-RING EX40

2015-Current Precedent

2014-Current Carryall 300/500/550/700, Transporter, Café Express



103616401

CAMSHAFT COMPLETE

2009-2015 Precedent



101915401

CAMSHAFT COMPLETE - FE290

2004-2006 Precedent



ENGINE & PARTS

**102431001**

CAMSHAFT, FE350 WO/ACR 44T

2005-2009 Precedent

**105015001**

CHAIN, TIMING EX40

2015-Current Precedent

2014-Current Carryall 300/500/550/700, Transporter, Café Express

**105015401**

GUIDE, CHAIN EX40

2015-Current Precedent

2014-Current Carryall 300/500/550/700, Transporter, Café Express

**105014401**

O-RING, SHAFT, CAM EX40

2015-Current Precedent

2014-Current Carryall 300/500/550/700, Transporter, Café Express

**1016453**

TAPPET

2004-2015 Precedent

**105015101**

TENSIONER, CHAIN EX40

2015-Current Precedent

2014-Current Carryall 300/500/550/700, Transporter, Café Express



Cases

**105011201**

ASM, COVER, CRANKCASE EX40

2015-Current Precedent

2014-Current Carryall 300/500/550/700, Transporter, Café Express

**102753401**

CASE, ROCKER, FE

2004-2015 Precedent





1016520

COVER - CRANKCASE

2004-2006 Precedent



1017460

COVER - PUMP

2005-2015 Precedent



1017472

COVER CRANKCASE

2005-2015 Precedent



103995901

COVER, FAN, EX40

2015-Current Precedent

2014-Current Carryall 300/500/550/700, Transporter, Café Express



1016484

COVER, PUMP

2004-2006 Precedent



105012301

COVER, ROCKER EX40

2015-Current Precedent

2014-Current Carryall 300/500/550/700, Transporter, Café Express



101916001

CRANKCASE COMPLETE, FE350 CW

2005-2009 Precedent



105010001

CRANKCASE EX40

2015-Current Precedent

2014-Current Carryall 300/500/550/700, Transporter, Café Express



103615801

CRANKCASE, FE350 S26 S27

2009-2015 Precedent



105016701

HOUSING, BLOWER EX40

2015-Current Precedent


2014-Current Carryall 300/500/550/700, Transporter, Café Express



**101915601**HOUSING, FE290 FAN
2004-2006 Precedent**1017455**PLATE
2004-2015 Precedent**1016474**PLATE
2004-2015 Precedent**1016473**PLATE - OIL - PUMP
2004-2015 Precedent**1017475**SHROUD - ENGINE
2005-2015 Precedent**1017474**SHROUD ENGINE
2005-2015 Precedent**1017476**SHROUD ENGINE
2005-2015 Precedent**1016525**SHROUD, ENGINE, FE290D
2004-2006 Precedent**1016524**SHROUD, ENGINE, FE290D
2004-2006 Precedent**1015649**SHROUD, FAN
2004-2015 Precedent

Coils



105017601
 ASM, WIRE, COIL CONTROL EX40
 2015-Current Precedent
 2014-Current Carryall 300/500/550/700, Transporter, Café Express 



101909201
 COIL, IGNITION
 2004-2009 Precedent 



103616501
 IGNITION, COIL ASM
 2009-2015 Precedent 



105017701
 CLAMP, COIL CONTROL WIRE EX40
 2014-Current Carryall 300/500/550/700, Transporter, Café Express 



103616701
 IGNITION, WIRE LEAD
 2009-2015 Precedent 



1016578
 IGNITION, GROMMET
 2004-2015 Precedent 



1016562
 KEY
 2004-2015 Precedent 

Collets

**1016450**

COLLET

2004-2015 Precedent

**105014901**

COLLET, VALVE EX40

2015-Current Precedent

2014-Current Carryall 300/500/550/700, Transporter, Café Express



Crankshafts, Fans & Flywheels

**105012701**

CRANKSHAFT EX40

2015-Current Precedent

2014-Current Carryall 300/500/550/700, Transporter, Café Express

**102430901**

CRANKSHAFT FE350 LH TRD (22T)

2005-2015 Precedent

**101922301**

CRANKSHAFT, FE290 LH THREAD

2004-2006 Precedent

**101916201**

FLYWHEEL COMPLETE, FE350

2005-2009 Precedent



**105017301****FLYWHEEL EX40**

2015-Current Precedent

2014-Current Carryall 300/500/550/700, Transporter, Café Express

**105013001****WOODRUFF KEY, CRANKSHAFT EX40**

2014-Current Carryall 300/500/550/700, Transporter, Café Express

**105017101****FAN, COOLING EX40**

2015-Current Precedent

2014-Current Carryall 300/500/550/700, Transporter, Café Express

**101915801****FAN, FE290 CW**

2004-2006 Precedent

**101929301****FLYWHEEL, COMPLETE**

2004-2006 Precedent



Gaskets

**1017442**

GASKET

2005-2015 Precedent

**1017443**

GASKET - CRANKCASE COVER

2005-2009 Precedent

**1017434**

GASKET - HEAD

2005-2015 Precedent

**102304701**

GASKET KIT, FE290

2004-2006 Precedent

**102304801**

GASKET KIT, FE350

2005-2009 Precedent

**1016438**

GASKET, CARB TO INTAKE MANIFOL

2004-2015 Precedent

**1016446**

GASKET, CRANKCASE COVER

2004-2006 Precedent

**103615901**

GASKET, CRANKCASE COVER

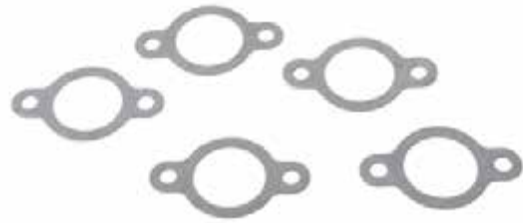
2009-2015 Precedent





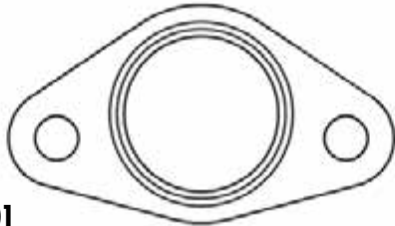
1016432

GASKET, DRAIN PLUG
2004-2015 Precedent



1016440

GASKET, ENGINE TO INSULATOR
2004-2015 Precedent



103993601

GASKET, EXHAUST, EX40
2015-Current Precedent
2014-Current Carryall 500/550/700, Transporter, Café Express



1016430

GASKET, FE290 HEAD
2004-2006 Precedent



105012001

GASKET, HEAD EX40
2015-Current Precedent
2014-Current Carryall 300/500/550/700, Transporter, Café Express



1016435

GASKET, OIL PUMP
2004-2006 Precedent



1016436

GASKET, ROCKER CASE
2004-2015 Precedent



105012401

GASKET, ROCKER COVER EX40
2015-Current Precedent
2014-Current Carryall 300/500/550/700, Transporter, Café Express



1016441

GASKET, SPRING BRACKET TO CARBURETOR OHV
2004-2015 Precedent



Heads

**105011901**

ASM, CYLINDER HEAD EX40

2015-Current Precedent

2014-Current Carryall 300/500/550/700, Transporter, Café Express

**103615601**

CYLINDER HEAD, FE350 S26, S27

2009-2015 Precedent

**1017435**

FE350 CYLINDER HEAD ASM

2005-2009 Precedent

**1016431**

HEAD ASM, FE290 CYLINDER

2004-2006 Precedent



Intakes

**105075301**

AIR DEFLECTOR, FLASH

2015-Current Precedent

2014-Current Carryall 300/500/550/700, Transporter, Café Express

**105084801**

KIT, AIR DEFLECTOR, ENGINE

2015-Current Precedent

2014-Current Carryall 300/500/550/700, Transporter, Café Express



Limiters



1016579
BAND, RPM LIMITER MOUNT
2004-2009 Precedent



101909401
LIMITER, RPM
2004-2009 Precedent



Oil



1016510
BRACKET, SWITCH, OIL LEVEL
2004-2015 Precedent



105018301
CLAMP, OIL SENSOR WIRE EX40
2015-Current Precedent
2014-Current Carryall 300/500/550/700, Transporter, Café Express



1016531
DIPSTICK
2004-2015 Precedent



105011601
DIPSTICK EX40
2015-Current Precedent
2014-Current Carryall 300/500/550/700, Transporter, Café Express



**105027201**

OIL DRAIN PLUG, ED65

2015-Current Precedent

2014-Current Carryall 300/500/550/700, Transporter, Café Express

**1016536**

OIL FILLER TUBE, FE290D

2004-2006 Precedent

**1016521**

OIL FILTER SCREEN

2004-2015 Precedent

**1016472**

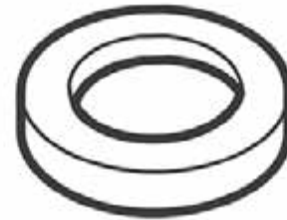
OIL FILTER SCREEN PLATE

2004-2015 Precedent

**101648203**

OIL PUMP AND ROTOR

2004-2015 Precedent

**105027001**

OIL SEAL 25X45X7, ED65

2015-Current Precedent

2014-Current Carryall 300/500/550/700, Transporter, Café Express

**1016570**

O-RING

2004-2015 Precedent

**1016539**

O-RING

2004-2015 Precedent

**1016569**

O-RING

2004-2015 Precedent

**1016538**

O-RING

2004-2015 Precedent





105011501

O-RING, OIL FILL TUBE EX40

2015-Current Precedent

2014-Current Carryall 300/500/550/700, Transporter, Café Express



1017508

PLUG

2005-2015 Precedent



1017507

PLUG

2004-2015 Precedent



1016576

PLUG, DRAIN

2004-2015 Precedent



105011301

PLUG, RUBBER, CRANKCASE EX40

2015-Current Precedent

2014-Current Carryall 300/500/550/700, Transporter, Café Express



1016429

SEAT, VALUE OIL PRESS RELIEF

2004-2015 Precedent



1016494

SENSOR, FE290 OIL LEVEL

2004-2015 Precedent



105018001

SENSOR, OIL LEVEL EX40

2015-Current Precedent

2014-Current Carryall 300/500/550/700, Transporter, Café Express



105011401

TUBE, OIL FILL EX40

2015-Current Precedent

2014-Current Carryall 300/500/550/700, Transporter, Café Express



1017486

TUBE, OIL FILLER

2005-2015 Precedent



Pins

**105010701**

GUIDE PIN, CRANKCASE EX40

2015-Current Precedent

2014-Current Carryall 300/500/550/700, Transporter, Café Express

**105012501**

GUIDE PIN, HEAD EX40

2015-Current Precedent

2014-Current Carryall 300/500/550/700, Transporter, Café Express

**1016563**

PIN

2004-2015 Precedent

**1016564**

PIN

2004-2015 Precedent

**1016460**

PIN - PISTON

2004-2006 Precedent

**1017450**

PIN PISTON

2005-2015 Precedent

**105013401**

PIN, PISTON EX40

2015-Current Precedent

2014-Current Carryall 300/500/550/700, Transporter, Café Express

**105015301**

PIN, TENSIONER EX40

2015-Current Precedent

2014-Current Carryall 300/500/550/700, Transporter, Café Express



Pistons



101744901
 PISTON - ENGINE STANDARD
 2005-2015 Precedent



101744902
 PISTON, .50MM OVERSIZE ENGINE
 2005-2015 Precedent



105013601
 PISTON, 0.25 OVERSIZE EX40
 2015-Current Precedent
 2014-Current Carryall 300/500/550/700, Transporter, Café Express



105013701
 PISTON, 0.50 OVERSIZE EX40
 2015-Current Precedent
 2014-Current Carryall 300/500/550/700, Transporter, Café Express



101645902
 PISTON, ENGINE .25MM OVER
 2004-2006 Precedent



101645903
 PISTON, ENGINE .50MM OVER
 2004-2006 Precedent



101645901
 PISTON, ENGINE STANDARD OHV
 2004-2006 Precedent



105013501
 PISTON, STANDARD EX40
 2015-Current Precedent
 2014-Current Carryall 300/500/550/700, Transporter, Café Express



Plugs

**1017463**

CAP ASM PLUG

2005-2015 Precedent

**1016493**

CAP ASM, PLUG

2004-2006 Precedent



Retainers

**1016449**

RETAINER - VALVE SPRING

2004-2015 Precedent

**105010301**

RETAINER PLATE EX40

2015-Current Precedent

2014-Current Carryall 300/500/550/700, Transporter, Café Express



Rings



1016571

O-RING

2004-2015 Precedent



101745102

RING SET PISTON .50MM OVERSIZE

2005-2015 Precedent



101646102

RING-SET-PISTON .25MM OVER

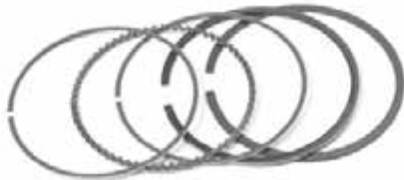
2004-2006 Precedent



101646103

RING-SET-PISTON .50MM OVER

2004-2006 Precedent



101646101

RING-SET-PISTON STD

2004-2006 Precedent



105013901

SET, RING, 0.25 OVERSIZE EX40

2015-Current Precedent

2014-Current Carryall 300/500/550/700, Transporter, Café Express



105014001

SET, RING, 0.50 OVERSIZE EX40

2015-Current Precedent

2014-Current Carryall 300/500/550/700, Transporter, Café Express



105013801

SET, RING, STANDARD EX40

2015-Current Precedent

2014-Current Carryall 300/500/550/700, Transporter, Café Express



Rockers



1017446

ARM - ROCKER

2005-2009 Precedent



1016451

ARM - ROCKER

2004-2015 Precedent



105015701

ASM, ROCKER ARM, EXHAUST EX40

2015-Current Precedent

2014-Current Carryall 300/500/550/700, Transporter, Café Express



105015601

ASM, ROCKER ARM, INTAKE EX40

2015-Current Precedent

2014-Current Carryall 300/500/550/700, Transporter, Café Express



1016452

SHAFT - ROCKER

2004-2015 Precedent



105015501

SHAFT, ROCKER EX40

2015-Current Precedent

2014-Current Carryall 300/500/550/700, Transporter, Café Express



Rods



101745702
 ASM, CONNECTING ROD 0.5MM U/S
 2005-2015 Precedent



101745701
 ASM, CONNECTING ROD STD
 2005-2015 Precedent



101647502
 ASM, CONNECTING ROD 0.5MM U/S
 2004-2006 Precedent



101647501
 ASM, CONNECTING ROD STANDARD
 2004-2006 Precedent
 2014-Current Carryall



105013201
 ASM, ROD, CONNECTING EX40
 2015-Current Precedent
 2014-Current Carryall 300/500/550/700, Transporter, Café Express



1017471
 ROD
 2005-2015 Precedent
 2014-Current Carryall 300/500/550/700, Transporter, Café Express



1016516
 ROD
 2004-2006 Precedent



Seals

**1017504**

SEAL - OIL

2005-2015 Precedent

**1017503**

SEAL - OIL

2005-2015 Precedent

**1016567**

SEAL, CRANK SHAFT

2004-2006 Precedent

**105010201**

SEAL, EXHAUST VALVE EX40

2015-Current Precedent

2014-Current Carryall 300/500/550/700, Transporter, Café Express

**1016568**

SEAL, OIL

2004-2006 Precedent

**105010401**

SEAL, OIL, CRANKSHAFT EX40

2015-Current Precedent

2014-Current Carryall 300/500/550/700, Transporter, Café Express

**1016479**

SEAT, SPRING

2004-2015 Precedent



Shims



101751801
SHIM - T= 0.3
2005-2015 Precedent



101751802
SHIM - T= 0.4
2005-2015 Precedent



101751803
SHIM - T= 0.5
2005-2015 Precedent



101773302
SHIM CRANKSHAFT FE350
2005-2015 Precedent



101773311
SHIM CRANKSHAFT FE350
2005-2015 Precedent



101773304
SHIM CRANKSHAFT FE350
2005-2015 Precedent



101773307
SHIM CRANKSHAFT FE350
2005-2015 Precedent



101773303
SHIM CRANKSHAFT FE350
2005-2015 Precedent



**101773308**SHIM CRANKSHAFT FE350
2005-2015 Precedent**101773301**SHIM CRANKSHAFT FE350
2005-2015 Precedent**101773306**SHIM CRANKSHAFT FE350
2005-2015 Precedent**101773310**SHIM CRANKSHAFT FE350
2005-2015 Precedent**101773309**SHIM CRANKSHAFT FE350
2005-2015 Precedent**101773305**SHIM CRANKSHAFT FE350
2005-2015 Precedent**101655001**SHIM, CRANKSHAFT T=1.13
2004-2006 Precedent**101655002**SHIM, CRANKSHAFT T=1.18
2004-2006 Precedent**101655003**SHIM, CRANKSHAFT T=1.23
2004-2006 Precedent**101655004**SHIM, CRANKSHAFT T=1.28
2004-2006 Precedent



101655005

SHIM, CRANKSHAFT T=1.33
2004-2006 Precedent



101655006

SHIM, CRANKSHAFT T=1.38
2004-2006 Precedent



101655007

SHIM, CRANKSHAFT T=1.43
2004-2006 Precedent



101655008

SHIM, CRANKSHAFT T=1.48
2004-2006 Precedent



101655009

SHIM, CRANKSHAFT T=1.53 OHV
2004-2006 Precedent

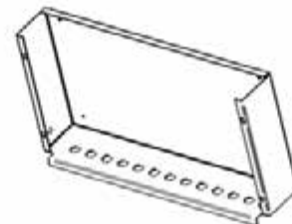


Snaps & Clips



105014101

CLIP, PISTON PIN EX40
2015-Current Precedent
2014-Current Carryall 300/500/550/700, Transporter, Café Express



105010101

CLIP, RETAINER PLATE EX40
2015-Current Precedent
2014-Current Carryall 300/500/550/700, Transporter, Café Express





1017502

RING - SNAP

2005-2015 Precedent



1016558

RING, SNAP

2004-2006 Precedent



1016560

SNAP RING

2004-2015 Precedent



Spacers



1017501

SPACER

2005-2015 Precedent



1016559

SPACER

2004-2006 Precedent



1017500

SPACER 6.50 X 12 X 5.5

2005-2009 Precedent



Springs & Retainers

**105014601**

RETAINER, SPRING EX40

2015-Current Precedent

2014-Current Carryall 300/500/550/700, Transporter, Café Express

**1016581**

SPRING

2004-2015 Precedent

**1017473**

SPRING - ENGINE VALVE

2005-2015 Precedent

**1016523**

SPRING, ENGINE VALVE

2004-2006 Precedent

**105015201**

SPRING, TENSION EX40

2015-Current Precedent

2014-Current Carryall 300/500/550/700, Transporter, Café Express

**105014501**

SPRING, VALVE EX40

2015-Current Precedent

2014-Current Carryall 300/500/550/700, Transporter, Café Express



Studs

**1016541**

STUD, 6X14

2004-2015 Precedent

**101909701**

STUD, M6-1.00 2-ENDED

2004-2006 Precedent

**1016489**

STUD, M8-1.25 2-ENDED

2004-2015 Precedent

**105010801**

STUD, MOUNTING, EXHAUST EX40

2015-Current Precedent

2014-Current Carryall 300/500/550/700, Transporter, Café Express

**105010901**

STUD, MOUNTING, INTAKE EX40

2015-Current Precedent

2014-Current Carryall 300/500/550/700, Transporter, Café Express



Valves



1016519
GUIDE, VALVE, INTAKE, EXHAUST
2004-2015 Precedent



1017454
ROD - PUSH
2005-2015 Precedent



1016471
ROD, PUSH
2004-2006 Precedent



1016483
VALVE
2004-2015 Precedent



1017445
VALVE - EXHAUST
2005-2015 Precedent



1016448
VALVE - EXHAUST
2004-2006 Precedent



1017444
VALVE - INTAKE
2005-2015 Precedent



1016447
VALVE - INTAKE
2004-2006 Precedent



ENGINE & PARTS

**105018501**

VALVE GUIDE EX40

2015-Current Precedent

2014-Current Carryall 300/500/550/700, Transporter, Café Express

**105014801**

VALVE, EXHAUST EX40

2015-Current Precedent

2014-Current Carryall 300/500/550/700, Transporter, Café Express

**105014701**

VALVE, INTAKE EX40

2015-Current Precedent

2014-Current Carryall 300/500/550/700, Transporter, Café Express



Washers

**1014058**

THRUST WASHER

2004-Current Precedent

2014-Current Carryall 300/500/550/700, Transporter, Café Express

**105012901**

WASHER, CRANKSHAFT EX40

2015-Current Precedent

2014-Current Carryall 300/500/550/700, Transporter, Café Express

**1017490**

WASHER, FLAT

2005-2015 Precedent

**1016548**

WASHER, M16 FLAT

2004-2006 Precedent





1016549

WASHER, 12.1X19X1.8
2004-2015 Precedent



Engine & Parts General



1017447

ADJUSTER, LASH
2005-2009 Precedent



105016901

BAFFLE, CRANKCASE EX40
2015-Current Precedent
2014-Current Carryall 300/500/550/700, Transporter, Café Express



1016537

BALL, STEEL, PRESS, RELIEF
2004-2015 Precedent



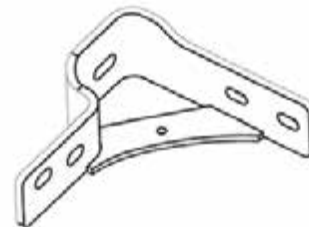
1016517

CIRCLIP - TYPE -E
2004-2015 Precedent



105018101

SENSOR, BLOCK TEMPERATURE EX40
2015-Current Precedent
2014-Current Carryall 300/500/550/700, Transporter, Café Express



105134601

WELDMENT, MTG, AXLE/EXHAUST
2015-Current Precedent
2014-Current Carryall 300/500/550/700, Transporter, Café Express



**1016535**

CONNECTOR - CORD

2004-2015 Precedent

**101890001**

FORK - SHIFT

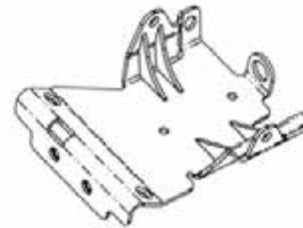
2004-2012 Precedent

**105015801**

SCREW, ADJUST, VALVE EX40

2015-Current Precedent

2014-Current Carryall 300/500/550/700, Transporter, Café Express

**105149301**

WELDMENT, S/G MOUNTING, EX40

2015-Current Precedent

2014-Current Carryall 300/500/550/700, Transporter, Café Express

**101889901**

SHAFT -T/M-INPUT

2004-2006 Precedent

**101629004**

SPARK ARRESTER, 290/350 WITH CAB

2014-Current Carryall 300/500/550/700, Transporter Café Exp

**1016588**

TUBE, 7MM X 10MM X 70MM

2004-2015 Precedent

**1016572**

TUBE, CRANKCASE VENT

2004-2015 Precedent

**1015332**

GROUND WIRE ASM #10 NON-INSUL

2004-2015 Precedent

2014-Current Carryall 300/500/550/700, Transporter, Café Express

**105017401**

COIL, IGNITION CDI EX40

2015-Current Precedent



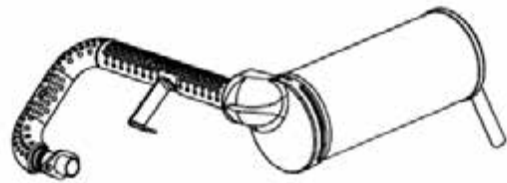


EXHAUST

Exhausts



1015814
BRACKET, MUFFLER MOUNTING
2004-2015 Precedent



102522301
EXHAUST SYSTEM
2004-2006 Precedent



102585901
EXHAUST SYSTEM, FE350, PRECEDENT
2005-2015 Precedent



105076201
EXHAUST, EX40, QUIET
2015-Current Precedent



**105214101**

EXHAUST, LOW, EX40, UTL

2016-Current Carryall 500/550/700, Transporter, Café Express



Gaskets

**1016904**

GASKET, EXHAUST, FE350 400

2005-2015 Precedent

**1015330**

GASKET, OHV EXHAUST

2004-2006 Precedent





F & R

Switches



101979101
SWITCH ASSY, SEALED LIMITER
2015-Current Precedent



1014808
SWITCH, LIMIT
2014-Current Carryall 300/500/550/700, Transporter, Café Express



101856002
SWITCH, ROCKER -SINGLE POLE
2004-2007 Precedent
2014-Current Carryall 300/500/550/700, Transporter



101922501
BRACKET, TOW SWITCH MOUNTING
2015-Current Carryall 300/500/550/700, Transporter, Café Express



**105038001**

CAM, FNR DETENT, ALTERNATE

2014-Current Carryall 300/500/550/700, Transporter, Café Express

**105074101**

CAM, NEUTRAL LOCKOUT, FLASH

2015-Current Precedent

**1014089**

NEUTRAL LOCKOUT CAM KIT

2004-2015 Precedent

**102508401**

HOUSING - F&R ELECTRIC

2004-Current Precedent

**105038101**

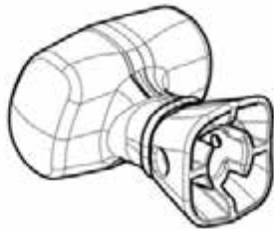
HOUSING, GAS FNR DASH SHIFT

2014-Current Carryall 300/500/550/700, Transporter, Café Express

**102514602**

ASSEMBLY GAS FNR SHIFTER SVC

2010-2015 Precedent

**105036301**

SHIFTER, SOFT, GAS, CA

2014-Current Carryall 300/500/550/700, Transporter, Café Express

**103943201**

WELDMENT, FNR GAS

2012-2015 Precedent

**105041101**

WELDMENT, SHAFT, FNR, PRECEDENT

2015-Current Precedent

**102512001**

BEZEL - F&R GAS

2004-2015 Precedent





105039901

BUSHING, GAS DASH SHIFTER

2014-Current Carryall 300/500/550/700/900 Transporter, Café Express



102510901

COVER, ELECTRONICS MODULE

2004-2008 Precedent



102196901

DUST CAP

2004-Current Precedent

2014-Current Carryall 300/500/550/700, Transporter, Café Express



105037701

FOLLOWER, FNR DETENT

2015-Current Precedent

2014-Current Carryall 300/500/550/700, Transporter, Café Express



1012987

HANDLE, FNR SWITCH

2004-Current Precedent



105134901

LEVER, TRNS SHIFT, KEYSTART

2015-Current Precedent

2014-Current Carryall 300/500/550/700, Transporter, Café Express



105040401

PIN, GROOVED, .125X.75

2015-Current Precedent

2014-Current Carryall 300/500/550/700, Transporter, Café Express



102515601

BASE - GAS F-N-R SHIFTER

2004-2015 Precedent



1013590

SPRING, FNR CAM

2004-Current Precedent



105038201


SHAFT, FNR, DASH

2014-Current Carryall 300/500/550/700, Transporter, Café Express





Filters



102558201

AIR FILTER, PRECEDENT

2004-Current Precedent
2014-Current Carryall 300/500/550/700, Transporter, Café Express



1017458

FILTER

2005-2015 Precedent



103887901

FILTER, OIL, KAWASAKI

2012-2015 Precedent



102003201

FILTER, FUEL, 30 MICRON

2004-2015 Precedent



FILTERS & IGNITIONS

**105282902**

KIT, FUEL FILTER

2015-Current Precedent

2014-Current Carryall 300/500/550/700, Transporter, Café Express

**AM1220301**

KIT, TUNE UP, PRECEDENT FE290

2015-Current Precedent

**1016502**

BRACKET - OIL FILTER MOUNT

2004-2015 Precedent



Spark Plugs

**105017901**

CAP, SPARK PLUG EX40

2015-Current Precedent

2014-Current Carryall 300/500/550/700, Transporter, Café Express

**AM10724**

NGK OHV SPARK PLUG

2004-2007 Precedent

**101881101**

SPARK PLUG O.H.V.

2004-2007 Precedent

**AM1232301**

SPARK PLUG, BPR2ES

2008-2015 Precedent





GAUGES & INDICATORS

Gauges & Indicators



103924301
 FUEL GAUGE, PRIME
 2015-Current Precedent



103348602
 GAUGE, FUEL-HOUR, SEP GND, DS
 2014-Current Carryall 300/500/550/700, Transporter, Café Express



105073601
 DISPLAY, DASH, KOSO, EC
 2014-Current Carryall 500, 510, 550, 700



102508701
 BATTERY LIGHT, PRECEDENT
 2004-2014 Precedent



**105152301**

INDICATOR, CHARGER, DASH, CAP

2015-Current Precedent

2014-Current Carryall 300, 500, 550, 700, Transporter

**105037101**

LIGHT, DASH, LED, OIL

2015-Current Precedent

2014-Current Carryall 300, 500, 550, 700, Transporter, Café Express

**1016630**

LIGHT, OIL

2004-Current Precedent

**103354401**

GAUGE, BATTERY CONDITION INDICATOR, ROUND

2014-Current Carryall 300/500/550/700, Transporter

**103200701**

INDICATOR, BATTERY CHARGE, 48V

2004-Current Precedent

**103924401**

BRACKET, FUEL GAUGE, PRIME

2015-Current Precedent

**102988501**

KIT, PRECEDENT G HOUR METER

2004-Current Precedent

**103510301**

METER, HOUR SQ

2014-Current Carryall 300, 500, 550, 700, Transporter

**101834502**

CAP, BLACK KEY SWITCH

2004-Current Precedent

2014-Current Carryall 300, 500, 510, 550, 700, 710, Transporter, Café Express

**101830701**

NUT, KEY SWITCH

2004-Current Precedent

2014-Current Carryall 300, 500, 510, 550, 700, 710, Transporter, Café Express





Bag Cover



105215701

BAG COVER, CP14 WMAX, BEIGE
2004-Current Precedent



105215702

BAG COVER, CP14 WMAX, BLACK
2004-Current Precedent



105215703

BAG COVER, CP14 WMAX, GREEN
2004-Current Precedent



103454003

BAG-COV3 PRECEDENT CHARCOAL TWEED
2004-Current Precedent

**103454004**

BAG-COV3 PRECEDENT MHLOCK TWEED
2004-Current Precedent

**103454005**

BAG-COV3 PRECEDENT LINEN TWEED
2004-Current Precedent

**103454006**

BAG-COV3 PRECEDENT WMAX BEIGE
2004-Current Precedent

**102591101**

EXTRA 2 BAG ATTACHMENT KIT
2004-Current Precedent

**1011519**

EXTRA BAG ATTACHMENT 4-PASS
2004-Current Precedent

**101712701**

EXTRA BAG ATTACHMENT
2005-Current Precedent

**103454007**

BAG-COV3 PRECEDENT WMAX BLACK
2004-Current Precedent

**102504301**

STRAP-BAG
2004-Current Precedent



Information Holders



AM10012
INFO HOLDER HINGED SET 10
2004-Current Precedent



AM10011
INFO HOLDER HINGED SINGLE
2004-Current Precedent



AM11904
INFO HOLDER-GLUE ON
2004-Current Precedent



AM11903
INFO HOLDER-GLUE ON WITH LOGO
2004-Current Precedent



101808310
KIT, DELUXE INFO HOLDER, 10 PK
2004-Current Precedent



101808311
KIT, DELUXE INFO HOLDER, SINGLE
2004-Current Precedent



SAM

**102478201**ASM, SAND BOTTLE
2015-Current Precedent**102278501**SAND BOTTLE
2004-Current Precedent**102478101**CAP, SAND BOTTLE
2015-Current Precedent**103451301**BASKET, SAND BOTTLE
2015-Current Precedent**105291702**KIT, HANDLE SAND BOTTLE, SAM, DUAL
2004-Current Precedent**105291701**KIT, HANDLE SAND BOTTLE, SAM, SINGLE
2004-Current Precedent**105291703**KIT, HANDLE SAND BOTTLE, STRT, PRECEDENT
2004-Current Precedent**103451901**KIT, SAND BOTTLE, SAM, SINGLE
2015-Current Precedent



101985201

BUCKET ASM, SAND
2015-Current Precedent



103886801

ACCESSORY BRACKET, PRECEDENT
2015-Current Precedent



AM1231201

DRAIN PLUG, CLUB CLEAN
2015-Current Precedent



103451401

LINK, DUAL BASKET
2015-Current Precedent



103451903

KIT, SAND BOTTLE, STRUT, PRECEDENT
2015-Current Precedent



103451902

KIT, SAND BOTTLE, SAM, DUAL
2015-Current Precedent



102536203

SAND BOTTLE KIT, PRECEDENT FIELD
2004-Current Precedent



102549403

SAND BOTTLE INSTALL, STRUT FIELD
2004-Current Precedent



102548703

DUAL SAND BOTTLE KIT, PRECEDENT FIELD
2004-Current Precedent



1017041

SCOOP, PLASTIC SAND
2015-Current Precedent



**101936401**

COOLER, BLACK

2015-Current Precedent

**102588101**

ASM, COOLER, CADDYMASTER

2004-Current Precedent

**102589703**

INSTALLATION, COOLER, FIELD, CADDYMASTER

2004-Current Precedent

**102538803**

BALL WASHER INSTALLATION, PRECEDENT, FIELD

2015-Current Precedent

**103662801**

WASHER, BALL, BLACK

2015-Current Precedent

**103994101**

BRACKET, PRECEDENT BALL WASHER

2015-Current Precedent



Scorecard

**1016214**

PENCIL GRIP

2004-Current Precedent

**1016154**

SCORECARD CLIP

2004-Current Precedent

2014-Current Carryall 300/500/550/700/710, Transporter, Café Express



Tow



102580701

KIT, TOW, LIGHT DUTY, PRECEDENT, CAST
2004-Current Precedent



102539201

KIT, TOWING, LIGHT DUTY
2004-Current Precedent



102539402

KIT, TOW, STANDARD, PRECEDENT, CAST
2004-Current Precedent



102539502

KIT, TOWING, DELUXE
2004-Current Precedent



101698001

TOW BAR PERMANENT 24" LEAD
2004-Current Precedent



101698702

TOW BAR, LIGHT DUTY
2004-Current Precedent



101698002

TOW BAR PERMANENT 18" HEAVY DUTY
2004-Current Precedent



102570202

KIT, TOW, BRACKET, REAR, PRECEDENT, CAST
2004-Current Precedent



Golf Fleet Accessories General



103725601

SUPPORT, GUARDIAN CANOPY MOUNT

2014-Current Precedent



102363402

INSTALL, ASHTRAY COURTESY, FIELD

2004-Current Precedent



102589001

ASSEMBLY, RAKE

2004-Current Precedent



105124101

KIT, ADAPTER, RANGE PICKER

2014-Current Carryall 300/500/550/700, Transporter





GRAPHICS

Kits - Decal - Precedent



102547511
KIT, DECAL PRECEDENT EC - JPN 40
2007-Current Precedent



102547519
KIT, DECAL, PRECEDENT EC - FRC
2013-Current Precedent




102547513
KIT, DECAL PRECEDENT EC - SPC 40
2012-Current Precedent



102547501
KIT, DECAL, PRECEDENT EC - SPA
2007-Current Precedent



GRAPHICS

102547514KIT, DECAL, PRECEDENT EC - PRB 40
2012-Current Precedent**102547507**KIT, DECAL, PRECEDENT EC - DUT 4060
2007-Current Precedent**102547506**KIT, DECAL, PRECEDENT EC - DAN
2007-Current Precedent**102547517**KIT, DECAL, PRECEDENT EC - CZE
2007-Current Precedent**102547505**KIT, DECAL, PRECEDENT EC - ITA
2007-Current Precedent**102547508**KIT, DECAL, PRECEDENT EC - FIN
2007-Current Precedent**102547512**KIT, DECAL, PRECEDENT EC - KOR
2007-Current Precedent**102547515**KIT, DECAL, PRECEDENT EC - CHI
2007-Current Precedent**102547510**KIT, DECAL, PRECEDENT EC - NOR
2007-Current Precedent**102547504**KIT, DECAL, PRECEDENT EC - POR
2007-Current Precedent**102547516**KIT, DECAL, PRECEDENT EC - POL
2007-Current Precedent**102547509**KIT, DECAL, PRECEDENT EC - SWE
2007-Current Precedent**Kits - Decal - Carryall****105162213**KIT, DECAL, CARRYALL/TRANS, E -EM
2014-Current Carryall 300/500/550/700, Transporter**105162201**KIT, DECAL, CARRYALL/TRANS, E -ES
2014-Current Carryall 300/500/550/700, Transporter



105162219

KIT, DECAL, CARRYALL/TRANS, E - FC

2014-Current Carryall 300/500/550/700, Transporter



105162209

KIT, DECAL, CARRYALL/TRANS, E - SV

2014-Current Carryall 300/500/550/700, Transporter



105162207

KIT, DECAL, CARRYALL/TRANS, E - NL

2014-Current Carryall 300/500/550/700, Transporter



105162203

KIT, DECAL, CARRYALL/TRANS, E - DE

2014-Current Carryall 300/500/550/700, Transporter



105162205

KIT, DECAL, CARRYALL/TRANS, E - IT

2014-Current Carryall 300/500/550/700, Transporter



105162202

KIT, DECAL, CARRYALL/TRANS, E - FR

2014-Current Carryall 300/500/550/700, Transporter



105162216

KIT, DECAL, CARRYALL/TRANS, E - PL

2014-Current Carryall 500/550/700



105162206

KIT, DECAL, CARRYALL/TRANS, E - DA

2014-Current Carryall 300/500/550/700, Transporter



105162210

KIT, DECAL, CARRYALL/TRANS, E - NO

2014-Current Carryall 500/550/700



105162214

KIT, DECAL, CARRYALL/TRANS, E - PT

2014-Current Carryall 300/500/550/700, Transporter



105162303

KIT, DECAL, CARRYALL/TRANS, G - GER

2014-Current Carryall 300/500/550/700, Transporter, Café Express



105162306

KIT, DECAL, CARRYALL/TRANS, G - DAN

2014-Current Carryall 300/500/550/700, Transporter



105162319

KIT, DECAL, CARRYALL/TRANS, G - FRC

2014-Current Carryall 300/500/550/700, Transporter, Café Express



105162307

KIT, DECAL, CARRYALL/TRANS, G - DUT

2014-Current Carryall 300/500/550/700, Transporter, Café Express



105162302

KIT, DECAL, CARRYALL/TRANS, G - FRE

2014-Current Carryall 300/500/550/700, Transporter



105162305

KIT, DECAL, CARRYALL/TRANS, G - ITA

2014-Current Carryall 300/500/550/700, Transporter, Café Express



105162310

KIT, DECAL, CARRYALL/TRANS, G - NOR

2014-Current Carryall 500/550/700



105162316

KIT, DECAL, CARRYALL/TRANS, G - POL
2014-Current Carryall 500/550/700

**105162314**

KIT, DECAL, CARRYALL/TRANS, G - PRB
2014-Current Carryall 300/500/550/700, Transporter, Café Express

**105162313**

KIT, DECAL, CARRYALL/TRANS, G - SPC
2014-Current Carryall 300/500/550/700, Transporter, Café Express

**105162301**

KIT, DECAL, CARRYALL/TRANS, G - SPE
2014-Current Carryall 300/500/550/700, Transporter, Café Express

**105162309**

KIT, DECAL, CARRYALL/TRANS, G - SVE
2014-Current Carryall 300/500/550/700, Transporter, Café Express

**105163004**

KIT, DECAL, CARRYALL HOMOL, E - POR
2014-Current Carryall 510/710

**105163001**

KIT, DECAL, CARRYALL HOMOL, E - SPE
2014-Current Carryall 510/710

**105163009**

KIT, DECAL, CARRYALL HOMOL, E - SVE
2014-Current Carryall 510/710

**105163040**

KIT, DECAL, CARRYALL HOMOL, E - TUR
2014-Current Carryall 510/710

**105163005**

KIT, DECAL, CARRYALL HOMOL, E - ITA
2014-Current Carryall 510/710

**105163010**

KIT, DECAL, CARRYALL HOMOL, E - NOR
2014-Current Carryall 510/710

**105163006**

KIT, DECAL, CARRYALL HOMOL, E - DAN
2014-Current Carryall 510/710

**105163007**

KIT, DECAL, CARRYALL HOMOL, E - DUT
2014-Current Carryall 510/710

**105163002**

KIT, DECAL, CARRYALL HOMOL, E - FRE
2014-Current Carryall 510/710

**105163003**

KIT, DECAL, CARRYALL HOMOL, E - GER
2014-Current Carryall 510/710

**105045001**

KIT, DECAL, CAFE EXP UNIT - SPE
2014-Current Café Express

**105045009**

KIT, DECAL, CAFE EXP UNIT - SVE
2014-Current Café Express

**105045013**

KIT, DECAL, CAFE EXP UNIT - SPC
2014-Current Café Express

**105045014**

KIT, DECAL, CAFE EXP UNIT - PRB
2014-Current Café Express



Kits - Decal - Café Express

105045007

KIT, DECAL, CAFE EXP UNIT - DUT
2014-Current Café Express



105045019

KIT, DECAL, CAFE EXP UNIT - FRC
2014-Current Café Express



105045003

KIT, DECAL, CAFE EXP UNIT - GER
2014-Current Café Express



105045005

KIT, DECAL, CAFE EXP UNIT - ITA
2014-Current Café Express



Kits - General




105129301

KIT, DECAL, DANGER, HFC, LANG
2013-Current Precedent



105129201

KIT, DECAL, CAUTION, HFC, LANG
2013-Current Precedent



105144703

KIT, REFLEX REFLECTOR, CARRYALL
2014-Current Carryall 300/500/510/550/700/710, Transporter Café Express

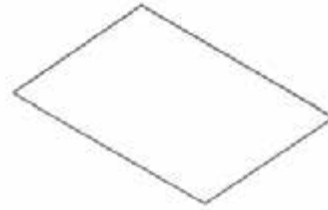


103764301

KIT, SMV, LSV
2014-Current Carryall 500/510/550/710



GRAPHICS

**AM1222201**KIT, ACCENT STRIPE, PROF,WHITE
2004-Current Precedent**105237701**KIT, DECAL, VANBOX, ROLL -ALL
2014-Current Carryall 500/550/700

Decals

CARRYALL 300**105152401**DECAL, BRANDING, CARRYALL 300
2014-Current Carryall 300**CARRYALL 500****105152501**DECAL, BRANDING, CARRYALL 500
2014-Current Carryall 500/550**CARRYALL 550****105152701**DECAL, BRANDING, CARRYALL 550
2014-Current Carryall 500/550**103501401**DECAL, 25 MPH
2015-Current Precedent
2014-Current Carryall 500/510/550/710**103205501**DECAL RUN-SERVICE SWITCH 4060
2015-Current Precedent
2014-Current Carryall 300/500/550/700, Transporter, Café Express**102518301**DECAL, CAUTION -E COMP COVER
2004-2008 Precedent
2014-Current Carryall 500/510/550/700/710, Transporter



102345901

DECAL, DIODE SAFETY

2014-Current Carryall 300/500/510/550/710, Transporter, Café Express



102540901

DECAL, CLUB CAR CLIP

2004-2014 Precedent



105153301

DECAL, EFI, ITALIC, LH

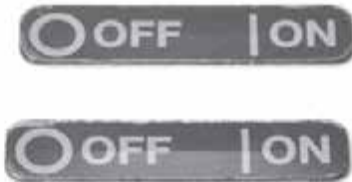
2014-Current Carryall 300/500/550/700, Transporter, Café Express



105153302

DECAL, EFI, ITALIC, RH

2014-Current Carryall 300/500/550/700, Transporter, Café Express



101825101

DECAL, IGNITION - STD

2004-Current Precedent
2014-Current Carryall 300/500/510/550/710, Transporter, Café Express



101825102

DECAL, IGNITION-350 ENGINE

2014-Current Carryall 300/500/550/700, Transporter



102523901

DECAL, IR/CLUBCAR

2004-2009 Precedent



101825103

DECAL, KEYSWITCH, IQ PLUS MODE

2014-Current Carryall 300/500/510/550/710, Transporter, Café Express



105115003

DECAL, L SIDE STRINGER, LONG

2014-Current Carryall 510/700/710, Transporter



105115001

DECAL, L SIDE STRINGER, SHORT

2014-Current Carryall 300



**102278901**

DECAL, LOADING -CAFÉ EXPRESS

2014-Current Café Express

**103517801**

DECAL, LOW SPEED VEHICLE

2014-Current Carryall 500/510/550/710

**102883601**

DECAL, NAMEPLATE, CCI, FRONT

2014-Current Carryall 300/500/510/550/700/710, Transporter, Café Express

**103783001**

DECAL, OPERATING INSTRUCTION, E

2004-Current Precedent

**103783003**

DECAL, OPERATING INSTRUCTION, G KS

2004-Current Precedent

**103783002**

DECAL, OPERATING INSTRUCTION, G PS

2004-Current Precedent

**105046101**

DECAL, OPERATING INSTRUCTION, CARRYALL

2014-Current Carryall 300/500/510/550/700/710, Transporter, Café Express

**102518001**

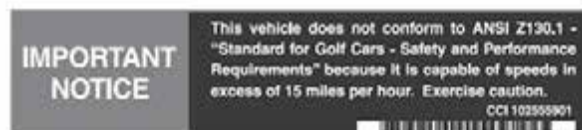
DECAL, OPERATING INSTRUCTION, EC

2004-2011 Precedent

**102519201**

DECAL, OPERATING INSTRUCTION, G

2004-2011 Precedent

**102555901**

DECAL, PRIVATE SPEED, PRECEDENT

2004-Current Precedent





1011962
DECAL, REFRESHMENT CENTER
2014-Current Carryall 500/550, Café Express



101960501
DECAL, ROTATING PARTS/MANIFOLD
2004-Current Precedent
2014-Current Carryall 300/500/550/700, Transporter, Café Express



102519401
DECAL, RUN/TOW SAFETY - IQ
2004-2008 Precedent



102518101
DECAL, RUN/TOW W/STORAGE AREA
2004-2008 Precedent



102845101
DECAL, TOW SWITCH
2014-Current Carryall 500/510/550/700/710, Transporter



101908601
DECAL, TOW SWITCH WARNING
2014-Current Carryall 300/500/550



1011553
DECAL, TRAILER HITCH
2014-Current Carryall 300/500/510/550/700/710, Transporter



105084701
DECAL, WARNING G SIDE FILL
2014-Current Carryall 300/500/550/700, Transporter, Café Express



105237601
DECAL, WARNING ROLLOVER VAN BOX
2014-Current Carryall 500/550/700



105082301
DECAL, WARNING G PRESSURE
2014-Current Carryall 300/500/550/700, Transporter, Café Express





101705701

DECAL, WARNING

2004-Current Precedent

2014-Current Carryall 500/550, Transporter



102517801

DECAL, WARNING - FRAME GROUND

2004-2014 Precedent



102517801

DECAL, WARNING - G/GOVERNOR

2004-2014 Precedent



102519301

DECAL, WARNING - ROLLOVER

2004-Current Precedent



103238501

DECAL, WARNING - BATTERY WEIGHT

2004-2009 Precedent



102459301

DECAL, WARNING - CRUSH AREA

2014-Current Carryall 300/500/510/550/710, Transporter, Café Express



102458901

DECAL, WARNING - HOT SURFACE

2014-Current Carryall 300/500/550, Transporter



103515301

DECAL, WARNING, 2 GA

2014-Current Carryall 510/710



102967601

DECAL, WARNING, 4 GAUGE WIRE

2014-Current Carryall 500/550/700, Transporter



103384801

DECAL, WARNING, RUN TOW

2008-Current Precedent





103384701
DECAL, WARNING, SHORT
2008-Current Precedent



102075801
YOUNG DRIVER WARNING DECAL
2014-Current Carryall 500/550



SVP370901
ASM, DECAL, WARN 800 850 PRECEDENT
2014-Current Carryall 300/500/550, Transporter



101609401
DECAL, CRUSH AREA WARNING
2015-Current Precedent
2014-Current Carryall 300/500/550/700/710, Transporter, Café Express



101553901
DECAL, BED LOAD WARNING
2014-Current Carryall 300/500/550/700/710, Transporter, Café Express



101915201
DECAL, FRAME GROUND, GOV. WARN
2015-Current Precedent
2014-Current Carryall 300/500/550/700/710, Transporter, Café Express



104026801
DECAL, OC, WARNING, CARRYALL
2015-Current Precedent
2014-Current Carryall 300/500/550/700/710, Transporter, Café Express



104026901
DECAL, OC, WARNING, LSV, CARRYALL
2014-Current Carryall 510/710



101915201
DECAL, FRAME GROUND, GOV. WARN
2014-Current Carryall 300/500/550/700, Transporter, Café Express



104026801
DECAL, OC, WARNING, CARRYALL
2014-Current Carryall 300/500/550/700, Transporter, Café Express



GRAPHICS

**105153201**

DECAL, ZERO EMISSION VEHICLE, LH

2014-Current Carryall 300/500/550/700/710, Transporter

**105153202**

DECAL, ZERO EMISSION VEHICLE, RH

2014-Current Carryall 300/500/550/700/710, Transporter

**102527501**

DECAL-COMPONENT MOUNTING PLATE

2004-2008 Precedent

**103384601**

DECAL-WATER EXPOSURE

2008-Current Precedent



Graphics - General

**AM1256501**

GRAPHIC, GOLD, GFXTRA 011

2004-Current Precedent

**AM1256503**

GRAPHIC, SILVER, GFXTRA 040

2004-Current Precedent

**AM1256502**

GRAPHIC, CHARCOAL, GFXTRA 013

2004-Current Precedent

**103829401**

LOGO, CCI, STEER WHEEL

2014-Current Carryall 300/500/550/700, Transporter




Graphic - General




105016801
 LABEL, ENGINE WARNING EX40
 2015-Current Precedent
 2014-Current Carryall 300/500/550/700, Transporter, Café Express 



102538201
 OPERATING INSTR, E, COM GRIP
 2004-2011 Precedent 



102538101
 OPERATING INSTR, G, COM GRIP
 2004-2011 Precedent 



105144801
 REFLECTOR, RED, RECT, SAE
 2014-Current Carryall 300/500/550/700/710, Transporter, Café Express  




103832501
 REFLECTOR, RED, ROUND, SAE
 2014-Current Carryall 300/500/550/700/710, Transporter, Café Express  



103832601
 REFLECTOR, YELLOW, RECT, SAE
 2014-Current Carryall 300/500/550/700/710, Transporter, Café Express  



102075801
 YOUNG DRIVER WARNING DECAL
 2014-Current Carryall 500/550  





HARDWARE & FASTENERS

Barrel Fasteners



103683001
 BARREL FASTNER, BLACK, FIRM
 2010-2014 Precedent



103754901
 FASTENER, BARREL - .610 X .25
 2014-Current Carryall 300/500/550/700, Transporter



103978801
 BARREL-PUSH 6MM
 2012-Current Precedent



HARDWARE & FASTENERS

Bolts & Screws

**1012159**

BOLT, 1/4-20 X 2.75 HEX HEAD

2015-Current Carryall 300/500/550/700, Transporter

**1012462**

BOLT, 1/4-20 X 3.50 HEX HEAD

2014-Current Carryall 500/550/700, Transporter

**102288901**

BOLT - HEX, M8X1.25 X 135

2004-Current Precedent

**102297901**

BOLT, 5/16-18 X 7.375, HEX

2004-Current Precedent

**1010177**

BOLT, 3/8-16 X 2.00 HEX HEAD

2014-Current Carryall 300/500/510/550/700/710, Transporter, Café Express

**103199301**

BOLT - M6 X 1 X 45 HH GREY

2004-Current Precedent

**102289401**

SCREW- HEX CAP, M8 X 1.25 X 45

2004-Current Precedent

**102732401**

BOLT, M10 X 45, ZN-NI/BLACK

2015-Current Precedent

2014-Current Carryall 300/500/550/700, Transporter, Café Express





1011937

BOLT, 5/16-18 X 1.25 HEX HEAD

2014-Current Carryall 300/500/510/550/700/710, Transporter, Café Express



102498201

BOLT, M10 X 1.25 X 25 LOCTITE

2014-Current Carryall 300/500/510/550/700/710, Transporter, Café Express



102490301

BOLT, M6 X 1 X 16 LOCTITE

2015-Current Precedent

2014-Current Carryall 300/500/550/700, Transporter, Café Express



103508101

BOLT, 3/8-16 X .75 LOCK PATCH

2015-Current Precedent

2014-Current Carryall 300/500/550/700, Transporter, Café Express



103229601

BOLT, BRAKE CLUSTER MOUNT, HYD

2014-Current Carryall 510/710



1014153

BOLT, BRAKE CLUSTER MOUNT

2004-Current Precedent

2014-Current Carryall 300/500/550/700, Transporter, Café Express



102296150

BOLT - M6X1.0X50 HEX FLANGE HD

2015-Current Precedent

2015-Current Carryall 300/500/550/700, Transporter, Café Express



105197402

BOLT, FLANGE, 3/8-16 X 3"

2014-Current Carryall 300/500/550/700, Transporter



102541402

BOLT-M6X1.0X40 HEX FLANGE HD, BLACK-L

2015-Current Precedent

2014-Current Carryall 300/500/550/700, Transporter, Café Express



102298240

BOLT-FLANGE HD, M8 X 40.0

2004-Current Precedent



HARDWARE & FASTENERS

**102296140**BOLT - M6X1.0X40 HEX FLANGE HD
2004-Current Precedent**102298170**BOLT - FLANGE HD, M8 X 70.0
2004-Current Precedent**102534201**BOLT - FLANGE HD, M8 X 95
2004-Current Precedent**105188185**

BOLT, M8 X 85MM, 10.9 GRADE

2015-Current Precedent

2014-Current Carryall 300/500/510/550/700, Transporter, Café Express

**102541470**BOLT-M6X1.0X70 HEX FLANGE HD, BLACK-L
2014-Current Carryall 300/500/550, Transporter**102298175**

BOLT - FLANGE HD, M8 X 75.0

2014-Current Precedent

**105197401**

BOLT, FLANGE, 3/8-16 X 1" LOC

2014-Current Carryall 300/500/550/700, Transporter

**103262201**

BOLT FLG BLACK, M8 X 25, LOCTITE

2014-Current Carryall 300/500/550, Transporter

**102541401**

BOLT-M6X1.0X20 HEX FLANGE HD BLACK-L

2015-Current Precedent

2014-Current Carryall 300/500/550, Transporter

**102541425**

BOLT-M6X1.0X25 HEX FLANGE HD, BLACK-L

2004-Current Precedent





102298130

BOLT - FLANGE HD, M8 X 30.0
2004-Current Precedent



102298116

BOLT - FLANGE HD, M8 X 16.0

2004-Current Precedent

2014-Current Carryall 300/500/550/700, Transporter, Café Express



102290120

BOLT, M10 X 20 HEX WASHER HD
2004-Current Precedent



102240501

BOLT, IQ CONTROLLER, TERMINAL

2004-Current Precedent

2014-Current Carryall 300/500/510/550/700/710, Transporter



101043502

BOLT, CARIAGE, 5/16-18 X 1 BLK

2015-Current Carryall 300/500/510/550/700, Transporter, Café Express



101958601

BOLT, 1/4-20 X .75 RD HD SQ NECK

2014-Current Carryall 300/500/510/550/710



101958602

BOLT, 1/4-20 X 1.0 RD HD SQ NECK

2015-Current Carryall 300/500/510/550/700, Transporter, Café Express



1015932

5/16-18 X 1.00 CARRIAGE BOLT

2004-Current Precedent

2014-Current Carryall 300/500/550/700, Transporter, Café Express



7818

BOLT, 5/16-18 X 1.5 RD HD SQ NECK

2014-Current Carryall 300/500/550/700, Transporter, Café Express



1015405

5/16-18 X 2.0 RD HD SQ NECK BOLT

2014-Current Carryall 300/500/550/700, Transporter, Café Express



HARDWARE & FASTENERS

**102476401**

BOLT, STOP, PEDAL

2015-Current Precedent

2014-Current Carryall 300/500/550/700, Transporter, Café Express

**102299065**

BOLT -M8-1.25 X 65 TX BTTN HD

2004-Current Precedent

**102298995**

BOLT, WAFER HEAD, M8-1.25X95

2013-Current Precedent

**103507001**

ECCENTRIC BOLT COMMON


2014-Current Carryall 300/500/510/550/700/710, Transporter, Café Express

**103196202**

5/16-18X1.75, BOLT, LOCTITE

2015-Current Precedent

2014-Current Carryall 300/500/550/700, Transporter, Café Express

**105083701**

BOLT, 10-24 X 1.25", BUT HEAD

2014-Current Carryall 300/500/510/550/700/710, Transporter, Café Express

**1624**

3/8 - 16 X 1.50 HEX CAP SCREW

2004-Current Precedent

2014-Current Carryall 300/500/510/550/700/710, Transporter, Café Express

**8861**

3/8 - 16 X 1.75 HEX CAP SCREW

2014-Current Carryall 300/500/510/550/700, 710, Transporter, Café Express

**7561**

3/8 - 16 X 3.00 HEX CAP SCREW

2014-Current Carryall 500/510/550/700/710, Café Express

**1010200**

3/8 - 16 X 4.25 HEX CAP SCREW

2014-Current Carryall 300/500/510/550/700/710, Transporter, Café Express





1012594
SCREW, #4-40 MACHINE
2004-Current Precedent



1016366
SCREW, #10-24 X 3.0 PN HD MACHINE
2014-Current Carryall 300/500/550



1015878
SCREW, #4-40 HEX HEAD MACHINE
2014-Current Carryall 300/500/550/700, Transporter, Café Express



1011557
SCREW, #6-32 X 1.00 HX MACHINE
2014-Current Carryall 300/500/510/550/700/710, Transporter, Café Express



8450
SCREW, #10-24 X .50 HEX HEAD
2004-2015 Precedent
2014-Current Carryall 300/500/550/700, Transporter, Café Express



102289501
SCREW- HEX CAP, M8 X 1.25 X 70
2004-Current Precedent



1017082
SCREW, #10-32 X .75 HX HD MACHINE
2004-2015 Precedent



1015720
SCREW, #6-32 X 1/2 HEX WASH HD
2014-Current Carryall 500/510/550/700/710, Transporter



1011017
SCREW, #8-32 X .375 HEX WASHER
2014-Current Carryall 300/500/510/550/700/710, Transporter, Café Express



102817101
SCREW, 1/4-20 X .50 HEX WASH HD
2014-Current Carryall 300/500/510/550/700/710, Transporter



HARDWARE & FASTENERS

**103517901**

SCR, 1/4-20 X 1.25 HHWCS, TT

2014-Current Carryall 300/500/510/550/700/710, Transporter, Café Express

**1015752**

SCREW, #12-16 X .625 HI-LO

2014-Current Carryall 300/500/550/700, Transporter, Café Express

**101850301**

SCREW, #12-16 X .50 WASHER HI-LO

2004-Current Precedent

2014-Current Carryall 300/500/510/550/700/710, Transporter, Café Express

**7716**

SCREW, #10-16 TYPE AB SHEET METAL

2014-Current Carryall 300/500/510/550/700/710, Transporter, Café Express

**101856102**

SCREW, 1/4-15 X 1.50 HI-LO HEX

2014-Current Carryall 300/500/550/700, Transporter, Café Express

**102297125**

SCREW M6-1.0X25.4 THD FM SEMS

2004-Current Precedent

2014-Current Carryall 300/500/510/550/700/710, Transporter, Café Express

**102296530**

SCREW - M6 X 1.0 X 30 SEMS

2004-Current Precedent

2014-Current Carryall 300/500/510/550/700/710, Transporter, Café Express

**102554512**

SCREW M5-08X12 TORX PN TRS

2014-Current Carryall 300/500/510/550/700/710, Transporter

**1014321**

SCREW, #10 TRUSS HEAD TORX

2014-Current Carryall 300/500/510/550/700/710, Transporter

**105190601**

SCREW, #8-32 X 0.625, CLEAR ZNC

2014-Current Carryall 300/500/510/550/700/710, Transporter, Café Express





1012565

SCREW, #12 PHILLIPS ROUND HEAD

2004-Current Precedent

2014-Current Carryall 300/500/510/550/700/710, Transporter, Café Express



101832001

SCREW, #7-19 X .625 PHL PN TAP

2008-Current Precedent

2014-Current Carryall 300/500/510/550/700/710, Transporter, Café Express



1620

SCREW, #10-16 X .75 PN HD TAP

2015-Current Precedent



103210101

SCREW, #8 X.75, TORX, TAPPING

2004-Current Precedent



1016663

SCREW, #12-14 X .625 TYP AB PN

2004-2011 Precedent



102557201

SCREW, #6-20 TYPE ABX1.00 PAN

2004-Current Precedent

2014-Current Carryall 300/500/550/700



1015064

SCREW, #8-32 X .63 OVL CS MACHINE

2004-Current Precedent



1012836

SCREW, #8-32 X 3/4 SOC HD CAP

2004-Current Precedent

2014-Current Carryall 300/500/550/700, Transporter, Café Express



1012285

SCREW, 1/4-20 X .625 HEX TYP TT

2004-2015 Precedent

2014-Current Carryall 300/500/510/550/710



7847

SCREW, 1/4-20 X .75 HEX HD CAP

2005-2015 Precedent

2014-Current Carryall 500/510/550/700/710, Transporter



HARDWARE & FASTENERS

**102025801**

SCREW, 1/4-20 X .75 TORX PN HD

2015-Current Precedent

2014-Current Carryall 300/500/550/700, Transporter, Café Express

**8248**

SCREW, 1/4-20 X .75 TRS HD MACHINED

2014-Current Carryall 300/500/550/700, Transporter, Café Express

**101954301**

SCREW, 1/4-20 X .750 HEX HEAD

2011-Current Precedent

2014-Current Carryall 300/500/550/700, Transporter, Café Express

**102817201**

SCREW, 1/4-20 X .88 HEX WASHER HD

2014-Current Carryall 500/550/700, Transporter

**304**

SCREW, 1/4-20 X 1.0 HEX HD CAP

2014-Current Carryall 500/510/550/700/710, Transporter

**8251**

SCREW, 1/4-20 X 1.0 TRS HD MACHINED

2014-Current Carryall 300/500/550, Transporter

**103487501**

SCREW, 1/4-20 X 1.0, BLACK

2014-Current Carryall 300/500/550/700, Transporter, Café Express

**101886101**

SCREW, 1/4-20 X 1.00 SQUARE HEAD

2004-Current Precedent

2014-Current Carryall 300/500/550/700, Transporter, Café Express

**101861901**

SCREW, 1/4-20 X 1.125 HEX CAP

2014-Current Carryall 300/500/510/550/700/710, Transporter, Café Express

**7479**

SCREW, 1/4-20 X 1.25 HEX HD CAP

2014-Current Carryall 500/510/550/700/710, Café Express





101862001

SCREW, 1/4-20 X 1.500 FLANGE

2015-Current Precedent

2014-Current Carryall 300/500/510/550/700/710, Transporter



7311

SCREW, 1/4-20 X 2.00 HEX HD CAP

2014-Current Carryall 300/500/510/550/700/710, Transporter, Café Express



1014201

SCREW, 1/4-20 X 2.25 HEX CAP

2015-Current Precedent

2014-Current Carryall 300/500/510/550/700/710, Transporter



324

SCREW, 1/4-20 X 2.50 HEX HD CAP

2014-Current Carryall 300/500/510/550/700/710, Transporter



1014375

SCREW, 3/8-16 X .50 SS HEX HD

2004-Current Precedent

2014-Current Carryall 300/500/550/700, Transporter, Café Express



2402

SCREW, 3/8-16 X 2.25 HEX HD CAP

2014-Current Carryall 300/500/510/550/700/710, Transporter, Café Express



1016387

SCREW, 3/8-16 X 2.75 HEX HD CAP

2014-Current Carryall 300/500/510/550/700/710, Transporter, Café Express



8755

SCREW, 3/8-16 X 3.375 HEX CAP

2014-Current Carryall 300/500/510/550/700/710, Transporter, Café Express



102913601

SCREW, 3/8-16 X 5.50 HEX HD CAP

2014-Current Carryall 300/500/550/700



1016183

SCREW, 3/8-16 X 7.00 HEX CAP

2014-Current Carryall 300/500/550/700, Transporter, Café Express



HARDWARE & FASTENERS

**103976101**

SCREW, 3/8-24X5.75, PATCH

2015-Current Precedent

2014-Current Carryall 300/500/550/700, Transporter, Café Express

**103327601**

SCREW, 5/16, TORX

2004-Current Precedent

**1016269**

SCREW, 5/16-18 THRD FORMING

2014-Current Carryall 300/500/550/700, Transporter, Café Express

**7173**

SCREW, 5/16-18 X .75 HEX HD CAP

2014-Current Carryall 300/500/510/550/700/710, Transporter, Café Express

**1014288**

SCREW, 5/16-18 X .75 THRD FORM

2004-Current Precedent

2014-Current Carryall 300/500/550/700, Transporter, Café Express

**102242101**

SCREW, 5/16-18 X 0.750 HEX CAP

2004-Current Precedent

2014-Current Carryall 300/500/550/700, Transporter, Café Express

**1010934**

SCREW, 5/16-18 X 1.00 HEX CAP

2004-2009 Precedent

2014-Current Carryall 300/500/510/550/700/710, Transporter, Café Express

**1218**

SCREW, 5/16-18 X 1.25 HEX HD CP

2014-Current Carryall 300/500/510/550/700/710, Transporter, Café Express

**1010577**

SCREW, 5/16-18 X 1.500 HEX CAP

2004-Current Precedent

2014-Current Carryall 300/500/510/550/700/710, Transporter, Café Express

**8963**

SCREW, 5/16-18 X 1.75 HEX HD C

2014-Current Carryall 300/500/510/550/700/710, Transporter, Café Express





8935

SCREW, 5/16-18 X 2.25 HEX HD CP

2014-Current Carryall 300/500/510/550/700/710, Transporter, Café Express



1010921

SCREW, 5/16-18 X 2.50 HEX CAP

2014-Current Carryall 300/500/510/550/700/710, Transporter, Café Express



101884801

SCREW, 5/16-24 X .875 GR8 FLANGE

2004-Current Precedent

2014-Current Carryall 300/500/550/700, Transporter, Café Express



105193001

SCREW, 6 LOBE, M6 X 35

2014-Current Carryall 300/500/510/550/700/710, Transporter



105193101

SCREW, 6 LOBE, M6 X 50

2014-Current Carryall 300/500/550/700, Transporter, Café Express



102059401

SCREW, 6M-1.00 X 10MM HEX HEAD

2014-Current Carryall 300/500/510/550/700/710, Transporter, Café Express



102059501

SCREW, 6M-1.00 X 35MM HEX HEAD

2014-Current Carryall 300/500/510/550/700/710, Transporter, Café Express



103306301

SCREW, BHSC, 1/4-20 X 2.0

2014-Current Carryall 300/500/550/700, Transporter, Café Express



320

SCREW, CAP, HEX HD 3/8-16X1.00

2014-Current Carryall 300/500/550/700, Transporter, Café Express



705

SCREW, CAP-HEX HD 3/8-16X1.25

2004-2015 Precedent

2014-Current Carryall 300/500/550/700, Transporter, Café Express



HARDWARE & FASTENERS

**104029301**SCREW, K30X12, TORX PN HD PT
2014-Current Precedent**102298020**SCREW, K80X20, TORX PN HD PT
2004-Current Precedent**102298030**SCREW, K80X30, TORX PN HD PT
2004-Current Precedent**102544201**SCREW, M6 HEX W HD "CA" PT
2004-Current Precedent**102296920**SCREW, M6 TORX BTTN HD SEMS
2004-Current Precedent
2014-Current Carryall 500/550**105000501**SCREW, M6 X 1 X 12 SER HEX FLG
2014-Current Carryall 500/550/700/900, Transporter**102296716**SCREW, M6 X 16 TT HX FLANGE HD
2004-Current Precedent**1016074**SCREW, M8-1.25 X 18MM TORX
2004-2015 Precedent**102299360**SCREW, M8-1.25 X 60, SEMS, TX
2004-Current Precedent**1016103**SCREW, PAN HD TX, TAPTITE 6-32
2004-Current Precedent
2014-Current Carryall 300/500/550/700, Transporter, Café Express



103943401

SCREW, PAN, #10 X 1.00 HI-LO

2012-Current Precedent

2014-Current Carryall 300/500/510/550/700/710, Transporter



102299601

SCREW, PT, K80X70 HEX FLG HD

2004-Current Precedent



103774801

SCREW, PT, WASHER HEAD, 4X16

2014-Current Precedent



102562901

SCREW, SEAT BOTTOM PRECEDENT

2004-2011 Precedent



105129901

SCREW, SHOULDER, SELF THREAD

2014-Current Carryall 300/500/510/550/700/710/900, Transporter



103541501

SCREW, TAPPING, 1/4-20 X .375

2014-Current Carryall 300/700



102025701

SCREW, TUFLOK PANEL, 1/4

2014-Current Carryall 300/500/510/550/700/710, Transporter, Café Express



103345701

SCREW, 3/8-24X5.50 HEXLOPATCH

2004-2015 Precedent



102297230

SCREW, M8-1.25 X 60, SEMS, TX

2004-Current Precedent

2014-Current Carryall 300/500/510/550/700/710, Transporter



102299550

SCREW, PAN HD TX, TAPTITE 6-32

2014-Current Carryall 300/500/510/550/700/710, Transporter



**102292201**SCREW, PAN, #10 X 1.00 HI-LO
2004-Current Precedent**102292356**SCREW, PT, K80X70 HEX FLG HD
2004-Current Precedent**102293512**SCREW, PT, WASHER HEAD, 4X16
2004-2008 Precedent**102289101**SCREW, SEAT BOTTOM PRECEDENT
2004-Current Precedent**102296819**

SCREW, SHOULDER, SELF THREAD

2004-Current Precedent

2014-Current Carryall 300/500/510/550/700/710, Transporter, Café Express

**102289001**

SCREW, TAPPING, 1/4-20 X .375

2004-Current Precedent

**102296020**

SCREW, TUFLOK PANEL, 1/4

2004-Current Precedent

2014-Current Carryall 300/500/550/700, Transporter, Café Express

**102296040**

SCREW, 3/8-24X5.50 HEXLOCPATCH

2004-Current Precedent

**105078401**

SCRW, 5/16-18 X 1.75, TR TX HD

2014-Current Carryall 300/550, Transporter

**1016849**

#4-24 X 5/16" PAN HD SCREW

2004-Current Precedent

2014-Current Carryall 300/500/510/550/700/710, Transporter, Café Express





1015399

5/16-18X0.88 PN HD TORX SCREW

2014-Current Carryall 300/500/550/700, Transporter, Café Express



1012830

M8X1.25X22 HEX CAP SCREW

2015-Current Precedent

2014-Current Carryall 500/510/550/710



SVPP234001

M8X1.25X25 FL HD MACHINED SCREW

2014-Current Carryall 300/500/550, Transporter



1014063

1/4-20 MACH HX WASH HD SCREW

2004-Current Precedent

2014-Current Carryall 300/500/550/700, Transporter, Café Express



103881201

SHCS, M6 X 50MM, MAGNI

2014-Current Precedent



SVPP229901

M6X1.0X12 FL HD MACHINED SCREW STAINLESS STEEL

2014-Current Carryall 300/500/550, Transporter



1015969

M6X1X10 MM PN HD MACHINED SCREW

2014-Current Precedent

2014-Current Carryall 300/500/550/700, Transporter, Café Express



105101001

M5-0.8X10, TORX, TRS

2014-Current Precedent



102298580

M8-1.25 X 80 SEMS

2004-Current Precedent

2014-Current Carryall 300/500/550/700, Transporter, Café Express



103539001

3/8-16 X 1.25 CARRIER BOLT GR5 ZN

2014-Current Carryall 300/500/550/700, Transporter, Café Express



**8056**

#4-40X0.75 ROUND HD SLOT MACHINED SCREW

2015-Current Precedent

2014-Current Carryall 300/500/510/550/700/710, Transporter, Café Express

**103833801**

1/4-20 X 1.5 HEX FLANGE PATCH

2011-Current Precedent

**105197301**

1/4-20 X 2.25, BHCS, 6-LOBE

2014-Current Carryall 300/500/550/700, Transporter

**105194101**

1/4-20 X 2.5, BHCS, 6-LOBE

2014-Current Carryall 300/500/510/550/710, Transporter, Café Express

**105185701**

PAN HEAD SCREW, M6 X 16 TT

2014-Current Carryall 300/500/510/550/710, Transporter

**102238001**

#10-24 TAPTITE SCREW

2014-Current Carryall 300/500/510/550/710, Transporter

**102298720**

M8-1.25X20 TAPTITE

2004-Current Precedent

2014-Current Carryall 300/500/550, Transporter

**102298745**

M8-1.25X45 TAPTITE

2004-Current Precedent

**102298770**

M8-1.25X70 TAPTITE

2004-2008 Precedent

**102915601**

SCREW TYPE TUFLOCK

2008-Current Precedent



Bumpers



1010436

BUMPER - RUBBER
2015-Current Precedent



105036601

BUMPER, BEDFLOOR, CARRYALL
2014-Current Carryall 300/500/510/550/700/710, Transporter, Café Express



102590801

BUMPER - RUBBER
2014-Current Carryall 300/500/510/550/700/710, Transporter, Café Express



Bushings



7048

BUSHING, FLANGED BRONZE
2014-Current Carryall 300/500/510/550/700/710, Transporter, Café Express



1032

BUSHING, NYLON
2014-Current Carryall 300/500/550/700, Transporter, Café Express



HARDWARE & FASTENERS

**1015363**

BUSHING, SNAP-IN

2014-Current Carryall 300/500/510/550/700/710, Transporter

**7049**

BUSHING-NYLON

2014-Current Carryall 300/500/510/550/700/710, Transporter



Canopy Hardware Kits

**104008501**

KIT, HARDWARE, CANOPY, STANDARD

2014-Current Precedent

**104008502**

KIT, HARDWARE, CANOPY, VISAGE

2014-Current Precedent



Clamps

**102411209**

CLAMP, HOSE, CTB 55MM

2015-Current Precedent

2014-Current Carryall 300/500/550/700, Transporter, Café Express

**105088501**

CLAMP, CTB, 49MM DIAMETER, W/CLIP

2014-Current Carryall 300/500/550/700, Transporter, Café Express





102411203

CLAMP, HOSE, CTB 14MM

2015-Current Precedent

2014-Current Carryall 300/500/550/700, Transporter, Café Express



102980901

CLAMP, HOSE, NYLON, .25

2014-Current Carryall 500/550, Transporter



1013687

CLAMP, 3/8" S.S. HOSE

2004-2015 Precedent



1017689

CLAMP, 5" MUFFLER HOSE

2004-2015 Precedent



1012649

HOSE CLAMP

2004-Current Precedent

2014-Current Carryall 300/500/550/700, Transporter, Café Express



101313402

CLAMP, GREEN HOSE

2010-2012 Precedent



1013746

CLAMP, .301 ID HOSE

2004-Current Precedent

2014-Current Carryall 300/500/550/700, Transporter, Café Express



1017466

CLAMP

2004-2015 Precedent



1013700

CLAMP

2004-2015 Precedent



1016561

CLAMP

2004-2015 Precedent



**1016506**

CLAMP

2004-2015 Precedent

**1016587**

CLAMP

2004-2015 Precedent

**1017468**

CLAMP

2004-2009 Precedent

**101898001**

CLAMP - BATTERY

2004-Current Precedent

2014-Current Carryall 300/500/550/700, Transporter, Café Express

**101987701**

CLAMP, PLASTIC TIE

2014-Current Carryall 300/500/550/700, Transporter, Café Express



Clips

**1011779**

E-CLIP, 1/2

2014-Current Carryall 300/500/510/550/700/710, Transporter, Café Express

**105039801**

E-CLIP, EXT, 8MM GROOVE

2015-Current Precedent

2014-Current Carryall 300/500/550/700, Transporter, Café Express





102292701

CLIP-BODY-TRIM

2004-Current Precedent

2014-Current Carryall 300/500/510/550/700/710, Transporter, Café Express



102298601

J-CLIP - M8 X 1.25

2004-Current Precedent



103886601

CLIP, BOWTIE

2015-Current Precedent

2014-Current Carryall 300/500/550/700, Transporter, Café Express



102554901

CLIP, EDGE, TRANS SHIFT CABLE

2004-Current Precedent



102587501

CLIP, PUSH, PAWL

2004-2009 Precedent



Inserts



102551701

INSERT M6X1.0

2004-2014 Precedent



103339901

INSERT M6X1.0 LONG

2008-2014 Precedent



HARDWARE & FASTENERS

Keys

**1014078**

KEY - SHORT

2004-Current Precedent

2014-Current Carryall 300/500/550/700, Transporter, Café Express

**1017231**

KEY, WOODRUF

2004-2012 Precedent

**101833401**

KEY, 3/16 SQ X 1.50"

2004-Current Precedent

2014-Current Carryall 300/500/550/700, Transporter, Café Express



Latch Hardware

**1015277**

LATCH PLATE TILT BED CARRYALL

2014-Current Carryall 300/500/510/550/710

**1015391**

EXT. SPRING TILT LATCH

2014-Current Carryall 300/500/510/550/710, Transporter, Café Express





1015400

TILT LATCH HAND GRIP

2014-Current Carryall



1016078

LATCH PLATE SHIM

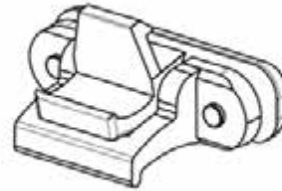
2014-Current Carryall 300/500/510/550/710



103182702

LATCH, PUSH CLOSE W/ KEY

2014-Current Carryall 300/500/510/550/700/710, Transporter, Café Express



105211201

CAFE, SLIDE DOOR LATCH

2014-Current Carryall 500/550, Café Express



Lockwashers



357

LOCKWASHER, 3/8 SPLIT

2014-Current Carryall 300/500/510/550/700/710, Transporter, Café Express



451

LOCKWASHER, 1/4 SPLIT

2004-Current Precedent

2014-Current Carryall 300/500/510/550/700/710, Transporter, Café Express



1016

LOCKWASHER, #10 SPLIT

2014-Current Carryall 300/500/550



7174

LOCKWASHER, 5/16 SPLIT

2004-2015 Precedent

2014-Current Carryall 300/500/510/550/700/710, Transporter, Café Express



**8058**

LOCKWASHER, #4 SPLIT

2004-2015 Precedent

2014-Current Carryall 300/500/510/550/700/710, Transporter, Café Express

**1011610**

LOCKWASHER, #8 SPLIT SS

2015-Current Precedent

2014-Current Carryall 300/500/510/550/700/710, Transporter, Café Express

**1013734**

M8 LOCKWASHER

2004-Current Precedent

2014-Current Carryall 300/500/510/550/700/710, Transporter, Café Express

**102355301**

LOCKWASHER, 3/8 SPLIT SS

2004-Current Precedent

2014-Current Carryall 300/500/550/700, Transporter, Café Express



Nuts

**7555**

1/2-20 STANDARD HEX NUT

2014-Current Carryall 500/510/550/710

**1308**

1/2-20 STANDARD HEX NUT

2014-Current Carryall 500/510/550/710

**102353301**

HEX NUT, LOCKING FLANGE, M14X2

2004-Current Precedent

**7840**

3/4-16 SLOTTED HEX NUT

2014-Current Carryall 300/500/510/550/700/710, Transporter, Café Express





102873401

5/16-18 HEAVY HEX NUT

2014-Current Carryall 500/510/550/700/710, Transporter



101963401

LOCK NUT, 5/16-18 HEX FLANGE

2004-Current Precedent

2014-Current Carryall 300/500/510/55/700/710, Transporter, Café Express



102618601

LOCK NUT FLANGE M8 X 1.25 NYLON

2014-Current Carryall 300/500/550, Transporter



1013061

LOCKNUT, #10-32 NYLON INSERT

2004-2015 Precedent

2014-Current Carryall 300/500/510/55/700/710, Transporter, Café Express



1012438

LOCKNUT, #10-24 NYLON INSERT

2014-Current Carryall 300/500/550



101835601

LOCKNUT, 1/4-20 HEX WHIZ

2015-Current Precedent

2014-Current Carryall 300/500/510/55/700/710, Transporter, Café Express



101932201

LOCKNUT, #6-32 NYLON

2014-Current Carryall 300/500/510/550/700/710, Transporter, Café Express



8717

LOCKNUT, 1/4-28 NYLON HEX

2004-2015 Precedent

2014-Current Carryall 300/500/510/55/700/710, Transporter, Café Express



8233

LOCKNUT, 1/4-20 NYLON INSERT

2004-2015 Precedent

2014-Current Carryall 300/500/510/550/700/710, Transporter, Café Express



8754

LOCKNUT, 3/8-16 HEX

2004-2015 Precedent

2014-Current Carryall 300/500/510/550/700/710, Transporter, Café Express



**1011280**

LOCKNUT, 5/16-18

2004-2008 Precedent

**1015072**

LOCKNUT, 5/16-18 NYLON INSERT

2014-Current Carryall 300/500/510/550/700/710, Transporter

**7473**

LOCKNUT, 5/16-18 NYLON HEX

2014-Current Carryall 300/500/510/550/700/710, Transporter, Café Express

**101887601**

LOCKNUT, M6-1.00 NYLON INSERT

2004-2015 Precedent

2014-Current Carryall 500/510/550/710

**1014555**

LOCKNUT, 7/16-14 NYLON HEX

2004-Current Precedent

2014-Current Carryall 300/500/510/550/700/710, Transporter, Café Express

**102242401**

NUT - NYLON INSERT W/CAP

2014-Current Carryall 300/500/550/700, Transporter

**102289201**

NUT - HEX LOCKING, M12 X 1.25

2004-Current Precedent

2014-Current Carryall 300/500/550/700, Transporter, Café Express

**102617201**

NUT FLG M10 X 1.5 MECH DEF

2015-Current Precedent

2014-Current Carryall 300/500/550/700, Transporter, Café Express

**102621501**

NUT FLG, M6 X 1.0 NYLON

2014-Current Precedent

2015-Current Carryall 300/500/510/550/700/710, Transporter, Café Express

**96704416**

NUT FLG, M8 X 1.25 WHIZLOC

2004-2015 Precedent





1017

NUT, #10-24 S.S. HEX MACHINE
2014-Current Carryall 300/500/550



105083801

NUT, #10-24 NYLON LOCK, BLK
2014-Current Carryall 300/500/510/550/700/710, Transporter, Café Express



8057

NUT, #4-40 HEX MACHINE
2004-2015 Precedent
2014-Current Carryall 300/500/510/550/700/710, Transporter, Café Express



7893

NUT, #10-32 HEX
2004-2015 Precedent
2014-Current Carryall 300/500/510/550/700/710, Transporter, Café Express



1028

NUT, 1/4-20 HEX
2014-Current Carryall 300/500/510/550/700/710, Transporter, Café Express



102766301

NUT, 1/2-20, CENTER LOCK
2014-Current Carryall 300/500/510/550/700/710, Transporter, Café Express



1011084

NUT, 1/4-28 HEX JAM
2014-Current Carryall 300/500/550/700, Transporter, Café Express



1014116

NUT, 1/4-20 SPEED
2014-Current Carryall 300/500/550/700, Transporter, Café Express



1010145

NUT, 3/8-24 HEX
2004-Current Precedent
2014-Current Carryall 300/500/510/550/700/710, Transporter, Café Express



7602

NUT, 3/8-24 UNF HEX THICK SLOT
2014-Current Carryall 300/500/510/550/700/710, Transporter, Café Express



**105194301**

NUT, 5/16-18, CONICAL WASHER

2014-Current Carryall 300/500/550/700, Transporter, Café Express

**1242**

NUT, 5/16-18 HEX

2004-Current Precedent

2014-Current Carryall 300/500/510/550/700/710, Transporter, Café Express

**1010521**

NUT, 5/16-24 HEX

2014-Current Carryall 300/500/510/550/700/710, Transporter, Café Express

**102594301**

NUT, 5/16-18, HEX ADJUSTING -L

2004-Current Precedent

**1013924**

NUT, 5/16-24 HEX HEAD CONE

2004-Current Precedent

2014-Current Carryall 300/500/510/550/700/710, Transporter, Café Express

**1017273**

NUT, 5/8-18 NYLON INSERT JAM

2014-Current Carryall 300/500/510/550/700/710, Transporter, Café Express

**105192901**

NUT, ACORN, M6, LOCK, SILVER

2014-Current Carryall 300/500/510/550/700/710, Transporter

**105190701**

NUT, FLANGED, #8-32, SERRATED

2014-Current Carryall 300/500/510/550/700/710, Transporter, Café Express

**1014304**

NUT, HEX 5/16-18 STAINLESS STEEL

2004-Current Precedent

2014-Current Carryall 300, 500, 550

**102670701**

NUT, FLG M10 X 1.5 NYLON

2014-Current Carryall 300/500/510/550/700/710, Transporter, Café Express





104027101

NUT, HEX, M22X1.5, THIN

2015-Current Precedent

2014-Current Carryall 300/500/550/700, Transporter, Café Express



103653501

NUT, JAM, M12-1.25, LEFT HANDED

2014-Current Carryall 300/500/550/700, Transporter, Café Express



102878201

NUT, LOCK, M12, WASHER, CONICAL

2004-Current Precedent



1015661

NUT, LOCK HEX FLANGED 1/4-20

2014-Current Carryall 300/500/550/700, Transporter, Café Express



1013042

NUT, M12-1.25, HEX

2011-Current Precedent

2014-Current Carryall 300/500/550/700, Transporter, Café Express



1011114

NUT, M6 X 1.0

2015-Current Precedent

2014-Current Carryall 300/500/550/700, Transporter, Café Express



101955101

NUT, M6 HEX

2014-Current Carryall 300/500/510/550/700/710, Transporter, Café Express



103200301

NUT, M6 X 1.0, METAL LOCK

2004-Current Precedent



96704176

NUT, M6 X 1.00 WHIZLOC

2014-Current Carryall 300/500/550/700, Transporter, Café Express



1012528

NUT, M8-1.25 HEX

2004-Current Precedent

2014-Current Carryall 300/500/510/550/700/710, Transporter, Café Express



**706**

NUT, HEX 3/8-16

2004-2015 Precedent

2014-Current Carryall 300/500/510/550/700/710, Transporter, Café Express

**1011571**

NUT, MACHINED, HEX 8-32

2015-Current Precedent

**102298401**

NUT, M8, ALL METAL LOCK

2004-Current Precedent

2014-Current Carryall 300/500/510/550/700/710, Transporter, Café Express

**102582401**

CAP NUT, M6, SP

2015-Current Precedent

2014-Current Carryall 300, 500, 550, 700, Transporter, Café Express

**105066401**

NUT, SELF THREAD, 5X10X15

2014-Current Carryall 300/500/510/550/700/710, Transporter, Café Express

**102296401**

NUT-M6X1.0 FLNG ALL MTL LOCK

2004-Current Precedent

**102541501**

NUT-M6X1.0 FL MTL LOCK, BLK

2014-Current Carryall 300/500/510/550/700/710, Transporter, Café Express

**105247101**

NUT, M5 X 0.8, FLANGE

2014-Current Carryall 510/710

**102951701**

PKG, TERMINAL HARDWARE, 3.7HP

2014-Current Carryall 500/550/700, Transporter



Pins



102323101

PIN, BOW TIE LOCKING

2014-Current Carryall 300/500/510/550/700/710, Transporter, Café Express



102292801

PIN, BOW TIE LOCKING - .072

2008-Current Precedent

2014-Current Carryall 300/500/510/550/700/710, Transporter, Café Express



1035

3/32 X 1.000 COTTER PIN

2014-Current Carryall 300/500/510/550/700/710, Transporter, Café Express



7910

PIN, 5/32 X 1.00 COTTER

2014-Current Carryall 300/500/510/550/700/710, Transporter, Café Express



1017029

COTTER PIN 7/64 X 1/2 SS

2014-Current Carryall 300/500/550/700, Transporter, Café Express



103989501

PIN, COTTER, 9/64 X 1.75"

2015-Current Precedent

2014-Current Carryall 300/500/550/700, Transporter, Café Express



1014413

PIN, HAIR SPRING COTTER

2004-2015 Precedent



1013591

PIN, 1/8 X 1/2 ROLL

2004-Current Precedent



**102519001**

PIN, 1/2 X 2-1/2 CLEVIS

2014-Current Carryall 300/500/510/550/700/710, Transporter, Café Express

**102323201**

PIN, 3/8 X 1-5/16 CLEVIS

2014-Current Carryall 300/500/510/550/700/710, Transporter, Café Express

**101082903**

CLEVIS PIN, 5/16 X 1

2014-Current Carryall 500/510/550/710

**1010829**

CLEVIS PIN, 5/16 X 3/4

2008-Current Precedent

2014-Current Carryall 300/500/510/550/700/710, Transporter, Café Express

**105130501**

PIN, LATCH, TAILGATE

2014-Current Carryall 300/500/510/550/700/710, Transporter



Plates

**1016060**

PLATE, LATCH SUPPORT

2014-Current Carryall 300/500/510/550/710, Transporter, Café Express

**105243301**

PLATE, SPACER, WHEEL

2014-Current Carryall 300/500/550



Plugs



102581201

PLUG, SQUARE - 25.4 MM

2014-Current Precedent

2014-Current Carryall 300/500/550/700



103198301

PLUG, HOLE, ROUND, 2.0 IN

2014-Current Carryall 300/500/550/700, Transporter



105092601

PLUG, SQUARE - 31.75MM

2014-Current Carryall 300/500/550/700, Transporter



Pushnuts



1010877

PUSHNUT, 3/8

2014-Current Carryall 300/500/550/700, Transporter, Café Express



1013876

PUSHNUT, 3/8

2014-Current Carryall 300/500/550/700, Transporter, Café Express



HARDWARE & FASTENERS

Rings

**1012605****RING, .579 INTERNAL RETAINING**

2014-Current Carryall 300/500/510/550/700/710, Transporter, Café Express

**1013589****RING, .338" INTERNAL RETAINING**

2004-Current Precedent

2014-Current Carryall 300/500/550/700, Transporter, Café Express

**1014056****SPIRAL BACK UP RING**

2004-Current Precedent

2014-Current Carryall 300/500/550/700, Transporter, Café Express

**1014057****7/8 RETAINING RING**

2004-Current Precedent

2014-Current Carryall 300/500/550/700, Transporter, Café Express

**1014080****RETAINING RING**

2004-Current Precedent

2014-Current Carryall 300/500/550/700, Transporter, Café Express

**1014214****RING, RETAINING**

2014-Current Carryall 300/500/510/550/700/710, Transporter, Café Express

**104021701****RETAINING RING HEX NUT M22**

2015-Current Precedent

2014-Current Carryall 300/500/550/700, Transporter, Café Express



Rivets



7973

RIVET, 3/16 X .400 BLIND

2014-Current Carryall 300/500/510/550/700/710, Transporter



1013357

RIVET, 5/32 ALUMINUM POP

2004-2008 Precedent

2014-Current Carryall 300/500/510/550/700/710, Transporter



1015392

RIVET, 3/16 POP

2014-Current Carryall 500, 550



1016967

BLIND RIVET, PUSH TYPE

2014-Current Carryall 500/510/550/700/710, Transporter



102047001

RIVET, 1/4 X .438 BLIND

2014-Current Carryall 500/510/550/710



102967901

RIVET, REMOVABLE, TUFLOK 1/4"

2004-Current Precedent



105093501

BLIND RIVET, PUSH, 3-10 PANEL

2014-Current Carryall 300/500/550/700, Transporter, Café Express



105291501

RIVET, PLASTIC TUFLOK, 8MM

2015-Current Precedent



HARDWARE & FASTENERS

Rods

**102301401**

ROD, PROP

2014-Current Carryall 500/510/550/710, Café Express

**102845204**

ROD, BATTERY HOLD DOWN 12"

2014-Current Carryall 500/510/550/700/710, Transporter



Seat Holder

**102059001**

SEAT HOLDER BASE

2014-Current Carryall 500/510/550/710

**102061101**

SEAT HOLDER CUP

2014-Current Carryall 500/510/550/710



Sleeves



102506301
SLEEVE - SHACKLE UPPER
2004-2013 Precedent



102506401
SLEEVE - SPRING EYE MOUNTS
2004-Current Precedent
2014-Current Carryall 300/500/510/550/700/710, Transporter, Café Express



Spacers



1010927
HILL BRAKE SPACER
2014-Current Carryall 300/500/550/700, Transporter, Café Express



1015608
TUBE SPACER SMALL HYDRAULIC CYLINDER CARRYALL
2014-Current Carryall 500/550



1017774
BODY SPACER
2014-Current Carryall 500/510/550/700/710, Café Express



101865301
STANDARD SPACER
2014-Current Carryall 500/550/700, Transporter, Café Express



HARDWARE & FASTENERS

**105036701**

SPACER, FRT FENDER, CARRYALL

2014-Current Carryall 300/500/510/550/700/710, Transporter, Café Express

**105094001**

SPACER, CANOPY SUPPORT, DASH

2014-Current Carryall 300/500/510/550/700/710, Transporter, Café Express



Springs

**1012566**

TAPERED COMPRESSION SPRING

2004-Current Precedent

2014-Current Carryall 300/500/510/550/700/710, Transporter, Café Express

**105038501**

SPRING, WAVE, GAS FNR SHIFTER

2015-Current Precedent

2014-Current Carryall 300/500/550/700, Transporter, Café Express

**101856201**

COMPRESSION SPRING

2004-2015 Precedent



Studs



101833101

STUD, M8-1.25 X 50MM 2-ENDED
2005-2015 Precedent



101833201

STUD, M8-1.25 X 60MM 2-ENDED
2004-2006 Precedent



Tie Wraps



8639

TIE WRAP, 11" NYLON
2008-2015 Precedent

2014-Current Carryall 300/500/510/550/700/710, Transporter, Café Express



8990

TIE WRAP, 8" NYLON
2008-2015 Precedent

2014-Current Carryall 300/500/550/700, Transporter, Café Express



Trailer Hitch

**104033601**

BALL, TRAILER HITCH, 50MM

2014-Current Carryall 300/500/510/550/700/710, Transporter

**1011546**

TRAILER HITCH BALL - 1 7/8"

2014-Current Carryall 300/500/510/550/700/710, Transporter



U-Bolts

**1012180**

U-BOLT

2004-Current Precedent

**1014902**

U-BOLT

2004-Current Precedent

2014-Current Carryall 300/500/510/550/700/710, Transporter, Café Express



U-Nuts



102296601

U-NUT, M6-1.0 PREV TORQUE
2004-Current Precedent



102297001

U-NUT, 1/4" TYPE AB
2008-Current Precedent



Washers



183

WASHER, #10 TYPE A FLAT

2004-Current Precedent
2014-Current Carryall 300/500/550/700, Transporter, Café Express



332

WASHER, 1/4 TYPE A NARROW FLAT

2004-Current Precedent
2014-Current Carryall 300/500/510/550/700/710, Transporter, Café Express



334

WASHER, 3/8 TYPE A FLAT

2004-Current Precedent
2014-Current Carryall 300/500/510/550/700/710, Transporter, Café Express



808

3/8 FLAT WASHER - TYPE B

2004-2015 Precedent
2014-Current Carryall 300/500/510/550/700/710, Transporter, Café Express



**1241**

WASHER, 5/16 TYPE A FLAT

2004-Current Precedent

2014-Current Carryall 300/500/510/550/700/710, Transporter, Café Express

**7591**

WASHER, # 6 FLAT TYPE A

2015 Precedent

2014-Current Carryall 300/500/550/700, Transporter, Café Express

**7820**

WASHER, LOCK TOOTH, INT. 5/16

2014-Current Carryall 300/500/510/550/700/710, Transporter, Café Express

**1010005**

WASHER, 3/4 FLAT TYPE A

2014-Current Carryall 300/500/510/550/700/710, Transporter, Café Express

**1011578**

5/16 FLAT WASHER-TYPE B

2014-Current Carryall 300/500/550

**1011697**

WASHER, 5/16 FLAT - SPECIAL

2004-2015 Precedent

2014-Current Carryall 300/500/550/700, Transporter, Café Express

**1011931**

WASHER, 1/4 FLAT

2014-Current Carryall 300/500/510/550/700/710, Transporter, Café Express

**1011990**

WASHER, 3/8 FLAT

2014-Current Carryall 300/500/510/550/700/710, Transporter, Café Express

**1012431**

WASHER, #4 FLAT

2004-Current Precedent

2014-Current Carryall 300/500/550/700, Transporter, Café Express

**1012571**

WASHER, 5/16 EXTRA THICK FLAT

2004-Current Precedent

2014-Current Carryall 300/500/510/550/700/710, Transporter, Café Express





1012604

WASHER, .675" ID X 1.19" OD ST

2014-Current Carryall 300/500/510/550/700/710, Transporter, Café Express



1014007

WASHER, 1/4 FLAT

2004-Current Precedent

2014-Current Carryall 300/500/510/550/700/710, Transporter, Café Express



1014065

WASHER, .38" ID DELRIN FLAT

2004-Current Precedent

2014-Current Carryall 300/500/550/700, Transporter, Café Express



1014727

WASHER, #4 NYLON FLAT

2004-Current Precedent



1015075

WASHER, 5/16 FLAT TYPE A

2004-2006 Precedent



1016201

WASHER, WAVE

2004-Current Precedent

2014-Current Carryall 300/500/550/700, Transporter, Café Express



96705199

WASHER

2014-Current Carryall 300/500/510/550/700/710, Transporter, Café Express



96741046

WASHER HARD, M10

2015-Current Precedent

2015-2015 Carryall 300/500/550/700, Transporter, Café Express



101946201

.250 EXT. TOOTH LOCK WASHER

2014-Current Carryall 300/500/550/700, Transporter, Café Express



102296301

WASHER, M6X18X1.6 FLAT

2015-Current Precedent

2014-Current Carryall 300/500/510/550/700/710, Transporter, Café Express



**102323501**

WASHER, FLAT, 3/8, BLACK FIN

2014-Current Carryall 300/500/510/550/700/710, Transporter, Café Express

**102491501**

WASHER HARD, M10

2008-Current Precedent

2014-Current Carryall 300/500/550/700, Transporter, Café Express

**102551901**

WASHER, 5/16, SELF COMPRESS, CUP

2004-Current Precedent

**102552001**

WASHER, 5/16, SELF COMPRESS, CONE

2004-Current Precedent

**102564002**

WASHER-1/2 CONICAL, YELLOW

2014-Current Carryall 300/500/510/550/700/710, Transporter, Café Express

**102617801**

WASHER HARD, M22

2015-Current Precedent

2014-Current Carryall 300/500/550/700, Transporter, Café Express

**102684501**

WASHER, M12 HARD REGULAR

2014-Current Carryall 300/500/510/550/700/710, Transporter, Café Express

**103196001**

WASHER, CONICAL SPRING, CANOPY

2004-Current Precedent

2014-Current Carryall 300/500/550/700, Transporter



Hardware & Fasteners General



105049301

COVER, WASHER, RHW SERIES

2014-Current Carryall 300/500/510/550/700/710, Transporter, Café Express



105049201

COVER, BOLT, RH SERIES

2014-Current Carryall 300/500/510/550/700/710, Transporter, Café Express



102060201

1/4 - 20 THREADED INSERT

2014-Current Carryall 500/510/550/710



1015597

FITTING, 1/4-28 THRD FRM GREAS

2014-Current Carryall 300/500/510/550/700/710, Transporter, Café Express



1010142

CUSHION, SHOCK ABSORBER

2004-Current Precedent

2014-Current Carryall 300/500/510/550/700/710, Transporter, Café Express



105006501

CAP, CORNER, FRAME

2014-Current Carryall 300/500/510/550/700/710, Transporter, Café Express



105149101

KIT, CLOSE OUT, PEDAL, UTILITY

2014-Current Carryall 300/500/510/550/700/710, Transporter, Café Express



105149201

ASM, BRUSH, PEDAL CLOSE OUT

2014-Current Carryall 300/500/510/550/700/710, Transporter, Café Express



**101900801**

HANGER, BRAKE CABLE

2014-Current Carryall 300/500/510/550/710

**102453101**

CIRCLIP, TRANSMISSION INPUT SHAFT

2004-2012 Precedent

**104003901**

TEE HANDLE, MAUSER

2014-Current Carryall 300/500/510/550/700/710

**103832901**

HINGE, SEAT BOTTOM

2011-Current Precedent

**105211501**

CAFE, DOOR LOCK

2014-Current Carryall 500/550, Café Express





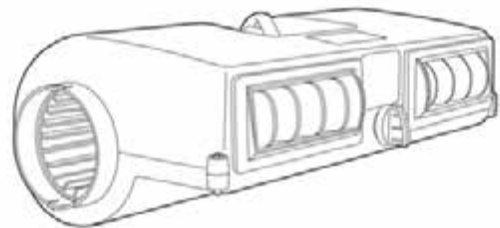
Heaters



105135802

KIT, DEFOGGER, HEATER

2014-Current Carryall 300/500/510/550/700/710, Transporter



AM1217501

PRECEDENT BREEZEASY BLOWER 24V KIT

2004-Current Precedent



105112601

SWITCH, BLOWER, 12VDC

2014-Current Carryall 300/500/510/550/700/710, Transporter



105112501

SWITCH, HEATER, 12VDC

2014-Current Carryall 300/500/510/550/700/710, Transporter





INTERIOR TRIM

Dash



AM1228001
KIT, DASH, 3 DOOR, BURL, PRECEDENT
2004-Current Precedent



AM1245301
PRECEDENT 2 DOOR DASH KIT - BURL
2004-Current Precedent



AM1245303
PRECEDENT 2 DOOR DASH KIT - ALUMINUM
2004-Current Precedent



AM1245302
PRECEDENT 2 DOOR DASH KIT - CARBON
2004-Current Precedent



**105034001**

DASH, CARRYALL

2014-Current Carryall 300, 500, 510, 550, 700, 710, Transporter

**AM10955**

DASH TRAY, PRECEDENT

2004-Current Precedent

**AM1211901**

KIT, BURL, COMFORTGRIP COVER

2004-Current Precedent

**103180101**

COVER, HOLE, SWITCH, ROCKER

2014-Current Carryall 300, 500, 510, 550, 700, 710, Transporter

**105034201**

DOOR, GLOVE BOX, CA

2014-Current Carryall 300, 500, 510, 550, 700, 710, Transporter, Café Express

**102536602**

I.P. - FUEL GAUGE

2004-Current Precedent

**102536601**

I.P. - HEADLIGHT

2004-Current Precedent

**102536603**

I.P. - BATTERY INDICATOR

2004-Current Precedent

**102536605**

I.P. - HEADLIGHT BATTERY INDICATOR

2004-Current Precedent

**102033701**

PARK BRAKE BOOT

2014-Current Carryall 500/510/550/710





105034101

PANEL, INSTRUMENT, ELECTRIC, CARRYALL

2014-Current Carryall 300, 500, 550, 700, Transporter



105034102

PANEL, INSTRUMENT, GAS, CARRYALL

2014-Current Carryall 300, 500, 550, 700, Transporter Café, Express



105034103

PANEL, INSTRUMENT, KOSO, CARRYALL

2014-Current Carryall 500,510, 550, 710



102572401

NUT, DIAGNOSTIC PORT, PRECEDENT

2004-Current Precedent

2014-Current Carryall 300, 500, 510, 550, 700, 710, Transporter



101851101

WASHER, KEY SWITCH

2004-Current Precedent

2014-Current Carryall 300, 500, 510, 550, 700, 710, Transporter, Café Express



Steering



103724504

STEERING WHEEL, SOFT SPL

2014-Current Carryall 300, 500, 510, 550, 700, 710, Transporter, Café Express



102278001

BOOT, STEERING COLUMN ROUND

2014-Current Carryall 300, 500, 550, 700, Transporter, Café Express



INTERIOR TRIM

**103724602**

COVER, STEERING WHEEL, GENERAL

2014-Current Carryall 300, 500, 510, 550, 700, 710, Transporter, Café Express

**103724901**

ASM, SCORECARD, CLIP

2004-Current Precedent

2014-Current Carryall 300, 500, 510, 550, 700, 710, Transporter, Café Express

**101615501**

SCORECARD PLATE STANDARD

2004-2011 Precedent

**AM1247401**

PRECEDENT CHROME STEERING COLUMN CVR

2004-Current Precedent

**102529201**

WIRE COVER-STEERING COLUMN

2015-Current Precedent



Interior Trim General

**105147101**

PLATE, COMPONENT, FRONT, NO OBC

2014-Current Carryall 700/900, Transporter





LIFT

Lift

**103951801**

ACTUATOR, BED LIFT, ELECTRIC

2014-Current Carryall 500/550/700, Café Express

**103538701**

EXTRUDED, BRACKET, HINGE, BED

2014-Current Carryall 500/510/550/700/710, Transporter, Café Express

**105193501**

WELDMENT, BED LIFT, MEDIUM

2014-Current Carryall 500/510/550/710, Café Express

**105131001**

WELDMENT, MOUNT, BED LIFT, CARRYALL

2014-Current Carryall 500/510/550/700/710, Café Express



**105197601**

ASM, JUMPER, BEDLIFT, CA500

2014-Current Carryall 500/510/550/710, Café Express

**105108901**

HARNESS, BEDLIFT, UTILITY

2014-Current Carryall 500/510/550/700/710, Café Express

**105170401**

KIT, BED LIFT, EC, LONG

2014-Current Carryall 700/710

**105170501**

KIT, BED LIFT, GAS, MEDIUM

2014-Current Carryall 500/550, Café Express

**105170301**

KIT, BED LIFT, EC, MEDIUM

2014-Current Carryall 500/510/550

**102882501**

SWITCH, ROCKER, UP / DOWN

2014-Current Carryall 500/510/550/700/710, Café Express

**105170601**

KIT, BED LIFT, GAS

2014-Current Carryall 500/550/700

**1016603**

BUSHING, LONG

2014-Current Carryall 500/510/550/70/710, Café Express





LIGHTS & HORNS

Lights



105073401

HEADLIGHT, ROUND, 4.5", UTILITY

2014-Current Carryall 300/500/510/550/700/710, Transporter, Café Express



105093701

HEADLIGHT, ROUND, 4.5", LED, UTILITY

2014-Current Carryall 300/500/510/550/700/710, Transporter, Café Express



105073501

HL, ROUND 5.5", UTILITY, HOMOLOGATED, RH

2014-Current Carryall 510/710



105073502

HEADLIGHT, ROUND 5.5", UTILITY, HOMOLOGATED, LH

2014-Current Carryall 510/710



LIGHTS & HORNS

**102544301**

HEADLIGHT ASM, PRECEDENT

2015-Current Precedent

**102894503**

LIGHT, TURN SIGNAL, ROUND 3", UTILITY

2014-Current Carryall 300/500/510/550/700/710, Transporter, Café Express

**103933902**

KIT, BUMPER W/LIGHT

2015-Current Precedent

**102535201**

FRONT TURN SIGNAL BULB

2015-Current Precedent

**105093801**

BULB, HALOGEN, 862

2014-Current Carryall 300/500/510/550/700/710, Transporter, Café Express

**102535101**

HEADLIGHT BULB, PRECEDENT

2015-Current Precedent



Lights - Tail

**102568101**

KIT-TAIL LIGHT UPGRADED, ELECTRIC PRECEDENT

2004-Current Precedent

**102568201**

KIT-TAIL LIGHT UPGRADED, GAS PRECEDENT

2004-Current Precedent





105165801

LAMP, STOP/TRN/TAIL, FOOTDECK

2014-Current Carryall 300/500/510/550/700/710, Transporter, Café Express



102529001

TAILLIGHT ASM, RH, PRECEDENT

2015-Current Precedent



103810801

TAILLIGHT, STOP/TL/TRN, E-MARK

2014-Current Carryall 510/710



102528901

TAILLIGHT ASM, LH, PRECEDENT

2015-Current Precedent



Lights - Kits



102567101

KIT-TURN SIGNAL CONV, E/G PRECEDENT

2004-Current Precedent



105122808

KIT, HORN/TAIL/TURN, CARRYALL

2014-Current Carryall 300/500/510/550/700/710, Transporter, Café Express



105155501

KIT, POST MOUNTED. STROBE, ELECTRIC

2014-Current Carryall 300/500/700, Transporter



103597101

KIT, BRAKE LIGHT SWITCH

2015-Current Precedent



LIGHTS & HORNS

**105155601**

KIT, POST MOUNTED. STROBE, GAS

2014-Current Carryall 300/500/550/700, Transporter

**105185101**

KIT, STROBE, CANOPY

2014-Current Carryall 300/500/700, Transporter

**105142502**

KIT, STD LIGHTS, PRECEDENT, HFC, CE

2015-Current Precedent

**105288401**

KIT, STROBE, ROOF MOUNTED, ECCO

2014-Current Carryall 300/500/550/700, Transporter

**102567301**

KIT-HEADLIGHT ONLY, ELECTRIC, PRECEDENT

2004-Current Precedent

**102567401**

KIT-HEADLIGHT ONLY, GAS, PRECEDENT

2004-Current Precedent

**102566901**

KIT-STD LIGHT, ELECTRIC, PRECEDENT

2004-Current Precedent

**AM122401**

KIT, RUNNING LIGHT, GAS, PRECEDENT

2004-Current Precedent

**102567001**

KIT-STD LIGHT, GAS, PRECEDENT

2004-Current Precedent

**AM122501**

KIT, RUNNING LIGHT, ELECTRIC, PRECEDENT

2004-Current Precedent



Lights - Strobes



1015156

LIGHT ASM, STROBE

2014-Current Carryall 300/500/700, Transporter



104002101

LIGHT, STROBE, AMBER

2014-Current Carryall 300/500/510/550/700/710



Lights - Harnesses



102528101

DC-DC CONVERT HARNESS, PRECEDENT

2015-Current Precedent



105108401

HARNESS, BREAK, PEDAL SWITCH UTILITY

2014-Current Carryall 300/500/510/550/700/710, Transporter, Café Express



105108301

HARNESS, TAIL LIGHT, UTILITY, LONG

2014-Current Carryall 300/500/510/550/700/710, Transporter, Café Express



105108201

HARNESS, TAIL LIGHT, UTILITY, SHORT

2014-Current Carryall 300/500/510/550/700/710, Transporter, Café Express



LIGHTS & HORNS

**102529101**

VOLTAGE LIMITER

2014-Current Carryall 300/500/700, TransporterCafé Exp

**102535301**

HEADLIGHT, HARNESS, PRECEDENT

2015-Current Precedent

**105088601**

HHCS, 3/8 - 16 X 3.25, BLACK

2014-Current Carryall 300/500/550/700, Transporter

**103245001**

JUMPER, TURN SIGNAL, CA/XRT/HU

2014-Current Carryall 300/500/510/550/700/710, Transporter, Café Express

**102527801**

IP LIGHTING HARNESS, ELEC

2015-Current Precedent

**103375901**

PRECEDENT LIGHT HARNESS RESTYLE

2015-Current Precedent

**105135201**

JUMPER, HILL BRAKE, SWITCH

2014-Current Carryall 300/500/510/550/700/710, Transporter, Café Express



Lights - Switches

**1015157**

COVER PLATE SWITCH - POLE CARRYALL

2014-Current Carryall 300/500/700, Transporter

**1013857**

LIGHT SWITCH KNOB

2015-Current Precedent





1015187

SWITCH ASM

2014-Current Carryall 300/500/700, Transporter



102051901

SWITCH, LIGHT

2015-Current Precedent



102517501

TURN SIGNAL ASM

2014-Current Carryall 300/500/510/550/700/710, Transporter, Café Express



Lights - General



101957101

BRACKET, BRAKE LIGHT SWITCH

2014-Current Carryall 300/500/510/550/700/710, Transporter, Café Express



1011825

HORN BRACKET

2014-Current Carryall 300/500/510/550/700/710, Transporter, Café Express



103923601

BUMPER, PRECEDENT FLEET, W/LIGHT

2015-Current Precedent



102546401

FLASHER UNIT, PRECEDENT

2014-Current Carryall 300/500/510/550/700/710, Transporter, Café Express



LIGHTS & HORNS

**105205301**

GROMMET - 1/8" GROOVE WIDTH

2014-Current Carryall 300/500/700, Transporter

**105036801**

REFLECTOR, DECAL, 3.20", AMBER

2014-Current Carryall 300/500/510/550/700/710, Transporter, Café Express

**105181301**

KIT, HARDWARE, WORK LIGHT

2014-Current Carryall 300/500/510/550/700/710



Horns

**103484301**

HORN, 12V, GROUND ISOLATED

2014-Current Carryall 300/500/510/550/700/710, Transporter, Café Express

**102535401**


HORN, PRECEDENT

2015-Current Precedent






English Language Owners Manuals




105062702
PRECEDENT - ENGLISH
 2013-Current Precedent




105062704
CARRYALL 500/550/700
 2013-Current Carryall 500/550/700




**105062705**


TRANSPORTER VEHICLE - ENGLISH
2013-Current Transporter

**105062712**

CAFE EXPRESS VEHICLE - ENGLISH
2013-Current Café Express

**105062713**


CARRYALL 510 LSV AND 710 LSV
2013-Current Carryall 510/710

**105062716**

CARRYALL 300
2013-Current Carryall 300



Foreign Language Owners Manual, Café Express, EFI



105160201

FLOM, CAFÉ EXPRESS, EFI - SPANISH EUROPEAN
2014-Current Café Express



105160206

FLOM, CAFÉ EXPRESS, EFI - DANISH
2014-Current Café Express



105160207

FLOM, CAFÉ EXPRESS, EFI - DUTCH
2014-Current Café Express



105160208

FLOM, CAFÉ EXPRESS, EFI - FINNISH
2014-Current Café Express



105160209

FLOM, CAFÉ EXPRESS, EFI - SWEDISH
2014-Current Café Express



105160202

FLOM, CAFÉ EXPRESS, EFI - FRENCH EUROPEAN
2014-Current Café Express



105160210

FLOM, CAFÉ EXPRESS, EFI - NORWEGIAN
2014-Current Café Express



105160203

FLOM, CAFÉ EXPRESS, EFI - GERMAN
2014-Current Café Express



105160211

FLOM, CAFÉ EXPRESS, EFI - JAPANESE
2014-Current Café Express



105160204

FLOM, CAFÉ EXPRESS, EFI - PORTUGUESE, EUROPEAN
2014-Current Café Express



105160212

FLOM, CAFÉ EXPRESS, EFI - KOREAN
2014-Current Café Express



105160205

FLOM, CAFÉ EXPRESS, EFI - ITALIAN
2014-Current Café Express



105160213

FLOM, CAFÉ EXPRESS, EFI - SPANISH , LATIN AMERICA
2014-Current Café Express



LITERATURE

105160214

FLOM, CAFÉ EXPRESS, EFI - PORTUGUESE, BRAZILIAN
2014-Current Café Express

**105160219**

FLOM, CAFÉ EXPRESS, EFI - FRENCH, CANADIAN
2014-Current Café Express

**105160215**

FLOM, CAFÉ EXPRESS, EFI - CHINESE, SIMPLIFIED
2014-Current Café Express

**105160240**

FLOM, CAFÉ EXPRESS, EFI - TURKISH
2014-Current Café Express

**105160216**

FLOM, CAFÉ EXPRESS, EFI - POLISH
2014-Current Café Express

**FLOM, Carryall 300 EFI/E****105159303**

FLOM, CARRYALL 300 EFI/E - GERMAN
2014-Current Carryall 300

**105159304**

FLOM, CARRYALL 300 EFI/E - PORTUGUESE, EUROPEAN
2014-Current Carryall 300

**105159305**

FLOM, CARRYALL 300 EFI/E - ITALIAN
2014-Current Carryall 300

**105159301**

FLOM, CARRYALL 300 EFI/E - SPANISH EUROPEAN
2014-Current Carryall 300

**105159306**

FLOM, CARRYALL 300 EFI/E - DANISH
2014-Current Carryall 300

**105159302**

FLOM, CARRYALL 300 EFI/E - FRENCH EUROPEAN
2014-Current Carryall 300

**105159307**

FLOM, CARRYALL 300 EFI/E - DUTCH
2014-Current Carryall 300



105159308

FLOM, CARRYALL 300 EFI/E - FINNISH
2014-Current Carryall 300

**105159313**

FLOM, CARRYALL 300 EFI/E - SPANISH , LATIN AMERICA
2014-Current Carryall 300

**105159309**

FLOM, CARRYALL 300 EFI/E - SWEDISH
2014-Current Carryall 300

**105159314**

FLOM, CARRYALL 300 EFI/E - PORTUGUESE, BRAZILIAN
2014-Current Carryall 300

**105159310**

FLOM, CARRYALL 300 EFI/E - NORWEGIAN
2014-Current Carryall 300

**105159315**

FLOM, CARRYALL 300 EFI/E - CHINESE, SIMPLIFIED
2014-Current Carryall 300

**105159311**

FLOM, CARRYALL 300 EFI/E - JAPANESE
2014-Current Carryall 300

**105159316**

FLOM, CARRYALL 300 EFI/E - POLISH
2014-Current Carryall 300

**105159312**

FLOM, CARRYALL 300 EFI/E - KOREAN
2014-Current Carryall 300

**105159319**

FLOM, CARRYALL 300 EFI/E - FRENCH, CANADIAN
2014-Current Carryall 300



Foreign Language Owners Manual, Carryall 500/700 EFI/E

**105159401**

FLOM, CARRYALL 500/700 EFI/E - SPANISH EUROPEAN
2014-Current Carryall 500/550/700

**105159402**

FLOM, CARRYALL 500/700 EFI/E - FRENCH EUROPEAN
2014-Current Carryall 500/550/700

**105159403**

FLOM, CARRYALL 500/700 EFI/E - GERMAN
2014-Current Carryall 500/550/700



LITERATURE

105159404

FLOM, CARRYALL 500/700 EFI/E - PORTUGUESE, EUROPEAN
2014-Current Carryall 500/550/700

**105159412**

FLOM, CARRYALL 500/700 EFI/E - KOREAN
2014-Current Carryall 500/550/700

**105159405**

FLOM, CARRYALL 500/700 EFI/E - ITALIAN
2014-Current Carryall 500/550/700

**105159413**

FLOM, CARRYALL 500/700 EFI/E - SPANISH , LATIN AMERICA
2014-Current Carryall 500/550/700

**105159406**

FLOM, CARRYALL 500/700 EFI/E - DANISH
2014-Current Carryall 500/550/700

**105159414**

FLOM, CARRYALL 500/700 EFI/E - PORTUGUESE, BRAZILIAN
2014-Current Carryall 500/550/700

**105159407**

FLOM, CARRYALL 500/700 EFI/E - DUTCH
2014-Current Carryall 500/550/700

**105159415**

FLOM, CARRYALL 500/700 EFI/E - CHINESE, SIMPLIFIED
2014-Current Carryall 500/550/700

**105159408**

FLOM, CARRYALL 500/700 EFI/E - FINNISH
2014-Current Carryall 500/550/700

**105159416**

FLOM, CARRYALL 500/700 EFI/E - POLISH
2014-Current Carryall 500/550/700

**105159409**

FLOM, CARRYALL 500/700 EFI/E - SWEDISH
2014-Current Carryall 500/550/700

**105159419**

FLOM, CARRYALL 500/700 EFI/E - FRENCH, CANADIAN
2014-Current Carryall 500/550/700

**105159410**

FLOM, CARRYALL 500/700 EFI/E - NORWEGIAN
2014-Current Carryall 500/550/700

**105159440**

FLOM, CARRYALL 500/700 EFI/E - TURKISH
2014-Current Carryall 500/550/700

**105159411**

FLOM, CARRYALL 500/700 EFI/E - JAPANESE
2014-Current Carryall 500/550/700



Foreign Language Owners Manual, Carryall 510/710 Homologated



105160301

FLOM, CARRYALL 510/710 HOMOLOGATED - SPANISH EUROPEAN
2014-Current Carryall 510/710



105160302

FLOM, CARRYALL 510/710 HOMOLOGATED - FRENCH EUROPEAN
2014-Current Carryall 510/710



105160303

FLOM, CARRYALL 510/710 HOMOLOGATED - GERMAN
2014-Current Carryall 510/710



105160304

FLOM, CARRYALL 510/710 HOMOLOGATED - PORTUGUESE, EUROPEAN
2014-Current Carryall 510/710



105160305

FLOM, CARRYALL 510/710 HOMOLOGATED - ITALIAN
2014-Current Carryall 510/710



105160306

FLOM, CARRYALL 510/710 HOMOLOGATED - DANISH
2014-Current Carryall 510/710



105160307

FLOM, CARRYALL 510/710 HOMOLOGATED - DUTCH
2014-Current Carryall 510/710



105160309

FLOM, CARRYALL 510/710 HOMOLOGATED - SWEDISH
2014-Current Carryall 510/710



105160310

FLOM, CARRYALL 510/710 HOMOLOGATED - NORWEGIAN
2014-Current Carryall 510/710




105160340

FLOM, CARRYALL 510/710 HOMOLOGATED - TURKISH
2014-Current Carryall 510/710



Foreign Language Owners Manual, Precedent



103897501

FLOM, PRECEDENT - SPANISH EUROPEAN
2013-Current Precedent



103897516

FLOM, PRECEDENT - POLISH
2013-Current Precedent



103897506

FLOM, PRECEDENT - DANISH
2013-Current Precedent



103897507

FLOM, PRECEDENT - DUTCH
2013-Current Precedent



103897508

FLOM, PRECEDENT - FINNISH
2013-Current Precedent



103897502

FLOM, PRECEDENT - FRENCH EUROPEAN
2013-Current Precedent



103897509

FLOM, PRECEDENT - SWEDISH
2013-Current Precedent



103897503

FLOM, PRECEDENT - GERMAN
2013-Current Precedent



103897510

FLOM, PRECEDENT - NORWEGIAN
2013-Current Precedent



103897504

FLOM, PRECEDENT - PORTUGUESE, EUROPEAN
2013-Current Precedent



103897511

FLOM, PRECEDENT - JAPANESE
2013-Current Precedent



103897505

FLOM, PRECEDENT - ITALIAN
2013-Current Precedent




103897512

FLOM, PRECEDENT - KOREAN
2013-Current Precedent



103897515FLOM, PRECEDENT - CHINESE, SIMPLIFIED
2013-Current Precedent**103897517**FLOM, PRECEDENT - CZECH
2013-Current Precedent

Foreign Language Owners Manual, Precedent with ERIC Charger

**105069305**FLOM, PRECEDENT WITH ERIC CHARGER - ITALIAN
2013-Current Precedent**105069306**FLOM, PRECEDENT WITH ERIC CHARGER - DANISH
2013-Current Precedent**105069307**FLOM, PRECEDENT WITH ERIC CHARGER - DUTCH
2013-Current Precedent**105069301**FLOM, PRECEDENT WITH ERIC CHARGER - SPANISH EUROPEAN
2013-Current Precedent**105069309**FLOM, PRECEDENT WITH ERIC CHARGER - SWEDISH
2013-Current Precedent**105069302**FLOM, PRECEDENT WITH ERIC CHARGER - FRENCH EUROPEAN
2013-Current Precedent**105069310**FLOM, PRECEDENT WITH ERIC CHARGER - NORWEGIAN
2013-Current Precedent**105069303**FLOM, PRECEDENT WITH ERIC CHARGER - GERMAN
2013-Current Precedent**105069311**FLOM, PRECEDENT WITH ERIC CHARGER - JAPANESE
2013-Current Precedent**105069304**FLOM, PRECEDENT WITH ERIC CHARGER - PORTUGUESE, EUROPEAN
2013-Current Precedent**105069312**FLOM, PRECEDENT WITH ERIC CHARGER - KOREAN
2013-Current Precedent

LITERATURE

105069313FLOM, PRECEDENT WITH ERIC CHARGER - SPANISH, LATIN AMERICAN
2013-Current Precedent**105069316**FLOM, PRECEDENT WITH ERIC CHARGER - POLISH
2013-Current Precedent**105069314**FLOM, PRECEDENT WITH ERIC CHARGER - PORTUGUESE, BRAZILIAN
2013-Current Precedent**105069319**FLOM, PRECEDENT WITH ERIC CHARGER - FRENCH, CANADIAN
2013-Current Precedent**105069315**FLOM, PRECEDENT WITH ERIC CHARGER - CHINESE, SIMPLIFIED
2013-Current Precedent**Foreign Language Owners Manual, Precedent Stretch/4Fun****105224713**FLOM, PRECEDENT STRETCH/4FUN - SPANISH, LATIN AMERICA
2012-Current Precedent 4Fun**105224714**FLOM, PRECEDENT STRETCH/4FUN - PORTUGUESE, BRAZILIAN
2012-Current Precedent 4Fun



Mirrors



AM10824
KIT, MIRROR 5 PANEL, PRECEDENT
2012-Current Precedent



105288801
KIT, MIRROR, 5 PANEL, CANOPY
2014-Current Carryall 300/500/550/700, Transporter



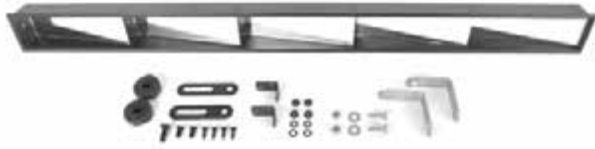
105289101
KIT, MIRROR 5 PANEL, PRECEDENT STRETCH
2012-Current Precedent



105289201
KIT, MIRROR, 5 PANEL CS CANOPY
2014-Current Carryall 300/500/550/700, Transporter



MIRRORS

**105289301**

KIT, MIRROR, 5 PANEL, CAB

2014-Current Carryall 300/500/550/700

**105291601**

MIRROR KIT-WINK/CAFE EXPRESS

2014-Current Café Express

**AM10830**

5" CONVEX MIRROR-BLACK

2004-Current Precedent

**AM10829**

5" CONVEX MIRROR-STAINLESS

2004-Current Precedent

**105128802**

ASSEMBLY, MIRROR, UTILITY RESTYLE, PASSENGER

2014-Current Carryall 300/500/510/550/700/710

**105098701**

KIT, CAB, MIRROR, INTERIOR

2014-Current Carryall 300/500/510/550/700/710

**105124201**

KIT, MIRROR, HB, RES, DRIVER SIDE

2014-Current Carryall 300/500/550/700, Transporter

**105124202**

KIT, MIRROR, HB, RES, PASSENGER SIDE

2014-Current Carryall 300/500/550/700, Transporter

**105098502**

CAB, MIRROR, RIGHT HAND KIT

2014-Current Carryall 300/500/550/700





MOTORS

Motors



103572501

MOTOR, 48V, 3.3 HP, IQ
 2004-Current Precedent
 2014-Current Carryall 300/500/550



103998701

KIT, SVC, LS MOTOR
 2014-Current Carryall 510/710



102775101

MOTOR, 48V, 3.7HP
 2014-Current Carryall 500/550/700, Transporter



103647101

MOTOR, AC, AIRCOOLED, LS
 2014-Current Carryall 500/510/550/710



Bearings

**1011290**

BALL BEARING

2004-2008 Precedent

**102186401**

BEARING, MOTOR 6205RS

2004-Current Precedent

2014-Current Carryall 300/500/550/700, Transporter

**102265701**

KIT, IQ BEARING AND MAGNET

2004-2008 Precedent



Brushes

**102938701**

ASM, BRUSH BOX, 3.7 HP

2014-Current Carryall 500/550/700, Transporter

**102186101**

BRUSH BOX ASM

2004-Current Precedent

2014-Current Carryall 300/500/550





102938801

KIT, BRUSH SPRING, 3.7 HP

2014-Current Carryall 500/550/700, Transporter



102186001

SPRING KIT, MOTOR BRUSH

2004-Current Precedent
2014-Current Carryall 300/500/550



102251901

BRUSH KIT, IQ MOTOR

2004-2007 Precedent



102186201

BRUSH KIT, MOTOR

2004-Current Precedent
2014-Current Carryall 300/500/550



102187101

HARDWARE KIT, MOTOR TERMINAL

2004-Current Precedent
2014-Current Carryall 300/500/550



102938601

KIT, BRUSH, 3.7 HP

2014-Current Carryall 500/550/700, Transporter



103325601

NON SKEW BRUSH SET

2004-2008 Precedent



1011411

KIT, BRUSH SPRING (GE MOTOR)

2004-2008 Precedent



Plugs

**101936801**

KIT, 2-PIN PLUG & WEDGE LOCK

2008-2011 Precedent

**101920101**

KIT, 3-PIN PLUG & WEDGE LOCK

2004-Current Precedent
2014-Current Carryall 300/500/550**101942301**

KIT, 3-PIN RECEPT & WEDGE LOCK

2004-Current Precedent
2014-Current Carryall 300/500/550/700, Transporter

Sensors

**102265601**

SPEED SENSOR ASM

2004-2008 Precedent

**102704901**

SPEED SENSOR SERVICE PACKAGE

2004-Current Precedent
2014-Current Carryall 300/500/550/700, Transporter

Motors General



102704801
 ARMATURE SERVICE ASM
 2004-Current Precedent
 2014-Current Carryall 300/500/550



102187001
 L-BRACKET, MOTOR
 2004-2009 Precedent



102235201
 BUMPER, DRIVE UNIT
 2004-Current Precedent
 2014-Current Carryall 300/500/510/550/700/710, Transporter



102938901
 KIT, BRUSH LEAD ASM, 3.7 HP
 2014-Current Carryall 500/550/700, Transporter



102265801
 MAGNET
 2004-2008 Precedent



103615001
 KIT, MOTOR TERMINAL ADAPTER
 2009 Precedent
 2014-Current Carryall 300/500/550



102939001
 COMMUTATOR END HEAD, 3.7 HP
 2014-Current Carryall 500/550/700, Transporter



102186701
 END CAP, MOTOR
 2004-Current Precedent
 2014-Current Carryall 300/500/550



**102939101**

SEALED HEADBAND, 3.7 HP

2014-Current Carryall 500/550/700, Transporter

**102938401**

ASM, FRAME AND FIELD, 3.7 HP

2015-Current Precedent

2014-Current Carryall 500/550/700, Transporter

**102939102**

VENTED HEADBAND, 3.7 HP

2014-Current Carryall 500/550/700, Transporter





REAR SEATS

Rear Seats

AM15003001
 FOLD DOWN COMPLETE BEIGE SEAT KIT
 2004-Current Precedent



AM15004001
 FOLD DOWN SEAT KIT FRAME ONLY
 2004-Current Precedent



AM15005001
 BLACK SEAT SET
 2004-Current Precedent



AM15005002
 WHITE SEAT SET
 2004-Current Precedent



AM15005003
 BEIGE SEAT SET
 2004-Current Precedent



REAR SEATS

AM1272101

PRECEDENT ELITE FLIP SEAT KIT
2004-Current Precedent

**AM1257201**

ELITE FLIP CUSHION SET - BEIGE
2004-Current Precedent

**AM1257202**

ELITE FLIP CUSHION SET - WHITE
2004-Current Precedent

**S20000001**

ELITE FLIP CUSHION SET - BLACK
2004-Current Precedent

**AM1272201**

ELITE FIXED SEAT KIT
2004-Current Precedent

**AM1257101**

ELITE FIXED CUSHION SET - BEIGE
2015-Current Precedent

**AM1257102**

ELITE FIXED CUSHION SET - WHITE
2015-Current Precedent

**SVP777503**

KIT, FOLD DOWN, TRANSPORTER
2014-Current Carryall 500/550, Transporter



Conversion Kits

102570905

KIT-4 PASSENGER, MONSOON XL, BEIGE
2011-Current Precedent



102570906

KIT-4 PASSENGER, MONSOON XL, WHITE
2011-Current Precedent



102570907

KIT-4 PASSENGER, MONSOON XL, GRAY
2011-Current Precedent



105287006

KIT-SEAT FRAME, FOLD DOWN, PRECEDENT
2013-Current Precedent



105287702

KIT-SEATS, FOLD DOWN, WHITE
2013-Current Precedent



105287701

KIT-SEATS, FOLD DOWN, BEIGE
2013-Current Precedent



105287703

KIT-SEATS, FOLD DOWN, GRAY
2013-Current Precedent



105287704

KIT-SEATS, FOLD DOWN, BLACK
2013-Current Precedent



Cushions

**105064124**

ASM, SEAT BACK, BEIGE, CA, SP

2014-Current Carryall 300/500/550/700/900, Transporter, Café Express

**SVP860101**

ASM, SEAT BACK, BIEGE, CA

2014-Current Carryall 300/500/550, Transporter

**SVP777402**

KIT, SEATS, FOLD DOWN, BEIGE

2014-Current Carryall 300/500/550, Transporter

**SVP777405**

KIT, SEATS, FOLD DOWN, WHITE

2014-Current Carryall 300/500/550, Transporter

**SVP777401**

KIT, SEATS, FOLD DOWN, BLACK

2014-Current Carryall 300/500/550, Transporter



Rear Seats General



AM15006001

ACCESSORY MOUNTING BAR - FITS AM15003001
2004-Current Precedent



AM15021001

STRUT, REAR CANOPY ELITE
2004-Current Precedent



SVP658401

ASM, D-RING, FOLDDOWN, CARRYALL
2014-Current Carryall 300, 500, 550, Transporter



SVP387901

SCREW FLATHEAD MACH 1/4-20X1.00 SS
2014-Current Carryall 300, 500, 550, Transporter



103653001

ANGLE, STRUT, TIE
2011-Current Precedent



102531001

HANDRAIL WELDMENT, REAR SEAT
2004-Current Precedent



102531402

FOOTDECK, 4 PASSENGER BLACK
2004-Current Precedent
2014-Current Carryall 300, 500, 550, Transporter



102531502

COVER- 4 PASS W/CANOPY
2011-Current Precedent



REAR SEATS

**102531601**

FLOORMAT, 4-PASSENGER REAR

2004-2012 Precedent

2014-Current Carryall 300, 500, 500, Transporter

**102572201**

CONNECTOR TUBE-HAND RAIL ASM

2004-2011 Precedent

**102574901**

SUPPORT-LH 4 PASSENGER SEAT

2004-2011 Precedent

**102574801**

SUPPORT-RH 4 PASSENGER SEAT

2004-2011 Precedent

**102575101**

RESTRAINT- RH 4-PASSENGER HIP

2004-2011 Precedent

**102575201**

RESTRAINT- LH 4-PASSENGER HIP

2004-2011 Precedent

**102584701**

WELDMENT, FOOTDECK-A, PRE 10-13

2004-Current Precedent

**102584801**

WELDMENT, FOOTDECK-B, PRE 10-13

2004-Current Precedent

**103866801**

WELDMENT, SUPPORT, 4 PASSION, DRIVER

2011-Current Precedent

**103866802**

WELDMENT, SUPPORT, 4 PASSION, PASSENGER RV

2011-Current Precedent





SERVICE SUPPLIES

Deionizer



104005901

CARTRIDGE, FLOWRITE DEIONIZER

2014-Current Precedent

2014-Current Carryall 300/500/510/550/700/710, Transporter



105166801

DEIONIZER, BATTERY, FLOWRITE

2015-Current Precedent

2014-Current Carryall 300/500/510/550/700/710, Transporter



105167001

FLOW INDICATOR, W/COUPLER, DEIONIZER

2015-Current Precedent

2014-Current Carryall 300/500/510/550/700/710, Transporter



105166901

HOSE, OUTLET, DEIONIZER

2015-Current Precedent

2014-Current Carryall 300/500/510/550/700/710, Transporter



SERVICE SUPPLIES

**105168501**

REGULATOR, PRESSURE, DEIONIZER

2015-Current Precedent

2014-Current Carryall 300/500/510/550/700/710, Transporter

**105168601**

STRAINER, IN-LINE, DEIONIZER

2015-Current Precedent

2014-Current Carryall 300/500/510/550/700/710, Transporter



Paint

**105117706**

PAINT, TOUCH-UP, BLACK

2014-Current Carryall 300/500/510/550/700/710/900, Transporter,
Café Express**105117708**

PAINT, TOUCH-UP, BRIGHT BLUE

2014-Current Carryall 300/500/510/550/700/710/900, Transporter,
Café Express**105117702**

PAINT, TOUCH-UP, CLASSIC BLUE

2014-Current Carryall 300/500/510/550/700/710, Transporter, Café Express

**105117705**

PAINT, TOUCH-UP, DARK GRAY

2014-Current Carryall 300/500/510/550/700/710/900, Transporter,
Café Express**105117703**

PAINT, TOUCH-UP, DARK GREEN

2014-Current Carryall 300/500/510/550/700/710, Transporter, Café Express

**105117710**

PAINT, TOUCH-UP, LIGHT GRAY

2014-Current Carryall 300/500/510/550/700/710/900, Transporter,
Café Express**105117704**

PAINT, TOUCH-UP, RED

2014-Current Carryall 300/500/510/550/700/710, Transporter, Café Express

**105117707**

PAINT, TOUCH-UP, TAN

2014-Current Carryall 300/500/510/550/700/710/900, Transporter,
Café Express**105117709**

PAINT, TOUCH-UP, TITN SILVER

2014-Current Carryall 300/500/510/550/700/710, Transporter, Café Express

**105117701**

PAINT, TOUCH-UP, WHITE

2014-Current Carryall 300/500/510/550/700/710/900, Transporter,
Café Express

Service Supplies General



AM1300101

DECAL FILTER LOG BLUE 100

2015 Precedent

2014-Current Carryall 300/500/510/550/700/710, Transporter



AM1300301

DECAL INSPECT LOG YELLOW 100

2015 Precedent

2014-Current Carryall 300/500/510/550/700/710, Transporter



AM1300001

DECAL FILTER LOG BLUE EA

2015 Precedent

2014-Current Carryall 300/500/510/550/700/710, Transporter



AM1300201

DECAL INSPECT LOW YELLOW EA

2015 Precedent

2014-Current Carryall 300/500/510/550/700/710, Transporter



101928701

SEALANT

2004-Current Precedent

2014-Current Carryall 300/500/510/550/700/710, Transporter





SPORTING & STORAGE ACCESSORIES

Guards

**104033701**

WELDMENT, ADAPTER, RANGE PICKER

2014-Current Carryall 300/500/700

**105100601**

KIT, HEAD BUMPER, HB RESTYLE

2014-Current Carryall 300/500/510/550/700/710, Transporter, Café Express

**105124001**

KIT, FENDER GUARD, HB RES

2014-Current Carryall 300/500/510/550/700/710, Transporter, Café Express

**105156301**

KIT, HEAD LIGHT GUARD, UTILITY RESTYLE

2014-Current Carryall 300/500/510/550/700/710, Transporter, Café Express



**105156701**

GUARD, HEAD LIGHT, UTILITY, LH

2014-Current Carryall 300/500/550/700/900, Transporter, Café Express

**105156702**

GUARD, HEAD LIGHT, UTILITY, RH

2014-Current Carryall 300/500/550/700/900, Transporter, Café Express

**103992402**

KIT DIFFERENTIAL GUARD ED65 40602

2014-Current Precedent

**101932902**

DIFFERENTIAL GUARD UNITIZED KIT

2004-Current Precedent

**101611402**

DIFFERENTIAL GUARD KIT

2004-Current Precedent

**AM1247801**

PRECEDENT REAR BLACK GUARD

2004-Current Precedent

**AM1247601**

PRECEDENT BLACK BRUSH GUARD

2004-Current Precedent

**AM1247501**

PRECEDENT POLISHED BRUSH GUARD

2004-Current Precedent

**AM1253102**

PRECEDENT MOD BLACK BRUSH GUARD

2004-Current Precedent



Nerf Bars

**AM1248001**

PRECEDENT BLACK NERF BAR

2004-Current Precedent

**AM1247901**

PRECEDENT CHROME NERF BAR

2004-Current Precedent


**AM1259001**

PRECEDENT SILL PLATE KIT

2004-Current Precedent



Storage Organizers

**101837401**

TOOLBOX FLATBED

2014-Current Carryall 300, 500, 510, 550, 700, 710, Transporter

**101837502**

TOOLBOX-BOX BED CARRYALL

2014-Current Carryall 300, 500, 510, 550, 700, 710, Transporter



**AM1248601**BASKET, CLAY, PRECEDENT
2004-Current Precedent**AM10896**GROCERY BAG FOR DS & PRECEDENT
2004-Current Precedent

Storage Organizers

**AM1253401**PRECEDENT BLACK ALUMINUM CARGO BOX
2004-Current Precedent**AM1248901**PRECEDENT DIAMOND PLATE BOX BED KIT
2004-Current Precedent



Starter Generators



103678502

ASM, S-G, BI-ROTATIONAL, KAWASAKI, SVC
2011-2015 Precedent



105190101

S-G, HIGH TORQUE, UTILITY, PS
2015-Current Precedent
2014-Current Carryall 300/500/550/700, Transporter, Café Express



105190102

S-G, BI-ROTATIONAL, UTILITY, KAWASAKI
2014-Current Carryall 300/500/550/700, Transporter



**1013003**

KEY, STARTER GENERATOR

2004-2009 Precedent

**1014289**

PULLEY, STARTER-GENERATOR

2004-Current Precedent

2014-Current Carryall 300/500/550/700, Transporter, Café Express

**101524001**

BRACKET, FE290 S-G MOUNTING

2004-2006 Precedent

**101524002**

BRACKET, FE350 S-G MOUNTING

2005-2015 Precedent

**101876402**

REAR BRACKET (CW)

2004-2009 Precedent

**1016883**

BRACKET, S-G -ADJUSTABLE

2004-2015 Precedent

**101875001**

RETAINER

2004-2009 Precedent

**102838801**

RETAINER, FRONT, S-G

2009-Current Precedent

2014-Current Carryall 300/500/550/700, Transporter, Café Express

3.79 x

**102844601**

HEAD, DRIVE END, S-G

2009-Current Precedent

2014-Current Carryall 300/500/550/700, Transporter, Café Express

**103347601**

HEAD, COMMUTATOR END, S-G

2009-Current Precedent

2014-Current Carryall 300/500/550/700, Transporter, Café Express





101875201
FIELD COIL HOUSING
2004-2009 Precedent



102844701
ASM, FRAME FIELD, S-G
2009-Current Precedent
2014-Current Carryall 300/500/550/700, Transporter, Café Express



101875301
POLE SET
2004-2009 Precedent



101875501
FIELD STATOR COIL ASSEMBLY
2004-2009 Precedent



101877701
NUT & WASHER SET
2004-2009 Precedent



101877601
NUT & WASHER SET
2004-2009 Precedent



101876001
SCREW & MOLD ASSEMBLY SET
2004-2009 Precedent



102841101
WASHER, WAVE, S-G
2009-Current Precedent
2014-Current Carryall 300/500/550/700, Transporter, Café Express



102839301
WASHER, LOCK M14X2, S-G
2009-Current Precedent
2014-Current Carryall 300/500/550/700, Transporter, Café Express



102838701
NUT, HEX, M14X2, S-G
2009-Current Precedent
2014-Current Carryall 300/500/550/700, Transporter, Café Express



STARTER GENERATORS

**103347701**

SET, FAST, CEH DEH, S-G

2009-Current Precedent

2014-Current Carryall 300/500/550/700, Transporter, Café Express

**101879001**

THROUGH BOLT SET

2004-2009 Precedent

**101939901**

SPACER

2004-2009 Precedent



Bearings

**1013001**

BEARING, OUTPUT SHAFT BALL

2004-2009 Precedent

**1013005**

BEARING, COMMUTATOR BALL

2004-2009 Precedent

**102838901**

BEARING, BALL, REAR, S-G

2009-Current Precedent

2014-Current Carryall 300/500/550/700, Transporter, Café Express

**102839001**

BEARING, BALL, FRONT, S-G

2009-Current Precedent

2014-Current Carryall 300/500/550/700, Transporter, Café Express



Brushes



101301102
BRUSH HOLDER ASSEMBLY (CW)
2004-2009 Precedent



102844401
ASM, BRUSH HOLDER, S-G
2009-2010 Precedent



103953301
KIT, BRUSH AND BRUSH HOLDER
2011-Current Precedent
2014-Current Carryall 300/500/550/700, Transporter, Café Express



101869302
BRUSH & SCREW SET CW
2004-2009 Precedent



103347301
SET, BRUSH TERM, S-G
2009-Current Precedent
2014-Current Carryall 300/500/550/700, Transporter, Café Express



101878101
BRUSH SPRING SET
2004-2009 Precedent



103347101
KIT, SPRING BRUSH, S-G
2009-Current Precedent
2014-Current Carryall 300/500/550/700, Transporter, Café Express



1017653
BRUSH PORT COVER W/ DRAIN
2004-2009 Precedent



**101876301**

COVER SET

2004-2009 Precedent

**103347901**

KIT, COVER, BRUSH INSPECTION, S-G

2009-Current Precedent

2014-Current Carryall 300/500/550/700, Transporter, Café Express





STEERING

Steering Wheels



103796701
KIT, HEX, STEERING WHEEL
2004-Current Precedent



103724501
STEERING WHEEL, HEX
2011-Current Precedent



103724503
STEERING WHEEL, SOFT HEX
2004-Current Precedent



STEERING

Bellows

**103826201**

BELLOW KIT, PRECEDENT STEERING-SONA

2011-Current Precedent

**1013035**

BELLOWS, LONG

2014-Current Carryall 300/500/550/700, Transporter, Café Express

**101880001**

BELLOWS, SHORT

2014-Current Carryall 300/500/550/700, Transporter, Café Express

**102565901**

BELLOWS, STEERING, PRECEDENT

2004-2011 Precedent



Brackets

**105243001**

BRACKET, STEERING STOP, DRIVER, CARRYALL

2014-Current Carryall 500/550/700, Transporter, Café Express

**105242801**

BRACKET, STEERING STOP, PASSENGER, CARRYALL

2014-Current Carryall 500/550/700, Transporter, Café Express



Bushings



8067

BUSHING, BRONZE SPINDLE

2014-Current Carryall 300/500/510/550/700/710, Transporter, Café Express



102956201

BUSHING, URETHANE, SHORT, PRECEDENT

2004-Current Precedent



Links



102565701

ASM, BALL JOINT, INNER, PRECEDENT

2004-2011 Precedent



1012467

DRAG LINK RACK & PINION

2015-Current CA500/550 CA510/710



102022601

END, TIE ROD M12 X 1.25 RH

2004-Current Precedent

2014-Current Carryall 300/500/550/700, Transporter, Café Express



102022602

END, TIE ROD, M12 X 1.25, LH

2004-Current Precedent

2014-Current Carryall 300/500/550/700, Transporter, Café Express



STEERING

**103826301**

INNER BALL JOINT KIT, PRECEDENT STEERING-SONA

2011-Current Precedent

**101880201**

INNER BALL JOINT ASM

2014-Current Carryall 300/500/550/700, Transporter, Café Express



Rack & Pinion

**103679701**

ASM, RACK & PINION, PRECEDENT

2011-Current Precedent

**103601501**

ASM, STEERING RACK AND PINION

2014-Current Carryall 300/500/550/700, Transporter, Café Express

**103233101**

RACK, STEERING, MODULAR

2014-Current Carryall 500/510/550/710

**102565201**

SEAL, DUST, STEERING PINION

2004-Current Precedent

**1013052**

SEAL, STEERING PINION DUST

2014-Current Carryall 300/500/550/700, Transporter, Café Express

**101879801**

RACK GUIDE PRESSURE SPRING

2014-Current Carryall 300/500/550/700, Transporter, Café Express





1013044

RACK SCREW LOCKNUT

2014-Current Carryall 300/500/550/700, Transporter, Café Express



Steering Column



103810201

KIT, PRECEDENT LOWER YOKE

2004-Current Precedent



103209501

ASM, STEERING COLUMN, LD

2004-2013 Precedent



103232101

ASM, STEERING COLUMN, SHORT

2015-Current CA500/550 CA510/710



103867901

STEERING JOINTS, LIFTED

2015-Current CA500/550



1017314

COLUMN, LIMO ALUMINUM STEERING

2014-Current Carryall 300/500/550/700, Transporter, Café Express



105049001

KIT, INNER STEERING COLUMN, PRECEDENT

2014-Current Precedent



101879701

SUPPORT YOKE

2014-Current Carryall 300/500/550/700, Transporter, Café Express



STEERING

**1017315**

SHAFT STEERING COLUMN

2014-Current Carryall 300/500/550/700, Transporter, Café Express

**1017313**

STEERING SHAFT ASSEMBLY

2014-Current Carryall 300/500/550/700, Transporter, Café Express

**1017317**

TUBE COVER STEERING COLUMN-LIMO

2014-Current Carryall 300/500/550/700, Transporter, Café Express

**1014217**

SPRING, STEERING SHAFT COMP.

2014-Current Carryall 300/500/510/550/700/710, Transporter, Café Express



General Steering Parts

**101879601**

STOP RING C - TYPE

2014-Current Carryall 300/500/550/700, Transporter, Café Express

**101879901**

C-TYPE STOP RING

2014-Current Carryall 300/500/550/700, Transporter, Café Express

**101879501**

STOP WASHER

2014-Current Carryall 300/500/550/700, Transporter, Café Express

**101880301**

WASHER, TAB

2014-Current Carryall 300/500/550/700, Transporter, Café Express





101880101

DUST SEAL RETAINING RING

2014-Current Carryall 300/500/550/700, Transporter, Café Express



1014213

BEARING ASSY, STEERING SHAFT

2014-Current Carryall 300/500/510/550/700/710, Transporter, Café Express



1011393

HUB BEARING PACKAGE

2014-Current Carryall 300/500/510/550/700/710, Transporter, Café Express



102566001

CLIP, STEERING, PREC

2004-Current Precedent



1014126

SEAT, PLASTIC BEARING

2014-Current Carryall 300/500/510/550/700/710, Transporter, Café Express

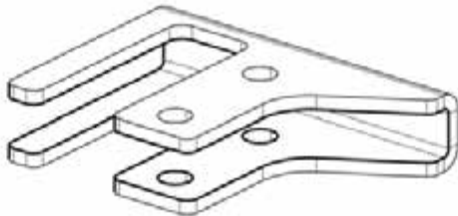


1013609

SOLENOID, 12 VOLT

2004-Current Precedent

2014-Current Carryall 300/500/510/550/700/710, Transporter, Café Express



105243002

BRACKET, STEERING STOP, DRV, LSV

2014-Current Carryall 510/710





SUSPENSION

Shocks - Front Suspension

**105106702**

SHOCK ABSORBER, FRONT, 3 BUMP ELE

2014-Current Carryall 500/550/700/710, Transporter, Café Express

**102588601**

SHOCK ABSORBER FRONT PRV SPD

2004-Current Precedent

**105106601**

SHOCK ABSORBER, FRONT, 1 BUMPER

2014-Current Carryall 500/550/700, Transporter



Shocks - Rear Suspension



1013164

SHOCK ABSORBER KIT

2009-Current Precedent

2014-Current Carryall 300/500/550



102706401

SHOCK ABSORBER REAR

2014-Current Carryall 300/500/550



102588501

SHOCK ABSORBER REAR PRV SPD

2004-Current Precedent



105106801

SHOCK ABSORBER, REAR, 2 BUMPER

2014-Current Carryall 500/510/550/700/710, Transporter, Café Express



102399001

SHOCK EXTENSION

2014-Current Carryall 500/550



Springs - Front Suspension



103628801

SPRING ASM, FRONT, 2 LEAF

2014-Current Carryall 500/550/70, Transporter, Café Express



103628901

SPRING ASM, FRONT, 3 LEAF

2014-Current Carryall 500/510/550/700/710, Transporter, Café Express



103628701

SPRING ASM, FRONT, 1 LEAF

2014-Current Carryall 300/500/550



Springs - Rear Suspension



105186002

ASM, SPRING 260LB NR LIGHT, RH

2014-Current Carryall 300/500/550



105186001

ASM, SPRING 260LB NR LIGHT, LH

2014-Current Carryall 300/500/550



**103742306**ASM-REAR LEAF SPRING, PRECEDENT 4P
2004-Current Precedent**103742301**ASM-REAR LEAF SPRING, PRECEDENT ELECTRIC
2004-Current Precedent**103742305**ASM-REAR LEAF SPRING, PRECEDENT GAS
2004-Current Precedent**103742304**ASM-REAR LEAF SPRING, PRECEDENT ELECTRIC
2004-Current Precedent**105186201**ASM, SPRING 600LB NR STANDARD, LH
2014-Current Carryall 500/510/550/700/710, Transporter, Café Express**105186202**ASM, SPRING 600LB NR STANDARD, RH
2014-Current Carryall 500/510/550/700/710, Transporter, Café Express**105186301**ASM, SPRING 600LB NR LIFTED LH
2014-Current Carryall 500/550**105186302**ASM, SPRING 600LB NR LIFTED, RH
2014-Current Carryall 500/550

Brackets - Front Suspension



102573101

BRACKET, 4-PASS LOWER SEAT
2004-Current Precedent



Brackets - Rear Suspension



103921601

BRACKET, SHOCK MOUNTING - DRIVER
2012-Current Precedent



103921602

BRACKET, SHOCK MOUNTING - PASSENGER
2012-Current Precedent



1012182

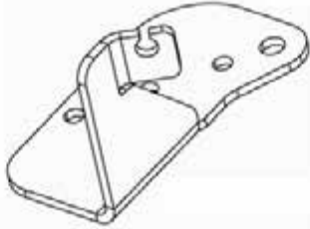
BRACKET, SHOCK MOUNTING - LH
2004-Current Precedent
2015-Current Carryall 300/500/550/700, Transporter, Café Express



1012181

BRACKET, SHOCK MOUNTING - RH
2004-Current Precedent
2014-Current Carryall 300/500/550/700, Transporter, Café Express



**103965001**BRACKET, SHACKLE, REAR
2014-Current Precedent**103524601**BRACKET, SHOCK MOUNT RH, IC
2014-Current Carryall 510/710**103524701**BRACKET, SHOCK MOUNT LH, IC
2014-Current Carryall 510/710

Bushings

**102288201**BUSHING - FLANGED
2004-Current Precedent**1016346**BUSHING, URETHANE
2014-Current Carryall 300/500/510/550/700, Transporter, Café Express**101558302**BUSHING, URETHANE, SOFT
2015-Current Precedent
2014-Current Carryall 300/500/510/550/700, Transporter, Café Express**102289901**KIT, SUSPENSION, BUSHING JOINTS
2004-Current Precedent



102506601
 BUSHING - URETHANE
 2004-2013 Precedent



103388501
 ASM, 3 PIECE A-ARM, BUSHINGS
 2004-Current Precedent



Shackles - Rear Suspension



105068902
 SHACKLE, 6", COM, MACHINED
 2014-Current Carryall 500/510/550/700/710, Transporter, Café Express



102506201
 SHACKLE - REAR
 2004-2013 Precedent



103964901
 SPACER, RAIL, SHACKLE
 2014-Current Precedent



Spindles - Front Suspension

**103717302**

ASM, SPINDLE, LH, 4WB, SP

2014-Current Carryall 500/550/700, Transporter, Café Express

**103717402**

ASM, SPINDLE, RH, 4WB, SP

2014-Current Carryall 500/550/700, Transporter, Café Express

**103638701**

ASM, SPINDLE-BUSHINGS, LH

2009-Current Precedent

**103638702**

ASM, SPINDLE-BUSHINGS, RH

2009-Current Precedent

**103824201**

ASM, SPINDLE, DRUM, RH

2014-Current Carryall 500/510/550/710

**103824101**

ASM, SPINDLE, DRUM, LH

2014-Current Carryall 500/510/550/710



General - Front Suspension



102287701
SLEEVE - ROLLED, INNER
2004-Current Precedent



102287601
SLEEVE - ROLLED, OUTER
2004-Current Precedent



1016350
SEAL, DOUBLE LIP
2014-Current Carryall 300/500/510/550/700, Transporter, Café Express



102287101
ASSEMBLY - FRONT STRUCTURE
2004-Current Precedent



102289801
CLAMP - LEAF SPRING
2004-Current Precedent



105083301
PLATE, SPRING MOUNT, RESTYLE
2014-Current Carryall 300/500/510/550/700, Transporter, Café Express



1016386
ASM, DELTA KINGPIN
2014-Current Carryall 300/500/510/550/700, Transporter, Café Express



103638601
ASM, KING PIN, M12
2009-Current Precedent



**1016384**

DELTA UPPER CLEVIS

2014-Current Carryall 300/500/510/550/700, Transporter, Café Express

**102289701**

UPPER CLEVIS ASSEMBLY - LH

2004-Current Precedent

**102289601**

UPPER CLEVIS ASSEMBLY - RH

2004-Current Precedent

**103264802**

WELDMNT, SHOCK & RACK MOUNT, LSV

2014-Current Carryall 500/510/550/710

**1013135**

SEAL, DOUBLE LIP

2014-Current Carryall 300/500/510/550/700, Transporter, Café Express

**1010150**

BEARING, THRUST

2014-Current Carryall 300/500/510/550/700, Transporter, Café Express

**102288401**

WAVE WASHER - KINGPIN

2004-Current Precedent

**1016389**

KINGPIN WAVE WASHER

2014-Current Carryall 300/500/510/550/700, Transporter, Café Express

**1016353**

DELTA A PLATE SUB ASM

2014-Current Carryall 300/500/510/550/700, Transporter, Café Express

**103653401**

LINK, DRAG, MALE THD

2014-Current Carryall 500/550/700, Transporter, Café Express





103354701

ROD, TIE, MALE THD

2014-Current Carryall 500/550/700, Transporter, Café Express



1011887

DUST COVER

2014-Current Carryall 300/500/510/550/700, Transporter, Café Express



1011930

SEAL, VERTICAL SOCKET DUST

2014-Current Carryall 500/510/550/710



General - Rear Suspension



1014276

PLATE, FRONT SPRING RETAINER

2014-Current Carryall 300/500/510/550/700/710, Transporter, Café Express



103982201

PLATE, ENGINE/AXLE MOUNTING

2015-Current Precedent

2014-Current Carryall 300/500/550/700/900, Transporter, Café Express



1014573

SPRING RETAINER

2014-Current Carryall 300/500/510/550/700/710, Transporter, Café Express



1017266

A-PLATE STRAP

2014-Current Carryall 300/500/510/550/700/710, Transporter, Café Express



**101454602**

BUMPER MOUNT 2" DIA - GAS
2014-Current Carryall 300/500/550

**102534801**

JOUNCE BUMPER BRACKET
2004-Current Precedent

**1016349**

SLEEVE, DELTA INNER
2014-Current Carryall 300/500/510/550/700/710, Transporter, Café Express

**1014901**

SPACER - OVERLOAD BUMPER
2014-Current Carryall 300/500/550

**1017235**

BUMPER, JOUNCE
2004-Current Precedent
2014-Current Carryall 300/500/550

**1011415**

SHOCK ABSORBER CUSHION KIT
2004-Current Precedent
2014-Current Carryall 300/500/510/550/700/710, Transporter, Café Express





UPHOLSTERY/SEAT COVERS

Seat Backs - Carryall



105064121

ASM, SEATBACK, WHITE, CARRYALL

2014-Current Carryall 300/500/550/700, Transporter, Café Express



105064122

ASM, SEATBACK, BLACK, CARRYALL

2014-Current Carryall 300/500/550/700, Transporter, Café Express



105064123

ASM, SEATBACK, GRAY, CARRYALL

2014-Current Carryall 300/500/550/700, Transporter, Café Express



Seat Back - Precedent

**103853121**SERVICE, BEIGE, SEAT BACK ASM
2004-Current Precedent**103853122**SERVICE, WHITE, SEAT BACK ASM
2004-Current Precedent**103853124**SERVICE, GRAY, SEAT BACK ASM
2004-Current Precedent**103853125**SERVICE, BLACK, SEAT BACK ASM
2011-Current Precedent**105223421**ASM, PREMIUM SEAT BACK, LIGHT BEIGE
2015-Current Precedent**105223422**ASM, PREMIUM SEAT BACK, CAMELLO
2015-Current Precedent**105223404**ASM, PREMIUM SEAT BACK, CAMELLO/LIGHT BEIGE
2015-Current Precedent**105223405**ASM, PREMIUM SEAT BACK, CAMELLO/OFF WHITE
2015-Current Precedent



105223406

ASM, PREMIUM SEAT BACK, LIGHT BEIGE/OFF WHITE
2015-Current Precedent



105223407

ASM, PREMIUM SEAT BACK, BLACK
2015-Current Precedent



105223408

ASM, PREMIUM SEAT BACK, BLACK/GRAY
2015-Current Precedent



Seat Bottoms - Carryall



105064521

ASM, SEAT BOTTOM, WHITE, CARRYALL
2014-Current Carryall 300/500/550/700, Transporter, Café Express



105064523

ASM, SEAT BOTTOM, GRAY, CARRYALL
2014-Current Carryall 300/500/550/700, Transporter, Café Express



105064522

ASM, SEAT BOTTOM, BLACK, CARRYALL
2014-Current Carryall 300/500/550/700, Transporter, Café Express



UPHOLSTERY/SEAT COVERS

Seat Bottoms - Precedent

**104023421**SERVICE, ASM, BEIGE, SEAT BOTTOM
2014-Current Precedent**104023422**SERVICE, ASM, WHITE, SEAT BOTTOM
2014-Current Precedent**104023424**SERVICE, ASM, GRAY, SEAT BOTTOM
2014-Current Precedent**104023425**SERVICE, ASM, BLACK, SEAT BOTTOM
2014-Current Precedent**105101221**SERVICE, BEIGE, 4 PASSENGER REAR BOTTOM
2014-Current Precedent**105101222**SERVICE, WHITE, 4 PASSENGER REAR BOTTOM
2014-Current Precedent**105101224**SERVICE, GRAY, 4 PASSENGER REAR BOTTOM
2014-Current Precedent**105101225**SERVICE, BLACK, 4 PASSENGER REAR BOTTOM
2014-Current Precedent



105223322

ASM, PREMIUM SEAT BOTTOM, CAMELLO
2015-Current Precedent



105223321

ASM, PREMIUM SEAT BOTTOM, LIGHT BEIGE
2015-Current Precedent



105223304

ASM, PREMIUM SEAT BOTTOM, CAMELLO/LIGHT BEIGE
2015-Current Precedent



105223305

ASM, PREMIUM SEAT BOTTOM, CAMELLO/OFF WHITE
2015-Current Precedent



105223306

ASM, PREMIUM SEAT BOTTOM, BEIGE/OFF WHITE
2015-Current Precedent



105223307

ASM, PREMIUM SEAT BOTTOM, BLACK
2015-Current Precedent



105223308

ASM, PREMIUM SEAT BOTTOM, BLACK/GRAY
2015-Current Precedent



Seat Bucket - Carryall**103267001**

SEAT, BUCKET, GRAY

2014-Current Carryall 500/510/550/710





VAN BOX/CAFÉ EXPRESS

Ambulance



SVP106502

STRETCHER, AMBULANCE
2014-Current Carryall 300, Transporter



SVP482101

KIT BUCKET SEAT GRAY CAT AMBULANCE
2014-Current Transporter



SVP482201

KIT, BUCKET SEAT, AMBULANCE, TP, BLACK
2014-Current Transporter



SVP482301

KIT, BUCKET SEAT, AMBULANCE, TP, WHITE
2014-Current Transporter



SVP707203

KIT, ATTENDANT SEAT TP AMBULANCE
2014-Current Transporter

**SVP707403**

KIT, RAILS, TP AMBULANCE
2014-Current Transporter

**SVP715802**

KIT, BRACES, AMBULANCE, CARRYALL 300, BLACK
2014-Current Carryall 300

**SVP718501**

ENCLOSURE, WHITE, AMBULANCE, TP
2014-Current Transporter

**SVP719801**

ENCLOSURE, WHITE, AMBULANCE, CARRYALL 300
2014-Current Carryall 300

**SVP722402**

KIT, RAILS, AMBULANCE, CARRYALL 300
2014-Current Carryall 300

**SVP723201**

KIT, SEAT, WHITE, CARRYALL 300 AMBULANCE
2014-Current Carryall 300

**SVP723202**

KIT, SEAT, GRAY, CARRYALL 300 AMBULANCE
2014-Current Carryall 300

**SVP723203**

KIT, SEAT, BLACK, CARRYALL 300 AMBULANCE
2014-Current Carryall 300

**SVP718002**

KIT, BRACE, CANOPY, AMBULANCE, TP BK
2015-Current Transporter

**Café Express****AM11242**

REFRESHMENT CENTER - GRAY CARRYALL 2
2014-Current Carryall 500/550

**SVP296501**

CASH DRAWER CAFA FD 40602
2014-Current Café Express



SVP815201

PRC GREY MOD
2014-Current Carryall 500/550



102428501

CAFE EXPRESS HUMIDOR FD
2014-Current Café Express



105104205

CAFE EXPRESS CANOPY LINEN TW
2014-Current Café Express



105104401

CAFE EXPRESS LIQUOR BAR
2014-Current Café Express



105104601

CAFE EXPRESS ADJUST SHELF LARGE
2014-Current Café Express



105104603

CAFE EXPRESS ADJUST SHELF SMALL
2014-Current Café Express



105142701

BRACKET, SIDE SUPPORT, CAFE EXPRESS
2014-Current Café Express



105210701

CAFE, BIN, SLIDE DOOR, TRK
204-Current Café Express



105210802

CAFE, CAN BIN, SLIDE DOOR, LH
2014-Current Carryall 500/550, Café Express



105211301

CAFE, UP CAB, SLIDE DOOR, RH
2014-Current Carryall 500/550, Café Express



102195101

FOOD WARMER (DOMESTIC)
2014-Current Café Express



105104301

CAFE EXPRESS AIR POT IS
2014-Current Café Express



105104501

CAFE EXPRESS CUP HOLDER
2014-Current Café Express



105104602

CAFE EXPRESS ADJUST SHELF MEDIUM
2014-Current Carryall 500/550, Café Express



105104901

CAFE EXPRESS UPPER CABINET ASM
2014-Current Carryall 500/550, Café Express



105210601

CAFE, CLEAN ICE, SLIDE DOOR
2015-Current Café Express



105210801

CAFE, CAN BIN, SLIDE DOOR, RH
2014-Current Carryall 500/550, Café Express



105210901

CAFE, KEYS
2014-Current Carryall 500/550, Café Express



105211401

CAFE, UP CAB, SLIDE DOOR, LH
2014-Current Carryall 500/550, Café Express



105211601

CAFE, COFFEE DOOR, RH
2014-Current Café Express

**105211701**

CAFE, COFFEE DOOR, LH
2014-Current Café Express

**105211801**

CAFE, TRASH CAN
2014-Current Café Express

**105211901**

CAFE, TRASH DRAWER
2014-Current Carryall 500/550, Café Express

**105212101**

KIT, CAFE, UP CAB, DOOR TRACK
2014-Current Café Express

**105212201**

CAFE, AIR POT, HOT COLD
2014-Current Café Express

**105212301**

CAFE, PLASTIC CROCKS
2014-Current Café Express

**105212401**

KIT, CAFE, REAR BUMPER
2014-Current Café Express

**105212501**

CAFE, PLASTIC CLOSE OUT
2014-Current Café Express

**105212701**

CAFE, TRAY, CROCKS
2014-Current Café Express

**105212601**

CAFE, TRAY, AIR POT
2014-Current Café Express

**Racks****SVP721101**

KIT, LADDER RACK, CARRYALL 300
2014-Current Carryall 300

**SVP721201**

KIT, LADDER RACK, CARRYALL 500
2014-Current Carryall 500/510/550/710

**SVP721301**

KIT, LADDER RACK, CARRYALL 700
2014-Current Carryall 510/700/710



Van Box

**105158701**

KIT, VAN BOX, 500 WHITE
2014-Current Carryall 500/550

**105158601**

KIT, VAN BOX, SHRT, WHITE
2014-Current Carryall 300, Transporter

**105158602**

KIT, VAN BOX, SHRT, GRAY
2014-Current Carryall 300, Transporter

**105158603**

KIT, VAN BOX, SHRT, METALIC AL
2014-Current Carryall 300, Transporter

**105158702**

KIT, VAN BOX, 500 GRAY
2014-Current Carryall 500/550

**105158704**

KIT VAN BOX, 510, WHITE
2014-Current Carryall 510/710

**105158705**

KIT VAN BOX, 510, GRAY
2014-Current Carryall 510/710

**105158801**

KIT, VAN BOX, 700 WHITE
2014-Current Carryall 500/550/710

**105158802**

KIT, VAN BOX, 700 GRAY
2014-Current Carryall 500/550/710

**105158804**

KIT VAN BOX, 710, WHITE
2014-Current Carryall 500/510/550/710

**105158805**

KIT VAN BOX, 710, GRAY
2014-Current Carryall 500/510/550/710

**105212001**

KIT, CAFE, TRASH DRAWER, SLIDE
2014-Current Carryall 500/550, Café Express

**105237901**

PANEL FT, VAN, WHITE
2014-Current Carryall 700



105238001

ASM, REAR TUBING, VAN
2014-Current Carryall 500/510/550/710

**105238101**

ASM, FRONT TUBING, VAN
2014-Current Carryall 500/550/700

**105238201**

ASM, WINDOW, DOOR, VAN
2014-Current Carryall 500/550

**105238301**

ASM, WINDOW, FRONT PANEL, VAN
2014-Current Carryall 500/550/700

**105238701**

TUBING, 500, VAN
2014-Current Carryall 500/550

**105238801**

PANEL LH, 500, VAN, WHITE
2014-Current Carryall 500/550

**105238802**

PANEL LH, 500, VAN, GRAY
2014-Current Carryall 500/550

**105238901**

PANEL RH, 500, VAN, WHITE
2014-Current Carryall 500/550

**105238902**

PANEL RH, 500, VAN, GRAY
2014-Current Carryall 500/550

**105239001**

PANEL ATTIC, 500, VAN, WHITE
2014-Current Carryall 500/550

**105239002**

PANEL ATTIC, 500, VAN, GRAY
2014-Current Carryall 500/550

**105239101**

BUMPERS FRONT, VAN
2014-Current Carryall 500/510/550/700/710

**105239201**

BUMPERS REAR, VAN
2014-Current Carryall 500/550/700

**105239301**

ROOF 500, VAN, WHITE
2014-Current Carryall 500/550

**105239401**

HARDWARE, 500, VAN
2014-Current Carryall 500/550

**105239601**

TUBING, 700, VAN
2014-Current Carryall 700

**105239701**

PANEL LH, 700, VAN, WHITE
2014-Current Carryall 700

**105239702**

PANEL LH, 700, VAN, GRAY
2014-Current Carryall 700

**105239801**

PANEL LH W/DR, 700, VAN, WHITE
2014-Current Carryall 700



105239802

PANEL LH W/DR, 700, VAN, GRAY
2014-Current Carryall 700

**105239901**

PANEL RH, 700, VAN, WHITE
2014-Current Carryall 700

**105239902**

PANEL RH, 700, VAN, GRAY
2014-Current Carryall 700

**105240201**

ROOF 700, VAN, WHITE
2014-Current Carryall 700

**105240202**

ROOF 700, VAN, WHITE, CHIMSL
2015-Current Precedent
2014-Current Carryall 500/510/550/710

**105241001**

PANEL FT W WINDOW, VAN, WHITE
2014-Current Carryall 500/550/700

**105241002**

PANEL FT W WINDOW, VAN, GRAY
2014-Current Carryall 500/550/700

**105241101**

PANEL RR W WINDOW, VAN, WHITE
2014-Current Carryall 500/550/700

**105241102**

PANEL RR W WINDOW, VAN, GRAY
2014-Current Carryall 500/550/700

**105241201**

WINDOW SEAL, DOOR, VAN
2014-Current Carryall 500/550

**105241301**

WINDOW GLASS, DOOR, VAN
2014-Current Carryall 500/550

**105241401**

WINDOW SEAL, FRONT PANEL, VAN
2014-Current Carryall 500/510/550/700/710

**105241501**

WINDOW GLASS, FRONT PANEL, VAN
2014-Current Carryall 500/550/700

**105241601**

DOOR, W WINDOW, LH, VAN, WHITE
2014-Current Carryall 500/550/700

**105241602**

DOOR, W WINDOW, LH, VAN, GRAY
2014-Current Carryall 500/550/700

**105241702**

DOOR, W WINDOW, RH, VAN, GRAY
2014-Current Carryall 500/550/700

**105241701**

DOOR, W WINDOW, RH, VAN, WHITE
2014-Current Carryall 500/550/700

**105241801**

PNL LH, DOOR, 700, VAN, WHITE
2014-Current Carryall 700

**105241802**

PNL LH, DOOR, 700, VAN, GRAY
2014-Current Carryall 700

**105244101**

PANEL ATTIC, 700, VAN, WHITE
2014-Current Carryall 700



105244102PANEL ATTIC, 700, VAN, GRAY
2014-Current Carryall 700



Versattach Kits



105160401

CLAMP, BED, UNIVERSAL, PAIR

2014-Current Carryall 300/500/510/550/700/710, Transporter



105160501

KIT, HOLDER, BUCKET

2014-Current Carryall 300/500/510/550/700/710, Transporter



105160801

KIT, TOOL RACK

2014-Current Carryall 300/500/510/550/700/710, Transporter



105160901

KIT, TIE DOWN

2014-Current Carryall 300/500/510/550/700/710, Transporter



**105161001****KIT, RATCHETING GRIP 40602**

2014-Current Carryall 300/500/510/550/700/710, Transporter

**105161101****KIT STATIC GRIP 40602**

2014-Current Carryall 300/500/510/550/700/710, Transporter

**105161201****KIT, BED DIVIDER/EXTENSION**

2014-Current Carryall 300, 500, 510, 550, 700, 710, Transporter

**105161301****KIT, BED DIVIDER, SHORT**

2014-Current Carryall 300/500/510/550/700/710, Transporter

**105161401****KIT, HOLDER, LEAF BLOWER**

2014-Current Carryall 300/500/510/550/700/710, Transporter

**105161501****KIT, RACK, LADDER**

2014-Current Carryall 300, 500, 510, 550, 700, 710, Transporter

**105161601****KIT TOOLBOX 40602**

2014-Current Carryall 300, 500, 510, 550, 700, 710, Transporter





WHEELS & TIRES

Wheels & Tires Assemblies



102522601
 ASM, KENDA HOLE-N-1, XT
 2008-2011 Precedent



102522607
 ASM-KENDA DOT
 2004-Current Precedent



102522610
 ASM-KENDA DOT, E-MARKET
 2004-Current Precedent



102522611
 ASM-KENDA RETAIL, RADIAL
 2011-2012 Precedent



WHEELS & TIRES

**102522612**ASM-KENDA HOLE-N-1
2012-Current Precedent**102540601**TIRE & WHEEL, ALUMINUM, CHAMPION RIM
2004-Current Precedent**103935001**ASM, WHL/TIRE, 10" 8 SPOKE ALUMINUM
2014-Current Precedent**103951001**ASM, SILVER WHEEL KENDA, HOLE-N-1 4PL
2012-Current Precedent**102556701**TIRE, PRO TOUR, 205-50 X 10 (TIRE ONLY)
2004-Current Precedent**AM10682**UNMOUNTED PREMIUM TIRE 18X8.5 X 8 (TIRE ONLY)
2012-2015 Precedent**103951002**ASM, SILVER WHEEL KENDA, X/T 6PL
2012-Current Precedent**103951007**ASM, SILVER WHEEL KENDA, RETAIL, RADIAL
2012-Current Precedent**102569302**TIRE-KENDA 18X8.5-8, 6-PLY XTR (TIRE ONLY)
2012-Current Precedent**105078807**ASM, WHEEL, OFF ROAD, 22X10-10, 6PL, FRONT
2014-Current Carryall 500/550**105078808**ASM, WHEEL, OFF ROAD, 22X10-10, 6PL, REAR
2014-Current Carryall 500/550**105079801**TIRE, OFFROAD, 22X10-10, 6PL (TIRE ONLY)
2014-Current Carryall 500/550



105078805

ASM,WHEEL,STREET,22X10-10,4PL,FRONT
2014-Current Carryall 500/550



105078813

ASM,WHEEL,STREET,22X10-10,4PL,REAR
2014-Current Carryall 500/550



105079701

TIRE, SUPERTURE, 22X10-10, 4PL (TIRE ONLY)
2014-Current Carryall 500/550



105078809

ASM,WHEEL,HOLE-N-1,20X10-10,6PL
2014-Current Carryall 300/500/550/700, Transporter, Café Express



105079301

TIRE, HOLE-N-1, 20X10-10, 6PL (TIRE ONLY)
2014-Current Carryall 300/500/550/700, Transporter, Café Express



105078811

ASM,WHEEL,DOT,205-65-10,6PL
2014-Current Carryall 510/710



105079501

TIRE, DOT, 205-65-10, 6PL (TIRE ONLY)
2014-Current Carryall 500/510/550/710



105078810

ASM,WHEEL,STREET,20X10-10,6PL
2014-Current Carryall 300/500/550/700, Transporter, Café Express



105079401

TIRE, SUPERTURE, 20X10-10, 6PL (TIRE ONLY)
2014-Current Carryall 300/500/550/700, Transporter, Café Express



105078812

ASM,WHEEL,DOT,205-65-10,6PL,EU
2014-Current Carryall 510/710



105078814

ASM,WHEEL,OFF ROAD,22X10-10,6PL,REAR
2014-Current Carryall 500/550



AM1263401

K399 205/50-R10 W/CHAMPION RIM
2010-2015 Precedent



**47561644001**22" X 10" - 10 KRAKEN TIRE WITH 10" X 7"
MERCURY GLOSS BLACK WHEEL

2004-Current Precedent

**47561645001**22" X 10" - 10 KRAKEN TIRE WITH 10" X 7"
ATLAS GLOSS BLACK WHEEL

2004-Current Precedent

**47561646001**205/55-10 LOADSTAR WITH 10" X 7"
MERCURY GLOSS BLACK WHEEL

2004-Current Precedent

**47561647001**205/55-10 LOADSTAR WITH 10" X 7"
ATLAS GLOSS BLACK WHEEL

2004-Current Precedent

**47561648001**23" X 10" - 12 KRAKEN TIRE WITH 12" X 7"
MERCURY GLOSS BLACK WHEEL

2004-Current Precedent

**47561649001**23" X 10" - 12 KRAKEN TIRE WITH 12" X 7"
ATLAS GLOSS BLACK WHEEL

2004-Current Precedent

**47561650001**215/40 - 12 C254 WITH 12" X 7" MERCURY GLOSS BLACK WHEEL,
DRIVER SIDE

2004-Current Precedent

**47561652001**215/40 - 12 C254 WITH 12" X 7" ATLAS GLOSS BLACK WHEEL,
DRIVER SIDE

2004-Current Precedent

**47561651001**215/40 - 12 C254 WITH 12" X 7" MERCURY GLOSS BLACK WHEEL,
PASSENGER SIDE

2004-Current Precedent

**47561653001**215/40 - 12 C254 WITH 12" X 7" ATLAS GLOSS BLACK WHEEL,
PASSENGER SIDE

2004-Current Precedent





47562947001
 23" X1 0" - 14 KRAKEN TIRE WITH 14" X 7"
 MERCURY GLOSS BLACK WHEEL
 2004-Current Precedent



47562948001
 23" X1 0" - 14 KRAKEN TIRE WITH 14" X 7"
 ATLAS GLOSS BLACK WHEEL
 2004-Current Precedent



47562951001
 17MM HEX X 1/2" - 20 CHROME LUG NUT
 2004-Current Precedent



Hub Caps



AM1240901
 AT 10" WHEEL COVER (EA)
 2004-Current Precedent



AM1263601
 10" HERCULES WHEEL COVER
 2004-Current Precedent



105106301
 ASM, WHEEL COVER, 5 SPOKE, 10X6"
 2014-Current Carryall 300/500/510/550/700/710 Transporter Café Express



105106302
 ASM, WHEEL COVER, 5 SPOKE, 10X7"
 2014-Current Carryall 500/550



WHEELS & TIRE

**103694501**

HUB CAP, 7 PRONG

2010-Current Precedent

**105106501**

KIT WHEEL COVER 10X6" 40602

2014-Current Carryall 300/500/510/550/700/710, Transporter, Café Express

**102559902**

KIT WHEEL COVER 12 SPOKE 40602

2015-Current Precedent

**102559901**

KIT, HUB CAP, 7 PRONG

2010-Current Precedent

**105106502**

KIT, WHEEL COVER, 10X7"

2014-Current Carryall 500/550

**105142401**

WHEEL COVER, 12 SPOKE, 8", SILVER

2015-Current Precedent



Lug Nuts & Studs

**1010984**

.500-20 UNF LUG NUT

2004-2015 Precedent

2014-Current Carryall 300/500/510/550/700/710, Transporter, Café Express

**102540701**

LUG NUT, 1/2" CLOSED END

2004-Current Precedent





103477901

LUG STUD, 1/2-20 UNF, 4037

2014-Current Carryall 300/500/510/550/700/710, Transporter, Café Express



103951501

LUG STUD, 1/2-20 UNF SAE J1102

2015-Current Precedent

2014-Current Carryall 300/500/550/700, Transporter, Café Express



Rims



102556801

WHEEL, CHAMPION'S ALUMINUM

2004-Current Precedent



103459101

WHEEL RIM, 8" X 7", GRAY

2008-2012 Precedent



102557801

WHEEL RIM ASM, 8" X 7"

2004-2012 Precedent



103934901

WHEEL, ALUMINUM 10X6, 8 SPOKE

2014-Current Precedent



105079202

WHEEL, 10X7", GRAY, 0 OS W/ VS

2014-Current Carryall 500/550



103459104

WHEEL RIM, 8" X 7", SILVER, ST

2012-Current Precedent



105079205

WHEEL, 10X7", GRAY, 1 NOS W/ VS

2014-Current Carryall 500/550



WHEELS & TIRES

**105079204**

WHEEL, 10X6", GRAY, 0 OFFSET, RR W/V

2014-Current Carryall 300/500/510/550/700/710, Transporter, Café Express



Valve Stems

**7310**

VALVE STEM

2004-2015 Precedent

**105078901**

VALVE STEM, KENDA, TR 412

2015 Carryall 500/550





Windshields - Precedent

47542668001
 AM CONSUMER WINDSHIELD
 2004-Current Precedent



102525301
 KIT, PRECEDENT ONE PIECE WINDSHIELD
 2004-Current Precedent



103762701
 KIT, WINGED HINGED WINDSHIELD, PRECEDENT
 2004-Current Precedent



WINDSHIELDS

103763101

KIT, HINGED WINDSHIELD, PRECEDENT L2
2005-Current Precedent

**105005901**

KIT STD HINGED WINDSHIELD PRECEDENT 105005
2012-Current Precedent

**105166501**

KIT, TNT, HINGED, WINDSHIELD, PRECEDENT
2004-Current Precedent



Windshields - Carryall

105060901

WINDSHIELD, HINGED, UTILITY HB
2014-Current Carryall 300/500/550/700, Transporter

**105102301**

WINDSHIELD, SINGLE, HB
2014-Current Carryall 300/500/550/700, Transporter, Café Express

**105109101**

KIT, WINDSHIELD, HINGED, HB
2014-Current Carryall 300/500/550/700, Transporter

**105109201**

KIT, WINDSHIELD, SINGLE, HB
2014-Current Carryall 300/500/550/700, Transporter, Café Express

**105177901**

CAB, WINDSHIELD, TEMPERED
2014-Current Carryall 300/500/550/700

**105177001**

FRONT WINDOW POLYCARB
2014-Current Carryall 300/500/550/700

**105178101**

ASM, CAB, WINDSHIELD, LAM
2014-Current Carryall 500/510/550/710



Windshields - Carryall LSV

105097201

KIT, CAB, WINDSHIELD, LSV
2014-Current Carryall 500/510/550/710



Windshields - General



AM1208101

KIT, CLIP, WINDSHIELD
2004-Current Precedent



102947601

GROMMET, WINDSHIELD, PRECEDENT
2014-Current Carryall 300/500/550/700, Transporter, Café Express



105069901

CLIP, RETAINER, WINDSHILED 1.25"
2014-Current Carryall 300/500/550/700, Transporter



105196001

SEAL, WINDSHIELD
2014-Current Carryall 300/500/550/700, Transporter, Café Express





INDEX - NUMERIC

Part Number & Page Number

<u>PART #</u>	<u>PAGE #</u>	<u>PART #</u>	<u>PAGE #</u>	<u>PART #</u>	<u>PAGE #</u>	<u>PART #</u>	<u>PAGE #</u>
183.....	271	1308.....	254	7602.....	257	8754.....	255
304.....	238	1620.....	237	7716.....	236	8755.....	239
320.....	241	1624.....	234	7818.....	233	8861.....	234
324.....	239	2402.....	239	7820.....	272	8935.....	241
332.....	271	7048.....	247	7840.....	254	8963.....	240
334.....	271	7049.....	248	7847.....	237	8990.....	269
357.....	253	7173.....	240	7893.....	257	1010005.....	272
451.....	253	7174.....	253	7910.....	261	1010142.....	275
705.....	241	7274.....	106	7973.....	265	1010145.....	257
706.....	260	7310.....	374	8056.....	246	1010150.....	348
808.....	271	7311.....	239	8057.....	257	1010177.....	230
1016.....	253	7330.....	119	8058.....	254	1010200.....	234
1017.....	257	7335.....	119	8067.....	333	1010434.....	83
1028.....	257	7336.....	119	8233.....	255	1010436.....	247
1032.....	247	7473.....	256	8248.....	238	1010521.....	258
1035.....	261	7479.....	238	8251.....	238	1010577.....	240
1218.....	240	7555.....	254	8450.....	235	1010829.....	262
1241.....	272	7561.....	234	8639.....	269	1010850.....	22
1242.....	258	7591.....	272	8717.....	255	1010877.....	263

PART #	PAGE #	PART #	PAGE #	PART #	PAGE #	PART #	PAGE #
1010878	22	1012412	73	1013869	22	1015075	273
1010921	241	1012431	272	1013870	22	1015137	35
1010927	267	1012438	255	1013876	263	1015139	41
1010932	30	1012462	230	1013924	258	1015156	289
1010933	28	1012467	333	1014007	273	1015157	290
1010934	240	1012505	74	1014049	111	1015187	291
1010958	49	1012528	259	1014050	110	1015277	252
1010984	372	1012565	237	1014051	138	1015330	198
1011017	235	1012566	268	1014052	110	1015332	196
1011084	257	1012571	272	1014053	110	1015363	248
1011114	259	1012594	235	1014055	110	1015373	17
1011137	19	1012604	273	1014056	264	1015391	252
1011280	256	1012605	264	1014057	264	1015392	265
1011290	306	1012649	249	1014058	194	1015399	245
1011291	119	1012711	140	1014059	109	1015400	253
1011303	19	1012714	121	1014062	111	1015405	233
1011393	337	1012740	134	1014063	245	1015597	275
1011402	26	1012741	134	1014065	273	1015608	267
1011411	307	1012747	142	1014072	110	1015649	170
1011415	350	1012752	139	1014078	252	1015656	67
1011418	19	1012830	245	1014080	264	1015661	259
1011439	154	1012836	237	1014089	200	1015720	235
1011464	28	1012987	201	1014116	257	1015737	155
1011465	19	1013001	328	1014125	83	1015741	146
1011466	23	1013003	326	1014126	337	1015752	236
1011467	19	1013005	328	1014145	30	1015814	197
1011519	208	1013035	332	1014153	231	1015878	235
1011546	270	1013042	259	1014201	239	1015932	233
1011553	223	1013044	335	1014207	140	1015969	245
1011557	235	1013052	334	1014213	337	1016060	262
1011571	260	1013061	255	1014214	264	1016074	242
1011578	272	1013135	348	1014217	336	1016077	67
1011610	254	1013164	340	1014276	349	1016078	253
1011652	74	1013357	265	1014287	111	1016103	242
1011694	17	1013531	29	1014288	240	1016154	212
1011697	272	1013589	264	1014289	326	1016183	239
1011734	30	1013590	201	1014304	258	1016201	273
1011779	250	1013591	261	1014321	236	1016203	55
1011825	291	1013609	337	1014375	239	1016214	212
1011887	349	1013687	249	1014413	261	1016269	240
1011892	106	1013700	249	1014454	111	1016289	111
1011930	349	1013734	254	1014555	256	1016337	141
1011931	272	1013746	249	1014573	349	1016338	136
1011937	231	1013769	126	1014727	273	1016346	344
1011962	223	1013770	125	1014789	146	1016349	350
1011990	272	1013771	125	1014807	154	1016350	347
1012159	230	1013772	126	1014808	199	1016353	348
1012180	270	1013773	121	1014901	350	1016356	158
1012181	7, 343	1013774	121	1014902	270	1016363	147
1012182	7, 343	1013787	106	1014947	158	1016366	235
1012285	237	1013792	141	1014948	146	1016384	348
1012295	146	1013794	117	1015064	237	1016386	347
1012303	106	1013857	290	1015072	256	1016387	239

PART #	PAGE #	PART #	PAGE #	PART #	PAGE #	PART #	PAGE #
1016389	348	1016516	185	1016603	284	1017476	170
1016423	147	1016517	195	1016630	206	1017486	179
1016429	179	1016519	193	1016663	237	1017487	163
1016430	175	1016520	169	1016672	140	1017490	194
1016431	176	1016521	178	1016801	112	1017500	190
1016432	175	1016523	191	1016849	244	1017501	190
1016435	175	1016524	170	1016851	158	1017502	190
1016436	175	1016525	170	1016883	326	1017503	186
1016437	42	1016531	177	1016901	138	1017504	186
1016438	174	1016532	129	1016904	198	1017507	179
1016439	40	1016532	141	1016967	265	1017508	179
1016440	175	1016533	129	1017029	261	1017510	162
1016441	175	1016535	196	1017041	211	1017512	163
1016443	167	1016536	178	1017082	235	1017513	164
1016444	42	1016537	195	1017188	55	1017514	166
1016445	42	1016538	178	1017211	26	1017653	329
1016446	174	1016539	178	1017221	166	1017686	110
1016447	193	1016541	192	1017231	252	1017689	249
1016448	193	1016542	166	1017235	350	1017774	267
1016449	182	1016544	166	1017266	349	54562079	30
1016450	172	1016545	165	1017273	258	96704176	259
1016451	184	1016546	138	1017313	336	96704416	256
1016452	184	1016547	165	1017314	335	96705199	273
1016453	168	1016548	194	1017315	336	96741046	273
1016455	165	1016549	195	1017317	336	101043502	233
1016456	164	1016557	19	1017378	30	101082903	262
1016457	165	1016558	190	1017380	30	101090801	47
1016458	164	1016559	190	1017424	30	101090802	47
1016460	180	1016560	190	1017434	174	101146302	23
1016469	162	1016561	249	1017435	176	101187702	26
1016470	162	1016562	171	1017442	174	101301102	329
1016471	193	1016563	180	1017443	174	101313402	249
1016472	178	1016564	180	1017444	193	101454602	350
1016473	170	1016565	163	1017445	193	101503202	71
1016474	170	1016566	43	1017446	184	101524001	326
1016479	186	1016567	186	1017447	195	101524002	326
1016480	38	1016568	186	1017448	163	101553901	225
1016483	193	1016569	178	1017450	180	101558302	344
1016484	169	1016570	178	1017453	162	101584502	17
1016486	40	1016571	183	1017454	193	101609401	225
1016489	192	1016572	196	1017455	170	101611402	322
1016493	182	1016573	19	1017456	164	101615501	282
1016494	179	1016576	179	1017458	203	101629004	196
1016497	166	1016578	171	1017460	169	101638502	107
1016499	41	1016579	177	1017461	40	101642572	34
1016501	41	1016580	163	1017463	182	101642575	34
1016502	204	1016581	191	1017466	249	101642578	34
1016505	166	1016582	42	1017468	250	101642580	34
1016506	250	1016583	164	1017471	185	101642582	34
1016507	163	1016585	41	1017472	169	101642585	34
1016509	163	1016586	43	1017473	191	101645901	181
1016510	177	1016587	250	1017474	170	101645902	181
1016513	136	1016588	196	1017475	170	101645903	181

PART #	PAGE #	PART #	PAGE #	PART #	PAGE #	PART #	PAGE #
101646101	183	101816301	29	101876301	330	101903701	120
101646102	183	101816501	20	101876402	326	101905601	33
101646103	183	101816502	20	101877601	327	101906901	132
101647501	185	101817401	30	101877701	327	101908101	70
101647502	185	101818801	31	101878101	329	101908401	155
101648102	42	101820201	142	101878201	21	101908601	223
101648203	178	101823201	23	101879001	328	101908701	154
101649002	41	101823801	20	101879501	336	101909201	171
101655001	188	101823901	26	101879601	336	101909301	156
101655002	188	101824101	158	101879701	335	101909401	177
101655003	188	101824401	43	101879801	334	101909701	192
101655004	188	101825101	221	101879901	336	101912401	17
101655005	189	101825102	221	101880001	332	101915201	225
101655006	189	101825103	221	101880101	337	101915201	225
101655007	189	101827101	106	101880201	334	101915401	167
101655008	189	101830701	206	101880301	336	101915601	170
101655009	189	101831401	46	101881101	204	101915801	173
101698001	213	101832001	237	101884801	241	101916001	169
101698002	213	101832101	138	101886101	238	101916101	42
101698702	213	101832202	122	101887601	256	101916201	172
101705701	224	101832302	122	101889401	142	101916301	42
101712701	208	101832601	123	101889901	196	101916701	56
101744901	181	101832701	123	101890001	196	101920101	308
101744902	181	101833101	269	101890101	132	101922101	139
101745101	43	101833201	269	101890201	133	101922201	106
101745102	183	101833401	252	101890501	124	101922301	172
101745701	185	101833902	109	101890601	124	101922501	199
101745702	185	101834001	110	101890901	135	101923001	129
101751801	187	101834502	206	101891001	135	101923201	127
101751802	187	101834601	122	101891301	140	101923501	120
101751803	187	101834602	105	101891401	117	101923901	129
101773301	188	101834801	140	101891601	142	101925601	112
101773302	187	101835601	255	101892001	142	101926901	137
101773303	187	101836201	138	101892201	121	101927101	121
101773304	187	101837301	155	101892301	130	101927201	121
101773305	188	101837401	323	101892401	129	101927301	141
101773306	188	101837502	323	101892501	129	101927501	120
101773307	187	101850301	236	101892601	129	101927601	120
101773308	188	101851101	281	101892701	128	101927701	139
101773309	188	101856001	155	101892901	136	101927901	141
101773310	188	101856002	199	101893201	142	101928001	131
101773311	187	101856102	236	101893801	136	101928101	119
101791101	20	101856201	268	101893901	136	101928301	137
101795701	49	101861901	238	101895401	125	101928601	139
101796201	16	101862001	239	101895501	125	101928701	319
101797801	46	101865301	267	101897001	137	101929301	173
101802201	54	101869302	329	101897201	140	101932201	255
101802203	53	101874601	24	101897401	137	101932902	322
101808310	209	101875001	326	101897601	138	101936401	212
101808311	209	101875201	327	101898001	250	101936801	308
101811401	41	101875301	327	101900801	276	101939901	328
101815501	20	101875501	327	101903001	156	101942301	308
101815502	20	101876001	327	101903601	121	101946201	273

PART #	PAGE #	PART #	PAGE #	PART #	PAGE #	PART #	PAGE #
101953101	24	102050601	29	102289001	244	102323201	262
101953102	24	102050701	24	102289101	244	102323501	274
101953103	24	102050801	21	102289201	256	102336001	16
101953104	24	102050901	21	102289401	230	102345901	221
101953105	24	102050902	21	102289501	235	102353201	106
101953106	25	102051901	291	102289601	348	102353301	254
101954301	238	102052801	31	102289701	348	102355301	254
101955101	259	102059001	266	102289801	347	102356601	126
101957101	291	102059401	241	102289901	344	102356801	129
101958601	233	102059501	241	102290120	233	102357701	107
101958602	233	102060201	275	102292201	244	102361401	69
101960501	223	102061101	266	102292356	244	102363402	214
101963401	255	102075801	225	102292701	251	102399001	340
101968701	156	102075801	227	102292801	261	102400002	103
101972201	143	102158901	31	102293512	244	102400102	103
101973101	34	102166901	25	102296020	244	102400202	72
101973201	40	102186001	307	102296040	244	102400302	72
101973301	40	102186101	306	102296140	232	102406701	41
101973401	40	102186201	307	102296150	231	102410604	41
101978001	156	102186401	306	102296301	273	102411203	249
101979101	199	102186701	309	102296401	260	102411209	248
101980801	128	102187001	309	102296530	236	102428501	359
101980901	128	102187101	307	102296601	271	102430901	172
101981001	134	102195101	359	102296716	242	102431001	168
101984801	107	102196901	201	102296819	244	102444601	27
101985201	211	102198001	160	102296920	242	102444602	27
101987701	250	102199001	147	102297001	271	102453001	133
101990801	26	102199601	156	102297125	236	102453101	276
101998501	82	102235201	309	102297230	243	102458901	224
102002801	156	102238001	246	102297901	230	102459301	224
102002804	156	102240501	233	102298020	242	102476401	234
102002901	156	102242101	240	102298030	242	102478101	210
102003201	203	102242401	256	102298116	233	102478201	210
102022601	333	102243101	66	102298130	233	102490301	231
102022602	333	102251901	307	102298170	232	102491501	274
102025701	243	102258101	115	102298175	232	102492301	147
102025801	238	102258201	115	102298240	231	102498201	231
102026001	17	102265601	308	102298401	260	102500801	80
102026401	69	102265701	306	102298580	245	102501402	79
102028601	22	102265801	309	102298601	251	102501501	71
102033401	20	102269701	158	102298720	246	102502301	59
102033501	20	102274101	140	102298745	246	102502302	59
102033701	280	102278001	281	102298770	246	102502304	59
102047001	265	102278501	210	102298995	234	102502305	59
102049401	26	102278901	222	102299065	234	102502307	59
102049501	20	102279104	107	102299360	242	102502308	59
102049601	20	102287101	347	102299550	243	102502309	59
102049701	21	102287601	347	102299601	243	102502311	59
102049901	31	102287701	347	102301401	266	102502313	59
102050101	22	102288101	107	102304701	174	102502401	57
102050201	23	102288201	344	102304801	174	102502402	57
102050401	27	102288401	348	102311501	73	102502404	57
102050501	29	102288901	230	102323101	261	102502405	57

PART #	PAGE #	PART #	PAGE #	PART #	PAGE #	PART #	PAGE #
102502406	57	102517801	224	102538201	227	102558201	203
102502407	57	102517801	224	102538601	147	102558301	39
102502408	58	102518001	222	102538803	212	102558401	38
102502409	58	102518101	223	102539201	213	102558501	38
102502411	58	102518301	220	102539402	213	102558601	38
102502413	58	102519001	262	102539502	213	102558701	39
102502501	71	102519201	222	102540301	106	102558801	31
102502901	100	102519301	224	102540601	368	102558901	18
102503001	100	102519401	223	102540701	372	102559001	22
102504001	61	102520001	70	102540901	221	102559101	23
102504201	61	102521401	43	102541401	232	102559301	29
102504301	208	102521901	105	102541402	231	102559401	25
102504802	71	102522301	197	102541425	232	102559701	31
102505401	107	102522601	367	102541470	232	102559901	372
102505701	105	102522607	367	102541501	260	102559902	372
102506201	345	102522610	367	102543902	72	102562701	81
102506301	267	102522611	367	102544201	242	102562801	81
102506401	267	102522612	368	102544301	286	102562901	243
102506601	345	102522701	159	102545601	83	102564002	274
102508202	80	102522901	70	102546401	291	102565201	334
102508401	200	102523101	69	102546901	53	102565701	333
102508601	77	102523901	221	102547501	215	102565901	332
102508701	205	102525301	12, 375	102547504	216	102566001	337
102509701	49	102526201	137	102547505	216	102566901	288
102509801	156	102526401	48	102547506	216	102567001	288
102510001	148	102526801	48	102547507	216	102567101	287
102510101	148	102527501	226	102547508	216	102567301	288
102510802	158	102527801	290	102547509	216	102567401	288
102510901	201	102528101	289	102547510	216	102568101	286
102511101	155	102528501	114	102547511	215	102568201	286
102511601	104	102528901	287	102547512	216	102569302	368
102511602	104	102529001	287	102547513	215	102570202	213
102511603	104	102529101	290	102547514	216	102570905	98
102511702	80	102529201	282	102547515	216	102570905	313
102512001	200	102531001	315	102547516	216	102570906	98
102513102	15	102531402	315	102547517	216	102570906	313
102513501	100	102531501	82	102547519	215	102570907	313
102513701	36	102531502	315	102548703	211	102571202	62
102514201	37	102531601	316	102549403	211	102571301	70
102514401	41	102534001	48	102550301	149	102571401	78
102514602	200	102534201	232	102551701	251	102571402	79
102514701	62	102534404	72	102551901	274	102571403	79
102514702	106	102534801	350	102552001	274	102571404	79
102515001	148	102535101	286	102553102	160	102571501	78
102515101	77	102535201	286	102553301	103	102571502	79
102515401	132	102535301	290	102553901	61	102571503	79
102515501	122	102535401	292	102554512	236	102571504	79
102515601	201	102536203	211	102554901	251	102572201	316
102516001	124	102536601	280	102555901	222	102572401	281
102516901	70	102536602	280	102556701	368	102573101	343
102517001	62	102536603	280	102556801	373	102574801	316
102517501	291	102536605	280	102557201	237	102574901	316
102517601	148	102538101	227	102557801	373	102575101	316

PART #	PAGE #	PART #	PAGE #	PART #	PAGE #	PART #	PAGE #
102575201	316	102774701	154	102899301	138	103205101	103
102576801	147	102775101	305	102899401	141	103205501	220
102577001	62	102803301	153	102899501	119	103209501	335
102580701	213	102806201	113	102899601	119	103210101	237
102581201	263	102806203	113	102899701	143	103218601	149
102582401	260	102817101	235	102899901	143	103226201	52
102584701	316	102817201	238	102900101	143	103226301	52
102584801	316	102830301	47	102900501	118	103226401	52
102585801	149	102838701	327	102900901	143	103226601	52
102585901	197	102838801	326	102901001	119	103226701	52
102586201	149	102838901	328	102901101	119	103229601	231
102587501	251	102839001	328	102902001	125	103232101	335
102588101	212	102839301	327	102902101	133	103233101	334
102588301	38	102841101	327	102902201	133	103238501	224
102588501	340	102844401	329	102902501	120	103245001	290
102588601	339	102844601	326	102902801	138	103262201	232
102588701	29	102844701	327	102913601	239	103264802	348
102589001	214	102845101	223	102915601	246	103267001	356
102589703	212	102845201	48	102915701	62	103286201	96
102590001	147	102845203	48	102938401	310	103286202	96
102590801	247	102845204	266	102938601	307	103286203	96
102591101	208	102845401	149	102938701	306	103306301	241
102594301	258	102846402	157	102938801	307	103316801	115
102594901	31	102847603	67	102938901	309	103316901	159
102595021	27	102852103	25	102939001	309	103325601	307
102595101	15	102863801	157	102939101	310	103327601	240
102595201	23	102865101	35	102939102	310	103327701	32
102595301	27	102865901	154	102947601	377	103330601	73
102595401	22	102869401	70	102951701	260	103339901	251
102595502	18	102873401	255	102956201	333	103344301	29
102595901	31	102878201	259	102956301	50	103345701	243
102596001	31	102882501	284	102956501	50	103347101	329
102596301	18	102883601	222	102958001	51	103347301	329
102617201	256	102886301	133	102967601	224	103347601	326
102617801	274	102886401	135	102967901	265	103347701	328
102618601	255	102886501	133	102976701	31	103347901	330
102621501	256	102886601	135	102977901	35	103348602	205
102670701	258	102891101	25	102980801	53	103354401	206
102684501	274	102894503	286	102980901	249	103354701	349
102704801	309	102896901	125	102988501	206	103357701	48
102704901	308	102897201	134	102989501	66	103367901	83
102706401	340	102897301	143	103010101	35	103368301	74
102711001	56	102897501	124	103180101	280	103368401	53
102711201	153	102897701	130	103182701	68	103372101	37
102725501	39	102897901	131	103182702	253	103372301	36
102732401	230	102898001	136	103196001	274	103372401	37
102742501	159	102898101	120	103196202	234	103374801	48
102753401	168	102898301	120	103198301	263	103374901	149
102764001	156	102898401	120	103198401	155	103375401	49
102766201	47	102898501	129	103199301	230	103375402	157
102766301	257	102898601	133	103200301	259	103375701	149
102771701	134	102898901	129	103200701	206	103375702	149
102772402	159	102899001	130	103201101	111	103375901	290

PART #	PAGE #	PART #	PAGE #	PART #	PAGE #	PART #	PAGE #
103376001	50	103507001	234	103639401	115	103774701	52
103376101	27	103508101	231	103647101	305	103774801	243
103379601	123	103510201	49	103647402	49	103775201	101
103380002	160	103510301	206	103647403	49	103776102	98
103380201	21	103510501	52	103650801	95	103777601	21
103380202	21	103510602	52	103650802	95	103781101	35
103384601	226	103510901	51	103653001	315	103783001	222
103384701	225	103511001	49	103653201	100	103783002	222
103384801	224	103514801	150	103653401	348	103783003	222
103388501	345	103515301	224	103653501	259	103794501	42
103395402	50	103517801	222	103662801	212	103795001	37
103395501	51	103517901	236	103677401	105	103796701	331
103395503	51	103524501	33	103678502	325	103804901	145
103395505	51	103524601	344	103679701	334	103807801	28
103402701	70	103524701	344	103682701	114	103807901	32
103403501	149	103525801	27	103683001	229	103810201	335
103414901	147	103528701	25	103683101	114	103810801	287
103421801	149	103528702	25	103694501	372	103812901	82
103447901	80	103528801	25	103696801	48	103813001	82
103449601	159	103528901	50	103700301	145	103814801	98
103451301	210	103529001	50	103700302	145	103814802	98
103451401	211	103529003	157	103702603	159	103816401	101
103451901	210	103529101	50	103711302	51	103816402	101
103451902	211	103535001	28	103717001	54	103816601	72
103451903	211	103536501	150	103717002	54	103824101	346
103452001	42	103538701	283	103717003	54	103824201	346
103454003	208	103539001	245	103717302	346	103826201	332
103454004	208	103541501	243	103717402	346	103826301	334
103454005	208	103572501	305	103722701	89	103829401	226
103454006	208	103575801	65	103722702	89	103832501	227
103454007	208	103577301	103	103724501	331	103832601	227
103459101	373	103582801	133	103724503	331	103832901	276
103459104	373	103597101	287	103724504	281	103833601	81
103477901	373	103601501	334	103724602	282	103833701	81
103481301	47	103615001	309	103724901	282	103833801	246
103481401	47	103615601	176	103725601	214	103833901	81
103481501	47	103615801	169	103725701	100	103850201	114
103483101	27	103615901	174	103731001	80	103850301	114
103483102	27	103616401	167	103731003	80	103853121	352
103483201	24	103616501	171	103742301	342	103853122	352
103483301	29	103616701	171	103742304	342	103853124	352
103483401	29	103616901	33	103742305	342	103853125	352
103483601	23	103625801	28	103742306	7, 342	103854301	35
103483701	27	103625901	28	103744901	115	103854501	36
103484301	292	103626001	25	103745001	115	103864601	50
103484801	135	103627001	25	103750001	100	103865001	28
103486801	150	103627101	26	103750101	101	103865101	18
103487501	238	103628701	341	103754901	229	103866801	316
103496901	150	103628801	341	103756401	40	103866802	316
103497702	51	103628901	341	103762701	12, 375	103867101	160
103498501	159	103638601	347	103763101	12, 376	103867901	335
103501401	220	103638701	346	103764301	219	103868101	104
103504301	47	103638702	346	103765601	46	103874201	135

PART #	PAGE #	PART #	PAGE #	PART #	PAGE #	PART #	PAGE #
103879701	135	103952901	61	104005301	122	105010501	163
103879702	134	103953301	329	104005901	317	105010701	180
103881201	245	103958101	48	104006101	51	105010801	192
103882001	137	103964002	37	104008001	95	105010901	192
103882101	124	103964901	345	104008002	95	105011201	168
103882301	125	103965001	344	104008003	95	105011301	179
103882801	161	103969699	45	104008501	248	105011401	179
103886601	251	103969799	46	104008502	248	105011501	179
103886801	211	103971501	21	104008901	101	105011601	177
103887901	203	103971601	21	104008902	101	105011701	164
103896601	36	103971799	46	104021701	264	105011801	164
103897501	300	103971899	46	104023201	151	105011901	176
103897502	300	103971999	46	104023421	354	105012001	175
103897503	300	103973901	109	104023422	354	105012101	165
103897504	300	103973902	109	104023424	354	105012201	165
103897505	300	103974002	110	104023425	354	105012301	169
103897506	300	103974102	55	104023501	16	105012401	175
103897507	300	103974201	112	104025101	111	105012501	180
103897508	300	103974301	112	104026801	225	105012601	164
103897509	300	103974401	112	104026801	225	105012701	172
103897510	300	103974815	18	104026901	225	105012801	165
103897511	300	103974821	18	104027101	259	105012901	194
103897512	300	103974901	18	104029301	242	105013001	173
103897515	301	103975011	18	104029601	54	105013101	162
103897516	300	103975301	112	104029602	54	105013201	185
103897517	301	103976101	240	104029603	54	105013301	165
103902101	32	103978001	123	104033601	270	105013401	180
103902301	115	103978801	229	104033701	321	105013501	181
103902401	29	103979301	131	105000301	159	105013601	181
103905201	36	103979401	111	105000501	242	105013701	181
103921601	343	103982001	15	105005001	159	105013801	183
103921602	343	103982002	111	105005402	79	105013901	183
103923601	291	103982201	349	105005901	12, 376	105014001	183
103924301	205	103982301	113	105006501	275	105014101	189
103924401	206	103983501	42	105007001	107	105014201	167
103924801	147	103984601	111	105007402	15	105014301	167
103926101	110	103989501	261	105007403	16	105014401	168
103926601	106	103990501	107	105007501	151	105014501	191
103929301	101	103990601	107	105007601	151	105014601	191
103929302	101	103991501	151	105007701	150	105014701	194
103933902	286	103992402	322	105007801	150	105014801	194
103934901	373	103993601	175	105007901	150	105014901	172
103935001	368	103994101	212	105008001	150	105015001	168
103942601	51	103995001	131	105008101	150	105015101	168
103943002	51	103995901	169	105008301	150	105015201	191
103943201	200	103996401	98	105009001	39	105015301	180
103943401	243	103996402	98	105009101	39	105015401	168
103944301	37	103998701	305	105009401	38	105015501	184
103951001	368	104000901	94	105010001	169	105015601	184
103951002	368	104001201	93	105010101	189	105015701	184
103951007	368	104002101	289	105010201	186	105015801	196
103951501	373	104003501	94	105010301	182	105015901	166
103951801	283	104003901	276	105010401	186	105016001	164

PART #	PAGE #	PART #	PAGE #	PART #	PAGE #	PART #	PAGE #
105016101	43	105027901	118	105035801	72	105062712	294
105016201	40	105028001	132	105036301	200	105062713	294
105016301	41	105028101	118	105036601	247	105062716	294
105016401	38	105028201	128	105036701	268	105063001	81
105016501	39	105028301	142	105036801	292	105063002	81
105016701	169	105028401	118	105037101	206	105063003	81
105016801	227	105028501	127	105037201	147	105063201	101
105016901	195	105028601	128	105037401	32	105063202	101
105017001	164	105028701	141	105037701	201	105063301	99
105017101	173	105028801	128	105038001	200	105063302	99
105017201	43	105028901	141	105038101	200	105063303	99
105017301	173	105029001	139	105038201	201	105063401	102
105017401	196	105029101	128	105038501	268	105063402	102
105017501	166	105029201	136	105038801	123	105063501	142
105017601	171	105029401	125	105038802	123	105063601	126
105017701	171	105029501	137	105038803	123	105064121	351
105017901	204	105029601	126	105038804	123	105064122	351
105018001	179	105029701	139	105039801	250	105064123	351
105018101	195	105029801	118	105039901	201	105064124	314
105018201	165	105029901	128	105040401	201	105064521	353
105018301	177	105030001	126	105041101	200	105064522	353
105018401	165	105030301	162	105043001	38	105064523	353
105018501	194	105030401	117	105043401	36	105066001	118
105025001	124	105030501	117	105043501	35	105066101	118
105025101	131	105030601	141	105043601	35	105066401	260
105025201	130	105030701	127	105043801	36	105068001	74
105025301	136	105030801	126	105043901	36	105068002	74
105025401	120	105030901	142	105044001	37	105068003	74
105025401	120	105031001	126	105044901	167	105068004	74
105025501	130	105034001	280	105045001	218	105068005	74
105025601	130	105034101	281	105045003	219	105068006	74
105025701	137	105034102	281	105045005	219	105068007	75
105025801	121	105034103	281	105045007	219	105068008	75
105025901	140	105034201	280	105045009	218	105068009	75
105026001	121	105034321	60	105045013	218	105068010	75
105026101	142	105034322	60	105045014	218	105068011	75
105026201	138	105034323	60	105045019	219	105068012	75
105026301	127	105034324	60	105046101	222	105068902	345
105026401	137	105034325	60	105049001	335	105069301	301
105026501	124	105034326	60	105049201	275	105069302	301
105026601	132	105034327	60	105049301	275	105069303	301
105026701	121	105034328	60	105049601	150	105069304	301
105026801	141	105034329	60	105055601	98	105069305	301
105026901	138	105034401	72	105055602	98	105069306	301
105027001	178	105034501	72	105055603	98	105069307	301
105027101	39	105034601	73	105055604	98	105069309	301
105027201	178	105034701	72	105055605	98	105069310	301
105027301	127	105034801	72	105055606	98	105069311	301
105027401	118	105034901	69	105060901	376	105069312	301
105027501	130	105035001	69	105062401	82	105069313	302
105027601	139	105035201	82	105062702	293	105069314	302
105027701	132	105035301	83	105062704	293	105069315	302
105027801	119	105035701	82	105062705	294	105069316	302

PART #	PAGE #	PART #	PAGE #	PART #	PAGE #	PART #	PAGE #
105069319	302	105081804	76	105093801	286	105104301	359
105069901	377	105081805	76	105094001	268	105104401	359
105070401	151	105081806	76	105094101	53	105104501	359
105072001	96	105081807	76	105095101	151	105104601	359
105072002	96	105081808	76	105095201	54	105104602	359
105072003	96	105081809	76	105096301	85	105104603	359
105072201	37	105081810	76	105096401	93	105104901	359
105073401	285	105081811	76	105096501	93	105106301	371
105073501	285	105081812	76	105096601	88	105106302	371
105073502	285	105081901	77	105096701	93	105106501	372
105073601	205	105081902	77	105096801	99	105106502	372
105074101	200	105081903	77	105096901	99	105106601	339
105075301	176	105081904	77	105097001	91	105106702	339
105076201	197	105081905	77	105097201	377	105106801	340
105076901	150	105081906	77	105097301	86	105107501	151
105077201	150	105081907	77	105097401	88	105107801	151
105077601	96	105081908	77	105097501	89	105108101	151
105077602	96	105081909	77	105097601	87	105108201	289
105077603	96	105081910	77	105097701	87	105108301	289
105078401	244	105081911	77	105097801	88	105108401	289
105078805	369	105081912	77	105097901	91	105108801	151
105078807	368	105082001	78	105098001	94	105108901	284
105078808	368	105082002	78	105098002	92	105109101	376
105078809	369	105082003	78	105098101	94	105109201	376
105078810	369	105082004	78	105098201	92	105109401	67
105078811	369	105082005	78	105098301	92	105109501	67
105078812	369	105082006	78	105098502	304	105109601	67
105078813	369	105082007	78	105098601	91	105112401	148
105078814	369	105082008	78	105098602	91	105112501	277
105078901	374	105082009	78	105098701	304	105112601	277
105079202	373	105082010	78	105098801	99	105113101	155
105079204	374	105082011	78	105099901	102	105114805	148
105079205	373	105082012	78	105099902	102	105114806	148
105079301	369	105082101	151	105100301	102	105114807	148
105079401	369	105082301	223	105100401	16	105115001	221
105079501	369	105083001	54	105100601	321	105115003	221
105079701	369	105083301	347	105100801	16	105116301	114
105079801	368	105083701	234	105101001	245	105117701	318
105081701	75	105083801	257	105101221	354	105117702	318
105081702	75	105084701	223	105101222	354	105117703	318
105081703	75	105084801	176	105101224	354	105117704	318
105081704	76	105086101	103	105101225	354	105117705	318
105081705	76	105086801	53	105102001	17	105117706	318
105081706	76	105087001	102	105102301	376	105117707	318
105081707	76	105087201	102	105102601	135	105117708	318
105081708	76	105087301	102	105104001	97	105117709	318
105081709	76	105088501	248	105104101	102	105117710	318
105081710	76	105088601	290	105104201	97	105122104	63
105081711	76	105089201	103	105104202	97	105122105	63
105081712	76	105092601	263	105104203	97	105122106	63
105081801	75	105093301	151	105104204	97	105122204	64
105081802	75	105093501	265	105104205	359	105122205	64
105081803	75	105093701	285	105104206	97	105122206	64

PART #	PAGE #	PART #	PAGE #	PART #	PAGE #	PART #	PAGE #
105122808	287	105148501	67	105159402	297	105161401	366
105124001	321	105148502	67	105159403	297	105161501	366
105124101	214	105148503	67	105159404	298	105161601	366
105124201	304	105148601	67	105159405	298	105162201	216
105124202	304	105149101	275	105159406	298	105162202	217
105124301	90	105149201	275	105159407	298	105162203	217
105124302	90	105149301	196	105159408	298	105162205	217
105124401	90	105152301	206	105159409	298	105162206	217
105124501	90	105152401	220	105159410	298	105162207	217
105124901	73	105152501	220	105159411	298	105162209	217
105126901	66	105152701	220	105159412	298	105162210	217
105126902	66	105153201	226	105159413	298	105162213	216
105127201	68	105153202	226	105159414	298	105162214	217
105127202	68	105153301	221	105159415	298	105162216	217
105127302	68	105153302	221	105159416	298	105162219	217
105128001	68	105155501	287	105159419	298	105162301	218
105128101	68	105155601	288	105159440	298	105162302	217
105128201	68	105156301	321	105160201	295	105162303	217
105128301	68	105156701	322	105160202	295	105162305	217
105128701	91	105156702	322	105160203	295	105162306	217
105128802	304	105156801	85	105160204	295	105162307	217
105129201	219	105156802	86	105160205	295	105162309	218
105129301	219	105156803	86	105160206	295	105162310	217
105129601	83	105156804	85	105160207	295	105162313	218
105129901	243	105158601	361	105160208	295	105162314	218
105130301	68	105158602	361	105160209	295	105162316	218
105130302	68	105158603	361	105160210	295	105162319	217
105130501	262	105158701	361	105160211	295	105163001	218
105131001	283	105158702	361	105160212	295	105163002	218
105134601	195	105158704	361	105160213	295	105163003	218
105134901	201	105158705	361	105160214	296	105163004	218
105135101	122	105158801	361	105160215	296	105163005	218
105135201	290	105158802	361	105160216	296	105163006	218
105135802	277	105158804	361	105160219	296	105163007	218
105135901	157	105158805	361	105160240	296	105163009	218
105136001	157	105159301	296	105160301	299	105163010	218
105138301	45	105159302	296	105160302	299	105163040	218
105139802	73	105159303	296	105160303	299	105165801	287
105142301	151	105159304	296	105160304	299	105166301	12
105142401	372	105159305	296	105160305	299	105166501	376
105142502	288	105159306	296	105160306	299	105166801	317
105142701	359	105159307	296	105160307	299	105166901	317
105143301	157	105159308	297	105160309	299	105167001	317
105143401	91	105159309	297	105160310	299	105167101	52
105144401	16	105159310	297	105160340	299	105168101	113
105144703	219	105159311	297	105160401	365	105168501	318
105144801	227	105159312	297	105160501	365	105168601	318
105145201	69	105159313	297	105160801	365	105168801	90
105145501	107	105159314	297	105160901	365	105168803	90
105146701	155	105159315	297	105161001	366	105168804	90
105146901	145	105159316	297	105161101	366	105168805	90
105147001	146	105159319	297	105161201	366	105168806	90
105147101	282	105159401	297	105161301	366	105168807	90

PART #	PAGE #	PART #	PAGE #	PART #	PAGE #	PART #	PAGE #
105168808	90	105182001	87	105196001	377	105223305	355
105169101	65	105182101	87	105196101	66	105223306	355
105170301	284	105182102	87	105196201	66	105223307	355
105170401	284	105182201	87	105197001	65	105223308	355
105170501	284	105182202	87	105197101	65	105223321	355
105170601	284	105182501	87	105197201	65	105223322	355
105175601	93	105182901	87	105197301	246	105223404	352
105175701	93	105183001	87	105197401	232	105223405	352
105175801	93	105183101	88	105197402	231	105223406	353
105176101	81	105183201	88	105197501	146	105223407	353
105176201	81	105183301	88	105197601	284	105223408	353
105176301	93	105183401	88	105197602	152	105223421	352
105176401	93	105183501	153	105200401	73	105223422	352
105176601	93	105183601	153	105200701	64	105224713	302
105176701	88	105183701	152	105200702	64	105224714	302
105176801	88	105183801	153	105200703	64	105233601	98
105176901	88	105185101	288	105200801	64	105233602	98
105177001	376	105185701	246	105200802	64	105234002	92
105177101	93	105185801	66	105200803	64	105234102	92
105177201	93	105186001	341	105200901	64	105234801	139
105177301	97	105186002	341	105201001	64	105234901	137
105177501	97	105186201	342	105204401	152	105236301	92
105177601	92	105186202	342	105205301	292	105237301	45
105177701	99	105186301	342	105205501	92	105237601	223
105177801	99	105186302	342	105205701	94	105237701	220
105177901	376	105188185	232	105210299	45	105237901	361
105178001	93	105190101	325	105210501	97	105238001	362
105178101	376	105190102	325	105210601	359	105238101	362
105178301	89	105190601	236	105210701	359	105238201	362
105178401	89	105190701	258	105210801	359	105238301	362
105178501	87	105192301	66	105210802	359	105238701	362
105178601	87	105192901	258	105210901	359	105238801	362
105178701	87	105193001	241	105211201	253	105238802	362
105178801	87	105193101	241	105211301	359	105238901	362
105178901	88	105193501	283	105211401	359	105238902	362
105179101	92	105194101	246	105211501	276	105239001	362
105179801	146	105194301	258	105211601	360	105239002	362
105179901	93	105194401	63	105211701	360	105239101	362
105180001	94	105194402	63	105211801	360	105239201	362
105180201	94	105194403	63	105211901	360	105239301	362
105180301	94	105194501	63	105212001	361	105239401	362
105180501	152	105194502	63	105212101	360	105239601	362
105180601	152	105194503	63	105212201	360	105239701	362
105180801	94	105194601	64	105212301	360	105239702	362
105180901	92	105194701	65	105212401	360	105239801	362
105181001	152	105194702	65	105212501	360	105239802	363
105181301	292	105194801	65	105212601	360	105239901	363
105181401	152	105194802	65	105212701	360	105239902	363
105181501	153	105194901	65	105214101	198	105240201	363
105181601	152	105194902	65	105215701	207	105240202	363
105181701	87	105195001	65	105215702	207	105241001	363
105181801	87	105195002	65	105215703	207	105241002	363
105181901	86	105195501	159	105223304	355	105241101	363

PART #	PAGE #	PART #	PAGE #	PART #	PAGE #	PART #	PAGE #
105241102.....	363	47561646001.....	5, 370	AM1248601.....	324	S20000001.....	312
105241201.....	363	47561647001.....	5, 370	AM1248901.....	324	SVP106502.....	357
105241301.....	363	47561648001.....	4, 370	AM1249101.....	97	SVP296501.....	358
105241401.....	363	47561649001.....	4, 370	AM1249102.....	97	SVP370901.....	225
105241501.....	363	47561650001.....	6, 370	AM1249103.....	97	SVP387901.....	315
105241601.....	363	47561651001.....	6, 370	AM1253102.....	322	SVP473501.....	100
105241602.....	363	47561652001.....	6, 370	AM1253401.....	324	SVP482101.....	357
105241701.....	363	47561653001.....	6, 370	AM1256501.....	226	SVP482201.....	357
105241702.....	363	47562652001.....	7	AM1256502.....	226	SVP482301.....	357
105241801.....	363	47562947001.....	4, 371	AM1256503.....	226	SVP658401.....	315
105241802.....	363	47562948001.....	4, 371	AM1257101.....	312	SVP659401.....	82
105242801.....	332	47562951001.....	4, 5, 6, 371	AM1257102.....	312	SVP707203.....	358
105243001.....	332	AM10011.....	209	AM1257201.....	312	SVP707403.....	358
105243002.....	337	AM10012.....	209	AM1257202.....	312	SVP707801.....	108
105243301.....	262	AM10079.....	74	AM1258101.....	90	SVP707802.....	108
105243501.....	152	AM10080.....	122	AM1258102.....	90	SVP713301.....	80
105244101.....	363	AM10081.....	122	AM1258401.....	90	SVP715401.....	96
105244102.....	364	AM1008702.....	91	AM1258402.....	90	SVP715402.....	96
105245801.....	55	AM1008802.....	91	AM1259001.....	323	SVP715802.....	358
105245901.....	86	AM10419.....	110	AM1263401.....	369	SVP717501.....	66
105247101.....	260	AM10682.....	368	AM1263601.....	371	SVP717601.....	66
105250501.....	103	AM10724.....	204	AM1272101.....	312	SVP717701.....	67
105251901.....	102	AM10824.....	303	AM1272201.....	312	SVP717801.....	67
105255301.....	152	AM10829.....	304	AM1282301.....	89	SVP718002.....	358
105255401.....	152	AM10830.....	304	AM1282302.....	89	SVP718102.....	100
105256701.....	157	AM10896.....	324	AM1300001.....	319	SVP718501.....	358
105256801.....	157	AM10955.....	280	AM1300101.....	319	SVP718601.....	89
105257901.....	152	AM11242.....	358	AM1300201.....	319	SVP718602.....	89
105282901.....	36	AM11903.....	209	AM1300301.....	319	SVP719801.....	358
105282902.....	204	AM11904.....	209	AM15000001.....	11, 58	SVP719901.....	89
105282903.....	36	AM1208101.....	377	AM15000002.....	11, 58	SVP721101.....	360
105287006.....	313	AM1208501.....	158	AM15000003.....	11, 58	SVP721201.....	360
105287701.....	313	AM1208601.....	158	AM15000004.....	11, 58	SVP721301.....	360
105287702.....	313	AM1211901.....	280	AM15000005.....	11, 58	SVP722402.....	358
105287703.....	313	AM1217501.....	277	AM15000006.....	11, 58	SVP723201.....	358
105287704.....	313	AM1220301.....	204	AM15000007.....	11, 58	SVP723202.....	358
105288401.....	288	AM1222201.....	220	AM15000008.....	11, 58	SVP723203.....	358
105288801.....	303	AM1222401.....	288	AM15001001.....	11, 59	SVP732201.....	69
105289101.....	303	AM1222501.....	288	AM15001002.....	11, 59	SVP754201.....	97
105289201.....	303	AM1228001.....	279	AM15001003.....	11, 59	SVP754202.....	97
105289301.....	304	AM1231201.....	211	AM15001004.....	11, 59	SVP754203.....	97
105291501.....	265	AM1232301.....	204	AM15001005.....	11, 59	SVP777401.....	314
105291601.....	304	AM1240901.....	371	AM15001006.....	11, 59	SVP777402.....	314
105291701.....	210	AM1245301.....	279	AM15001007.....	11, 59	SVP777405.....	314
105291702.....	210	AM1245302.....	279	AM15001008.....	11, 59	SVP777503.....	312
105291703.....	210	AM1245303.....	279	AM15003001.....	9, 311	SVP815201.....	359
105295301.....	160	AM1245801.....	160	AM15004001.....	9, 311	SVP816601.....	14
105314001.....	71	AM1247401.....	282	AM15005001.....	9, 311	SVP826602.....	69
105314101.....	71	AM1247501.....	322	AM15005002.....	9, 311	SVP860101.....	314
47539338001.....	56	AM1247601.....	322	AM15005003.....	9, 311	SVPP229901.....	245
47542668001.....	12, 375	AM1247801.....	322	AM15006001.....	315	SVPP234001.....	245
47561644001.....	4, 370	AM1247901.....	323	AM15009001.....	7		
47561645001.....	4, 370	AM1248001.....	323	AM15021001.....	315		

CLUB CAR® DEALER/DISTRIBUTOR PARTS AND ACCESSORIES CATALOG

PRICES: All prices are subject to change without notice. Prices are those in effect at the time of the order. Current price list is available for download via Club Car Links website. Contact your Customer Experience Representative for more information.

ONLINE ORDERING: Club Car offers convenient on-line ordering for Parts and Accessories through Club Car Links. Internet orders received during non-business hours are processed the following business morning.

MAIL, FAX & INTERNET E-MAIL SERVICE: Contact us toll free at (800) 258-2227. Our Customer Account Specialist Team members are available from 8 a.m. to 5 p.m., Eastern Standard Time (EST), Monday through Friday.

NON-STANDARD OR CUSTOM PARTS: A Custom Request is required to determine part number, price and availability/lead time of non-standard or custom parts.

BACK ORDERS: We strive to keep back orders to a minimum and ship them as soon as the parts become available. Questions concerning back orders should be directed to your CX Representative. Backorders on container shipments will automatically be cancelled.

PARTS ORDER CANCELLATION: You may cancel your parts order if we have not started pulling items by contacting your CX Representative. If the order has already been selected, cancellation is not possible. Orders for non-standard and Custom Solutions (SVP) items may not be cancelled.

HAZARDOUS GOODS: Battery shipments with destinations outside of the U.S. cost more to ship and require special packaging. Club Car does not ship hazardous items (batteries, aerosols, lubricants, etc.) via air freight. All hazardous material fees are subject to change without notice.

10 LINE ITEMS OR LESS: Orders received before 4pm Time (EST) with 10 line items or less will ship same day (UPS ground only).

TERMS & CONDITIONS: All purchases are subject to Club Car's Terms and Conditions of Equipment Sale, as revised or amended from time to time.

The Terms are located at <http://www.clubcar.com/us/en/ter-cond.html>, and upon written request, Club Car will mail a copy of the Terms.

Club Car hereby gives notice of its objection to any additional or different terms included in any purchase order or other form submitted for Parts and Accessories.

DAMAGES, SHORTAGES OR INCORRECT MATERIALS (DSI): Delivery to purchaser shall be F.O.B Club Car's plant or warehouse or such other point of origin as Club Car shall designate. Therefore, if it appears the discrepancy occurred in transit, claims for shortages, loss or damages shall be made against the carrier by Purchaser.

If the part shipped via UPS or the discrepancy appears to be a Club Car error, submit a Parts DSI through our EtQ system within 10 days of receipt of product.

RETURN OF GOODS - RETURN GOODS AUTHORIZATION (RGA): Parts returns are not accepted without prior written approval on a Returned Goods Authorization (RGA). To request return authorization, email the following information to CustomerProductSpecialist@irco.com: original order number, part number(s), quantity being returned, date received, and reason for return. RGAs must be requested within 15 days of receipt of parts. A copy of the RGA must be included inside each box or parcel returned.

When a RGA is issued for customer convenience, a 20% restocking fee will apply. All parts must be clearly labeled, in like-new condition and resalable. Parts not satisfying these conditions are subject to a \$35 per item inspection/handling charge and are returned via freight collect or scrapped at your option. The restock fee will be deducted from the total credit of accepted items.

RECEIPT OF INCORRECT PARTS: We make every effort to ensure that you receive the correct parts on your order. If there is a discrepancy, please notify your CX representative within fifteen (15) working days of receiving the parts. Claims are not honored after the fifteen-day acceptance period.

SERVICE PARTS SALES PROGRAMS – US AND CANADIAN DEALERS

FREE FREIGHT PROGRAM: Club Car's Free Freight Program provides you with the opportunity to have service parts shipped to your continental United States location without incurring freight charges. This can be a tremendous tool as you work to reduce your operating costs. Please contact your Customer Experience Representative to learn more about this program.



Ingersoll Rand (NYSE:IR) advances the quality of life by creating comfortable, sustainable and efficient environments. Our people and our family of brands — including Club Car®, Ingersoll Rand®, Thermo King® and Trane® — work together to enhance the quality and comfort of air in homes and buildings; transport and protect food and perishables; and increase industrial productivity and efficiency. We are a global business committed to a world of sustainable progress and enduring results.



Club Car, LLC
PO Box 204658
Augusta, GA 30917
USA

1.800.ClubCar
info@clubcar.com

Club Car
Ingersoll Rand
170/175 Lakeview Drive
Airside Business Park
Swords, Co. Dublin
Ireland

+353 1 870 7000
info.eu@clubcar.com

ingersollrand.com

©2016 Club Car LLC. Club Car believes the information and specifications in this piece of literature were correct at the time of printing. Specifications, standard features, options, fabrics and colors are subject to change without notice. Some features may be unavailable when your vehicle is built. Some vehicles are pictured with options that may be available at extra cost or may not be available on some models. Ask your dealer about the availability of options and verify that the vehicle you ordered includes the equipment you ordered. There are no warranties, expressed or implied, contained herein. See the Limited Warranty in the owner's manual or write to: Club Car, PO Box 204658, Augusta, GA 30917. The company reserves the right to make design changes without obligation to make these changes on previously sold units or systems.