



X-440, X-444
ELECTRIC POWERED
GOLF CARS

SERVICE PARTS MANUAL



MODEL YEARS 1984-86 MANUAL NO. 19929-G1 ISSUED 8/01/85

SERVICE PARTS MANUAL
ELECTRIC POWERED
GOLF CAR
X-440, X-444
MODEL YEARS 1984-86

MANUAL NO. 19929-G1 ISSUED 8/01/85

E-Z-GO DIVISION OF TEXTRON. P.O. BOX 388, AUGUSTA GEORGIA 30913-2699, (404) 798-4311

EZGO TEXTRON

LIMITED WARRANTY

TO OBTAIN A COPY OF THE LIMITED WARRANTY THAT IS APPLICABLE TO YOUR VEHICLE, CALL OR WRITE YOUR LOCAL DISTRIBUTOR, BRANCH, OR E-Z-GO WARRANTY DEPARTMENT.

NOTE

The use of NON E-Z-GO parts may void your warranty.

GENERAL INDEX

	Page No.
How To Use The E-Z-Go Service Manual	3
Illustrated Parts Breakdown:	
Illustration	Effectivity No.
Accelerator & Hill Brake	M2584 307744 and Later 6
Accelerator Switch Assembly	M2584 307744 and Later 10
Accelerator Switch Assembly	J1884 337245 and Later 13A
Accelerator Switch Assembly	L2486 380275 and Later 13E
Battery Charger, 36 Volt (Standard)	M2584 307744 and Later 14
Battery Charger, 36 Volt (U. L.)	UL 0001 17A
Body & Associated Parts	M2584 307744 and Later 18
Body & Associated Parts	B2784 313485 and Later 22B-22C
Body & Associated Parts	L2486 380275 and Later 22H-22I
Brake Linkage	M2584 307744 and Later 24
Fork Assembly	M2584 307744 and Later 28
Forward & Reverse Switch Assembly	M2584 307744 and Later 32
Forward & Reverse Switch Assembly	J1884 337245 and Later 34B
Forward & Reverse Switch Assembly	L2486 380275 and Later 34F
Four Wheel Front Suspension	M2584 307744 and Later 36
Four Wheel Front Suspension	H2385 344009 and Later 38B
Model Details	M2584 307744 and Later 40
Model Details	L2486 380275 and Later 42B
Motor G. E.	M2584 307744 and Later 44
Motor G. E.	L2486 380275 and Later 45A
Power Wiring	M2584 307744 and Later 46
Power Wiring	J1884 337245 and Later 49A-49B
Power Wiring	L2486 380275 and Later 49E-49F
Rear Axle Assembly	M2584 307744 and Later 50
Rear Axle Assembly	H2384 334068 and Later 52B
Rear Axle Assembly	L2486 380275 and Later 52F
Rear Suspension Components	M2584 307744 and Later 54
Rear Suspension Components	B2985 350569 and Later 56B
Rear Suspension Components	L2486 380275 and Later 56F

GENERAL INDEX

GENERAL INDEX

Illustration	Effectivity No.	Page No.
Resistor Board Assembly	M2584 307744 and Later.	58
Resistor Coil & Housing Assembly	L2486 380275 and Later.	59A
Seats & Bag Holder	M2584 307744 and Later.	60
Seats & Bag Holder	H2385 344009 and Later.	62B
Seats & Bag Holder	L2486 380275 and Later.	62F
Steering	M2584 307744 and Later.	64
Steering	L2486 380275 and Later.	66B
Wheel Brake Assembly	M2584 307744 and Later.	68
Wheel Brake Assembly	H2384 334068 and Later.	69A
Wheels & Tires	M2584 307744 and Later.	70
Accessories, Options, Special Tools.		73

HOW TO USE THE E-Z-GO SERVICE PARTS MANUAL

This manual is divided into several sections:

1. GENERAL INFORMATION
2. ILLUSTRATED PARTS BREAKDOWN FOR ELECTRIC POWERED GOLF CAR
3. ACCESSORIES, OPTIONS, SPECIAL TOOLS

The first section, GENERAL INFORMATION, contains the following information:

1. WARRANTY INFORMATION
2. GENERAL INDEX
3. HOW TO USE THE E-Z-GO SERVICE PARTS MANUAL

The second section, ILLUSTRATED PARTS BREAKDOWN (IPB) FOR ELECTRIC POWERED GOLF CARS, contains illustrations and parts lists for all systems of the electric powered vehicle.


The third section, ACCESSORIES, OPTIONS, AND SPECIAL TOOLS, contains a listing of E-Z-Go available accessories, options and special tools that may be purchased from the company.

USE OF THE MANUAL

To determine the part or parts required to service a vehicle, locate the serial number plate (see MODEL DETAILS located in the IPB section of this manual for its location). Note the complete number shown on the plate.

To use this manual, consult the GENERAL INDEX (located in the first section) to locate the information or illustration required.

The GENERAL INDEX is revised to reflect significant changes. **NOTE:** Any significant change will result in a new illustration/parts list being issued. The new illustration will indicate the **starting date** that the change was incorporated; the effective serial number reflects this date. **It is important that the serial number of your vehicle be matched against the illustration effectivity number to ensure that the correct parts be supplied for the vehicle.**



1. WHEN THE PART NUMBER IS NOT KNOWN.

- a. Determine the function and application of the part required. Turn to the General Index and select the most appropriate title.
- b. Turn to the page number indicated and locate the desired part on the illustration.
- c. From the illustration, obtain the item number assigned to the part desired. Refer to the accompanying description for specific information regarding the part.

2. IF YOU KNOW THE PART NAME OR NUMBER.

Locate part number or description in the appropriate column on the right hand page. Note that it is suggested you confirm that the part selected is correct by verifying it with the pictorial representation on the left hand page.

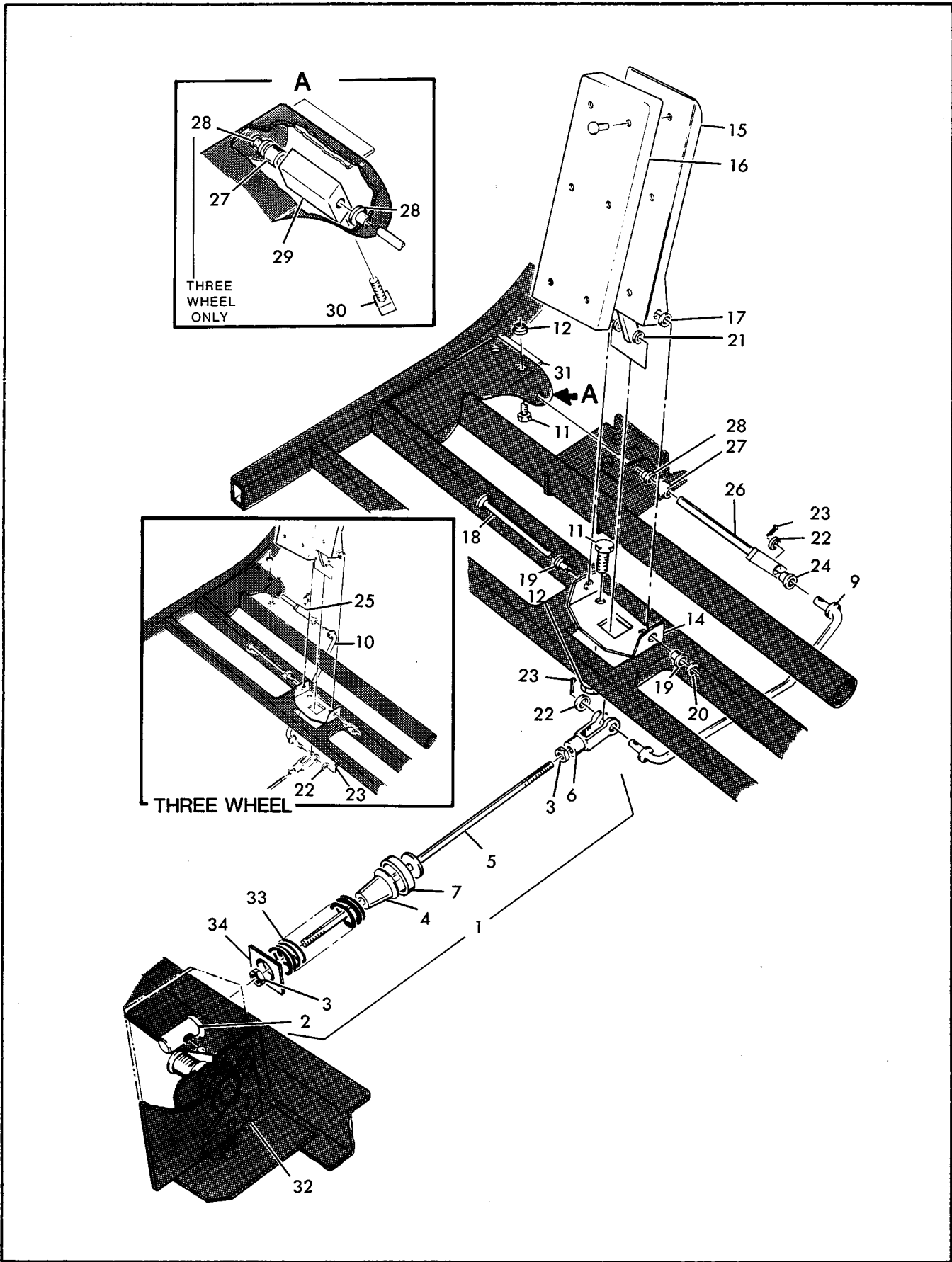
Should an asterisk (*) appear in the part number column on the right hand page, read upwards until a part number is found. The part number is the "lowest" assembly sold by E-Z-Go and the asterisk (*) indicates that the part depicted is not available for sale by E-Z-Go.

Note that the descriptions are "indented" under the assembly that they are used on. That assembly is, in turn, listed under the assembly that it is used on. This process is repeated until the "final assembly" is reached.

NOTE:

Modifications of the product may be made throughout the model year. New illustrations and parts lists will be issued to coincide with the latest change produced. It is most important that the serial number of each vehicle being serviced be checked against the effective date of the manual section being used. ALWAYS STATE MODEL AND SERIAL NUMBER WHEN ORDERING PARTS.

Illustrated Parts Breakdown Electric Powered Golf Car



ACCELERATOR AND HILL BRAKE LINKAGE

EZGO **TEXTRON**

EFFECTIVE SERIAL NO. Electric 3 Wheel M2584 307744 and Later
 Electric 4 Wheel M2584 307744 and Later

ELEC	
3 WHEEL	4 WHEEL
QTY.	

ITEM NO.	PART NO.	DESCRIPTION 1 2 3 4 5	ELEC	
			3 WHEEL	4 WHEEL
			QTY.	
1	C-18043-G1	Accelerator Rod Assembly	1	1
2	B-14444-G3	Ball Joint, Socket	1	1
3	B-00544-G4	Nut, Jam 5/16-24	2	2
4	B-17979-G1	Bushing - Accelerator Rod	1	1
5	B-19710-G1	Accelerator Rod	1	1
6	B-18036-G1	Clevis Yoke Reamed	1	1
7	A-17677-G1	Retainer, Spring.	1	1
8				
9	B-19706-G1	Rod Assembly, Linkage	X	1
10	B-19707-G1	Rod Assembly, Linkage	1	X
11	B-00414-G6	Screw, Hex Hd., #1/4-20 x 3/4 Lg.	4	4
12	A-11027-G2	Nut, Lock, 1/4-20	4	4
13	C-18083-G1	Accelerator Pedal Sub Assembly	1	1
14	B-12511-G1	Base Plate, Accelerator	1	1
15	C-18084-G1	Accelerator Pedal, Weldment	1	1
16	A-15827-G1	Accelerator Pedal, Pad Kit (Includes Rivets)	1	1
17	B-00559-G7	Washer, Flat, 1/4	1	1
18	A-12512-G1	Pin, Accelerator Pedal	1	1
19	A-12513-G1	Bearing, Plastic	2	2
20	A-12064-G2	Nut, Push	1	1
21	A-17255-G1	Washer, Teflon	2	2
22	B-00559-G8	Washer	2	2
23	B-10387-G3	Cotter Pin	2	2
24	A-17838-G1	Bushing, Nylon	2	2
25	B-17657-G1	Pivot Arm Assembly	1	X
26	B-17658-G1	Pivot Arm Assembly	X	1
27	A-14134-G2	Spacer	1	2
28	B-10097-G6	Bearing, Flanged, Reamed	1	2
29	B-12156-G1	Cam, Hill Brake Kickoff	1	1
30	B-00491-G3	Setscrew, Square Hd., #1/4-20 x 3/8 Lg.	2	2

When ordering parts please specify model and serial no. of vehicle.

ISSUE DATE 7/1/85

TITLE ACCELERATOR AND HILL BRAKE LINKAGE (ELECTRIC CAR) MANUAL NO. SP84-E

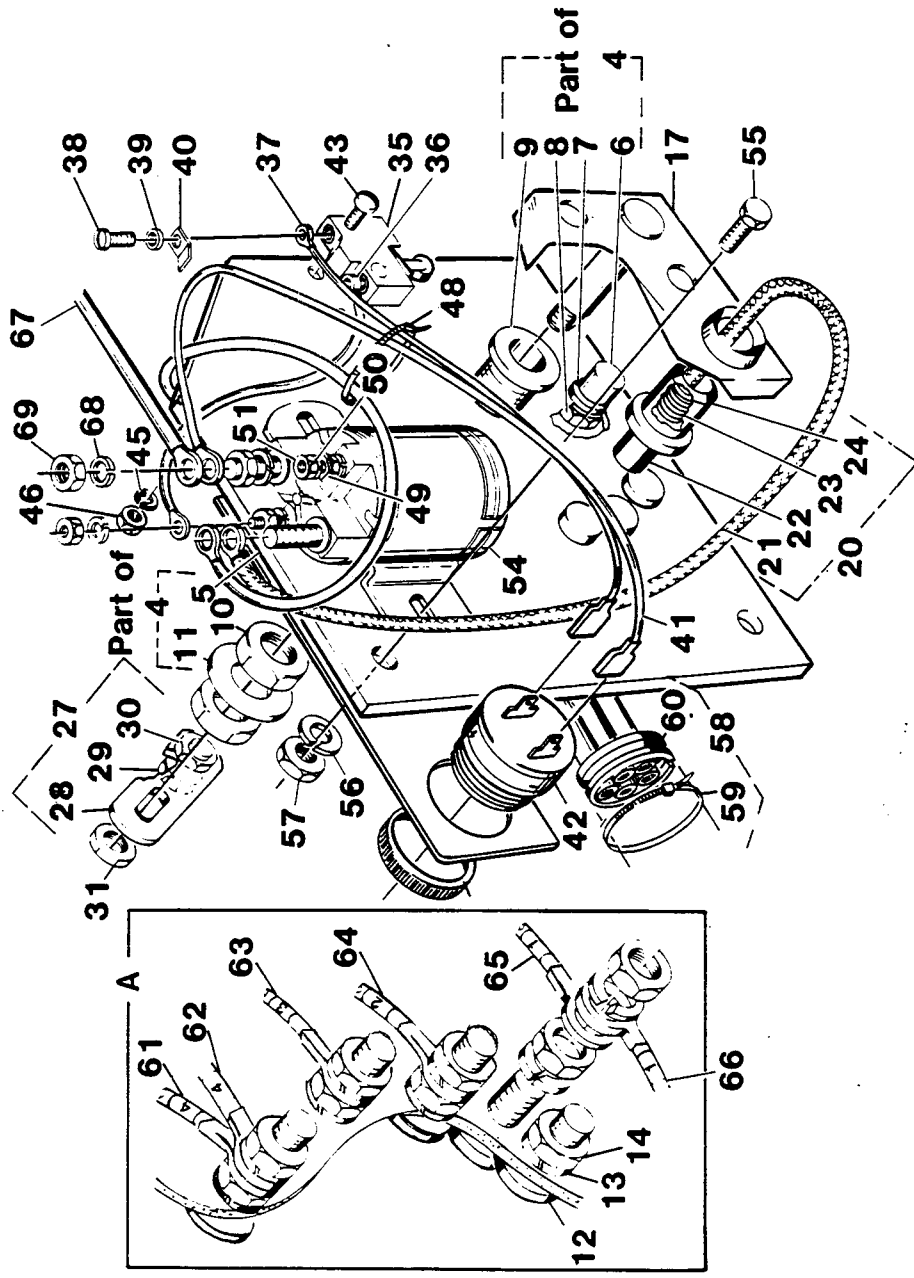
EFFECTIVE SERIAL NO. Electric 3 Wheel M2584 307744 and Later
 Electric 4 Wheel M2584 307744 and Later

ITEM NO.	PART NO.	DESCRIPTION 1 2 3 4 5	ELEC	
			3 WHEEL	4 WHEEL
			QTY.	
31	B-15022-G2	Bracket, Catch		
32	X-XXXX-XX	Accelerator Switch Assembly (See Accel. Switch Assy.)		
33	B-17675-G1	Spring, Compression		
34	B-18034-G1	Retainer, Spring		
	*	Not available as individual part.		

When ordering parts please specify model and serial no. of vehicle.

ISSUE DATE 7/1/85

THIS PAGE LEFT INTENTIONALLY BLANK



ACCELERATOR SWITCH ASSEMBLY

E-Z-GO **TEXTRON**

EFFECTIVE SERIAL NO. Electric 3 Wheel M2584 307744 and Later
 Electric 4 Wheel M2584 307744 and Later

ELEC	
3 WHEEL	4 WHEEL
QTY.	

ITEM NO.	PART NO.	DESCRIPTION 1 2 3 4 5	ELEC	
			3 WHEEL	4 WHEEL
			QTY.	
1	D-18742-G1	Accelerator Switch Assembly	1	1
2				
3				
4	D-18741-G1	Contact Board Assembly	1	1
5	*	Plate, Accelerator	1	1
6	A-17491-G1	Stud, Stop	1	1
7	B-00560-G1	Washer, Flat, 3/8	1	1
8	B-14390-G1	Nut, Lock, Plastic Insert, 3/8-24 UNF-3B	1	1
9	B-11902-G1	Bushing, Shaft	1	1
10	B-00545-G8	Nut, Hex, Jam, 3/4-16 UNF-2B	2	2
11	B-00560-G6	Washer, Flat, 3/4	1	1
12	*	Stud, Contact	5	5
13	*	Washer, Lock, Spring, 5/16	5	5
14	*	Nut, Hex, 5/16-24 UNF-2B	5	5
15				
16				
17	B-17973-G1	Shaft and Arm Assembly	1	1
18				
19				
20	B-17504-G2	Brush and Lead Assembly	1	1
21	*	Terminal, Ring, #6 x 5/16	1	1
22	*	Copper Brush with Lead	1	1
23	*	Spring, -Arm Contact	1	1
24	*	Holder, Brush	1	1
25				
26				
27	A-17663-G1	Pivot Arm Assembly	1	1
28	A-17655-G1	Arm, Accelerator Linkage	1	1
29	B-15944-G3	Ball, Ball Joint	1	1
30	B-00556-G4	Nut, Lock, Two Way, 1/4-20 UNC-2B	1	1

When ordering parts please specify model and serial no. of vehicle.

ISSUE DATE 12/15/83

EFFECTIVE SERIAL NO. Electric 3 Wheel M2584 307744 and Later
 Electric 4 Wheel M2584 307744 and Later

ELEC	
3 WHEEL	4 WHEEL
QTY.	

ITEM NO.	PART NO.	DESCRIPTION 1 2 3 4 5	ELEC	
			3 WHEEL	4 WHEEL
			QTY.	
31	B-11098-G3	Nut, Lock, Plastic Insert, 1/2-20 UNF-3B	1	1
32				
33				
34				
35	B-10606-G2	Switch, Micro	1	1
36	A-17969-G1	Wire Assembly, Black	1	1
37	A-18801-G1	Wire Assembly, Red	1	1
38	A-13514-G1	Screw, Brass Limit Switch	2	2
39	B-00567-G4	Washer, Lock, External Tooth, #8	2	2
40	A-14628-G1	Faston Tab	1	1
41	A-17970-G2	Wire Assembly Green	1	1
42	B-18779-G1	Warning Device	1	1
43	B-00139-G2	Screw, Mach., Rd. Hd., Slot, #6-32UNC x 1 1/4 Lg.	2	2
44				
45	-00565-G3	Washer, Lock, Spring, #6	2	2
46	B-00525-G5	Nut, Hex, #6-32 UNC-2B.	2	2
47				
48	A-16172-G1	Clamp, Nylon	1	1
49	A-12914-G1	Faston Tab	1	1
50	B-00565-G5	Washer, Lock, Spring, #10	2	2
51	B-00526-G4	Nut, Hex, #10-32 UNF-2B	2	2
52				
53				
54	B-18408-G1	Solenoid, 36 Volt, SPNO	1	1
55	B-00414-G6	Screw, Hex Head, 1/4-20 UNC x 3/4 Lg.	2	2
56	-00565-G7	Washer, Lock, Spring, 1/4	2	2
57	B-00532-G1	Nut, Hex, 1/4-20 UNC-2B	2	2
58	C-18838-G1	Wire Harness, Accelerator Switch	1	1
59	A-16172-G1	Clamp, Nylon	4	4
60	B-18834-G2	Loom, Flex, Zip, 3/4	1	1

When ordering parts please specify model and serial no. of vehicle.

ISSUE DATE 12/15/83

TITLE ACCELERATOR SWITCH ASSEMBLY

MANUAL NO.

SP84-E

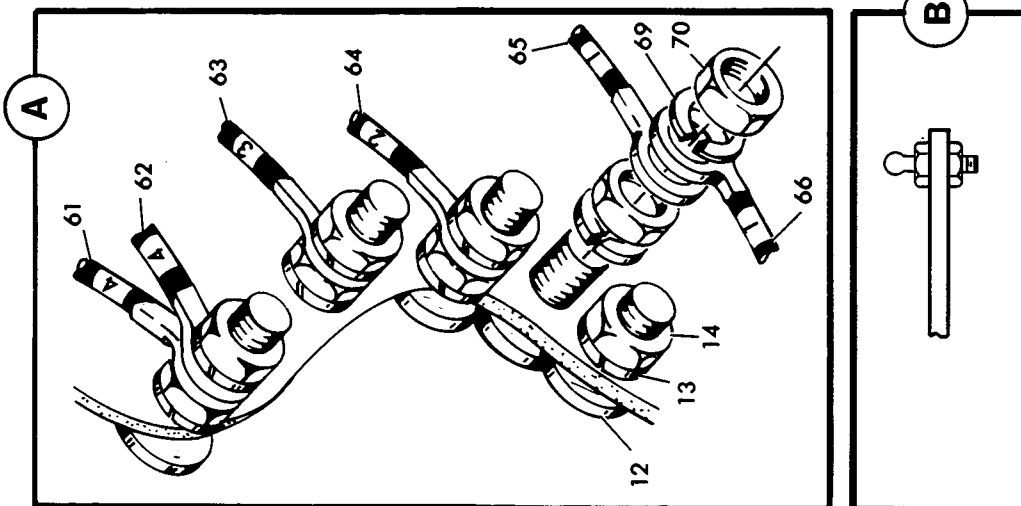
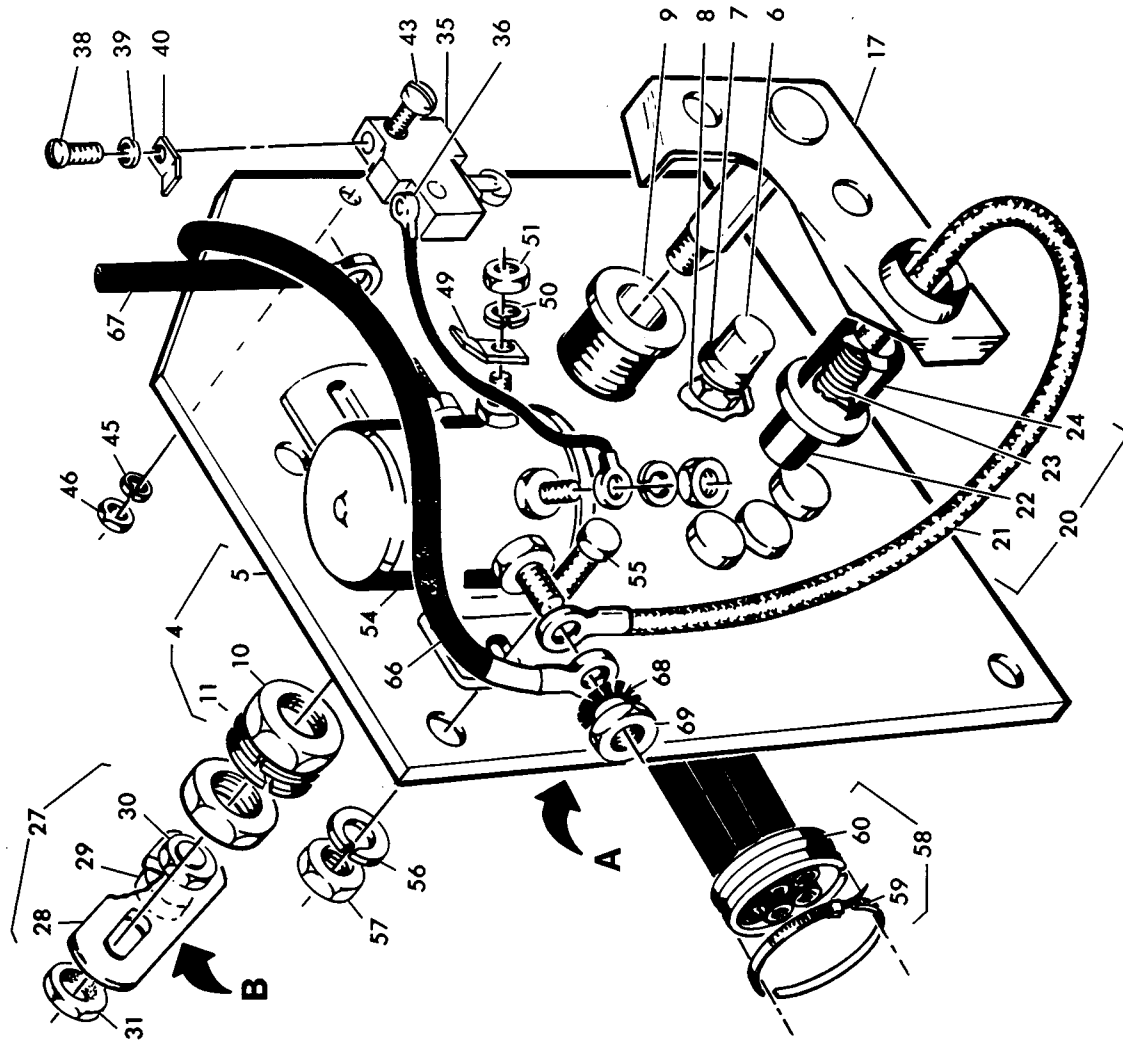
EFFECTIVE SERIAL NO. Electric 3 Wheel M2584 307744 and Later
 Electric 4 Wheel M2584 307744 and Later

ELEC	
3 WHEEL	4 WHEEL
QTY.	

ITEM NO.	PART NO.	DESCRIPTION 1 2 3 4 5	ELEC	
			3 WHEEL	4 WHEEL
			QTY.	
61	A-14632-G1	Wire Assembly, 4 to A1	1	1
62	A-11892-G4	Wire Assembly, 4	1	1
63	A-11891-G4	Wire Assembly, 3	1	1
64	A-11890-G1	Wire Assembly, 2	1	1
65	A-11889-G1	Wire Assembly, 1	1	1
66	A-17965-G1	Wire Assembly, Lo Speed, Solenoid	1	1
67	A-13493-G1	Wire Assembly, Solenoid, F & R Switch	1	1
68	B-00565-G8	Washer, Lock, Spring, 5/16	6	6
69	B-00544-G4	Nut, Hex, Jam, 5/16-24 UNF-2B	6	6
70	B-18780-G1	Plate, Mounting	1	1
	*	Not available as individual part.		

When ordering parts please specify model and serial no. of vehicle.

ISSUE DATE 12/15/83



ACCELERATOR SWITCH ASSEMBLY

E-Z-GO **TEXTRON**

EFFECTIVE SERIAL NO. Electric 3 Wheel J1884 337245 and Later
 Electric 4 Wheel A3185 344761 and Later

ELEC	
3 WHEEL	4 WHEEL
QTY.	

ITEM NO.	PART NO.	DESCRIPTION 1 2 3 4 5	ELEC	
			3 WHEEL	4 WHEEL
			QTY.	
1	D-19255-G2	Accelerator Switch Assembly	1	1
2				
3				
4	D-18741-G1	Contact Board Assembly	1	1
5	*	Plate, Accelerator	1	1
6	A-17491-G1	Stud, Stop	1	1
7	B-00560-G1	Washer, Flat, 3/8	1	1
8	B-14390-G1	Nut, Lock, Plastic Insert, 3/8-24 UNF-3B	1	1
9	B-11902-G1	Bushing, Shaft	1	1
10	B-00545-G8	Nut, Hex, Jam, 3/4-16 UNF-2B	2	2
11	B-00568-G6	Washer, Lock, 3/4	2	2
12	*	Stud, Contact	5	5
13	*	Washer, Lock, Spring, 5/16	5	5
14	*	Nut, Hex, 5/16-24 UNF-2B	5	5
15				
16				
17	B-17973-G1	Shaft and Arm Assembly	1	1
18				
19				
20	B-17504-G1	Brush and Lead Assembly	1	1
21	*	Terminal, Ring, #6 x 5/16	1	1
22	*	Copper Brush with Lead	1	1
23	*	Spring, Arm Contact	1	1
24	*	Holder, Brush	1	1
25				
26				
27	A-17663-G1	Pivot Arm Assembly	1	1
28	A-17655-G1	Arm, Accelerator Linkage	1	1
29	B-15944-G3	Ball, Ball Joint	1	1
30	B-00556-G4	Nut, Lock, Two Way, 1/4-20 UNC-2B	1	1

When ordering parts please specify model and serial no. of vehicle.

ISSUE DATE 7/1/85

EFFECTIVE SERIAL NO. Electric 3 Wheel J1884 337245 and Later
 Electric 4 Wheel A3185 344761 and Later

ITEM NO.	PART NO.	DESCRIPTION 1 2 3 4 5	ELEC	
			3 WHEEL	4 WHEEL
			QTY.	
31	B-11098-G3	Nut, Lock, Plastic Insert, 1/2-20 UNF-3B	1	1
32				
33				
34				
35	B-10606-G2	Switch, Micro	1	1
36	A-17969-G1	Wire Assembly, Black	1	1
37				
38	A-13514-G1	Screw, Brass Limit Switch	2	2
39	B-00567-G4	Washer, Lock, External Tooth, #8	2	2
40	A-14628-G1	Faston Tab	1	1
41				
42				
43	B-00139-G2	Screw, Mach., Rd. Hd., Slot, #6-32UNC x 1 1/4 Lg.	2	2
44				
45	B-00565-G3	Washer, Lock, Spring, #6	2	2
46	B-00525-G5	Nut, Hex, #6-32 UNC-2B.	2	2
47				
48				
49	A-12914-G1	Faston Tab	1	1
50	B-00565-G5	Washer, Lock, Spring, #10	2	2
51	B-00526-G4	Nut, Hex, #10-32 UNF-2B	2	2
52				
53				
54	B-11761-G1	Solenoid, 36 Volt, SPNO	1	1
55	B-00414-G6	Screw, Hex Head, 1/4-20 UNC x 3/4 Lg.	2	2
56	B-00565-G7	Washer, Lock, Spring, 1/4	2	2
57	B-00532-G1	Nut, Hex, 1/4-20 UNC-2B	2	2
58	C-18838-G1	Wire Harness, Accelerator Switch	1	1
59	A-17618-G1	Clamp, Nylon	4	4
60	B-18848-G1	Loom, Flex, Zip, 1.00 18" Long	1	1

When ordering parts please specify model and serial no. of vehicle.

ISSUE DATE 2/15/85

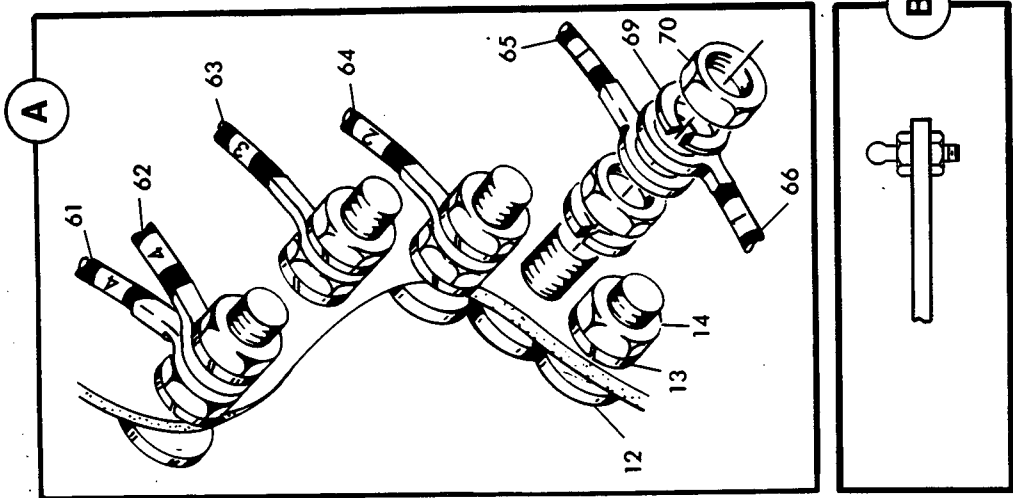
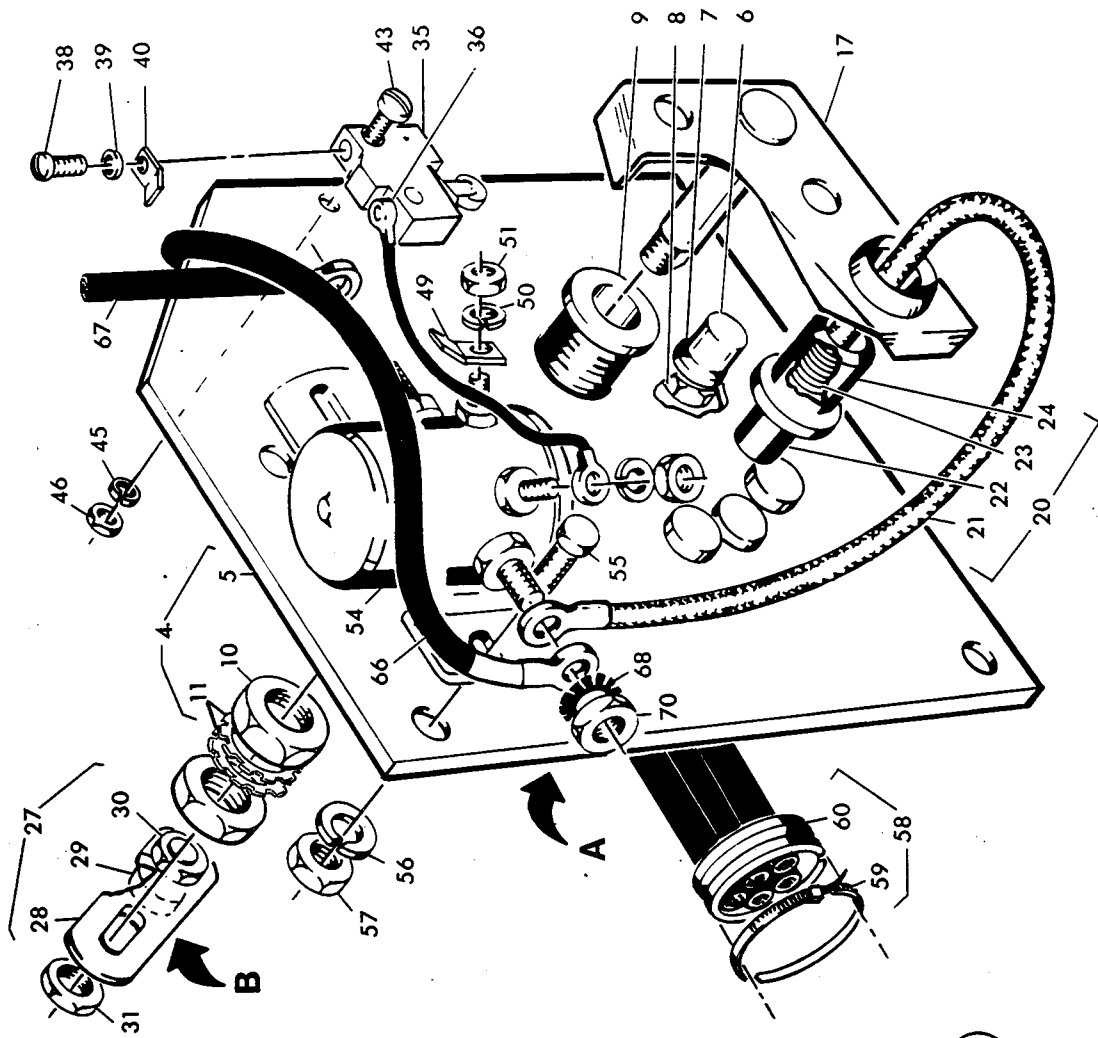
EFFECTIVE SERIAL NO. Electric 3 Wheel J1884 337245 and Later
 Electric 4 Wheel A3185 344761 and Later

ELEC	
3 WHEEL	4 WHEEL
QTY.	

ITEM NO.	PART NO.	DESCRIPTION 1 2 3 4 5	ELEC	
			3 WHEEL	4 WHEEL
			QTY.	
61	A-14632-G1	Wire Assembly, 4 to A1	1	1
62	A-11892-G4	Wire Assembly, 4	1	1
63	A-11891-G4	Wire Assembly, 3	1	1
64	A-11890-G1	Wire Assembly, 2	1	1
65	A-11889-G1	Wire Assembly, 1	1	1
66	A-17965-G1	Wire Assembly, Lo Speed, Solenoid	1	1
67	A-13493-G1	Wire Assembly, Solenoid, F & R Switch	1	1
68	B-00567-G8	Washer, Lock, External Tooth	6	6
69	B-00565-G8	Washer, Lock	4	4
70	B-00544-G4	Nut, Hex, Jam, 5/16-24 UNF-2B	6	6
	*	Not available as individual part.		

When ordering parts please specify model and serial no. of vehicle.

ISSUE DATE 2/15/85



ACCELERATOR SWITCH ASSEMBLY

EZGOTEXTRON

TITLE ACCELERATOR SWITCH ASSEMBLY

MANUAL NO. SP84-E

EFFECTIVE SERIAL NO. Electric 3 Wheel L2486 380275 and Later
 Electric 4 Wheel L2486 380275 and Later

ELEC	
3 WHEEL	4 WHEEL
QTY.	

ITEM NO.	PART NO.	DESCRIPTION 1 2 3 4 5	ELEC	
			3 WHEEL	4 WHEEL
			QTY.	
1	D-19255-G2	Accelerator Switch Assembly	1	1
2				
3				
4	D-18741-G1	Contact Board Assembly	1	1
5	*	Plate, Accelerator	1	1
6	A-17491-G1	Stud, Stop	1	1
7	B-00560-G1	Washer, Flat, 3/8	1	1
8	B-14390-G1	Nut, Lock, Plastic Insert, 3/8-24 UNF-3B	1	1
9	B-11902-G1	Bushing, Shaft	1	1
10	B-00545-G8	Nut, Hex, Jam, 3/4-16 UNF-2B	2	2
11	B-00568-G6	Washer, Lock, 3/4 External Tooth	2	2
12	*	Stud, Contact	5	5
13	*	Washer, Lock, Spring, 5/16	5	5
14	*	Nut, Hex, 5/16-24 UNF-2B	5	5
15				
16				
17	B-17973-G1	Shaft and Arm Assembly	1	1
18				
19				
20	B-17504-G1	Brush and Lead Assembly	1	1
21	*	Terminal, Ring, #6 x 5/16	1	1
22	*	Copper Brush with Lead	1	1
23	*	Spring, Arm Contact	1	1
24	*	Holder, Brush	1	1
25				
26				
27	A-17663-G1	Pivot Arm Assembly	1	1
28	A-17655-G1	Arm, Accelerator Linkage	1	1
29	B-15944-G3	Ball, Ball Joint	1	1
30	B-00556-G4	Nut, Lock, Two Way, 1/4-20 UNC-2B	1	1

When ordering parts please specify model and serial no. of vehicle.

ISSUE DATE 8/1/85

EFFECTIVE SERIAL NO. Electric 3 Wheel L2486 380275 and Later
 Electric 4 Wheel L2486 380275 and Later

ITEM NO.	PART NO.	DESCRIPTION 1 2 3 4 5	ELEC	
			3 WHEEL	4 WHEEL
			QTY.	
31	B-11098-G3	Nut, Lock, Plastic Insert, 1/2-20 UNF-3B	1	1
32				
33				
34				
35	B-10606-G2	Switch, Micro	1	1
36	A-17969-G1	Wire Assembly, Black	1	1
37				
38	A-13514-G1	Screw, Brass Limit Switch	2	2
39	B-00567-G4	Washer, Lock, External Tooth, #8	2	2
40	A-14628-G1	Faston Tab	1	1
41				
42				
43	B-00139-G2	Screw, Mach., Rd. Hd., Slot, #6-32UNC x 1 1/4 Lg.	2	2
44				
45	B-00565-G3	Washer, Lock, Spring, #6	2	2
46	B-00525-G5	Nut, Hex, #6-32 UNC-2B.	2	2
47				
48				
49	A-12914-G1	Faston Tab	1	1
50	B-00565-G5	Washer, Lock, Spring, #10	2	2
51	B-00526-G4	Nut, Hex, #10-32 UNF-2B	2	2
52				
53				
54	B-11761-G1	Solenoid, 36 Volt, SPNO	1	1
55	B-00414-G6	Screw, Hex Head, 1/4-20 UNC x 3/4 Lg.	2	2
56	B-00565-G7	Washer, Lock, Spring, 1/4	2	2
57	B-00532-G1	Nut, Hex, 1/4-20 UNC-2B	2	2
58	C-18902-G1	Wire Harness, Accelerator Switch	1	1
59	A-16172-G1	Clamp, Nylon	4	4
60	B-18834-G1	Loom, Flex, Zip, 3/4	1	1

When ordering parts please specify model and serial no. of vehicle.

ISSUE DATE 8/01/85

EFFECTIVE SERIAL NO. Electric 3 Wheel L2486 380275 and Later
 Electric 4 Wheel L2486 380275 and Later

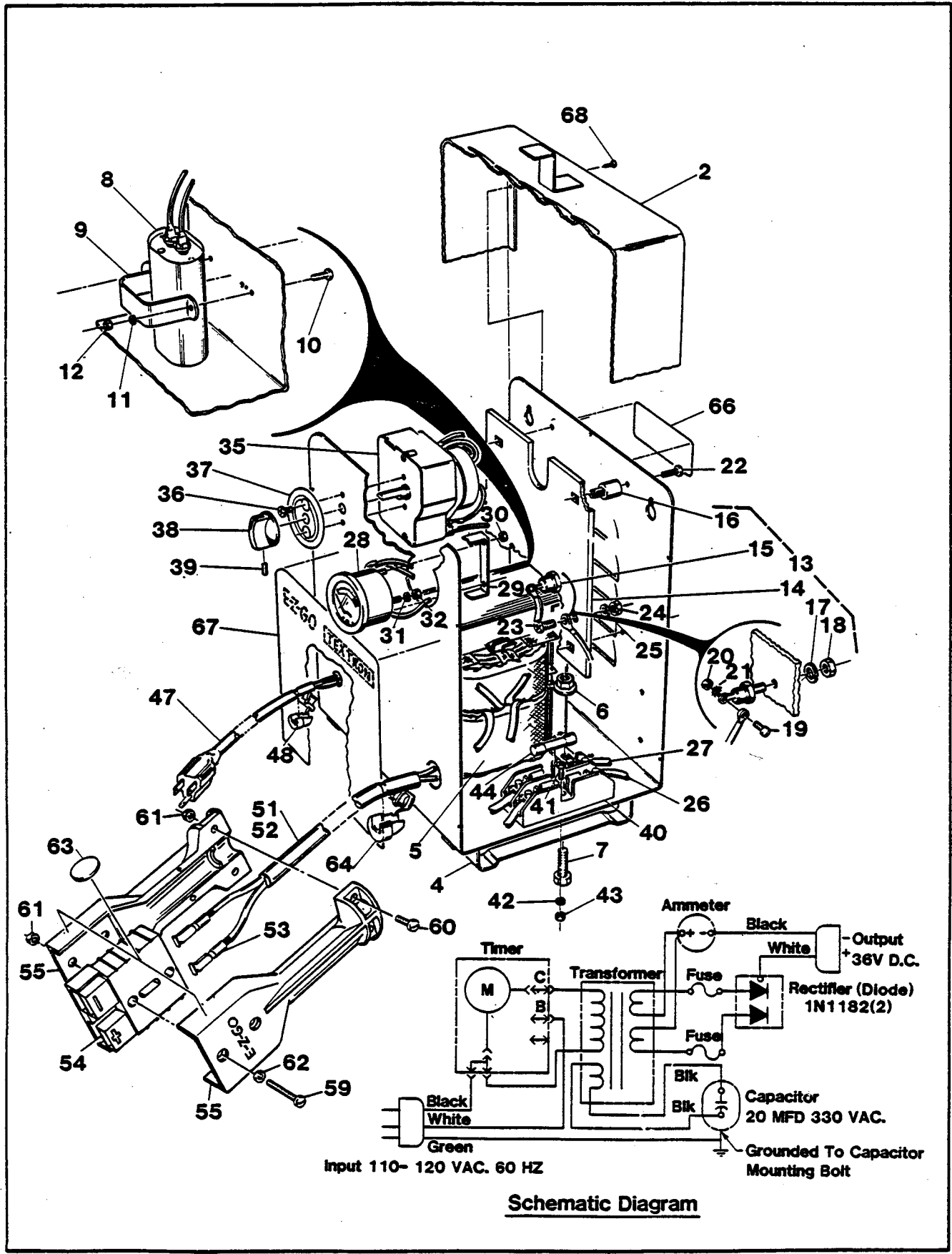
ELEC	
3 WHEEL	4 WHEEL
QTY.	

ITEM NO.	PART NO.	DESCRIPTION 1 2 3 4 5	ELEC	
			3 WHEEL	4 WHEEL
			QTY.	
61				
62	C-18897-G5	Wire Assembly, 4	1	1
63	C-18897-G4	Wire Assembly, 3	1	1
64	C-18897-G2	Wire Assembly, 2	1	1
65	C-18897-G1	Wire Assembly, 1	1	1
66	A-17965-G1	Wire Assembly, Lo Speed, Solenoid	1	1
67	A-13493-G1	Wire Assembly, Solenoid, F & R Switch	1	1
68	B-00567-G8	Washer, Lock, External Tooth	6	6
69	B-00565-G8	Washer, Lock	6	6
70	B-00544-G4	Nut, Hex, Jam 5/16 - 24 UNF-2B	1	1
	*	Not available as individual part.		

When ordering parts please specify model and serial no. of vehicle.

ISSUE DATE 8/01/85





Schematic Diagram

BATTERY CHARGER, 36 VOLT (STANDARD)

TITLE BATTERY CHARGER, 36 VOLT (STANDARD)

MANUAL NO. SP84-E

EFFECTIVE SERIAL NO. Electric 3 Wheel M2584 307744 and Later
 Electric 4 Wheel M2584 307744 and Later

ELEC	
3 WHEEL	4 WHEEL
QTY.	

ITEM NO.	PART NO.	DESCRIPTION 1 2 3 4 5	ELEC	
			3 WHEEL	4 WHEEL
			QTY.	
1	C-18762-G1	Battery Charger, 36 Volt (Complete)	1	1
2	B-11569-G2	Top Cover Assembly	1	1
3				
4	B-11556-G2	Bottom Housing Assembly	1	1
5	D-18771-G1	Transformer, 36 Volt Charger	1	1
6	B-11027-G2	Nut, Lock, Flanged 1/4-20	4	4
7	B-00240-G5	Screw, Machine, Hex 1/4-20 x 5/8 Lg.	4	4
8	B-17077-G1	Capacitor	1	1
9	B-11559-G1	Capacitor Bracket	1	1
10	B-00372-G4	Screw, Machine, Phillips #8-32 x 1/2 Lg.	2	2
11	B-00565-G4	Washer, Lock, Spring Type #8	2	2
12	B-00526-G1	Nut, Hex, Machine, Cad Plate #8-32	2	2
13	C-18768-G2	Heat Sink Assembly	1	1
14	C-18489-G1	Heat Sink	1	1
15	B-18488-G1	Diode (Silicon Rectifier)	2	2
16	B-11572-G2	Nut, Plastic Expansion	3	3
17	B-00565-G7	Washer, Lock, Spring, 1/4	2	2
18	B-00532-G2	Nut, Hex, 1/4-24	2	2
19	B-00138-G3	Screw, Cad Plated #6-32 x 3/8 Lg.	2	2
20	B-00525-G5	Nut, Hex, Machine #6-32	2	2
21	B-00567-G3	Washer, Lock; External Tooth, Cad Plated	2	2
22	B-00512-G7	Screw, Self Tapping, Phillips #8 x 7/8 Lg.	3	3
23	B-00378-G4	Screw, Machine, Phillips #10-24 x 1/2 Lg.	1	1
24	B-00526-G3	Nut, Hex, Machine, Cad Plate #10-24	1	1
25	B-00565-G5	Washer, Lock, Spring Type #10	1	1
26	A-18769-G1	Wire, 12 Ga. 9", White	1	1
27	A-18769-G2	Wire, 12 Ga., 10" White	1	1
28	B-18764-G1	D. C. Ammeter	1	1
29	*	Ammeter Bracket	1	1
30	B-00525-G5	Nut, Hex, Machine, Cad Plate #6-32	2	2
31	B-00565-G5	Washer, Lock, Spring Type #10	2	2
32	B-00526-G4	Nut, Hex, Machine, Cad Plate #10-32	2	2

When ordering parts please specify model and serial no. of vehicle.

ISSUE DATE 12/15/83

EFFECTIVE SERIAL NO. Electric 3 Wheel M2584 307744 and Later
 Electric 4 Wheel M2584 307744 and Later

ELEC	
3 WHEEL	4 WHEEL
QTY.	

ITEM NO.	PART NO.	DESCRIPTION 1 2 3 4 5	ELEC	
			3 WHEEL	4 WHEEL
			QTY.	
33				
34				
35	C-18052-G1	Timer	1	1
36	B-00372-G2	Screw, Machine, Phillips #8-32 x 1/4 Lg.	2	2
37	B-11561-G1	Decal, Timer.	1	1
38	B-11575-G1	Knob, Timer	1	1
39	B-00486-G4	Screw, Set, Cup Point, Socket #8-32 x 1/2 Lg.	1	1
40	B-18245-G1	Fuse Block	1	1
41	B-00372-G4	Screw, Machine, Phillips #8-32 x 1/2 Lg.	2	2
42	B-00565-G4	Washer, Lock, Spring Type #8	2	2
43	B-00526-G1	Nut, Hex, Machine, Cad Plate #8-32	2	2
44	A-18758-G1	Fuse	2	2
45				
46				
47	B-11564-G1	A. C. Cord	1	1
48	B-13557-G2	Strain Relief, Plastic (A. C. Cord)	1	1
49	C-18747-G1	D. C. Cord Assembly 10 Ft.	1	1
50	C-18747-G3	D. C. Cord Assembly 15 Ft.	1	1
51	C-14489-G2	D. C. Cord Sub Assembly 10 Ft.	1	1
52	C-14489-G4	D. C. Cord Sub Assembly 15 Ft.	1	1
53	B-13802-G1	Contact, Connector	2	2
54	B-18782-G1	Connector	1	1
55	B-18972-G1	Handle Installation Kit	1	1
56	*	Handle - Half - LH	1	1
57	*	Handle - Half - RH	1	1
58				
59	B-00647-G9	Screw, Machine, Slot #6-32 x 29/32 Lg.	2	2
60	B-00647-G3	Screw, Mach, Slot, Stainless Steel #6-32 x 3/8 Lg.	2	2
61	B-00646-G1	Nut, Hex, Stainless Steel #6-32	4	4
62	B-00650-G2	Washer, Flat, #5	2	2
63	A-16568-G1	Decal, Side Identification	1	1
64	B-13557-G3	Strain Relief, Plastic (D. C. Cord)	1	1

When ordering parts please specify model and serial no. of vehicle.

ISSUE DATE 12/15/83

TITLE BATTERY CHARGER, 36 VOLT (STANDARD)

MANUAL NO. SP84-E

EFFECTIVE SERIAL NO. Electric 3 Wheel M2584 307744 and Later
 Electric 4 Wheel M2584 307744 and Later

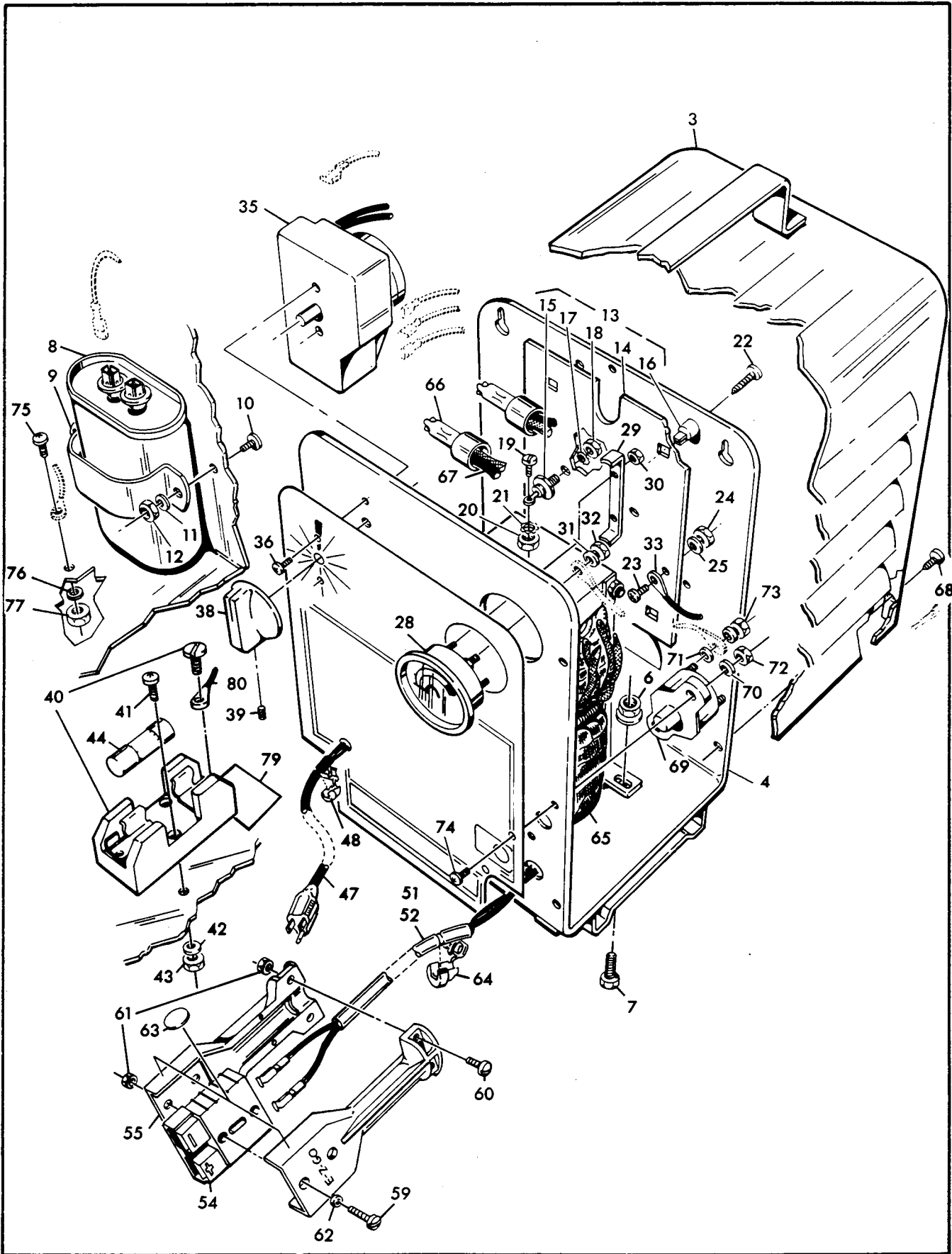
ELEC	
3 WHEEL	4 WHEEL
QTY.	

ITEM NO.	PART NO.	DESCRIPTION 1 2 3 4 5	ELEC	
			3 WHEEL	4 WHEEL
			QTY.	
65				
66		Serial Number Decal, Battery Charger	1	1
67	C-18710-G1	Decal, Operating Instructions, Charger	1	1
68	B-00614-G4	Screw, Self Tapping, Phillips #8 x 1/2 Lg.	10	10
	*	Not available as individual part.		

When ordering parts please specify model and serial no. of vehicle.

ISSUE DATE 12/15/83





BATTERY CHARGER, 36 VOLT (STANDARD)

E-Z-GO **TEXTRON**

EFFECTIVE SERIAL NO. Electric 3 Wheel UL 0001
 Electric 4 Wheel UL 0001

NOTE: THE USE OF NON-U. L. PARTS WILL VOID U. L. LISTING.

ITEM NO.	PART NO.	DESCRIPTION 1 2 3 4 5	ELEC	
			3 WHEEL	4 WHEEL
			QTY.	
1	C-19012-G1	Battery Charger, 36 Volt (Complete) 10 Ft. D.C. Cord	1	1
2	C-19012-G3	Battery Charger, 36 Volt (Complete) 15 Ft. D. C. Cord	1	1
3	B-11569-G2	Top Cover Assembly	1	1
4	C-19086-G4	Bottom Housing Assembly	1	1
5				
6	B-11027-G2	Nut, Lock, Flanged 1/4-20	4	4
7	B-00240-G5	Screw, Machine, Hex 1/4-20 x 5/8 Lg.	4	4
8	B-17077-G1	Capacitor	1	1
9	B-11559-G1	Capacitor Bracket	1	1
10	B-00372-G4	Screw, Machine, Phillips #8-32 x 1/2 Lg.	2	2
11	B-00565-G4	Washer, Lock, Spring Type #8	2	2
12	B-00526-G1	Nut, Hex, Machine, Cad Plate #8-32	2	2
13	C-18768-G2	Heat Sink Assembly	1	1
14	C-18489-G1	Heat Sink	1	1
15	B-18488-G1	Diode (Silicon Rectifier)	2	2
16	B-11572-G2	Nut, Plastic Expansion	3	3
17	B-00567-G7	Washer, Lock, Spring, 1/4	2	2
18	B-00532-G2	Nut, Hex, 1/4-28	2	2
19	B-00138-G3	Screw, Cad Plated #6-32 x 3/8 Lg.	2	2
20	B-00525-G5	Nut, Hex, Machine #6-32	2	2
21	B-00567-G3	Washer, Lock, External Tooth, Cad Plated	2	2
22	B-00512-G7	Screw, Self Tapping, Phillips #8 x 7/8 Lg.	3	3
23	B-00378-G4	Screw, Machine, Phillips #10-24 x 1/2 Lg.	1	1
24	B-00526-G3	Nut, Hex, Machine, Cad Plate #10-24	1	1
25	B-00565-G5	Washer, Lock, Spring Type #10	1	1
26				
27				
28	B-18764-G1	D. C. Ammeter	1	1
29	*	Ammeter Bracket	1	1
30	B-00525-G5	Nut, Hex, Machine, Cad Plate #6-32	2	2
31	B-00565-G5	Washer, Lock, Spring Type #10	2	2
32	B-00526-G4	Nut, Hex, Machine, Cad Plate #10-32	2	2

When ordering parts please specify model and serial no. of vehicle.

ISSUE DATE 2/15/85

EFFECTIVE SERIAL NO. Electric 3 Wheel UL 0001
 Electric 4 Wheel UL 0001

ITEM NO.	PART NO.	DESCRIPTION 1 2 3 4 5	ELEC	
			3 WHEEL	4 WHEEL
			QTY.	
33	B-19441-G1	Wire, 12 Ga., 9", White	1	1
34				
35	C-18052-G1	Timer	1	1
36	B-00372-G2	Screw, Machine, Phillips #8-32 x 1/4 Lg.	2	2
37				
38	B-11575-G1	Knob, Timer	1	1
39	B-00486-G4	Screw, Set, Cup Point, Socket #8-32 x 1/2 Lg.	1	1
40	C-19363-G1	Fuse Block	1	1
41	B-00372-G5	Screw, Machine, Phillips #8-32 x 5/8 Lg.	2	2
42	B-00565-G4	Washer, Lock, Spring Type #8	2	2
43	B-00526-G1	Nut, Hex, Machine, Cad Plate #8-32	2	2
44	B-19361-G1	Fuse, A. C., 15 Amp	1	1
45				
46				
47	C-19388-G1	A. C. Cord	1	1
48	B-13557-G2	Strain Relief, Plastic (A. C. Cord)	1	1
49	C-18747-G1	D. C. Cord Assembly 10 Ft.	1	1
50	C-18747-G3	D. C. Cord Assembly 15 Ft.	1	1
51	C-14489-G2	D. C. Cord Sub Assembly 10 Ft.	1	1
52	C-14489-G4	D. C. Cord Sub Assembly 15 Ft.	1	1
53	B-13802-G1	Contact, Connector	2	2
54	B-18782-G1	Connector	1	1
55	B-18972-G1	Handle Installation Kit	1	1
56	*	Handle - Half - LH	1	1
57	*	Handle - Half - RH	1	1
58				
59	B-00647-G9	Screw, Machine, Slot #6-32 x 29/32 Lg.	2	2
60	B-00647-G3	Screw, Mach, Slot, Stainless Steel #6-32 x 3/8 Lg.	2	2
61	B-00646-G1	Nut, Hex, Stainless Steel #6-32	4	4
62	B-00650-G2	Washer, Flat, #5	2	2
63	A-16568-G2	Decal, Side Identification	1	1
64	B-13557-G3	Strain Relief, Plastic (D. C. Cord)	1	1

When ordering parts please specify model and serial no. of vehicle.

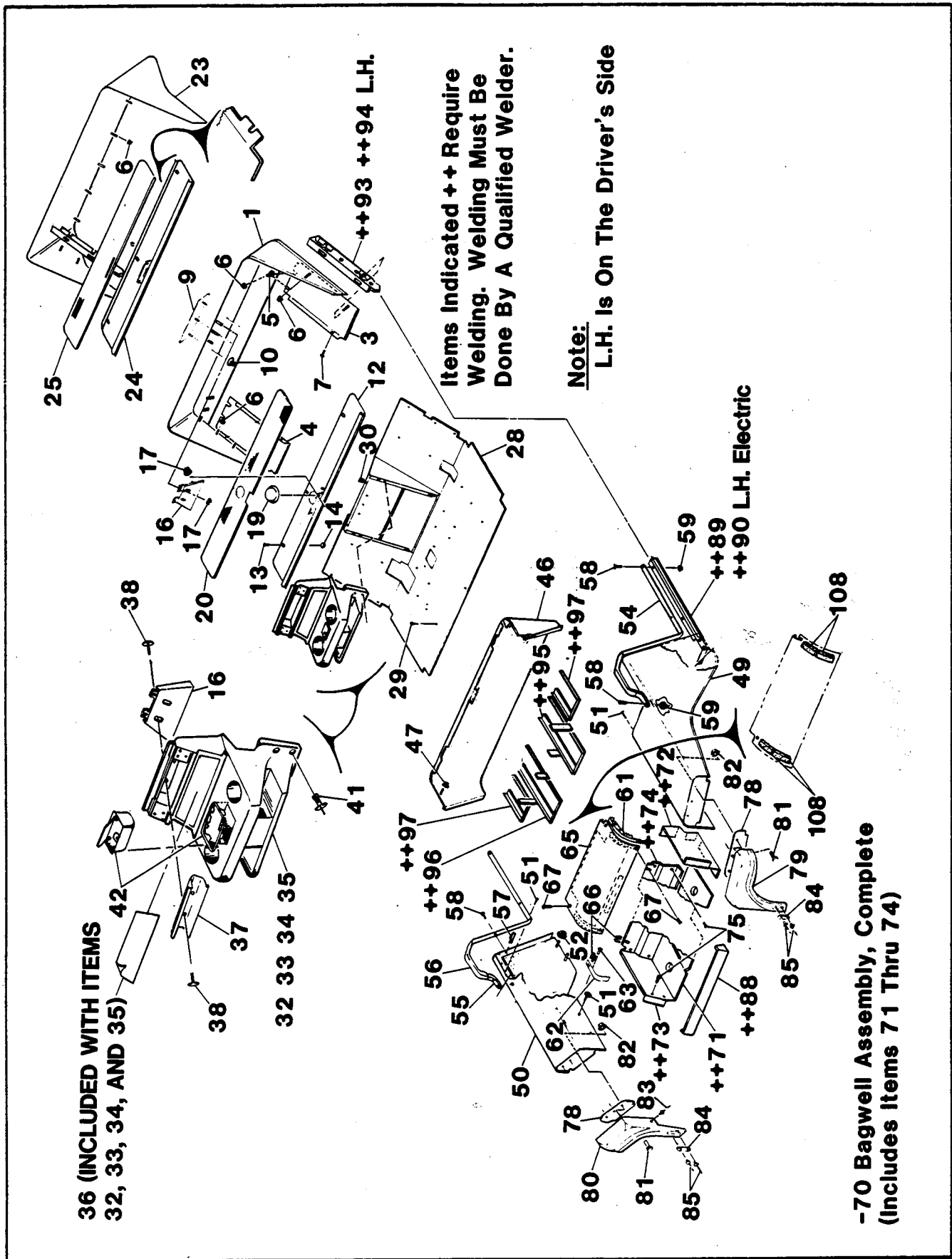
ISSUE DATE 2/15/85

EFFECTIVE SERIAL NO. Electric 3 Wheel UL 0001
 Electric 4 Wheel UL 0001

ITEM NO.	PART NO.	DESCRIPTION 1 2 3 4 5	ELEC	
			3 WHEEL	4 WHEEL
			QTY.	
65	C-19928-G1	Transformer Assembly	1	1
66	*	Wire Splice, Closed End	2	2
67	*	Wire, 12 Gauge, 10" White	2	2
68	B-00614-G4	Screw, Self Tapping, Phillips #8 x 1/2 Lg.	10	10
69	C-19362-G1	Circuit Breaker, 50 Amp	1	1
70	B-00565-G4	Washer, Lock, Spring Type, #8	2	2
71	B-00565-G5	Washer, Flat,, Type #10	4	4
72	B-00526-G1	Nut, Hex, Machine, Cad Plate, #8-32	2	2
73	B-00526-G4	Nut, Hex, Machine, Cad Plate, #10-32	2	2
74	B-00372-G6	Screw, Medium, Pan Head, Cad Plate, #8-32 x 3/4 Lg.	2	2
75	B-00372-G3	Screw, Machine, Pan Head, Cad Plate, #8-32 x 3/8 Lg.	1	1
76	B-00565-G4	Washer, Lock, Spring Type, #8	1	1
77	B-00526-G1	Nut, Hex, Machine, Cad Plate, #8-32	1	1
78				
79	B-19434-G1	Label, Fuse Identification	1	1
80	B-19402-G1	Wire Assembly, 16 Ga. Black	1	1
	*	Not available as individual part.		

When ordering parts please specify model and serial no. of vehicle.

ISSUE DATE 2/15/85



BODY AND ASSOCIATED PARTS

E-Z-GO **TEXTRON**

TITLE BODY AND ASSOCIATED PARTS

MANUAL NO. SP84-E

EFFECTIVE SERIAL NO. Electric 3 Wheel M2584 307744 and Later
 Electric 4 Wheel M2584 307744 and Later

ITEM NO.	PART NO.	DESCRIPTION 1 2 3 4 5	ELEC	
			3 WHEEL	4 WHEEL
			QTY.	
1	D-17107-G2	Cowl Assembly	1	X
2				
3	B-15680-G2	Cover Plate Assembly, Right	1	X
4	B-15681-G2	Cover Plate Assembly, Left	1	X
5	B-00544-G3	Nut, Hex, Jam, Cad Plate, 5/16-18	4	X
6	A-11027-G2	Nut, Lock, Flanged, Cad Plate, 1/4-20	16	13
7	B-00106-G6	Screw, Self Drill & Tap, an Hd., illips, Cad Plate #12-24 x 3/4 Lg.	2	X
8				
9	B-14614-G1	Emblem, E-Z-Go	1	1
10	B-11377-G1	Nut, Cap, Push On	3	3
11				
12	C-18352-G2	Dash Tray Assembly	1	X
13	B-00414-G6	Screw, Cap, Hex Hd, Cad Plate, 1/4-20 x 3/4 Lg.	5	5
14	A-11027-G2	Nut, Lock, Flanged, Cad Plate, 1/4-20	3	3
15				
16	C-18348-G1	Cowl Support Assembly	1	1
17	A-11027-G2	Nut, Lock, Flanged, Cad Plate, 1/4-20	4	4
18				
19	B-12110-G1	Cap, Fork Stem	1	X
20	B-17098-G1	Mat, Dash Tray	1	X
21				
22				
23	C-17104-G2	Cowl Assembly	X	1
24	C-18353-G2	Dash Tray Assembly	X	1
25	B-17097-G1	Mat, Dash Tray	X	1
26				
27				
28	D-15671-G2	Floorboard Assembly	1	1
29	B-00106-G6	Screw, Self Drill & Tap, Pan Hd. Phillips, Cad Plate, #12-24 x 3/4	23	23
30	A-14776-G1	Retainer, Nut "J" Type, Black Phosphate, 1/4-20	2	2

When ordering parts please specify model and serial no. of vehicle.

ISSUE DATE 12/15/83

TITLE BODY AND ASSOCIATED PARTS

MANUAL NO. SP84-E

EFFECTIVE SERIAL NO. Electric 3 Wheel M2584 307744 and Later
 Electric 4 Wheel M2584 307744 and Later

ELEC	
3 WHEEL	4 WHEEL
QTY.	

ITEM NO.	PART NO.	DESCRIPTION 1 2 3 4 5	ELEC	
			3 WHEEL	4 WHEEL
			QTY.	
31				
32	D-18487-G1	Console, Center (Does Not Accept Ash Tray)	1	X
33	D-18487-G2	Console, Center (Does Not Accept Ash Tray)	X	1
34	D-18487-G3	Console, Center (Accepts Ash Tray).	1	X
35	D-18487-G4	Console, Center (Accepts Ash Tray).	X	1
36	B-18332-G1	Decal, Safety (Included in items 32,33,34, & 35)		
37	B-18275-G1	Ball Holder.	1	1
38	B-00559-G7	Washer, Flat 1/4	2	2
39				
40				
41	A-18436-G1	Rivet, Drive, Plastic	6	6
42	A-17581-G1	Ash Tray, Recessed	1	1
43				
44				
45				
46	D-16140-G2	Seat Wrap Assembly	1	1
47	A-11027-G2	Nut, Lock, Flanged, Cad Plate, 1/4-20	8	8
48				
49	D-14707-G7	Fender Weldment, Right	1	1
50	D-14707-G8	Fender Weldment, Left	1	1
51	B-00106-G6	Screw, Self Drill & Tap, Pan Hd. Phillips, Cad Plate, #12-24 x 3/4 Lg.	10	10
52	A-11027-G2	Nut, Lock, Flanged, Cad Plate, 1/4-20	4	4
53				
54	C-14775-G1	Bent Arm Rest Trim Assembly, Right	1	1
55	C-14775-G2	Bent Arm Rest Trim Assembly, Left	1	1
56	B-12117-G1	Vinyl Tubing, Heat Shrink	2	2
57	A-14776-G1	Retainer Nut, "J" Type, Black Phosphate, 1/4-20	4	4
58	B-16705-G1	Screw, Machine, Truss Hd., Phillips, Stainless Steel 1/4-20 x 1 Lg.	10	10
59	A-11027-G2	Nut, Lock, Flanged, Cad Plated, 1/4-20	6	6
60				

When ordering parts please specify model and serial no. of vehicle.

ISSUE DATE 12/15/83

TITLE BODY AND ASSOCIATED PARTS

MANUAL NO. SP84-E

EFFECTIVE SERIAL NO. Electric 3 Wheel M2584 307744 and Later
 Electric 4 Wheel M2584 307744 and Later

ITEM NO.	PART NO.	DESCRIPTION 1 2 3 4 5	ELEC	
			3 WHEEL	4 WHEEL
			QTY.	
61	B-16645-G3	Fillet, Trunk Lid, Right	1	1
62	B-16645-G4	Fillet, Trunk Lid, Left	1	1
63	B-00106-G6	Screw, Self Drill & Tap, Pan Hd., Phillips, Cad Plate, #12-24 x 3/4 Lg.	4	4
64				
65	C-16642-G2	Trunk Lid	1	1
66	A-15844-G1	Nut, Speed, "U" Type	4	4
67	B-00598-G6	Screw, Tapping, Truss Hd Phillips, Cad Plate #10-16 x 3/4	4	4
68				
69				
70	D-17550-G2	Bagwell Assembly, Complete	1	1
71	C-17174-G2	Bottom, Bagwell	1	1
72	C-15674-G3	Panel, Side, Bagwell, Right	1	1
73	C-15674-G4	Panel, Side Bagwell, Left	1	1
74	B-15675-G2	Panel, Front, Bagwell	1	1
75	B-00106-G6	Screw, Self Drill & Tap, Pan Hd. Phillips, Cad Plate, #12-24 x 3/4	8	8
76				
77				
78	B-14726-G1	Plate, Mounting	2	2
79	D-14700-G1	Flexible Fender Cap, Right	1	1
80	D-14700-G2	Flexible Fender Cap, Left	1	1
81	B-00414-G6	Screw, Cap, Hex, Cad Plate, 1/4-20 x 3/4 Lg.	6	6
82	A-11027-G2	Nut, Lock, Flanged, Cad Plate, 1/4-20	6	6
83	A-15058-G1	Rivet, Aluminum, Black	2	2
84	B-14705-G1	Trim Strip	2	2
85	B-14601-G2	Rivet, Aluminum	4	4
86				
87				
88	C-11707-G2	Bumper, Rear	1	1
89	B-15533-G3	Side Rail Assembly, Right	1	1

When ordering parts please specify model and serial no. of vehicle.

ISSUE DATE 12/15/83

TITLE BODY AND ASSOCIATED PARTS

MANUAL NO. SP84-E

EFFECTIVE SERIAL NO. Electric 3 Wheel M2584 307744 and Later
 Electric 4 Wheel M2584 307744 and Later

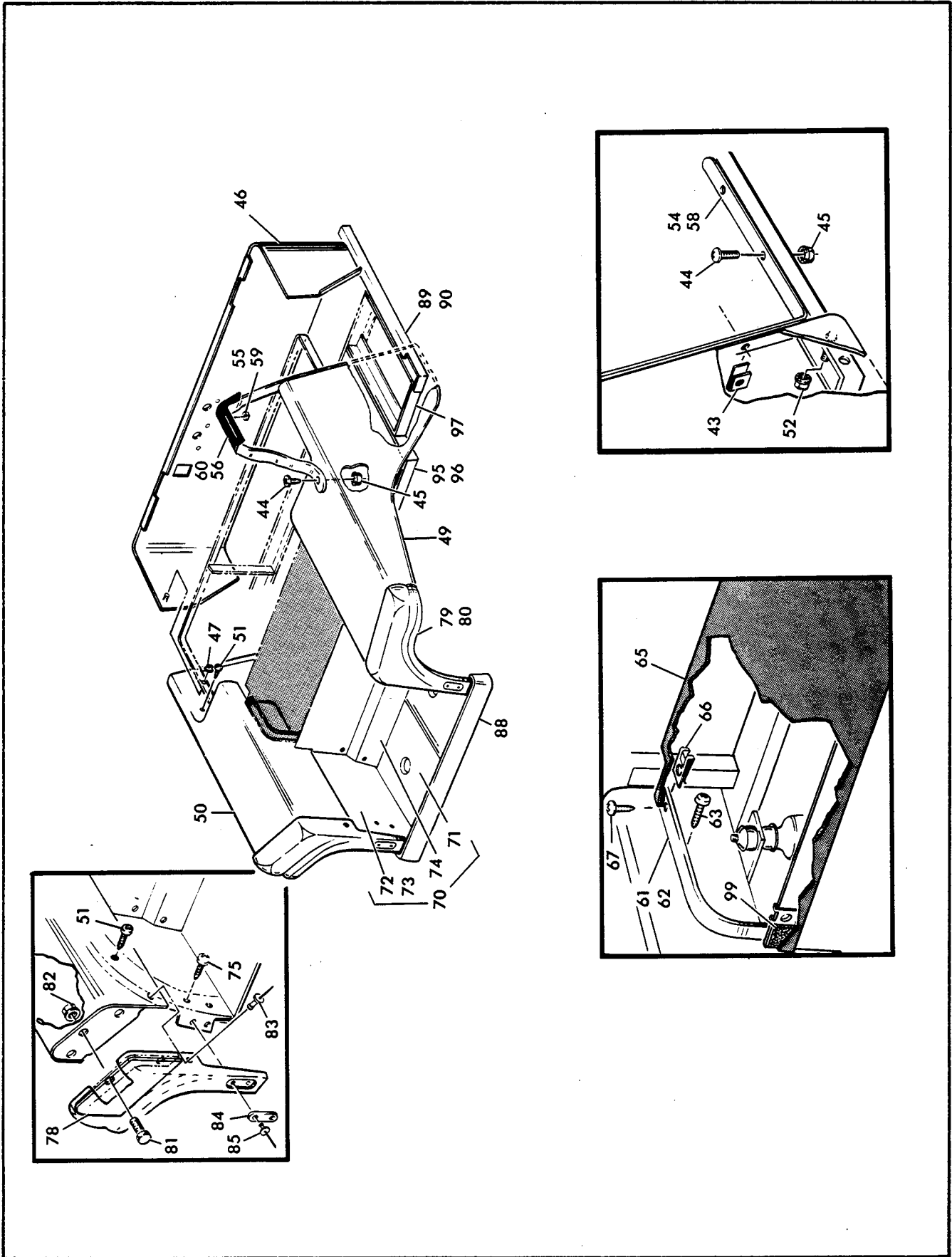
ELEC	
3 WHEEL	4 WHEEL
QTY.	

ITEM NO.	PART NO.	DESCRIPTION 1 2 3 4 5	ELEC	
			3 WHEEL	4 WHEEL
			QTY.	
90	B-15533-G4	Side Rail Assembly, Left	1	1
91				
92				
93	C-15536-G3	Top Rail, Right	1	1
94	C-15536-G4	Top Rail, Left.	1	1
95	C-17026-G1	Battery Rack, Inner, Right	1	1
96	C-17026-G2	Battery Rack, Inner, Left	1	1
97	C-15528-G2	Battery Rack, Outer	2	2
98				
99				
100				
101				
102				
103				
104				
105				
106				
107				
108	A-18391-G1	Noise Suppressor, Trunk Lid	2	2
109				
110				

When ordering parts please specify model and serial no. of vehicle.

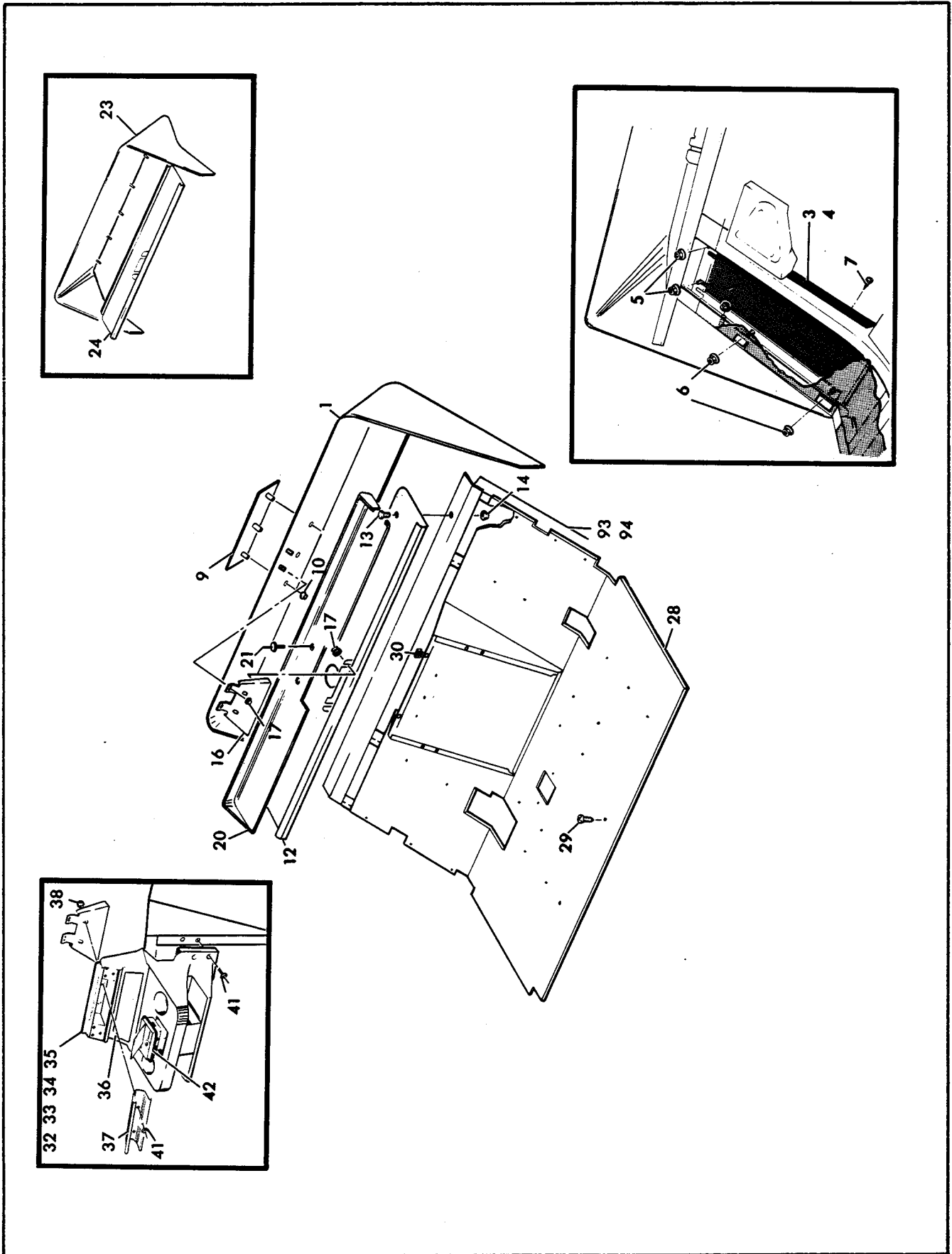
ISSUE DATE 12/15/83

THIS PAGE LEFT INTENTIONALLY BLANK



BODY AND ASSOCIATED PARTS

E-Z-GO **TEXTRON**



BODY AND ASSOCIATED PARTS

TITLE BODY AND ASSOCIATED PARTS

MANUAL NO. SP84-E

EFFECTIVE SERIAL NO. Electric 3 Wheel B2784 313485 and Later
 Electric 4 Wheel B2784 313485 and Later

ITEM NO.	PART NO.	DESCRIPTION 1 2 3 4 5	ELEC	
			3 WHEEL	4 WHEEL
			QTY.	
1	D-17107-G2	Cowl Assembly	1	X
2				
3	B-15680-G2	Cover Plate Assembly, Right	1	X
4	B-15681-G2	Cover Plate Assembly, Left	1	X
5	B-00544-G3	Nut, Hex, Jam, Cad Plate, 5/16-18	4	X
6	A-11027-G2	Nut, Lock, Flanged, Cad Plate, 1/4-20	16	13
7	B-00106-G6	Screw, Self Drill & Tap, Pan Hd., Phillips, Cad Plate #12-24 x 3/4 Lg.	2	X
8				
9	B-14614-G1	Emblem, E-Z-Go.	1	1
10	B-11377-G1	Nut, Cap, Push On	3	3
11				
12	C-18352-G2	Dash Tray Assembly	1	X
13	B-00414-G6	Screw, Cap, Hex Hd, Cad Plate, 1/4-20 x 3/4 Lg.	5	5
14	A-11027-G2	Nut, Lock, Flanged, Cad Plate, 1/4-20	3	3
15				
16	C-18348-G1	Cowl Support Assembly.	1	1
17	A-11027-G2	Nut, Lock, Flanged, Cad Plate, 1/4-20	4	4
18				
19				
20	D-18796-G1	Liner, Dash Tray.	1	1
21	A-18436-G1	Rivet, Plastic Drive.	2	2
22				
23	C-17104-G2	Cowl Assembly.	X	1
24	C-18353-G2	Dash Tray Assembly.	X	1
25				
26				
27				
28	D-15671-G2	Floorboard Assembly.	1	1
29	B-00106-G6	Screw, Self Drill & Tap, Pan Hd. Phillips, Cad Plate, #12-24 x 3/4	23	23
30	A-14776-G1	Retainer, Nut "J" Type, Black Phosphate, 1/4-20	2	2

When ordering parts please specify model and serial no. of vehicle.

ISSUE DATE 2/15/85

EFFECTIVE SERIAL NO. Electric 3 Wheel B2784 313485 and Later
 Electric 4 Wheel B2784 313485 and Later

ELEC	
3 WHEEL	4 WHEEL
QTY.	

ITEM NO.	PART NO.	DESCRIPTION 1 2 3 4 5	ELEC	
			3 WHEEL	4 WHEEL
			QTY.	
31				
32	C-18487-G1	Console, Center (Does Not Accept Ash Tray)	1	X
33	C-18487-G2	Console, Center (Does Not Accept Ash Tray)	X	1
34	C-18487-G3	Console, Center (Accepts Ash Tray)	1	X
35	C-18487-G4	Console, Center (Accepts Ash Tray)	X	1
36	B-18332-G1	Decal, Safety (Included in items 32,33,34, & 35)		
37	B-18275-G1	Ball Holder	1	1
38	B-00559-G7	Washer, Flat 1/4	2	2
39				
40				
41	A-18436-G1	Rivet, Drive, Plastic	6	6
42	A-17581-G1	Ash Tray, Recessed	1	1
43	A-14776-G1	Retainer, Nut, 'J' Type, Black Phosphate, 1/4-20	4	4
44	B-16705-G1	Screw, Machine, Truss Hd., Phillips, S. S., 1/4-20 x 1 Lg.	10	10
45	A-11027-G2	Nut, Lock, Flanged, Cad Plate, 1/4-20	6	6
46	D-18372-G2	Seat Wrap Assembly	1	1
47	A-11027-G2	Nut, Lock, Flanged, Cad Plate, 1/4-20	8	8
48				
49	D-14707-G7	Fender Weldment, Right	1	1
50	D-14707-G8	Fender Weldment, Left	1	1
51	B-00106-G6	Screw, Self Drill & Tap, Pan Hd. Phillips, Cad Plate, #12-24 x 3/4 Lg.	10	10
52	A-11027-G2	Nut, Lock, Flanged, Cad Plate, 1/4-20	4	4
53	D-19379-G1	Restraint, Hip-Hand Hold Assembly, R.S.	1	1
54	D-19357-G1	Restraint, Hip-Hand Hold	1	1
55	A-19577-G1	Nut, Self-Threading, 3/16	2	2
56	C-19356-G1	Trim, Hand Hold	1	1
57	D-19379-G2	Restraint, Hip-Hand Hold Assembly, L.S.	1	1
58	D-19358-G1	Restraint, Hip-Hand Hold	1	1
59	A-19577-G1	Nut, Self-Threading, 3/16	2	2
60	C-19356-G1	Trim, Hand Hold	1	1

When ordering parts please specify model and serial no. of vehicle.

ISSUE DATE 2/15/85

EFFECTIVE SERIAL NO. Electric 3 Wheel B2784 313485 and Later
 Electric 4 Wheel B2784 313485 and Later

ELEC	
3 WHEEL	4 WHEEL
QTY.	

ITEM NO.	PART NO.	DESCRIPTION 1 2 3 4 5	ELEC	
			3 WHEEL	4 WHEEL
			QTY.	
61	B-16645-G3	Fillet, Trunk Lid, Right	1	1
62	B-16645-G4	Fillet, Trunk Lid, Left	1	1
63	B-00106-G6	Screw, Self Drill & Tap, Pan Hd., Phillips, Cad Plate, #12-24 x 3/4 Lg.	4	4
64				
65	C-16642-G2	Trunk Lid	1	1
66	A-15844-G1	Nut, Speed, "U" Type	4	4
67	B-00598-G6	Screw, Tapping, Truss Hd Phillips, Cad Plate #10-16 x 3/4	4	4
68				
69				
70	D-17550-G2	Bagwell Assembly, Complete	1	1
71	C-17174-G2	Bottom, Bagwell	1	1
72	C-15674-G3	Panel, Side, Bagwell, Right	1	1
73	C-15674-G4	Panel, Side Bagwell, Left	1	1
74	B-15675-G2	Panel, Front, Bagwell	1	1
75	B-00106-G6	Screw, Self Drill & Tap, Pan Hd. Phillips, Cad Plate, #12-24 x 3/4	8	8
76				
77				
78	B-14726-G1	Plate, Mounting	2	2
79	D-14700-G1	Flexible Fender Cap, Right	1	1
80	D-14700-G2	Flexible Fender Cap, Left	1	1
81	B-00414-G6	Screw, Cap, Hex, Cad Plate, 1/4-20 x 3/4 Lg.	6	6
82	A-11027-G2	Nut, Lock, Flanged, Cad Plate, 1/4-20	6	6
83	A-15058-G1	Rivet, Aluminum, Black	2	2
84	B-14705-G1	Trim Strip	2	2
85	B-14601-G2	Rivet, Aluminum	4	4
86				
87				
88	C-11707-G2	Bumper, Rear	1	1
89	B-15533-G3	Side Rail Assembly, Right	1	1

When ordering parts please specify model and serial no. of vehicle.

ISSUE DATE 2/15/85

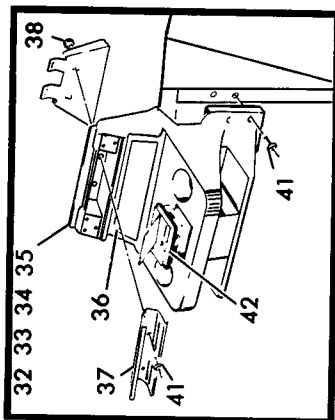
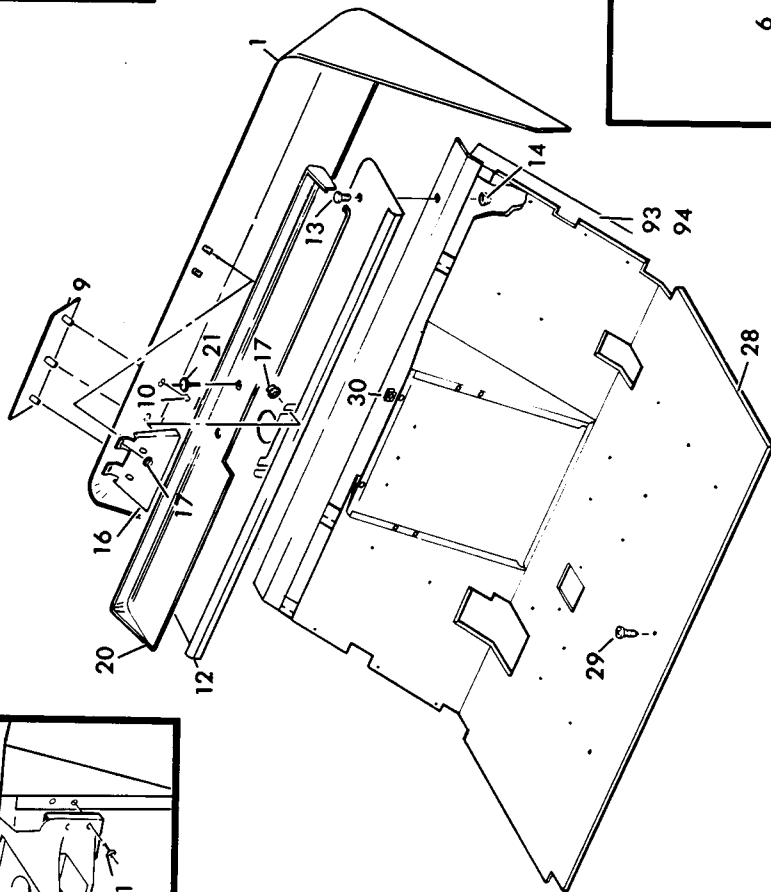
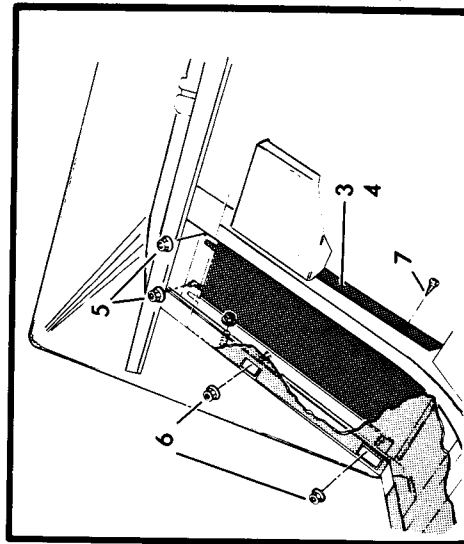
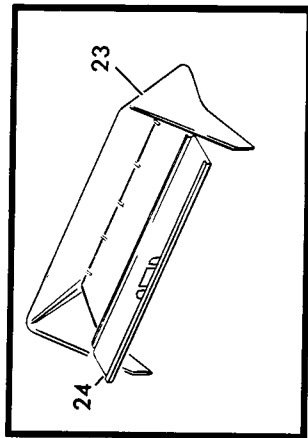
EFFECTIVE SERIAL NO. Electric 3 Wheel B2784 313485 and Later
 Electric 4 Wheel B2784 313485 and Later

ELEC	
3 WHEEL	4 WHEEL
QTY	

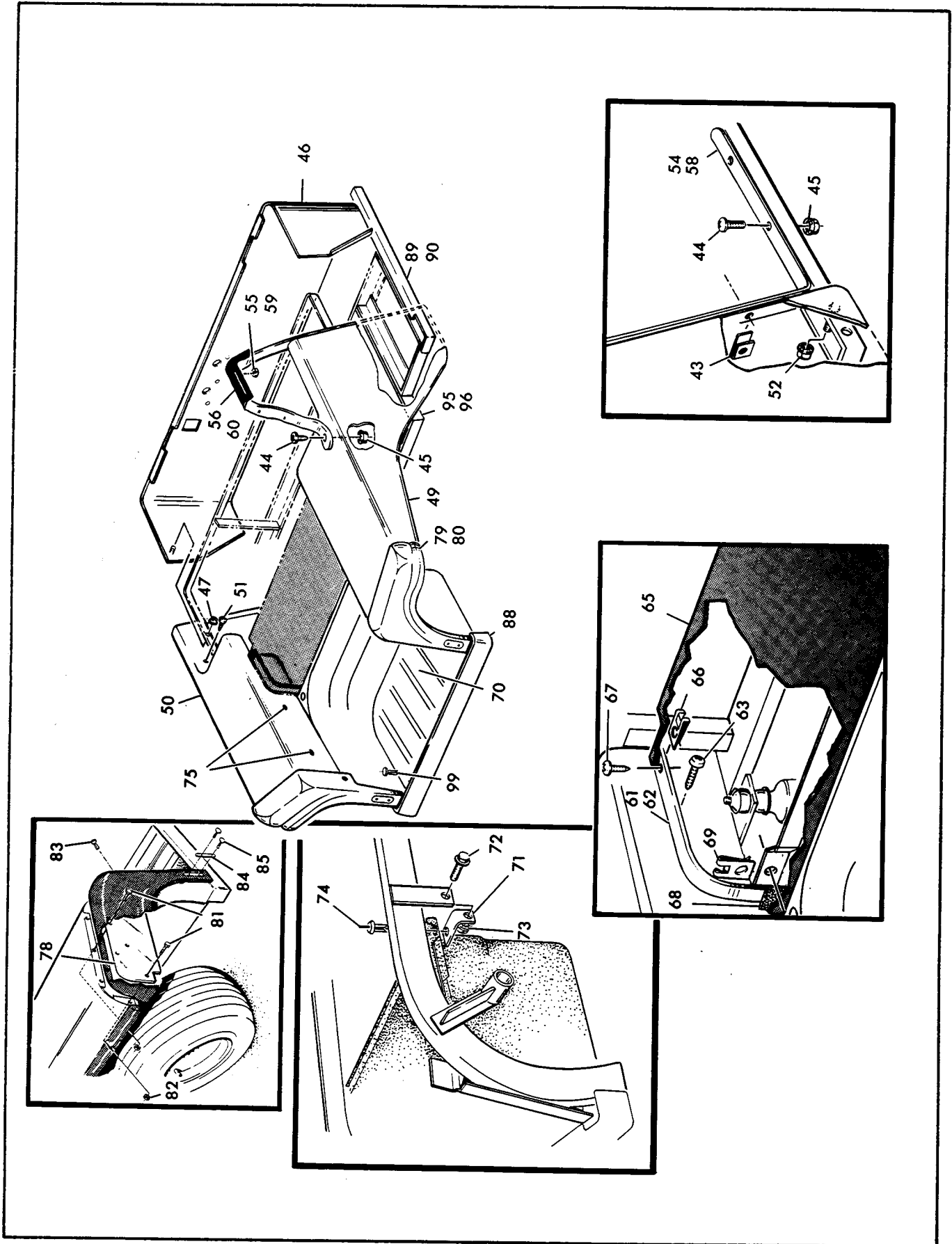
ITEM NO.	PART NO.	DESCRIPTION 1 2 3 4 5	ELEC	
			3 WHEEL	4 WHEEL
			QTY	
90	B-15533-G4	Side Rail Assembly, Left	1	1
91				
92				
93	C-15536-G3	Top Rail, Right	1	1
94	C-15536-G4	Top Rail, Left	1	1
95	C-17026-G1	Battery Rack, Inner, Right	1	1
96	C-17026-G2	Battery Rack, Inner, Left	1	1
97	C-15528-G2	Battery Rack, Outer	2	2
98				
99	A-18391-G1	Noise Suppressor, Trunk Lid	2	2

When ordering parts please specify model and serial no. of vehicle.

ISSUE DATE 2/15/85



BODY AND ASSOCIATED PARTS



BODY AND ASSOCIATED PARTS

EZGO **TEXTRON**

EFFECTIVE SERIAL NO. Electric 3 Wheel L2486 380275 and Later
 Electric 4 Wheel L2486 380275 and Later

ITEM NO.	PART NO.	DESCRIPTION 1 2 3 4 5	ELEC	
			3 WHEEL	4 WHEEL
			QTY.	
1	D-20211-G2	Cowl Assembly	1	X
2				
3	B-15680-G2	Cover Plate Assembly, Right	1	X
4	B-15681-G2	Cover Plate Assembly, Left	1	X
5	B-00544-G3	Nut, Hex, Jam, Cad Plate, 5/16-18	4	X
6	A-11027-G2	Nut, Lock, Flanged, Cad Plate, 1/4-20	16	13
7	B-00106-G6	Screw, Self Drill & Tap, Pan Hd., Phillips, Cad Plate #12-24 x 3/4 Lg.	2	X
8				
9	C-19817-G1	Emblem, E-Z-Go.	1	1
10	A-12064-G3	Nut, Cap, Push On	3	3
11				
12	C-18352-G2	Dash Tray Assembly	1	X
13	B-00414-G6	Screw, Cap, Hex Hd, Cad Plate, 1/4-20 x 3/4 Lg.	5	5
14	A-11027-G2	Nut, Lock, Flanged, Cad Plate, 1/4-20	3	3
15				
16	C-18348-G1	Cowl Support Assembly.	1	1
17	A-11027-G2	Nut, Lock, Flanged, Cad Plate, 1/4-20	4	4
18				
19				
20	D-18796-G1	Liner, Dash Tray.	1	1
21	A-18436-G1	Rivet, Plastic Drive.	2	2
22				
23	C-20210-G2	Cowl Assembly.	X	1
24	C-18353-G2	Dash Tray Assembly.	X	1
25				
26				
27				
28	D-15671-G2	Floorboard Assembly.	1	1
29	B-00106-G6	Screw, Self Drill & Tap, Pan Hd. Phillips, Cad Plate, #12-24 x 3/4	23	23
30	A-14776-G1	Retainer, Nut "J" Type, Black Phosphate, 1/4-20	2	2

When ordering parts please specify model and serial no. of vehicle.

ISSUE DATE 8/01/85

EFFECTIVE SERIAL NO. Electric 3 Wheel L2486 380275 and Later
 Electric 4 Wheel L2486 380275 and Later

ELEC	
3 WHEEL	4 WHEEL
QTY.	

ITEM NO.	PART NO.	DESCRIPTION 1 2 3 4 5	ELEC	
			3 WHEEL	4 WHEEL
			QTY.	
31				
32	C-18487-G1	Console, Center (Does Not Accept Ash Tray)	1	X
33	C-18487-G2	Console, Center (Does Not Accept Ash Tray)	X	1
34	C-18487-G3	Console, Center (Accepts Ash Tray)	1	X
35	C-18487-G4	Console, Center (Accepts Ash Tray)	X	1
36	B-18332-G1	Decal, Safety (Included in items 32,33,34, & 35)		
37	B-18275-G1	Ball Holder	1	1
38	B-00559-G7	Washer, Flat 1/4	2	2
39				
40				
41	A-18436-G1	Rivet, Drive, Plastic	6	6
42	A-17581-G1	Ash Tray, Recessed	1	1
43	A-14776-G1	Retainer, Nut, 'J' Type, Black Phosphate, 1/4-20	4	4
44	B-16705-G1	Screw, Machine, Truss Hd., Phillips, S. S., 1/4-20 x 1 Lg. . .	10	10
45	A-11027-G2	Nut, Lock, Flanged, Cad Plate, 1/4-20	6	6
46	D-20297-G2	Seat Wrap Assembly	1	1
47	A-11027-G2	Nut, Lock, Flanged, Cad Plate, 1/4-20	8	8
48				
49	D-19555-G3	Fender Weldment, Right	1	1
50	D-19555-G4	Fender Weldment, Left	1	1
51	B-00106-G6	Screw, Self Drill & Tap, Pan Hd. Phillips, Cad Plate, #12-24 x 3/4 Lg.	10	10
52	A-11027-G2	Nut, Lock, Flanged, Cad Plate, 1/4-20	4	4
53	D-19379-G1	Restraint, Hip-Hand Hold Assembly, R.S.	1	1
54	D-19357-G1	Restraint, Hip-Hand Hold	1	1
55	A-12064-G3	Nut, Self-Threading, 3/16	2	2
56	C-19356-G1	Trim, Hand Hold	1	1
57	D-19379-G2	Restraint, Hip-Hand Hold Assembly, L.S.	1	1
58	D-19358-G1	Restraint, Hip-Hand Hold	1	1
59	A-12064-G3	Nut, Self-Threading, 3/16	2	2
60	C-19356-G1	Trim, Hand Hold	1	1

When ordering parts please specify model and serial no. of vehicle.

ISSUE DATE 8/01/85

TITLE BODY AND ASSOCIATED PARTS

MANUAL NO. SP84-E

EFFECTIVE SERIAL NO. Electric 3 Wheel L2486 380275 and Later
 Electric 4 Wheel L2486 380275 and Later

ITEM NO.	PART NO.	DESCRIPTION 1 2 3 4 5	ELEC	
			3 WHEEL	4 WHEEL
			QTY.	
61	C-19534-G3	Fillet, Trunk Lid, Right	1	1
62	C-19534-G4	Fillet, Trunk Lid, Left	1	1
63	B-00106-G6	Screw, Self Drill & Tap, Pan Hd., Phillips, Cad Plate, #12-24 x 3/4 Lg.	4	4
64	C-19533-G2	Trunk Lid Installation Kit		
65	C-19554-G2	Trunk Lid	1	1
66	A-15844-G1	Nut, Speed, "U" Type 1/32" Mat	2	2
67	B-00598-G6	Screw, Tapping, Truss Hd Phillips, Cad Plate #10-16 x 3/4	4	4
68	A-17684-G1	Noise Suppressor, Trunk Lid	4	4
69	A-19599-G1	Nut, Speed, 'U' Type 1/8" Mat	2	2
70	D-19034-G1	Bagwell Plastic	1	1
71	B-19524-G1	Bagwell Mount	2	2
72	B-13437-G4	Screw, Lock, Flanged, Whiz 3/8 - 16 x 1" Lg.	2	2
73	B-11027-G5	Nut, Lock, Flanged, Whiz, 3/8 - 16 - 2B	1	1
74	A-18436-G1	Rivet, Plastic Drive	4	4
75	A-15058-G1	Rivet, Alum., Black 3/16"	4	4
76				
77				
78	B-14726-G1	Plate, Mounting	2	2
79	D-14700-G1	Flexible Fender Cap, Right	1	1
80	D-14700-G2	Flexible Fender Cap, Left	1	1
81	B-00414-G6	Screw, Cap, Hex, Cad Plate, 1/4-20 x 3/4 Lg.	6	6
82	A-11027-G2	Nut, Lock, Flanged, Cad Plate, 1/4-20	6	6
83	A-15058-G1	Rivet, Aluminum, Black	2	2
84	B-14705-G1	Trim Strip	2	2
85	B-14601-G2	Rivet, Aluminum	4	4
86				
87				
88	C-19755-G1	Bumper, Rear	1	1
89	B-15533-G3	Side Rail Assembly, Right	1	1

When ordering parts please specify model and serial no. of vehicle.

ISSUE DATE 8/01/85

EFFECTIVE SERIAL NO. Electric 3 Wheel L2486 380275 and Later
 Electric 4 Wheel L2486 380275 and Later

ELEC	
3 WHEEL	4 WHEEL
QTY.	

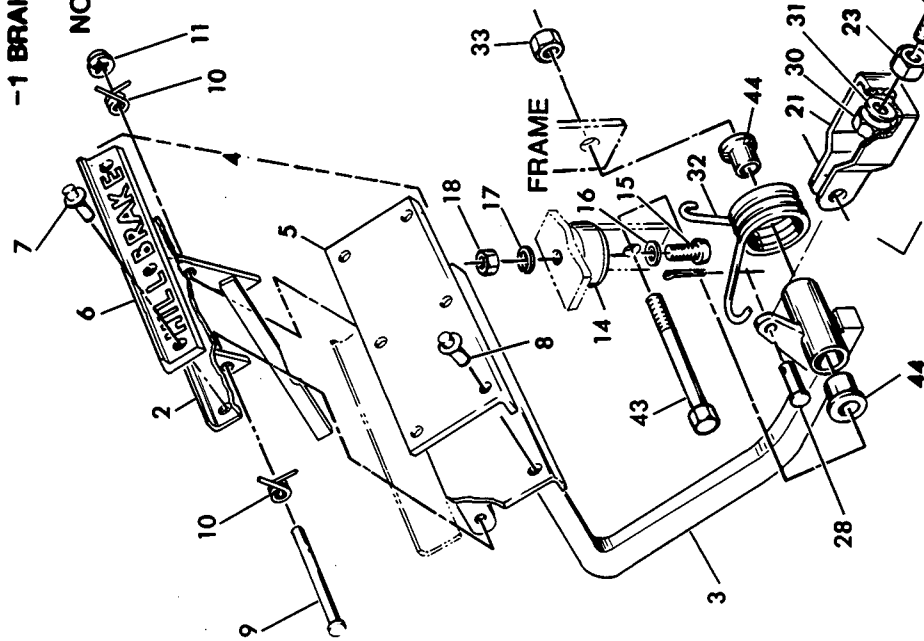
ITEM NO.	PART NO.	DESCRIPTION 1 2 3 4 5	ELEC	
			3 WHEEL	4 WHEEL
			QTY.	
90	B-15533-G4	Side Rail Assembly, Left	1	1
91				
92				
93	C-15536-G3	Top Rail, Right	1	1
94	C-15536-G4	Top Rail, Left	1	1
95	C-17026-G1	Battery Rack, Inner, Right	1	1
96	C-17026-G2	Battery Rack, Inner, Left	1	1
97	C-15528-G2	Battery Rack, Outer	2	2
98				
99				

When ordering parts please specify model and serial no. of vehicle.

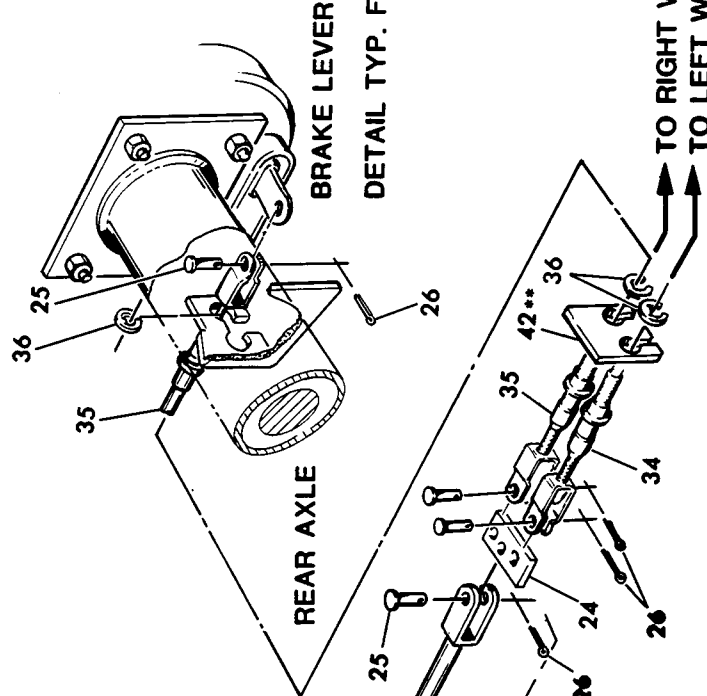
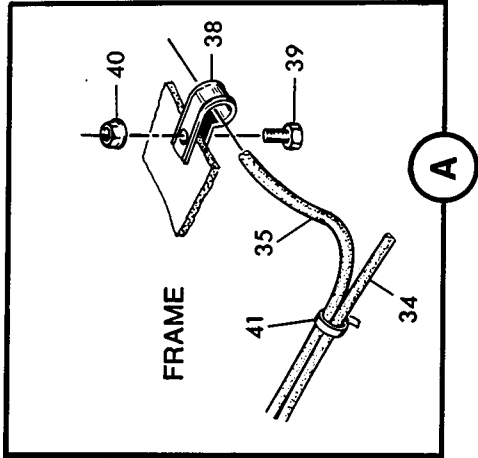
ISSUE DATE 8/01/85

-1 BRAKE PEDAL ASSY. - COMPLETE

NOTE: SEE "ACCELERATOR AND HILL BRAKE LINKAGE" FOR CONTINUATION OF HILL BRAKE SYSTEM.



ITEMS INDICATED **REQUIRE WELDING. WELDING MUST BE DONE BY A QUALIFIED WELDER.



DETAIL TYP. FOR LH. BRAKE

BRAKE LINKAGE

EZGO TEXTRON

EFFECTIVE SERIAL NO.

Electric 3 Wheel L2486 380275 and Later
 Electric 4 Wheel L2486 380275 and Later

ELEC	
3 WHEEL	4 WHEEL
QTY	

ITEM NO.	PART NO.	DESCRIPTION 1 2 3 4 5	ELEC	
			3 WHEEL	4 WHEEL
			QTY	
1	B-15812-G1	Brake Pedal Assembly (Complete)	1	1
2	C-15813-G1	Hill Brake Pedal Assembly	1	1
3	C-15814-G1	Brake Pedal Arm Assembly	1	1
4	A-15826-G1	Brake Pedal Pad Kit	1	1
5	*	Brake Pedal Pad	1	1
6	*	Hill Brake Pad	1	1
7	A-15766-G1	Rivet (Small Head)	3	3
8	A-15767-G1	Rivet (Large Head)	6	6
9	B-15932-G1	Pin, Hill Brake Pedal	1	1
10	B-11737-G1	Spring, Hill Brake	2	2
11	A-12064-G1	Nut, Push On	1	1
12				
13				
14	A-14061-G1	Pedal Bumper Kit	1	1
15	*	Screw, Machine, Slotted, #10-24 x 3/4 Lg.	1	1
16	*	Washer, Flat, Cad Plate, #12	1	1
17	*	Washer, Lock, Spring, #10	1	1
18	*	Nut, Hex, Cad Plate, #10-24	1	1
19				
20	C-19960-G1	Brake Yoke Assembly	1	1
21	C-19852-G1	Yoke Brake	1	1
22	B-19957-G1	Turnbuckle Jaw (7.31 in.)	1	1
23	B-00532-G3	Nut, Hex, 5/16 - 18	1	1
24	A-13659-G1	Equalizing Bar	1	1
25	B-10386-G3	Pin, Clevis	6	6
26	B-10387-G3	Cotter, Pin	6	6
27				
28				
29				
30	B-00556-G3	Nut, Lock, Plastic Insert 5/16 - 18	1	1
31	B-00559-G8	Washer, Flat 5/16	1	1
32	A-13315-G1	Torsion Spring Kit	1	1

When ordering parts please specify model and serial no. of vehicle.

ISSUE DATE 8/01/85

TITLE BRAKE LINKAGE

MANUAL NO. SP84-E

EFFECTIVE SERIAL NO. Electric 3 Wheel L2486 380275 and Later
 Electric 4 Wheel L2486 380275 and Later

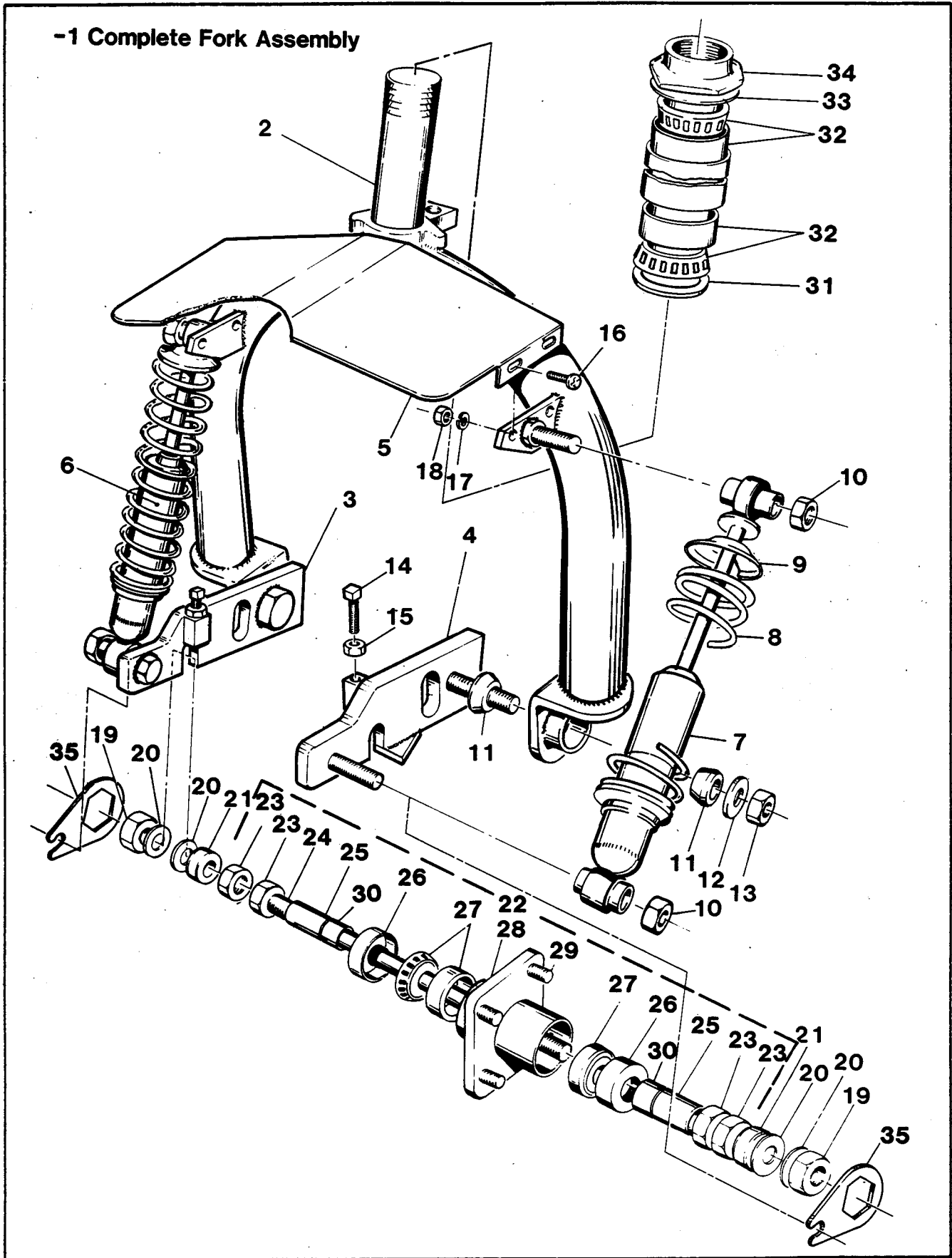
ITEM NO.	PART NO.	DESCRIPTION 1 2 3 4 5	ELEC	
			3 WHEEL	4 WHEEL
			QTY.	
33	B-13521-G4	Nut, Lock, Uni-Torque	1	1
34	C-19038-G1	Brake Cable (Left)	1	1
35	C-19038-G2	Brake Cable (Right)	1	1
36	A-12305-G1	Retaining Ring (Brake Cables)	4	4
37				
38	A-11845-G2	Clip, Cable	1	1
39	B-00414-G6	Screw, Cap, Hex, Cad Plate, 1/4-20 x 3/4 Lg.	1	1
40	A-11027-G2	Nut, Lock, Flanged, 1/4-20	1	1
41	A-16172-G1	Clamp, Nylon	1	1
42	B-13332-G1	Bracket, Brake Cable	1	1
43	A-14158-G1	Bolt, Shoulder 3/8-16	1	1
44	B-11079-G1	Bushing, Flanged, Nylon	2	2
	*	Not available as individual part.		

When ordering parts please specify model and serial no. of vehicle.

ISSUE DATE 8/01/85

THIS PAGE LEFT INTENTIONALLY BLANK

-1 Complete Fork Assembly



FORK ASSEMBLY

E-Z-GO **TEXTRON**

EFFECTIVE SERIAL NO.

Electric 3 Wheel M2584 307744 and Later
 Electric 4 Wheel M2584 307744 and Later

ELEC	
3 WHEEL	4 WHEEL
QTY.	

ITEM NO.	PART NO.	DESCRIPTION 1 2 3 4 5	ELEC	
			3 WHEEL	4 WHEEL
			QTY.	
1	D-17533-G1	Fork Assembly (Complete Assembly)	1	X
2	D-17537-G1	Fork Sub Assembly	1	X
3	C-17542-G1	Axle Bracket Assembly (R.H.)	1	X
4	C-17542-G2	Axle Bracket Assembly (L.H.)	1	X
5	C-15643-G1	Shield	1	X
6	C-17547-G1	Shock Absorber Assembly	2	X
7	B-17907-G1	Shock Absorber Sub Assembly (1 Per Assembly)	2	X
8	C-19794-G2	Spring Compression (1 Per Assembly)	2	X
9	B-17816-G1	Retainer Spring (1 Per Assembly)	2	X
10	B-00557-G1	Nut, Hex, Lock 1/2-13	4	X
11	B-15588-G1	Bushing, Pivot	4	X
12	B-00560-G5	Washer, Flat 5/8	2	X
13	B-14390-G7	Nut, Lock, Plastic Insert 5/8-11	2	X
14	B-00492-G6	Screw, Set Square Hd. 1/4-20 x 1 3/4 Lg.	2	X
15	B-00544-G1	Nut, Hex, Jam 1/4-20	2	X
16	B-00378-G4	Screw, Machine 10-24 x 1/2 Lg.	4	X
17	B-00565-G5	Washer, Lock, Split #10	4	X
18	B-00526-G3	Nut, Hex 10-24	4	X
19	A-11081-G1	Nut, Jam, Lock 3/4-16	2	X
20	B-00560-G6	Washer, Flat 3/4	4	X
21	B-17650-G1	Ring, Adjuster	2	X
22	C-17535-G1	Hub and Axle Assembly	1	X
23	B-00545-G8	Nut, Hex Jam 3/4-16	4	X
24	B-10223-G5	Axle, Front	1	X
25	B-17536-G1	Spacer, Axle	2	X
26	A-11492-G1	Seal, Grease	2	X
27	A-50908-G1	Bearing, Race Assembly	2	X
28	C-19888-G1	Hub Assembly (Includes Item 28 and Bearing Race)	1	X
29	B-19862-G1	Bolt Hub 1/2-20	4	X
30	A-11655-G1	Spacer, Axle	2	X
31	A-13136-G1	Spacer	1	X

When ordering parts please specify model and serial no. of vehicle.

ISSUE DATE 8/01/85

TITLE FORK ASSEMBLY

MANUAL NO. SP84-E

EFFECTIVE SERIAL NO. Electric 3 Wheel M2584 307744 and Later
 Electric 4 Wheel M2584 307744 and Later

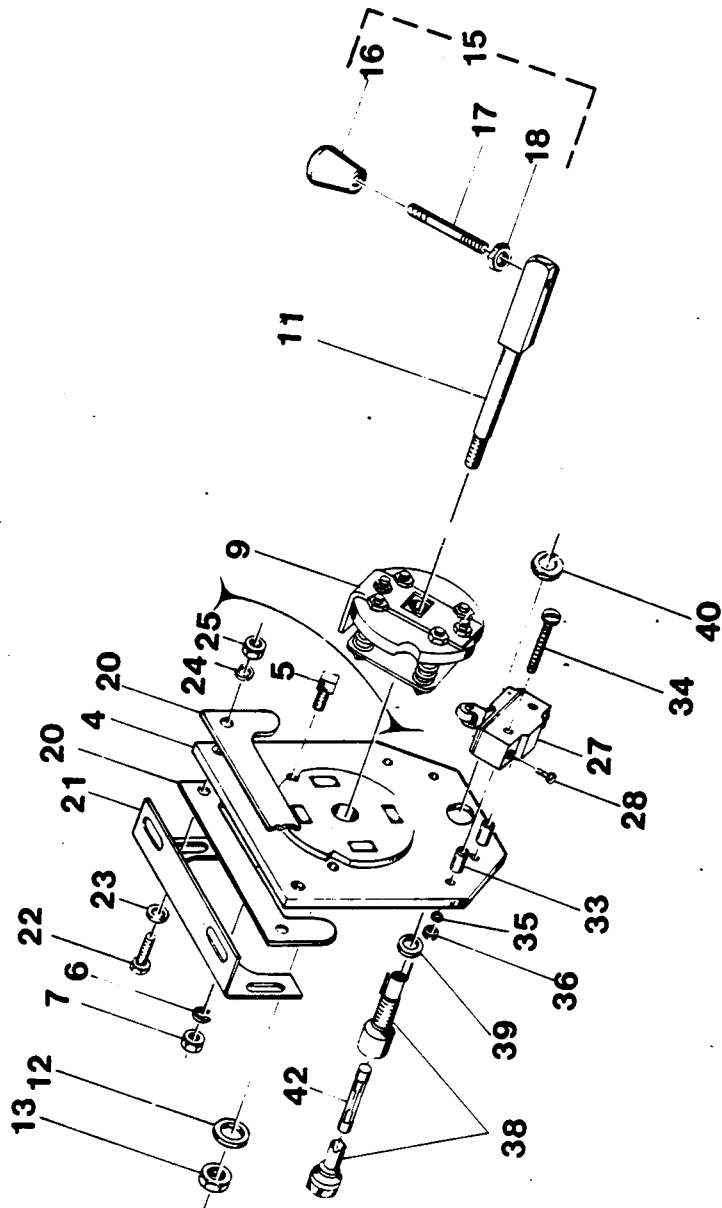
ITEM NO.	PART NO.	DESCRIPTION 1 2 3 4 5	ELEC	
			3 WHEEL	4 WHEEL
			QTY.	
32	B-11103-G1	Bearing, Roller Complete	2	X
33	B-10669-G3	Washer, Special	1	X
34	B-11098-G1	Nut, Lock, Plastic Insert 1 3/8-12.	1	X
35	B-18256-G1	Retainer, Axle Nut	2	X

When ordering parts please specify model and serial no. of vehicle.

ISSUE DATE 8/01/85

THIS PAGE LEFT INTENTIONALLY BLANK

-1 Forward and Reverse Switch
Assembly (Complete) (Less Item 15)



FORWARD AND REVERSE SWITCH ASSEMBLY

EFFECTIVE SERIAL NO. Electric 3 Wheel M2584 307744 and Later
 Electric 4 Wheel M2584 307744 and Later

ELEC	
3 WHEEL	4 WHEEL
QTY.	

ITEM NO.	PART NO.	DESCRIPTION 1 2 3 4 5	ELEC	
			3 WHEEL	4 WHEEL
			QTY.	
1	C-16787-G2	Forward & Reverse Switch Assembly (Complete)	1	1
2				
3				
4	C-14651-G1	F & R Contact Board Assembly (Includes Contacts)	1	1
5	A-14654-G1	Stop, F & R Switch	2	2
6	B-00565-G7	Washer, Lock, Spring Type, Cad Plated 1/4	2	2
7	B-00532-G1	Nut, Hex, Cad Plated, 1/4-20	2	2
8				
9	B-12835-G1	F & R Switch Cam Assembly	1	1
10				
11	B-13124-G1	Shaft, Forward & Reverse Switch	1	1
12	B-00560-G1	Washer, Flat, Cad Plated 3/8	1	1
13	B-14390-G1	Nut, Lock, Plastic Insert, 3/8-24	1	1
14				
15	B-11988-G1	Forward & Reverse Switch Handle Assembly	1	1
16	*	Knob, Plastic	1	1
17	*	F & R Switch Handle	1	1
18	*	Nut, Hex, Jam, Cad Plated 5/16-18	1	1
19				
20	B-15461-G1	Bracket, Mounting Support	2	2
21	B-12863-G1	Bracket, Mounting	1	1
22	B-00240-G8	Screw, Machine, Hex, Cad Plated, 1/4-20 x 1 Lg.	2	2
23	B-00559-G7	Washer, Flat, Medium, Cad Plated, 1/4	2	2
24	B-00565-G7	Washer, Lock, Spring Type, Cad Plated 1/4	2	2
25	B-00532-G1	Nut, Hex, Cad Plated, 1/4-20	2	2
26				
27	B-10606-G2	Switch, Micro	1	1
28	A-13514-G1	Screw, Brass, #6-32 x .22	2	2
29				
30				
31				
32				

When ordering parts please specify model and serial no. of vehicle.

ISSUE DATE 12/15/83

TITLE FORWARD AND REVERSE SWITCH ASSEMBLY

MANUAL NO. SP84-E

EFFECTIVE SERIAL NO. Electric 3 Wheel M2584 307744 and Later
 Electric 4 Wheel M2584 307744 and Later

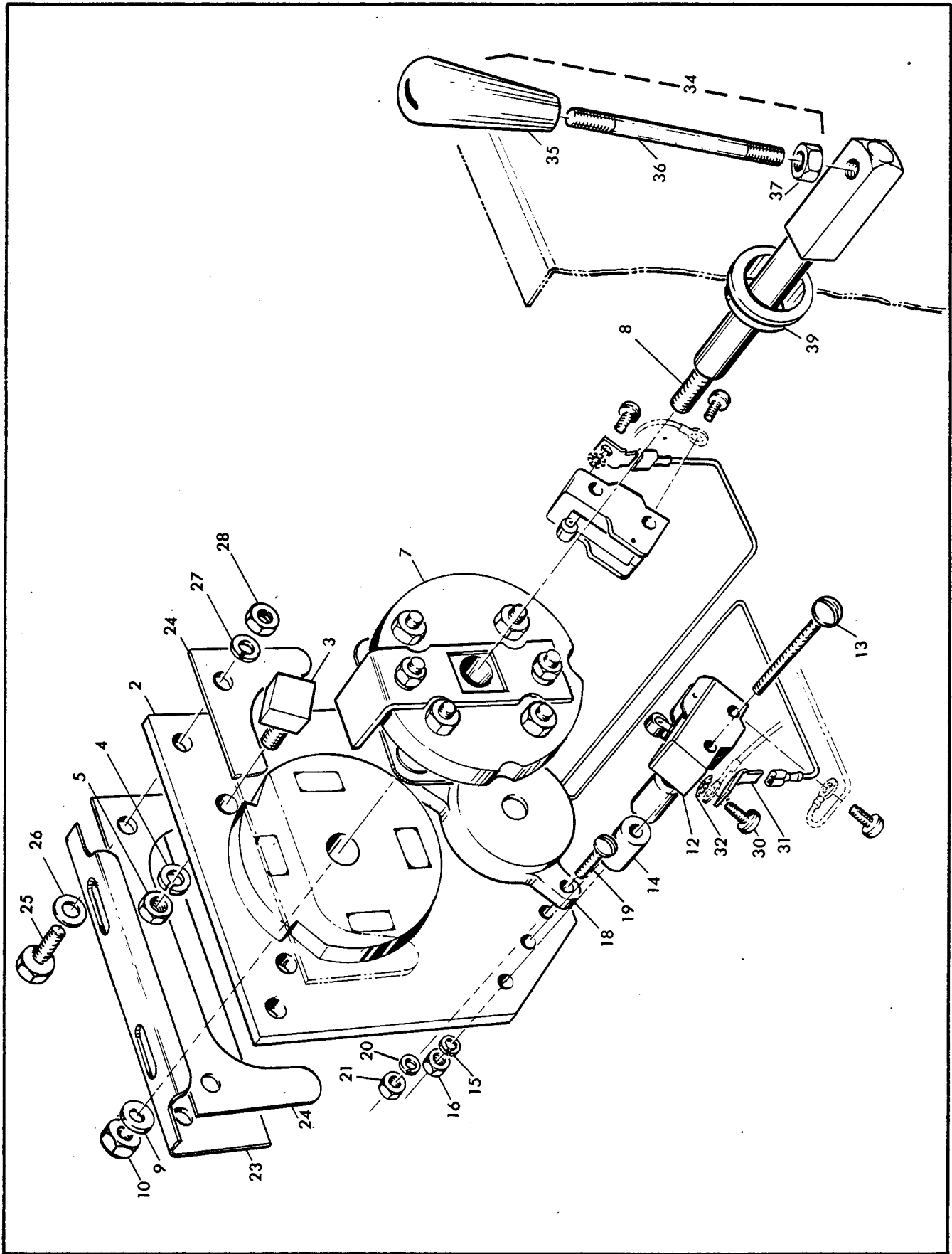
ELEC	
3 WHEEL	4 WHEEL
QTY.	

ITEM NO.	PART NO.	DESCRIPTION 1 2 3 4 5	ELEC	
			3 WHEEL	4 WHEEL
			QTY.	
33	A-12806-G1	Spacer, Micro Switch	2	2
34	B-00139-G6	Screw, Machine, Round Hd., Slotted, Cad Plated, #6-32 x 1 3/4	2	2
35	B-00565-G3	Washer, Lock, Spring Type, Cad Plated #6.	2	2
36	B-00525-G5	Nut, Hex, Machine, Cad Plated #6-32.	2	2
37				
38				
39				
40				
41				
42				
	*	Not available as individual part.		

When ordering parts please specify model and serial no. of vehicle.

ISSUE DATE 12/15/83

THIS PAGE LEFT INTENTIONALLY BLANK



FORWARD AND REVERSE SWITCH ASSEMBLY

E-Z-GO **TEXTRON**

EFFECTIVE SERIAL NO. Electric 3 Wheel J1884 337245 and Later
 Electric 4 Wheel A3185 344261 and Later

ELEC	
3 WHEEL	4 WHEEL
QTY.	

ITEM NO.	PART NO.	DESCRIPTION 1 2 3 4 5	ELEC	
			3 WHEEL	4 WHEEL
			QTY.	
1	D-19297-G2	Forward & Reverse Switch Assembly Complete (Less item 34).	1	1
2	C-14561-G1	Contact Board Assembly	1	1
3	A-14654-G1	Stop	2	2
4	B-00565-G7	Washer, Lock, 1/4	2	2
5	B-00532-G1	Nut, Hex, 1/4-20	2	2
6				
7	B-12835-G1	F & R Switch Cam Assembly	1	1
8	B-13124-G1	Shaft, Forward & Reverse Switch	1	1
9	B-00560-G1	Washer, Flat, 3/8	1	1
10	B-14390-G1	Nut, Lock, Plastic Insert, 3/8-24	1	1
11				
12	B-10606-G2	Switch, Micro	2	2
13	B-00139-G6	Screw, Machine, Round, Slotted, #6-32 x 1 3/4 Lg.	4	4
14	A-12806-G1	Spacer, Micro Switch	4	4
15	B-00565-G3	Washer, Lock, Spring Type, Cad Plated #6	4	4
16	B-00525-G5	Nut, Hex, Machine, Cad Plated #6-32	4	4
17				
18	B-17940-G1	Buzzer Assembly	1	1
19	B-00138-G5	Screw, #6-32 x 5/8 Lg.	2	2
20	B-00565-G3	Washer, Lock, #6	2	2
21	B-00525-G5	Nut, Hex, #6-32.	2	2
22				
23	B-12863-G1	Bracket, Mounting	1	1
24	B-15461-G1	Bracket, Mounting Support	2	2
25	B-00414-G8	Screw, Hex, 1/4-20 x 1 Lg.	2	2
26	B-00559-G7	Washer, Flat, 1/4	2	2
27	B-00565-G7	Washer, Lock, Spring Type, Cad Plated 1/4	2	2
28	B-00532-G1	Nut, Hex, Cad Plated, 1/4-20	2	2
29				
30	A-13514-G1	Screw, Brass, #6-32 x .22	4	4
31	A-14628-G1	Faston, Tab	2	2
32	A-00567-G3	Washer, Lock, External Tooth, #6	2	2

When ordering parts please specify model and serial no. of vehicle.

ISSUE DATE 2/15/85

TITLE FORWARD AND REVERSE SWITCH ASSEMBLY

MANUAL NO. SP84-E

EFFECTIVE SERIAL NO. Electric 3 Wheel J1884 337245 and Later
 Electric 4 Wheel A3185 344261 and Later

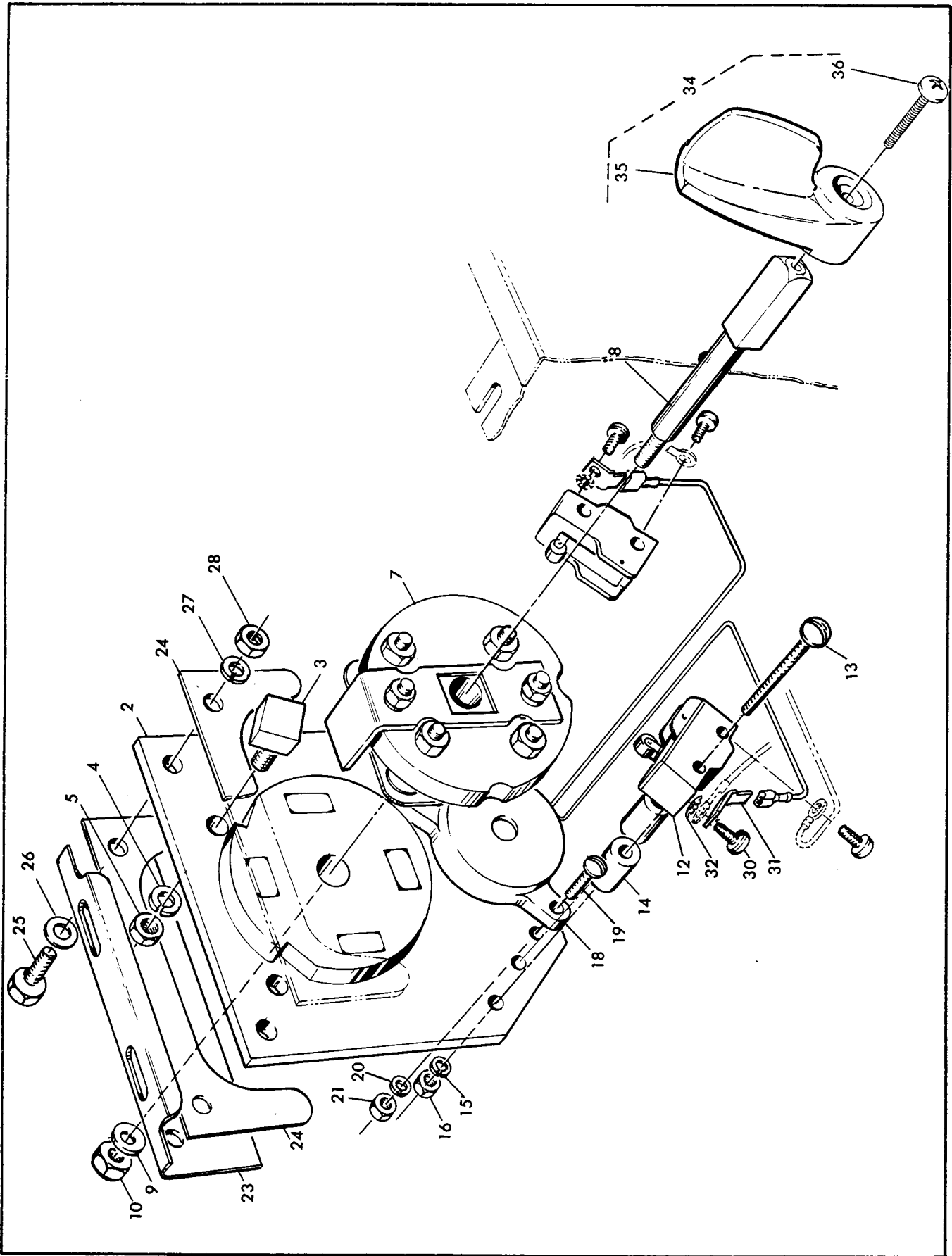
ELEC	
3 WHEEL	4 WHEEL
QTY.	

ITEM NO.	PART NO.	DESCRIPTION 1 2 3 4 5	ELEC	
			3 WHEEL	4 WHEEL
			QTY.	
33				
34	B-11988-GI	Forward & Reverse Switch Handle Assembly		
35	*	Knob, Plastic.		
36	*	F & R Switch Handle.		
37	*	Nut, Hex, Jam, Cad Plated 5/16-18.		
38				
39	B-19022-GI	Bushing, Snap		
	*	Not available as individual part.		

When ordering parts please specify model and serial no. of vehicle.

ISSUE DATE 2/15/85

THIS PAGE LEFT INTENTIONALLY BLANK



FORWARD AND REVERSE SWITCH ASSEMBLY

EZGO **TEXTRON**

TITLE FORWARD AND REVERSE SWITCH ASSEMBLY

MANUAL NO. SP84-E

EFFECTIVE SERIAL NO.

Electric 3 Wheel L2486 380275 and Later
 Electric 4 Wheel L2486 280275 and Later

ITEM NO.	PART NO.	DESCRIPTION 1 2 3 4 5	ELEC	
			3 WHEEL	4 WHEEL
			QTY	
1	D-20270-G2	Forward & Reverse Switch Assembly Complete	1	1
2	C-14651-G1	Contact Board Assembly	1	1
3	A-14654-G1	Stop	2	2
4	B-00565-G7	Washer, Lock, 1/4	2	2
5	B-00532-G1	Nut, Hex, 1/4-20	2	2
6				
7	B-12835-G1	F & R Switch Cam Assembly	1	1
8	B-19470-G1	Shaft, Forward & Reverse Switch	1	1
9	B-00560-G1	Washer, Flat, 3/8	1	1
10	B-14390-G1	Nut, Lock, Plastic Insert, 3/8-24	1	1
11				
12	B-10606-G2	Switch, Micro	2	2
13	B-00139-G6	Screw, Machine, Round, Slotted, #6-32 x 1 3/4 Lg.	4	4
14	A-12806-G1	Spacer, Micro Switch	4	4
15	B-00565-G3	Washer, Lock, Spring Type, Cad Plated #6	4	4
16	B-00525-G5	Nut, Hex, Machine, Cad Plated #6-32	4	4
17				
18	B-17940-G1	Buzzer Assembly	1	1
19	B-00138-G5	Screw, #6-32 x 5/8 Lg.	2	2
20	B-00565-G3	Washer, Lock, #6	2	2
21	B-00525-G5	Nut, Hex, #6-32.	2	2
22				
23	B-12863-G1	Bracket, Mounting	1	1
24	B-15461-G1	Bracket, Mounting Support	2	2
25	B-00414-G8	Screw, Hex, 1/4-20 x 1 Lg.	2	2
26	B-00559-G7	Washer, Flat, 1/4	2	2
27	B-00565-G7	Washer, Lock, Spring Type, Cad Plated 1/4	2	2
28	B-00532-G1	Nut, Hex, Cad Plated, 1/4-20	2	2
29				
30	A-13514-G1	Screw, Brass, #6-32 x .22	4	4
31	A-14628-G1	Faston, Tab	2	2
32	A-00567-G3	Washer, Lock, External Tooth, #6	2	2

When ordering parts please specify model and serial no. of vehicle.

ISSUE DATE 8/01/85



TITLE FORWARD AND REVERSE SWITCH ASSEMBLY

MANUAL NO. SP84-E

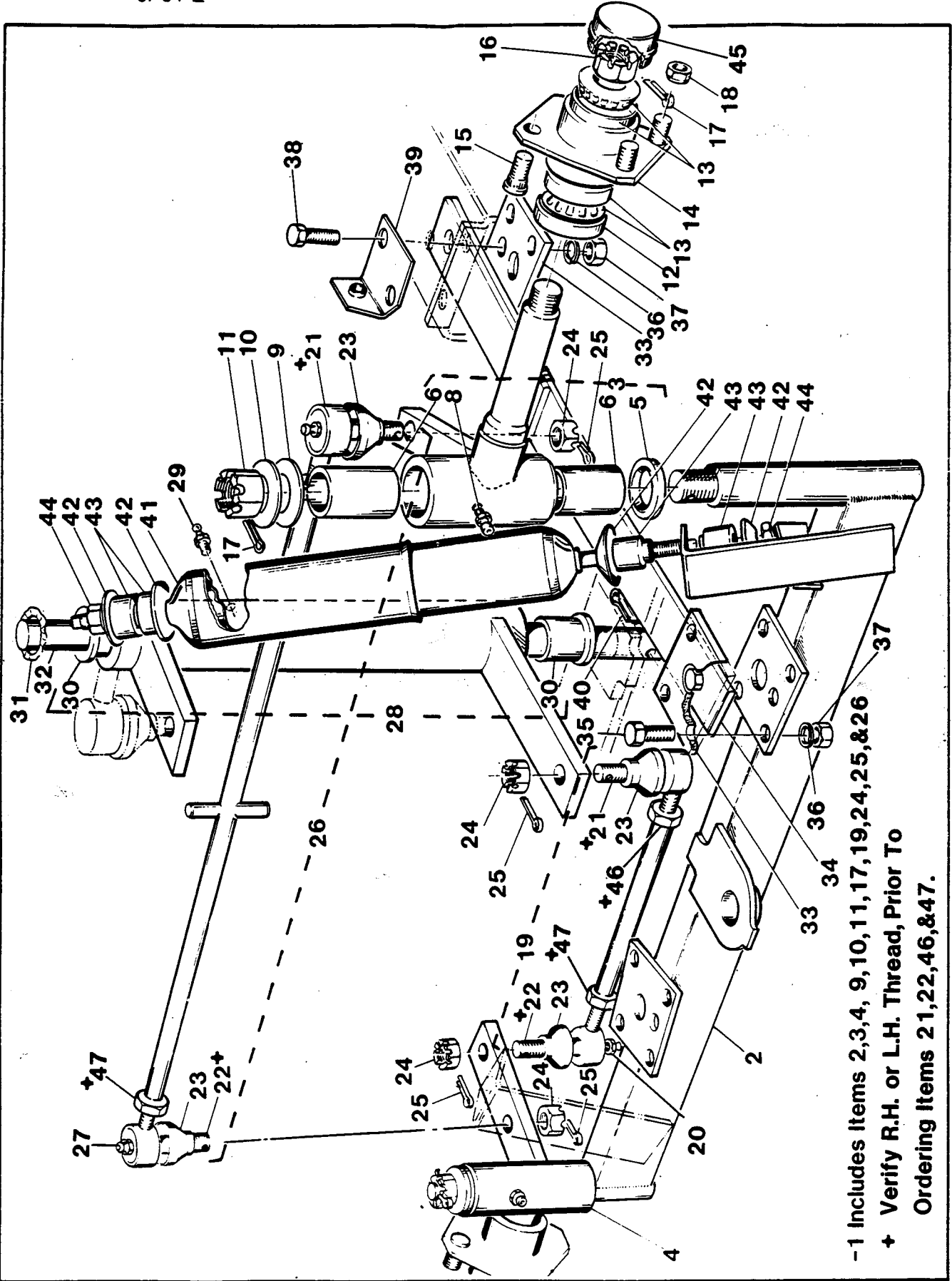
EFFECTIVE SERIAL NO. Electric 3 Wheel L2486 380275 and Later
 Electric 4 Wheel L2486 380275 and Later

ITEM NO.	PART NO.	DESCRIPTION 1 2 3 4 5	ELEC	
			3 WHEEL	4 WHEEL
			QTY.	
33				
34	A-20325-G1	Forward & Reverse Switch Handle Kit	1	1
35	C-19886-G1	Handle, Plastic	1	1
36	B-00681-G6	Screw, #8 - 32 x .75 Lg.	1	1

When ordering parts please specify model and serial no. of vehicle.

ISSUE DATE 8/01/85

THIS PAGE LEFT INTENTIONALLY BLANK



-1 Includes Items 2,3,4, 9,10,11,17,19,24,25,&26
 + Verify R.H. or L.H. Thread, Prior To
 Ordering Items 21,22,46,&47.

FOUR WHEEL FRONT SUSPENSION

E-Z-GO **TEXTRON**

TITLE FOUR WHEEL FRONT SUSPENSION

MANUAL NO. SP84-E

EFFECTIVE SERIAL NO. Electric 3 Wheel M2584 307744 and Later
 Electric 4 Wheel M2584 307744 and Later

ELEC	
3 WHEEL	4 WHEEL
QTY.	

ITEM NO.	PART NO.	DESCRIPTION 1 2 3 4 5	ELEC	
			3 WHEEL	4 WHEEL
			QTY.	
1	C-17047-G1	Front Axle Assy. Includes 2,3,4,9,10,11,17,19,24,25,26	X	1
2	C-16633-G1	Axle Weldment	X	1
3	B-16625-G1	Spindle Assembly (Left)	X	1
4	B-16624-G1	Spindle Assembly (Right)	X	1
5	A-16626-G1	Seal	X	2
6	B-16623-G1	Bearing - Bronze	X	4
7				
8	B-10389-G3	Grease Fitting	X	2
9	B-16982-G1	Bearing - Thrust	X	2
10	A-00560-G5	Washer 5/8	X	2
11	A-15019-G1	Nut, Hex, Slotted 5/8-18	X	2
12	B-16103-G1	Seal, Grease	X	2
13	A-50892-G1	Bearing and Race Assembly	X	4
14	B-17477-G1	Hub Assembly	X	2
15	B-17126-G1	Bolt, Hub 1/2-20	X	8
16	A-12093-G1	Nut, Hex, Slotted 1-14	X	2
17	B-10387-G1	Cotter Pin	X	4
18	B-14723-G1	Nut, Lug, Cad Plated 1/2-20	X	8
19	B-18377-G1	Tie Rod Assembly Includes (1) L.H. and (1) R.H. Rod End	X	1
20	A-18372-G1	Grease Fitting (2) per Assembly	X	2
21	A-50210-G1	Tie Rod End - L.H. Thread (1) per Assembly	X	2
22	A-50165-G1	Tie Rod End - R.H. Thread (1) per Assembly	X	2
23	A-50641-G1	Rubber Boot - Tie Rod End (2) per Assembly	X	4
24	A-50209-G1	Nut, Hex, Slotted 7/16-20 (2) per Tie Rod Assy.	X	4
25	B-10387-G2	Cotter Pin (2) per Tie Rod Assembly	X	4
26	C-18376-G1	Tie Rod w/Tow Pin Assembly Includes (1) L.H. and (1) R.H. Rod End	X	1
27	B-18372-G1	Grease Fitting	X	2
28	C-16707-G1	Idler Assembly	X	1
29	B-10389-G3	Grease Fitting	X	1
30	B-15012-G1	Bushing - Flanged	X	2

When ordering parts please specify model and serial no. of vehicle.

ISSUE DATE 12/15/83

TITLE FOUR WHEEL FRONT SUSPENSION


MANUAL NO. SP84-E

EFFECTIVE SERIAL NO. Electric 3 Wheel M2584 307744 and Later
 Electric 4 Wheel M2584 307744 and Later

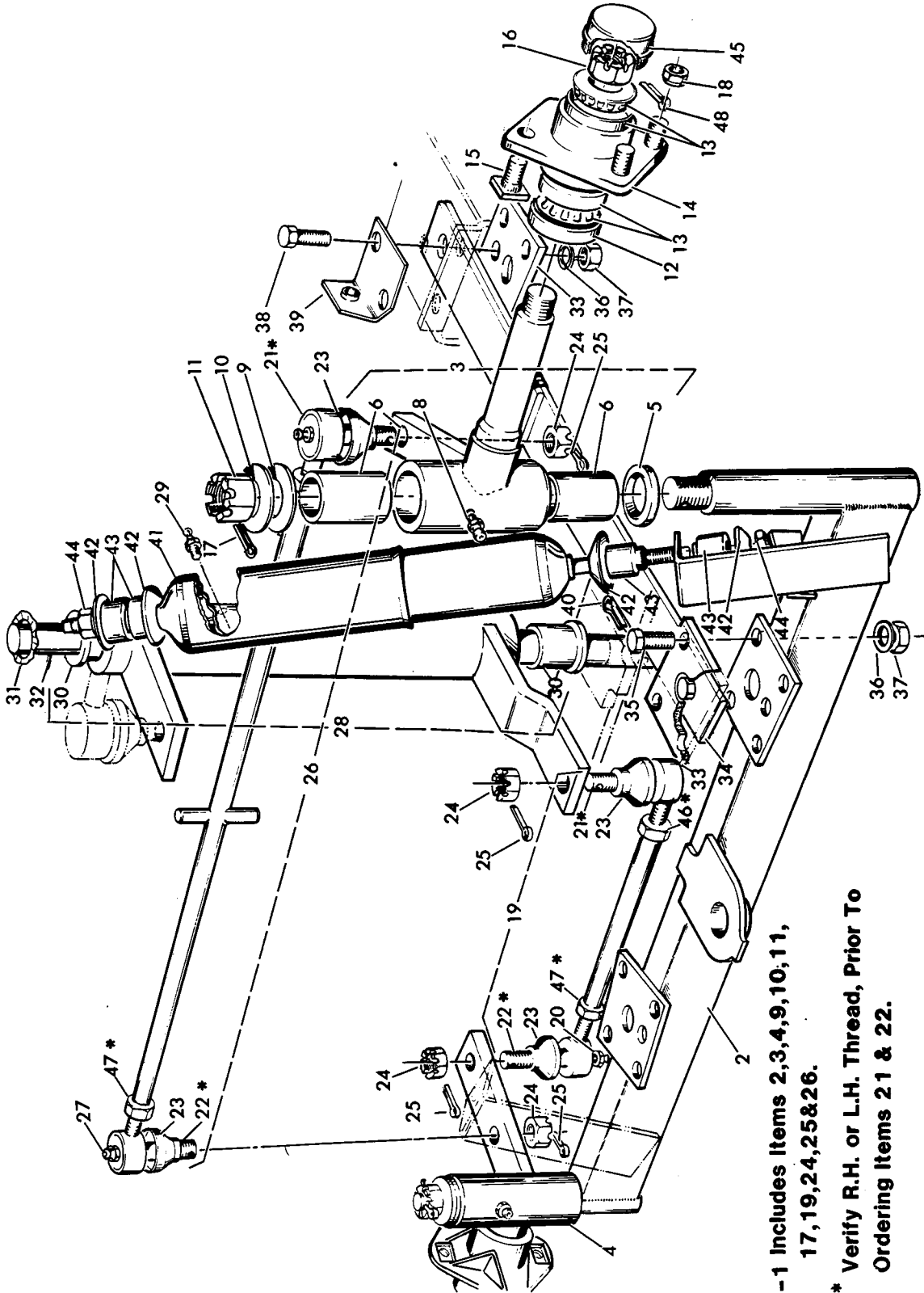
ITEM NO.	PART NO.	DESCRIPTION 1 2 3 4 5	ELEC	
			3 WHEEL	4 WHEEL
			QTY.	
31	A-13221-G1	Spring Washer, Wave Type	X	1
32	B-16417-G1	Shaft, Idler.	X	1
33	B-15023-G2	Spring Retainer	X	4
34	C-15040-G1	Leaf Spring Assembly.	X	2
35	B-00427-G4	Screw, Cap, Hex, Cad Plated 3/8-16 x 1 1/2 Lg.	X	8
36	B-00566-G1	Washer, Lock, Spring Type 3/8.	X	14
37	B-00532-G5	Nut, Hex, Cad Plated 3/8-16.	X	14
38	B-00427-G6	Screw, Cap, Hex, Cad Plated 3/8-16 x 1 3/4 Lg.	X	6
39	B-18219-G1	Pivot Arm Support Assembly.	X	1
40	B-10387-G6	Cotter Pin	X	1
41	B-15707-G1	Shock Absorber.	X	2
42	B-10435-G1	Washer, Shock Absorber.	X	8
43	B-10194-G1	Bushing, Rubber, Shock	X	8
44	B-00532-G6	Nut, Hex, Cad Plated 3/8-24	X	4
45	A-12091-G1	Cap, Spindle	X	2
46	A-18434-G1	Nut, Hex, Jam, Plated 9/16-18 L.H. Thd..	X	2
47	A-18434-G2	Nut, Hex, Jam, Plated 9/16-18 R.H. Thd..	X	2
48				
49				
50	A-19519-G1	Front Axle Kit (Retro-fit kit to convert old front suspensions to new tighter turning radius suspensions). Includes items 2, 3, 4, 9, 10, 11, 17, 19, 24, 25, 26 and 28 on Page 38C for conversion	X	1

When ordering parts please specify model and serial no. of vehicle.

ISSUE DATE 7/1/85



THIS PAGE LEFT INTENTIONALLY BLANK



FOUR WHEEL FRONT SUSPENSION



EFFECTIVE SERIAL NO. Electric 3 Wheel H2385 344009 and Later
 Electric 4 Wheel H2385 344009 and Later

ELEC	
3 WHEEL	4 WHEEL
QTY.	

ITEM NO.	PART NO.	DESCRIPTION 1 2 3 4 5	ELEC	
			3 WHEEL	4 WHEEL
			QTY.	
1	C-19518-G1	Front Axle Assy. Includes 2,3,4,9,10,11,17,19,24,25,26	X	1
2	C-19385-G1	Axle Weldment	X	1
3	B-16625-G1	Spindle Assembly (Left)	X	1
4	B-19397-G1	Spindle Assembly (Right)	X	1
5	A-16626-G1	Seal	X	2
6	B-16623-G1	Bearing - Bronze	X	4
7				
8	B-10389-G3	Grease Fitting	X	2
9	B-16982-G1	Bearing - Thrust	X	2
10	A-00560-G5	Washer 5/8	X	2
11	A-15019-G1	Nut, Hex, Slotted 5/8-18	X	2
12	B-16103-G1	Seal, Grease	X	2
13	A-50892-G1	Bearing and Race Assembly	X	4
14	C-19932-G1	Hub Assembly (Includes Bearing Race)	X	2
15	B-19862-G1	Bolt, Hub 1/2-20	X	8
16	A-12093-G1	Nut, Hex, Slotted 1-14	X	2
17	B-10387-G1	Cotter Pin	X	2
18	B-14723-G1	Nut, Lug, Cad Plated 1/2-20	X	8
19	B-18377-G1	Tie Rod Assembly Includes (1) L.H. and (1) R.H. Rod End	X	1
20	A-18372-G1	Grease Fitting (2) per Assembly	X	2
21	B-18375-G1	Tie Rod End - L.H. Thread (1) per Assembly	X	2
22	B-18375-G2	Tie Rod End - R.H. Thread (1) per Assembly	X	2
23	A-50641-G1	Rubber Boot - Tie Rod End (2) per Assembly	X	4
24	A-50209-G1	Nut, Hex, Slotted 7/16-20 (2) per Tie Rod Assy.	X	4
25	B-10387-G2	Cotter Pin (2) per Tie Rod Assembly	X	4
26	C-19202-G1	Tie Rod w/Tow Pin Assembly Includes (1) L.H. and (1) R.H. Rod End	X	1
27	B-18372-G1	Grease Fitting	X	2
28	C-19306-G1	Idler Assembly	X	1
29	B-10389-G3	Grease Fitting	X	1
30	B-15012-G1	Bushing - Flanged	X	2

When ordering parts please specify model and serial no. of vehicle.

ISSUE DATE 8/01/85

TITLE FOUR WHEEL FRONT SUSPENSION

MANUAL NO. SP84-E

EFFECTIVE SERIAL NO. Electric 3 Wheel H2385 344009 and Later
 Electric 4 Wheel H2385 344009 and Later

ELEC	
3 WHEEL	4 WHEEL
QTY.	

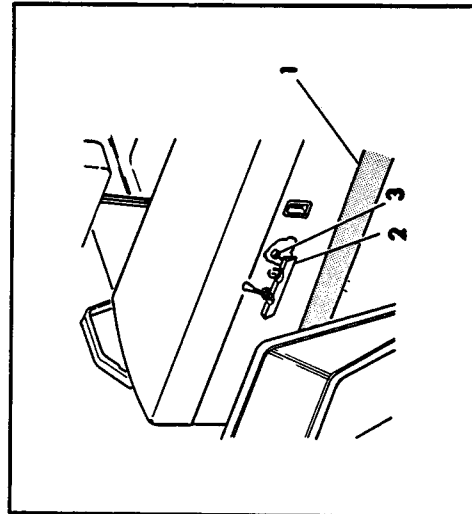
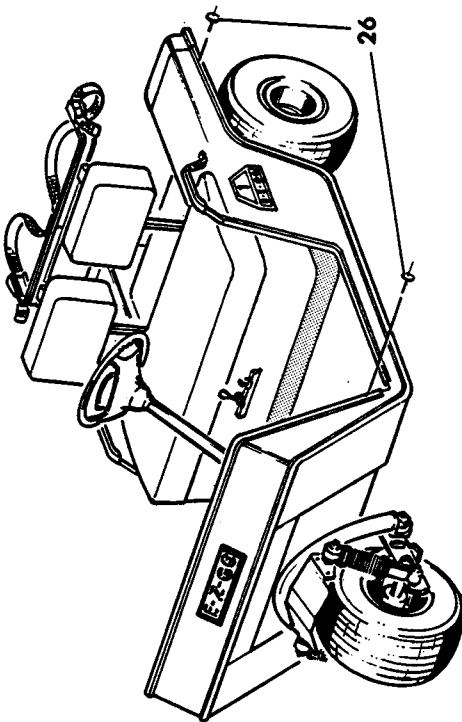
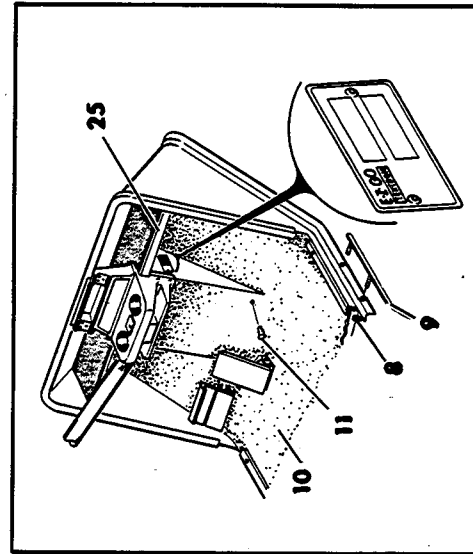
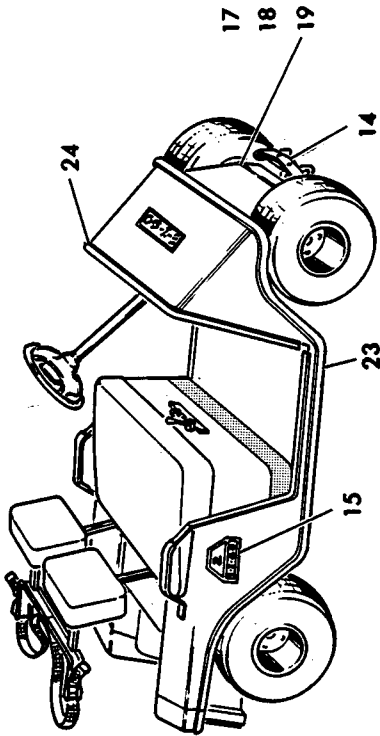
ITEM NO.	PART NO.	DESCRIPTION 1 2 3 4 5	ELEC	
			3 WHEEL	4 WHEEL
			QTY.	
31	A-13221-G1	Spring Washer, Wave Type	X	1
32	B-16417-G1	Shaft, Idler.	X	1
33	B-15023-G2	Spring Retainer	X	4
34	C-15040-G1	Leaf Spring Assembly.	X	2
35	B-00427-G4	Screw, Cap, Hex, Cad Plated 3/8-16 x 1 1/2 Lg.	X	8
36	B-00566-G1	Washer, Lock, Spring Type 3/8.	X	14
37	B-00532-G5	Nut, Hex, Cad Plated 3/8-16.	X	14
38	B-00427-G6	Screw, Cap, Hex, Cad Plated 3/8-16 x 1 3/4 Lg.	X	6
39	B-18219-G1	Pivot Arm Support Assembly.	X	1
40	B-10387-G6	Cotter Pin	X	1
41	B-15707-G1	Shock Absorber.	X	2
42	B-10435-G1	Washer, Shock Absorber.	X	8
43	B-10194-G1	Bushing, Rubber, Shock	X	8
44	B-00532-G6	Nut, Hex, Cad Plated 3/8-24	X	4
45	A-12091-G1	Cap, Spindle	X	2
46	A-18434-G1	Nut, Hex, Jam, Plated 9/16-18 L.H. Thd..	X	2
47	A-18434-G2	Nut, Hex, Jam, Plated 9/16-18 R.H. Thd..	X	2
48	B-10387-G1	Cotter Pin	X	2

When ordering parts please specify model and serial no. of vehicle.

ISSUE DATE 8/01/85



THIS PAGE LEFT INTENTIONALLY BLANK



MODEL DETAILS

E-Z-GO **TEXTRON**

EFFECTIVE SERIAL NO. Electric 3 Wheel M2584 307744 and Later
 Electric 4 Wheel M2584 307744 and Later

ITEM NO.	PART NO.	DESCRIPTION 1 2 3 4 5	ELEC	
			3 WHEEL	4 WHEEL
			QTY.	
1	A-18787-G1	Scuff Guard	1	1
2	B-12431-G1	Indicator, Forward & Reverse (Electric)	1	1
3	A-12471-G1	Retainer - Push On	3	3
4				
5				
6				
7				
8	B-12055-G1	Trim Assembly, Vinyl Bumper	2	2
9	B-17763-G1	Nut, Acorn, Open Top	10	10
10	D-18350-G1	Floormat	1	1
11	A-16816-G1	Fastener - Ratchet Type	2	2
12				
13				
14	A-17061-G1	Bumper Installation Kit	X	1
15	B-17758-G1	Decal Installation (Specify No. 1 through 100)	1	1
16				
17	D-15929-G1	Shield	X	1
18	B-00240-G8	Hex Head, Machine Screw, 1/4-20 x 1 Lg.	X	4
19	B-14390-G4	Nut, Lock, Plastic Insert, 1/4-20	X	4
20				
21				
22	A-18472-G1	Vinyl Bumper Trim Kit (Includes items 30-33 & 16-17)	1	1
23	B-17203-G6	Vinyl Bumper, Body Trim (Sides & Front)	1	1
24	B-17203-G5	Vinyl Bumper, Body Trim (Back of Cowl)	1	1
25	B-17203-G9	Vinyl Bumper, Body Trim (Dash Tray)	2	2
26	A-15058-G2	Rivet, Alum, Black	4	4
27				
28				
29	A-51130-G1	Primer (Spray Can)	AR	AR
30	A-50633-G1	Paint, Gloss Black (Spray Can)	AR	AR
31	A-50628-G1	Paint, Glenwood Green (Spray Can)	AR	AR
32	A-50630-G1	Paint, Mist Blue (Spray Can)	AR	AR

When ordering parts please specify model and serial no. of vehicle.

ISSUE DATE 12/15/83

EFFECTIVE SERIAL NO. Electric 3 Wheel M2584 307744 and Later
 Electric 4 Wheel M2584 307744 and Later

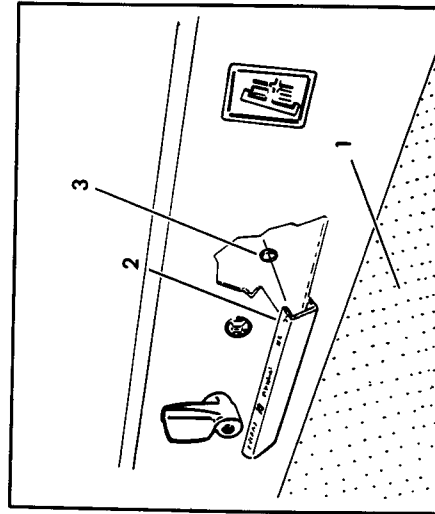
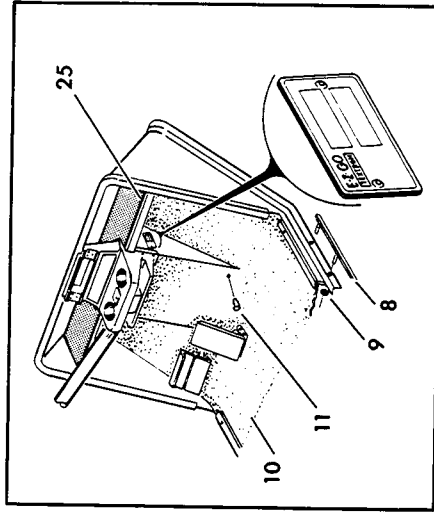
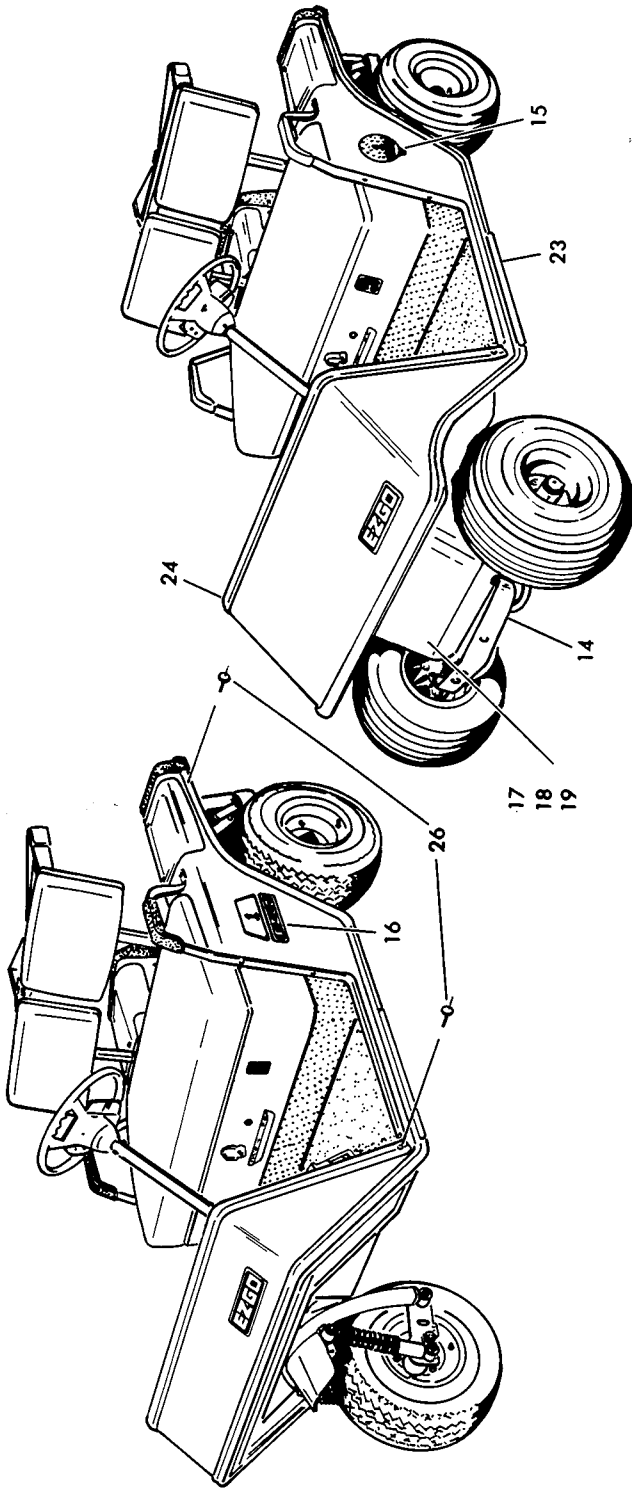
ELEC	
3 WHEEL	4 WHEEL
QTY.	

ITEM NO.	PART NO.	DESCRIPTION 1 2 3 4 5	ELEC	
			3 WHEEL	4 WHEEL
			QTY.	
33	A-50632-G1	Paint, Pure White (Spray Can)	AR	AR
34	A-15430-G1	Paint, Flat Black (Spray Can)	AR	AR
35	A-50628-G3	Paint, Glenwood Green (Quarts)	AR	AR
36	A-50628-G4	Paint, Glenwood Green (Gallons)	AR	AR
37	A-50630-G3	Paint, Mist Blue (Quarts)	AR	AR
38	A-50630-G4	Paint, Mist Blue (Gallons)	AR	AR
39	A-50632-G3	Paint, Pure White (Quarts)	AR	AR
40	A-50632-G4	Paint, Pure White (Gallons)	AR	AR
41	A-15632-G2	Paint, Flat Black (Gallons)	AR	AR
42	A-50633-G3	Paint, Gloss Black (Quarts)	AR	AR
43	A-50633-G4	Paint, Gloss Black (Gallons)	AR	AR
44	A-50634-G3	Paint, Special Color (Quarts)	AR	AR
45	A-50634-G4	Paint, Special Color (Gallons)	AR	AR
<p>Quote color chip number for all special colors.</p> <p>Items 36 - 52 are not shown.</p>				

When ordering parts please specify model and serial no. of vehicle.

ISSUE DATE 12/15/83

THIS PAGE LEFT INTENTIONALLY BLANK



MODEL DETAILS

EZGO TEXTRON

EFFECTIVE SERIAL NO. Electric 3 Wheel L2486 380275 and Later
 Electric 4 Wheel L2486 380275 and Later

ITEM NO.	PART NO.	DESCRIPTION 1 2 3 4 5	ELEC	
			3 WHEEL	4 WHEEL
			QTY	
1	A-18787-G1	Scuff Guard, Seat Wrap	1	1
2	D-19882-G1	Indicator, Forward & Reverse (Electric)	1	1
3	A-12064-G3	Retainer - Push On	3	3
4				
5				
6				
7				
8	B-12055-G1	Trim Assembly, Vinyl Bumper	2	2
9	B-17763-G1	Nut, Acorn, Open Top	10	10
10	D-18350-G1	Floormat	1	1
11	A-16816-G1	Fastener - Ratchet Type	2	2
12				
13				
14	A-17061-G1	Bumper Installation Kit	X	1
15	B-20060-G1	Decal Installation Kit (Specify No. 1 through 100) Golf Ball. . .	1	1
16	B-20514-G1	Decal Installation Kit (Specify No. 1 through 100) Trapezoid. .	1	1
17	D-15929-G1	Shield	X	1
18	B-00240-G8	Hex Head, Machine Screw, 1/4-20 x 1 Lg.	X	4
19	B-14390-G4	Nut, Lock, Plastic Insert, 1/4-20	X	4
20				
21				
22	A-18472-G1	Vinyl Bumper Trim Kit (Includes items 30-33 & 16-17)	1	1
23	B-17203-G6	Vinyl Bumper, Body Trim (Sides & Front)	1	1
24	B-17203-G5	Vinyl Bumper, Body Trim (Back of Cowl)	1	1
25	B-17203-G9	Vinyl Bumper, Body Trim (Dash Tray)	2	2
26	A-15058-G2	Rivet, Alum, Black	4	4
27				
28				
29	A-51130-G1	Primer (Spray Can)	AR	AR
30	A-50633-G1	Paint, Gloss Black (Spray Can)	AR	AR
31	A-50628-G1	Paint, Glenwood Green (Spray Can)	AR	AR
32	A-50630-G1	Paint, Mist Blue (Spray Can)	AR	AR

When ordering parts please specify model and serial no. of vehicle.

ISSUE DATE 8/15/85

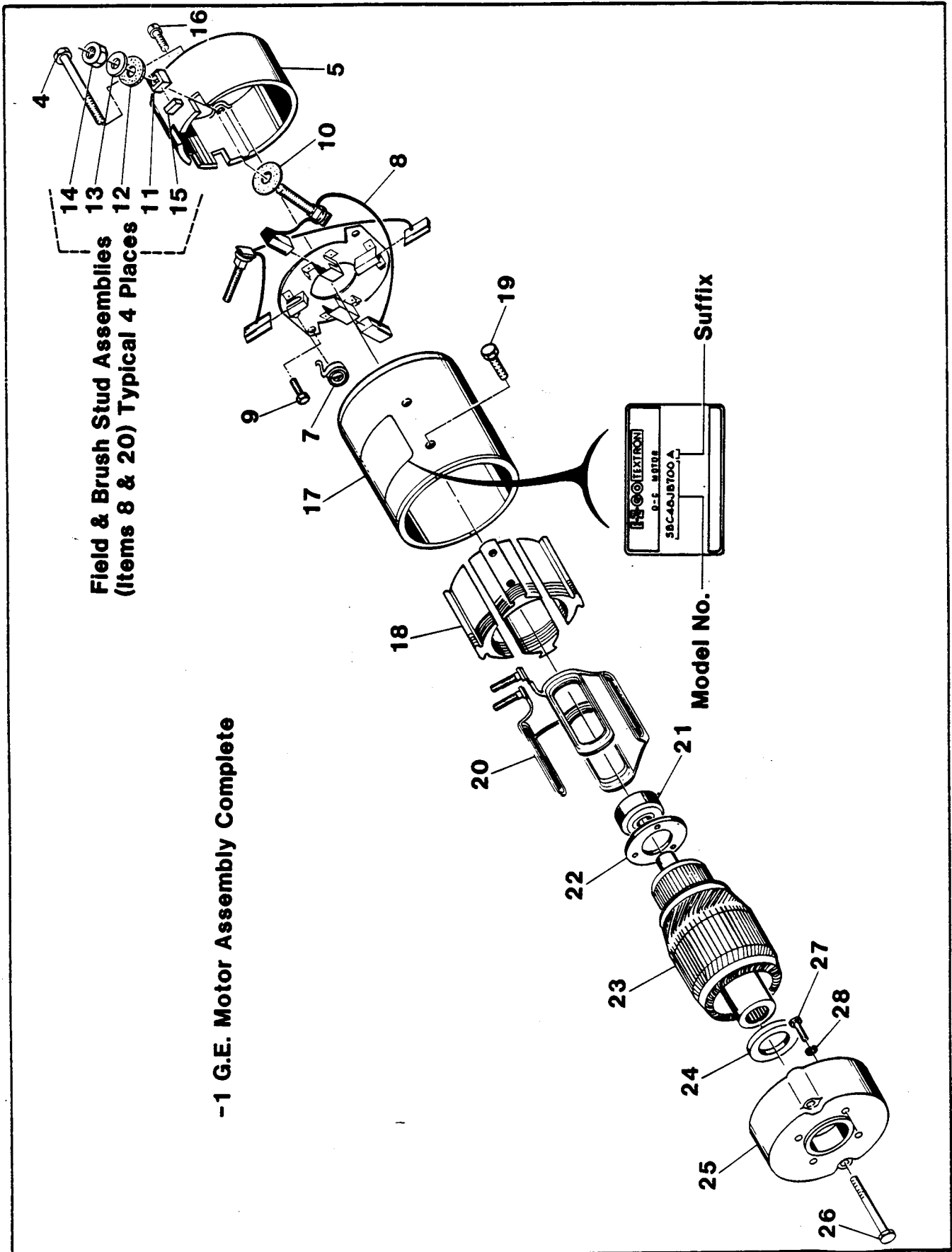
EFFECTIVE SERIAL NO. Electric 3 Wheel L2486 380275 and Later
 Electric 4 Wheel L2486 380275 and Later

ITEM NO.	PART NO.	DESCRIPTION 1 2 3 4 5	ELEC	
			3 WHEEL	4 WHEEL
			QTY.	
33	A-50632-G1	Paint, Pure White (Spray Can)	AR	AR
34	A-15430-G1	Paint, Flat Black (Spray Can)	AR	AR
35	A-50628-G3	Paint, Glenwood Green (Quarts)	AR	AR
36	A-50628-G4	Paint, Glenwood Green (Gallons)	AR	AR
37	A-50630-G3	Paint, Mist Blue (Quarts)	AR	AR
38	A-50630-G4	Paint, Mist Blue (Gallons)	AR	AR
39	A-50632-G3	Paint, Pure White (Quarts)	AR	AR
40	A-50632-G4	Paint, Pure White (Gallons)	AR	AR
41	A-15632-G2	Paint, Flat Black (Gallons)	AR	AR
42	A-50633-G3	Paint, Gloss Black (Quarts)	AR	AR
43	A-50633-G4	Paint, Gloss Black (Gallons)	AR	AR
44	A-50634-G3	Paint, Special Color (Quarts)	AR	AR
45	A-50634-G4	Paint, Special Color (Gallons)	AR	AR
46	A-15632-G1	Paint, Flat Black (Quarts)	AR	AR
		Quote color chip number for all special colors.		
		Items 36 - 52 are not shown.		

When ordering parts please specify model and serial no. of vehicle.

ISSUE DATE 8/15/85

THIS PAGE LEFT INTENTIONALLY BLANK



-1 G.E. Motor Assembly Complete

MOTOR G. E.

E-Z-GO TEXTRON

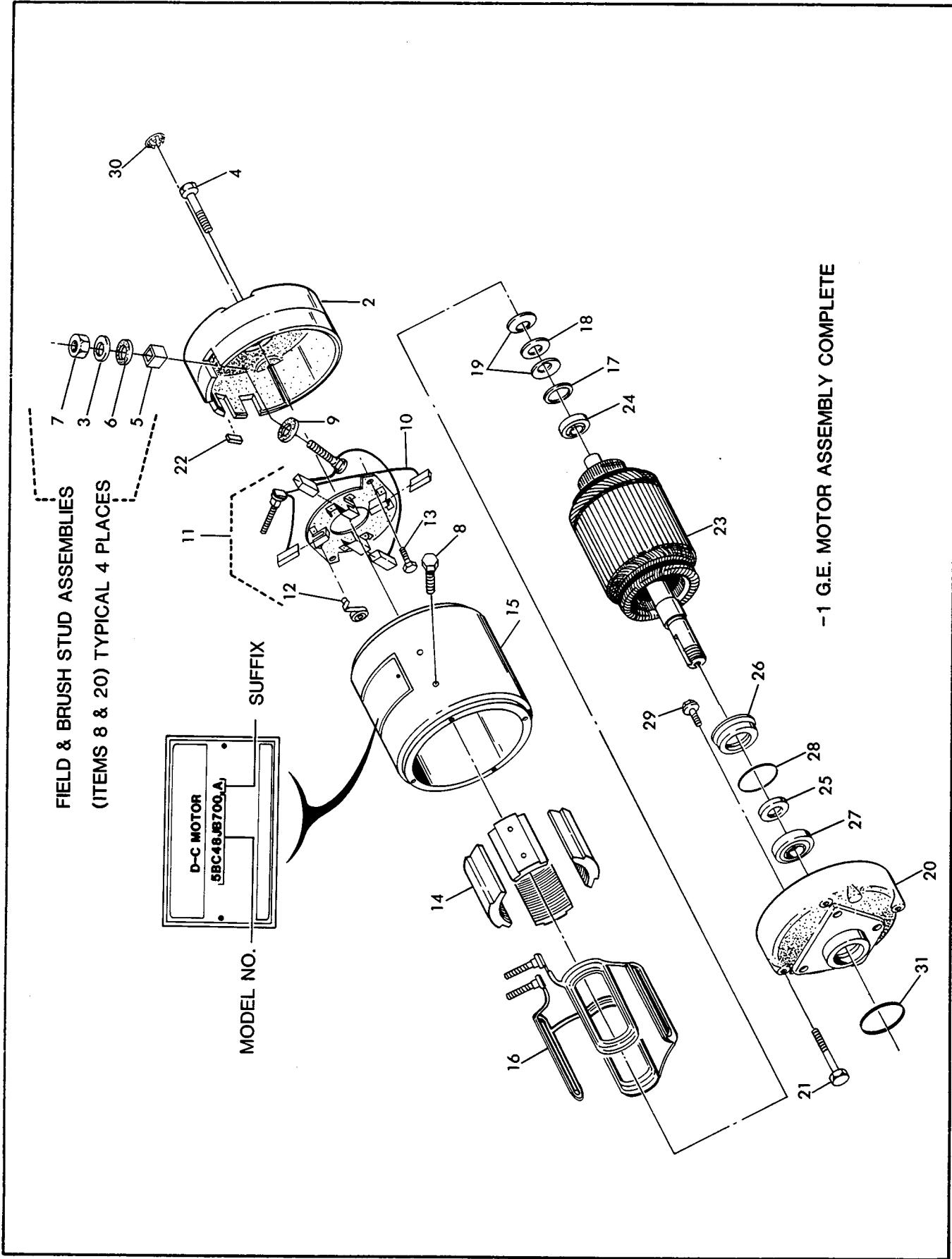
EFFECTIVE SERIAL NO. Electric 3 Wheel M2584 307744 and Later
 Electric 4 Wheel M2584 307744 and Later

ELEC	
3 WHEEL	4 WHEEL
QTY.	

ITEM NO.	PART NO.	DESCRIPTION 1 2 3 4 5	ELEC	
			3 WHEEL	4 WHEEL
			QTY.	
1	A-16979-GI	G. E. Motor Assembly Complete	1	1
2				
3				
4	A-16919-GI	Screw, Motor Clamp (Commutator End)	2	2
5	A-16922-GI	Endshield, Commutator End	1	1
6	A-16916-GI	Brush Rigging	1	1
7	A-15446-GI	Brush Spring	4	4
8	A-16917-GI	Brush Assembly	2	2
9	A-51333-GI	Screw, Brush Rigging Mount	2	2
10	A-15442-GI	Washer, Insulator, Terminal	8	8
11	A-15436-GI	Bushing, Insulator	4	4
12	A-15438-GI	Washer, Insulator	4	4
13	A-15439-GI	Washer	4	4
14	A-15440-GI	Lock Nut	4	4
15	A-16948-GI	Gasket	4	4
16	A-16921-GI	Bearing Retainer Screw	3	3
17	*	Shell, Stator	1	1
18	*	Field Pole Pieces	4	4
19	A-16928-GI	Screw, Pole Piece	8	8
20	A-16929-GI	Field Coils	1	1
21	A-16918-GI	Ball Bearing, Commutator End	1	1
22	A-16930-GI	Bearing Retainer, Commutator End	1	1
23	A-16931-GI	Armature	1	1
24	B-12639-GI	Shaft Seal	1	1
25	A-16932-GI	Endshield, Pulley End	1	1
26	A-16933-GI	Screw, Motor Clamp	2	2
27	B-00258-G7	Screw, Machine Hex Hd., 3/8-16 UNC - 7/8 Lg.	4	4
28	B-00566-GI	Washer, Lock, Spring, 3/8	4	4
	*	Not available as individual part.		

When ordering parts please specify model and serial no. of vehicle.

ISSUE DATE 12/15/83



MOTOR G. E.

EZGO TEXTRON

EFFECTIVE SERIAL NO.

Electric 3 Wheel L2486 380275 and Later
 Electric 4 Wheel L2486 380275 and Later

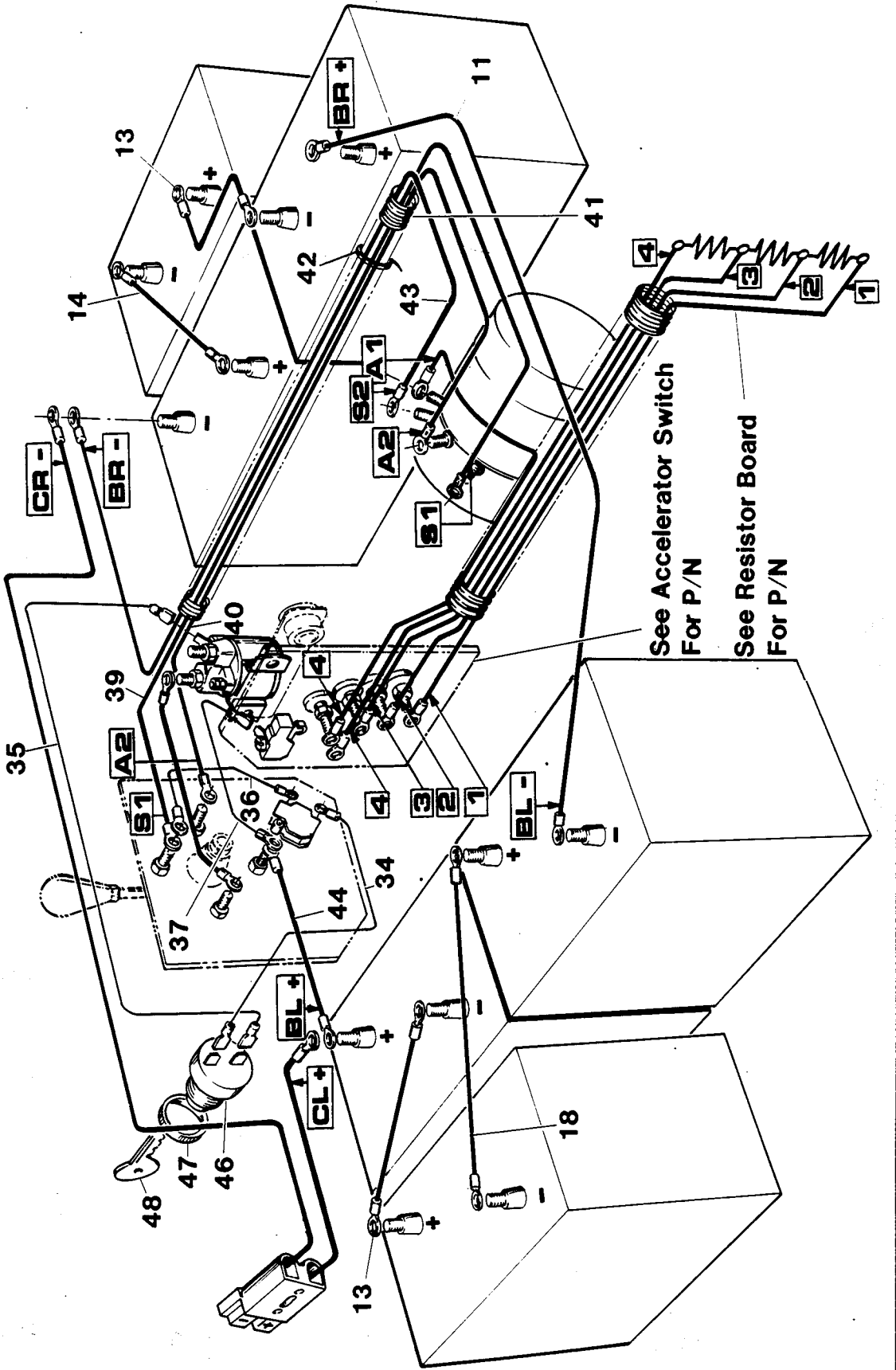
ELEC	
3 WHEEL	4 WHEEL
QTY.	

ITEM NO.	PART NO.	DESCRIPTION 1 2 3 4 5	ELEC	
			3 WHEEL	4 WHEEL
			QTY.	
1	D-18686-GI	G. E. Motor	1	1
2	A-19644-GI	Endshield, Commutator End	1	1
3	A-15439-GI	Washer	4	4
4	A-16919-GI	Screw, Motor Clamp	2	2
5	A-15437-GI	Bushing, Insulator	4	4
6	A-15438-GI	Washer, Insulator	4	4
7	A-15440-GI	Lock Nut	4	4
8	A-16928-GI	Screw, Pole Piece	8	8
9	A-15442-GI	Washer, Insulator, Terminal	4	4
10	A-16917-GI	Brush Assy.	2	2
11	A-16916-GI	Brush Rigging	1	1
12	A-15446-GI	Brush Spring	4	4
13	A-51333-GI	Screw, Brush Rigging Mount	2	2
14		Field Pole Pieces	4	4
15		Shell, Stator	1	1
16	A-19645-GI	Field Coils (Set)	1	1
17	A-19646-GI	Washer, Shim		
18	A-19647-GI	Washer, Spacer	1	1
19	A-19648-GI	Washer, Conical	2	2
20	A-20389-GI	Endshield, Gear End	1	1
21	A-19649-GI	Screw, Motor Clamp	4	4
22	A-16948-GI	Gasket	4	4
23	A-20390-GI	Armature	1	1
24	A-16918-GI	Ball Bearing, Commutator End	1	1
25	A-20388-GI	Seal, Shaft	1	1
26	A-20386-GI	Bearing Retainer	1	1
27	B-19650-GI	Ball Bearing, Gear End	1	1
28	A-20387-GI	Seal, O'Ring	1	1
29	A-20392-GI	Screw, Bearing Retainer	3	3
30	A-20391-GI	Plug, Hole	1	1
31	A-17732-GI	Seal, 'O'Ring	1	1
	* NOT AVAILABLE AS SERVICE PARTS			

When ordering parts please specify model and serial no. of vehicle.

ISSUE DATE 8/01/85

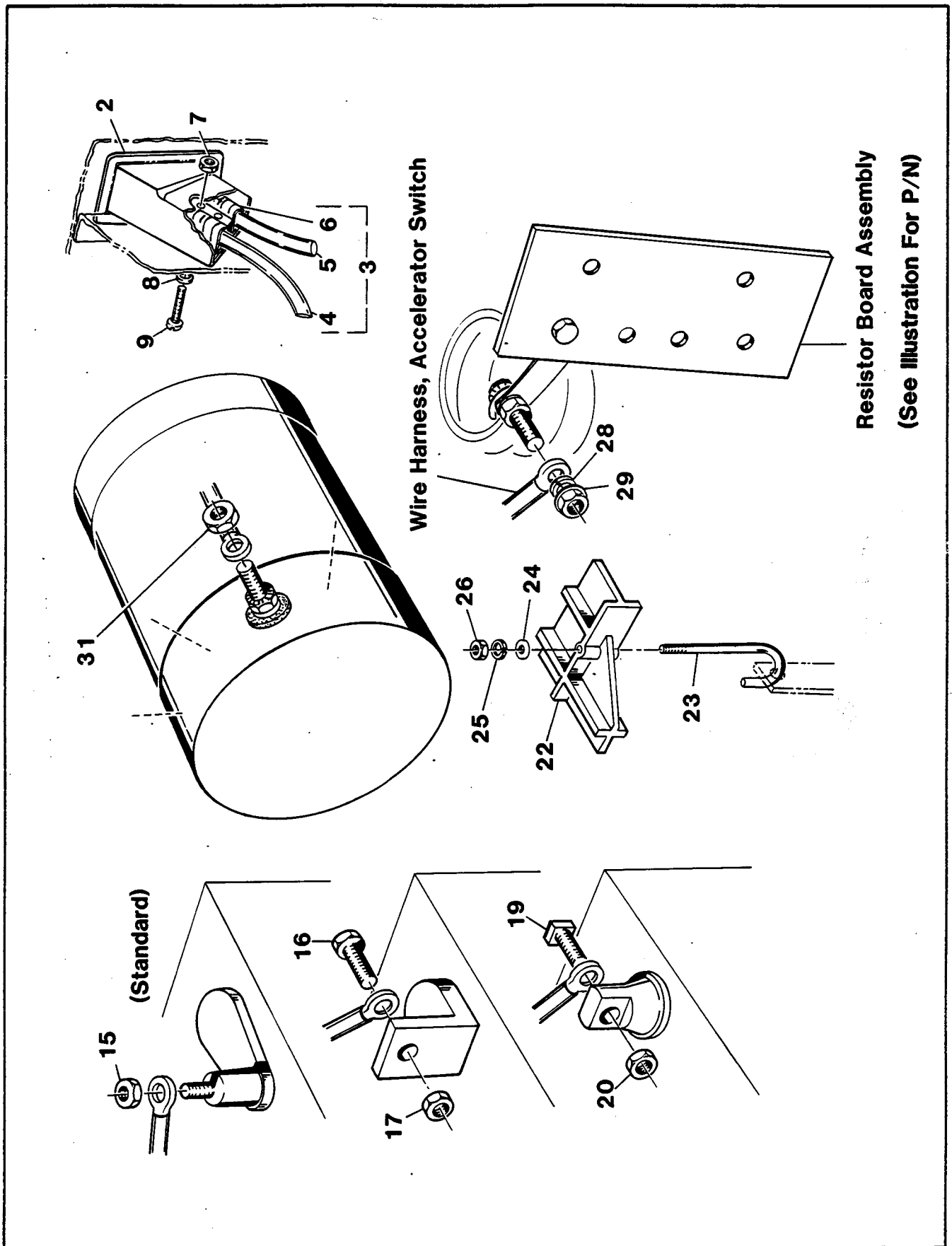
33- Control Wiring Harness,
F&R Switch (Includes
Items 34,35,36,&37)
38- Wiring Harness, F&R Switch



See Accelerator Switch
For P/N
See Resistor Board
For P/N

POWER WIRING

E-Z-GO **TEXTRON**



POWER WIRING

E-Z-GO **TEXTRON**

EFFECTIVE SERIAL NO. Electric 3 Wheel M2584 307744 and Later
 Electric 4 Wheel M2584 307744 and Later

ITEM NO.	PART NO.	DESCRIPTION 1 2 3 4 5	ELEC	
			3 WHEEL	4 WHEEL
			QTY.	
i				
2	D-18724-G1	Charger Receptacle Holder.	1	1
3	B-18784-G1	Wiring Harness Charger Connector.	1	1
4	B-14852-G1	Wire Assembly (CR-)	1	1
5	B-14852-G2	Wire Assembly (CL+)	1	1
6	B-18782-G1	Connector, Anderson.	1	1
7	B-14390-G9	Nut, Lock, Nylon Insert, #6-32.	2	2
8	B-00559-G3	Washer, Flat, Cad Plate #6	2	2
9	B-00645-G2	Screw, Machine, Cad Plate #6-32 x 1 1/4 Lg..	2	2
10				
ii	A-11885-G4	Wire Assembly.	1	1
12				
13	A-11893-G1	Wire Assembly.	2	2
14	A-11894-G1	Wire Assembly.	2	2
15	B-00532-G3	Nut, Hex, Cad Plate, 5/16-18	12	12
16	B-00270-G6	Screw, Machine, Hex, Cad Plate, 5/16-18 x 3/4" Lg.	12	12
17	B-00532-G3	Nut, Hex, Cad Plate, 5/16-18	12	12
18	A-11885-G2	Wire Assembly	1	1
19	A-12649-G1	Bolt, Battery, Square Hd., Cad Plate, 5/16-18 x 1" Lg.	12	12
20	A-12650-G1	Nut, Battery, Heavy Hex, Cad Plate, 5/16-18	12	12
21				
22	C-15736-G1	Battery Hold Down	2	2
23	B-15734-G2	J Bolt, Battery	2	2
24	B-00559-G8	Washer, Flat, Narrow, Type B, Cad Plate, 5/16	2	2
25	B-00565-G8	Washer, Lock, Spring Type, Cad Plate, 5/16	2	2
26	-00532-G3	Nut, Hex, Cad Plate, 5/16-18	2	2
27				
28	B-00565-G8	Washer, Lock, Spring Type, Cad Plate, 5/16	4	4
29	B-00544-G3	Nut, Hex, Jam, Cad Plate, 5/16-18	4	4
30				
31	B-00532-G3	Nut, Hex, Cad Plate, 5/16-18	4	4
32				

When ordering parts please specify model and serial no. of vehicle.

ISSUE DATE 12/15/83

EFFECTIVE SERIAL NO. Electric 3 Wheel M2584 307744 and Later
 Electric 4 Wheel M2584 307744 and Later

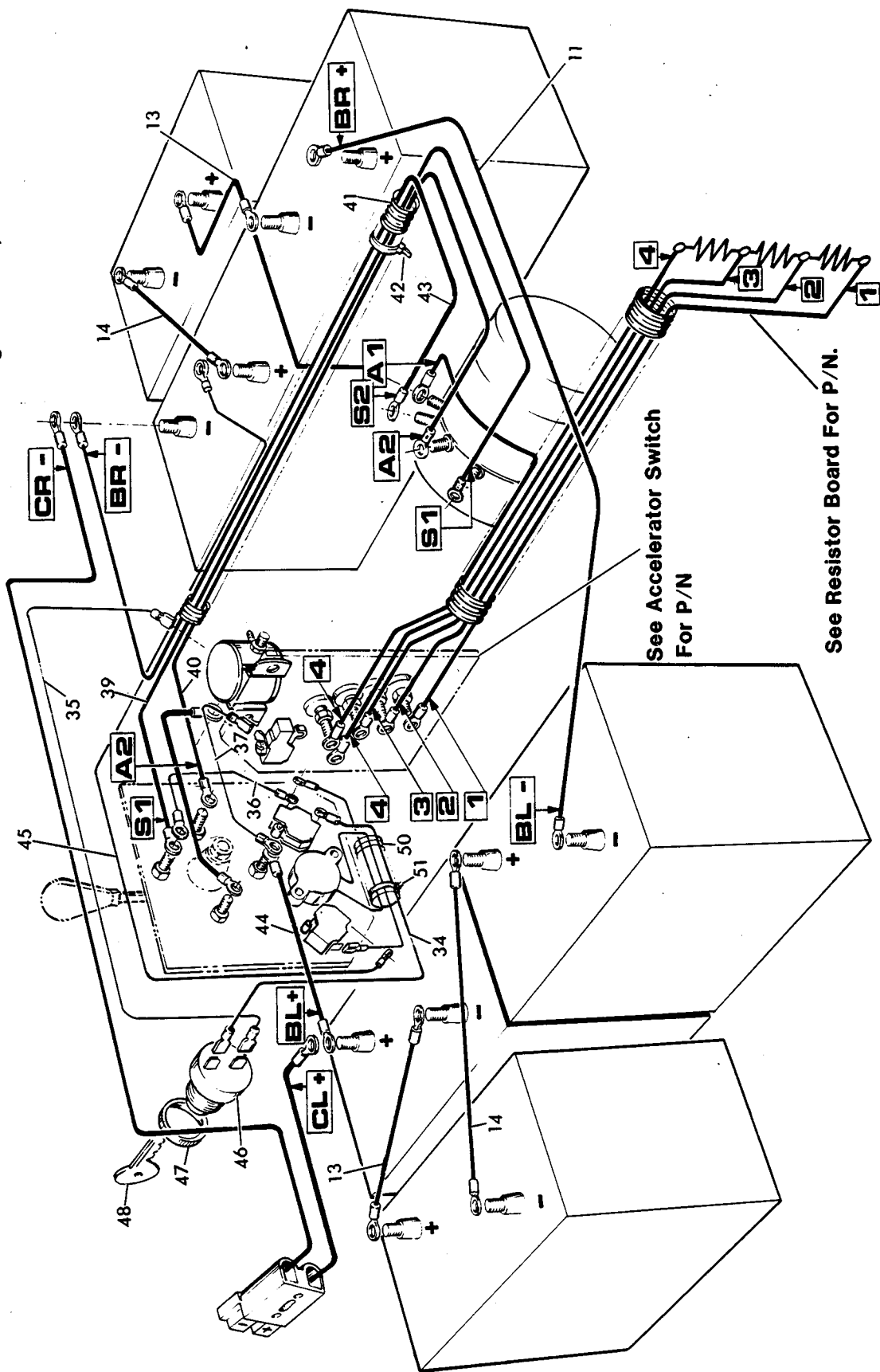
ITEM NO.	PART NO.	DESCRIPTION 1 2 3 4 5	ELEC	
			3 WHEEL	4 WHEEL
			QTY.	
33	B-17868-G1	Control Wiring Harness, F & R Switch		
34	A-14619-G2	Wire Assembly (Light Blue)		
35	A-17870-G1	Wire Assembly (Yellow)		
36	A-14615-G1	Wire Assembly (Black)		
37	A-17869-G1	Wire Assembly (Red & White)		
38	C-18835-G1	Wiring Harness, F & R Switch		
39	A-11884-G1	Wire Assembly (S1)		
40	A-11883-G1	Wire Assembly (A-2)		
41	B-18834-G1	Loom, Flex, Zip		
42	A-16172-G1	Clamp, Nylon (Black)	7	7
43	A-11888-G3	Wire Assembly		
44	A-14610-G1	Wire Assembly		
45				
46	A-17421-G1	Ignition Switch Kit		
47	B-17137-G1	Face Nut		
48	B-17063-G1	Ignition Key		
49	A-16489-G1	Current Indicator	NA	NA
50	A-11806-G1	Battery Tester (Discharge Machine)	NA	NA
51	A-50900-G1	Hydrometer	NA	NA
52	A-51020-G2	Ohm Meter (Multi-Meter)	NA	NA
	*	Not available as individual part.		
	**	See Accessories, Options, and Special Tools Section.		

When ordering parts please specify model and serial no. of vehicle.

ISSUE DATE 12/15/83

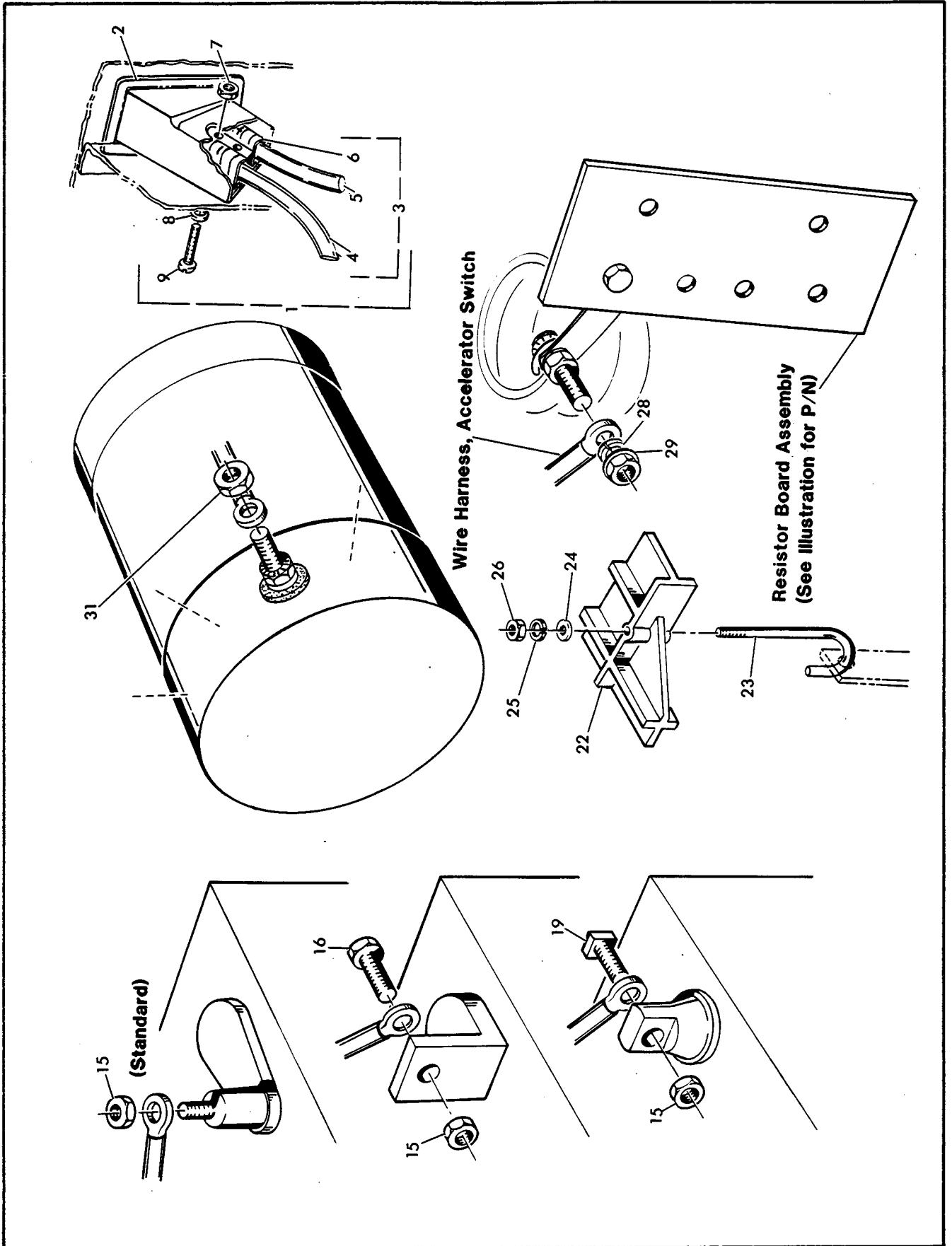
33 - Control Wiring Harness, F&R Switch
(Includes Items 34,35,36, & 37.)

38 - Wiring Harness, F&R Switch.



POWER WIRING

EZ-GO **TEXTRON**



POWER WIRING

E-Z-GO **TEXTRON**

TITLE POWER WIRING

MANUAL NO. SP84-E

EFFECTIVE SERIAL NO. Electric 3 Wheel J1884 337245 and Later
 Electric 4 Wheel J1884 337245 and Later

ELEC	
3 WHEEL	4 WHEEL
QTY.	

ITEM NO.	PART NO.	DESCRIPTION 1 2 3 4 5	ELEC	
			3 WHEEL	4 WHEEL
			QTY.	
1	B-18840-G1	Receptacle and Harness Assembly.	1	1
2	D-18724-G1	Charger Receptacle Holder.	1	1
3	B-18784-G1	Wiring Harness Charger Connector.	1	1
4	B-14852-G1	Wire Assembly (CR-)	1	1
5	B-14852-G2	Wire Assembly (CL+)	1	1
6	B-18782-G1	Connector, Anderson.	1	1
7	B-14390-G9	Nut, Lock, Nylon Insert, #6-32.	2	2
8	B-00559-G3	Washer, Flat, Cad Plate #6	2	2
9	B-00645-G2	Screw, Machine, Cad Plate #6-32 x 1 1/4 Lg..	2	2
10				
11	A-11885-G4	Wire Assembly.	1	1
12				
13	A-11893-G1	Wire Assembly.	2	2
14	A-11894-G1	Wire Assembly.	2	2
15	B-00702-G2	Nut, Heavy, Hex, Cad Plate, 5/16-18.	12	12
16	B-00270-G6	Screw, Machine, Hex, Cad Plate, 5/16-18 x 3/4" Lg..	12	12
17				
18				
19	A-12649-G1	Bolt, Battery, Square Hd., Cad Plate, 5/16-18 x 1" Lg..	12	12
20				
21				
22	C-15736-G1	Battery Hold Down	2	2
23	B-15734-G2	J Bolt, Battery	2	2
24	B-00559-G8	Washer, Flat, Narrow, Type B, Cad Plate, 5/16	2	2
25	B-00565-G8	Washer, Lock, Spring Type, Cad Plate, 5/16	2	2
26	B-00702-G2	Nut, Heavy Hex	2	2
27				
28	B-00565-G8	Washer, Lock, Spring Type, Cad Plate, 5/16	4	4
29	B-00544-G3	Nut, Hex, Jam, Cad Plate, 5/16-18	4	4
30				
31	B-00532-G3	Nut, Hex, Cad Plate, 5/16-18	4	4
32				

When ordering parts please specify model and serial no. of vehicle.

ISSUE DATE 7/1/85

EFFECTIVE SERIAL NO. Electric 3 Wheel J1884 337245 and Later
 Electric 4 Wheel J1884 337245 and Later

ELEC	
3 WHEEL	4 WHEEL
QTY	

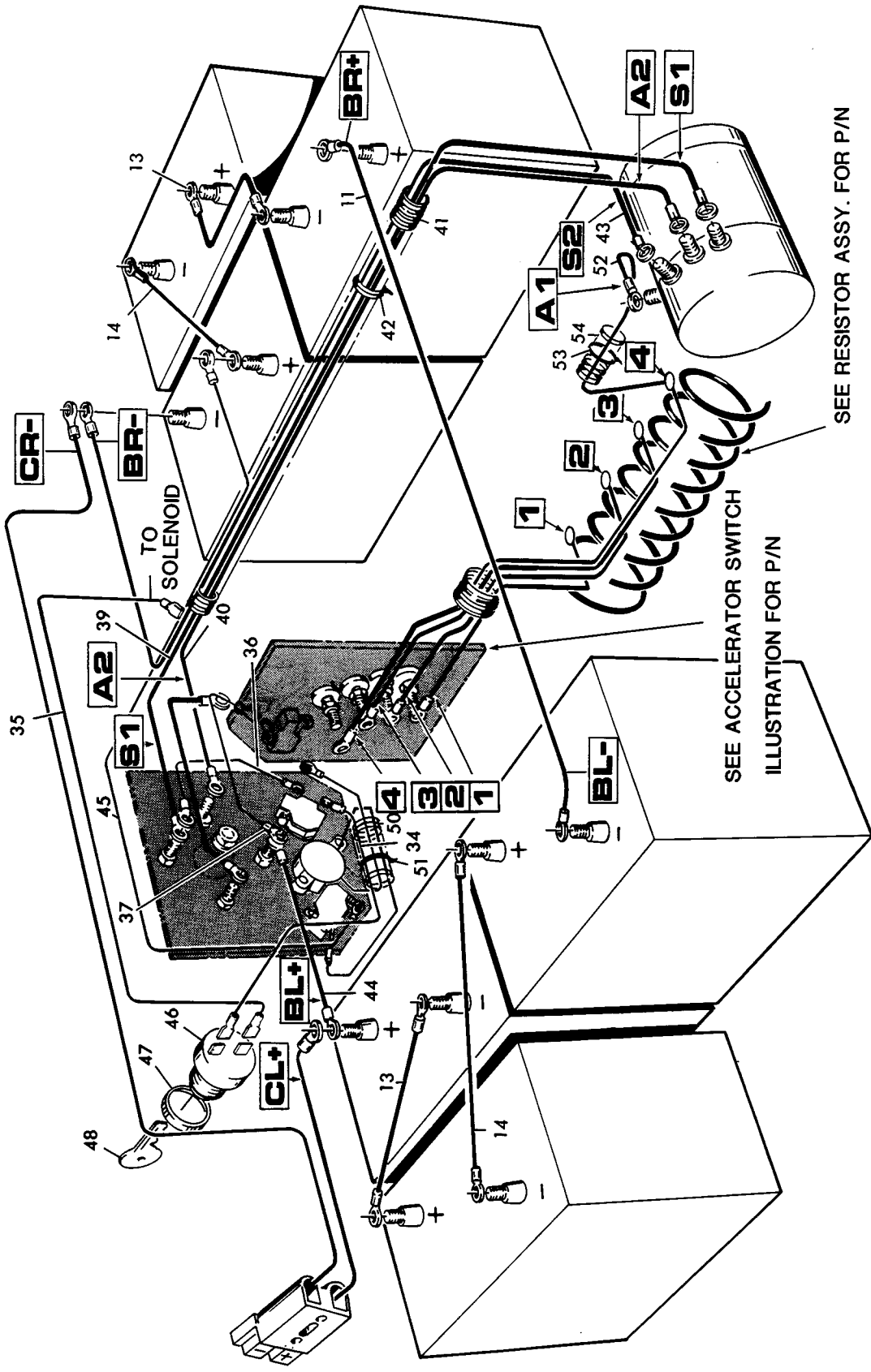
ITEM NO.	PART NO.	DESCRIPTION 1 2 3 4 5	ELEC	
			3 WHEEL	4 WHEEL
			QTY	
33	B-17868-G1	Control Wiring Harness, F & R Switch	1	1
34	A-14619-G2	Wire Assembly (Light Blue)	1	1
35	A-17870-G1	Wire Assembly (Yellow)	1	1
36	A-14615-G1	Wire Assembly (Black)	1	1
37	A-17869-G1	Wire Assembly (Red & White)	1	1
38	C-18835-G1	Wiring Harness, F & R Switch	1	1
39	A-11884-G1	Wire Assembly (S1)	1	1
40	A-11883-G1	Wire Assembly (A-2)	1	1
41	B-18834-G1	Loom, Flex, Zip	1	1
42	A-17618-G1	Clamp, Nylon (Black)	7	7
43	A-11888-G3	Wire Assembly	1	1
44	A-14610-G1	Wire Assembly	1	1
45	A-18518-G1	Wire Assembly	1	1
46	A-17421-G1	Ignition Switch Kit	1	1
47	B-17137-G1	Face Nut	1	1
48	B-17063-G1	Ignition Key	1	1
49				
50	A-17314-G8	Loom Flex	1	1
51	A-16172-G1	Clamp, Nylon	2	2
		Related Test Equipment		
	**	Current Indicator	NA	NA
	**	Battery Tester (Discharge Machine)	NA	NA
	**	Hydrometer	NA	NA
	**	Ohm Meter (Multi-Meter)	NA	NA
	*	Not available as individual part.		
	**	See Accessories, Options, and Special Tools Section.		

When ordering parts please specify model and serial no. of vehicle.

ISSUE DATE 2/15/85

38- WIRING HARNESS,F&R SWITCH
(INCLUDES ITEMS 39-43)

33- CONTROL WIRING HARNESS, F&R SWITCH
(INCLUDES ITEMS 34,35,36,&37)

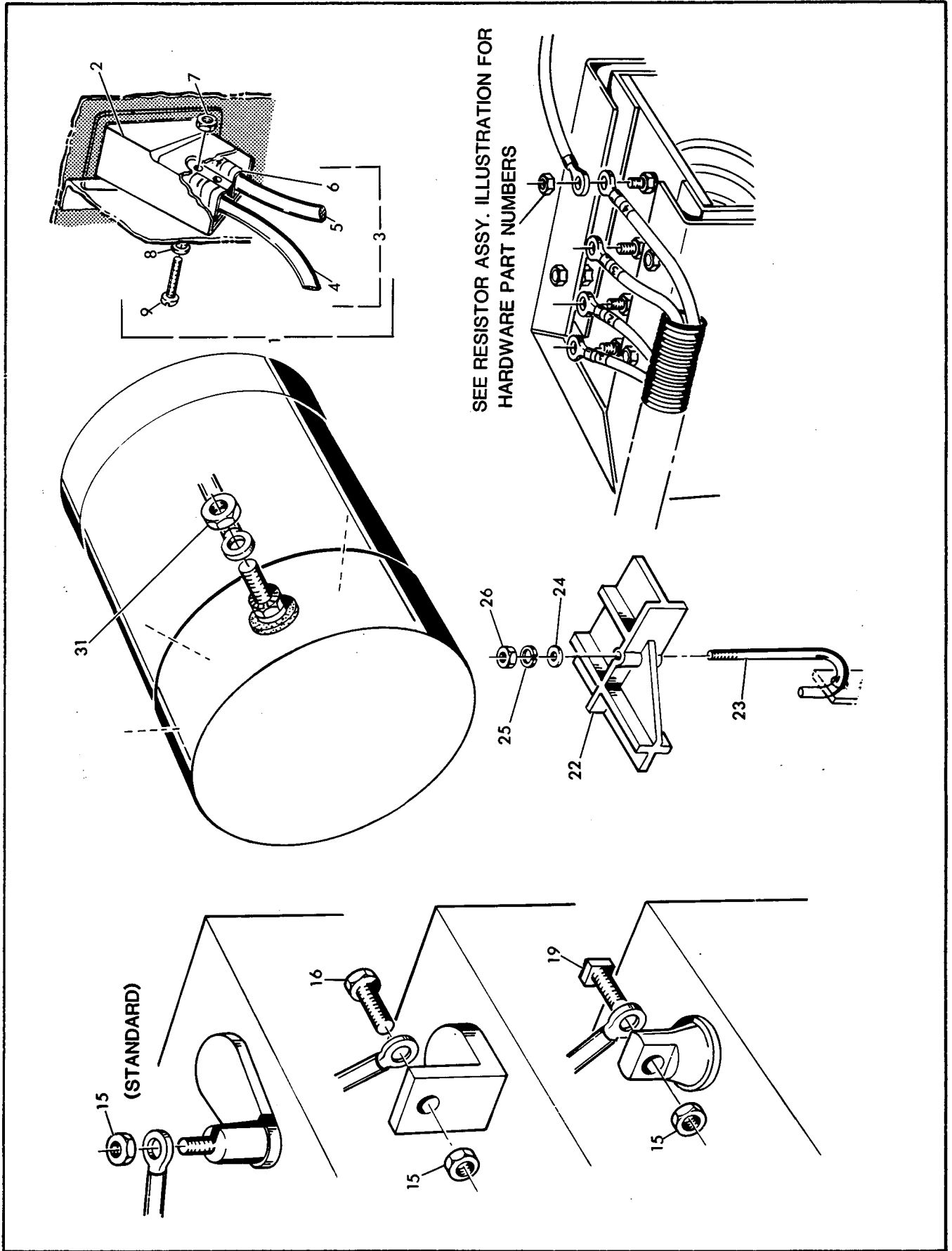


SEE ACCELERATOR SWITCH
ILLUSTRATION FOR P/N

SEE RESISTOR ASSY. FOR P/N

POWER WIRING





POWER WIRING

E-Z-GO **TEXTRON**

TITLE POWER WIRING

MANUAL NO. SP84-E

EFFECTIVE SERIAL NO. Electric 3 Wheel L2486 380275 and Later
 Electric 4 Wheel L2486 380275 and Later

ELEC	
3 WHEEL	4 WHEEL
QTY.	

ITEM NO.	PART NO.	DESCRIPTION 1 2 3 4 5	ELEC	
			3 WHEEL	4 WHEEL
			QTY.	
1	B-18840-G1	Receptacle and Harness Assembly.	1	1
2	D-18724-G1	Charger Receptacle Holder.	1	1
3	A-18841-G1	Wiring Harness Charger Connector.	1	1
4	B-14852-G1	Wire Assembly (CR-)	1	1
5	B-14852-G2	Wire Assembly (CL+)	1	1
6	B-18782-G1	Connector, Anderson.	1	1
7	B-14390-G9	Nut, Lock, Nylon Insert, #6-32.	2	2
8	B-00559-G3	Washer, Flat, Cad Plate #6	2	2
9	B-00645-G2	Screw, Machine, Cad Plate #6-32 x 1 1/4 Lg..	2	2
10				
11	A-11885-G4	Wire Assembly.	1	1
12				
13	A-11893-G1	Wire Assembly.	2	2
14	A-11894-G1	Wire Assembly.	2	2
15	B-00702-G2	Nut, Heavy, Hex, Cad Plate, 5/16-18.	12	12
16	B-00270-G6	Screw, Machine, Hex, Cad Plate, 5/16-18 x 3/4" Lg..	12	12
17				
18				
19	A-12649-G1	Bolt, Battery, Square Hd., Cad Plate, 5/16-18 x 1" Lg..	12	12
20				
21				
22	C-15736-G1	Battery Hold Down	2	2
23	B-15734-G2	J Bolt, Battery	2	2
24	B-00559-G8	Washer, Flat, Narrow, Type B, Cad Plate, 5/16	2	2
25	B-00565-G8	Washer, Lock, Spring Type, Cad Plate, 5/16	2	2
26	B-00702-G2	Nut, Heavy Hex	2	2
27				
28				
29				
30				
31	B-00532-G3	Nut, Hex, Cad Plate, 5/16-18	4	4
32				

When ordering parts please specify model and serial no. of vehicle.

ISSUE DATE 8/01/85

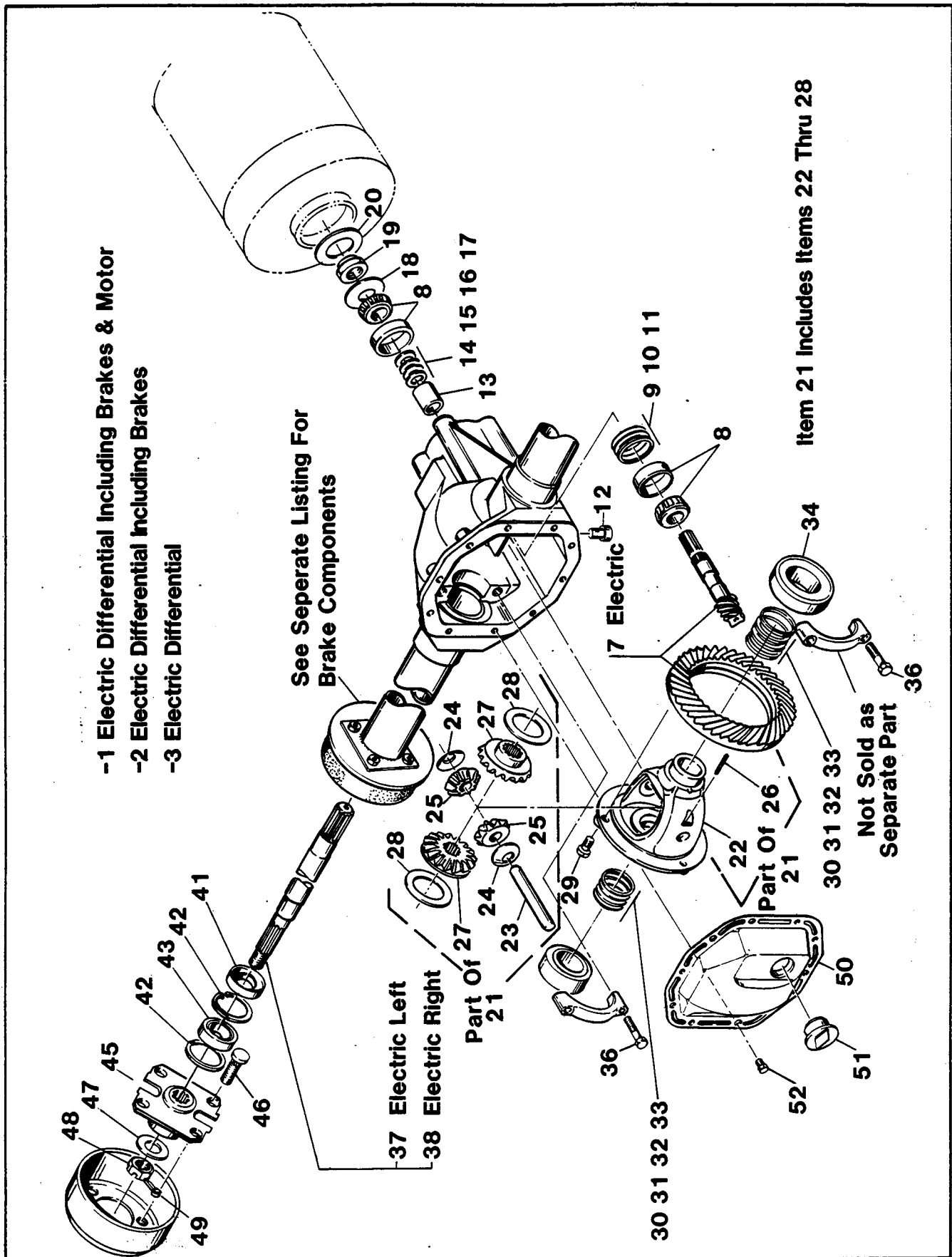
EFFECTIVE SERIAL NO. Electric 3 Wheel L2486 380275 and Later
 Electric 4 Wheel L2486 380275 and Later

ELEC	
3 WHEEL	4 WHEEL
QTY.	

ITEM NO.	PART NO.	DESCRIPTION 1 2 3 4 5	ELEC	
			3 WHEEL	4 WHEEL
			QTY.	
33	B-17868-G1	Control Wiring Harness, F & R Switch	1	1
34	A-14619-G2	Wire Assembly (Light Blue)	1	1
35	A-17870-G1	Wire Assembly (Yellow)	1	1
36	A-14615-G1	Wire Assembly (Black)	1	1
37	A-17869-G1	Wire Assembly (Red & White)	1	1
38	C-18894-G1	Wiring Harness, F & R Switch	1	1
39	A-17855-G1	Wire Assembly (S1)	1	1
40	A-17856-G1	Wire Assembly (A2)	1	1
41	B-18834-G3	Loom, Flex, Zip	1	1
42	A-17618-G1	Clamp, Nylon (Black)	7	7
43	A-17858-G1	Wire Assembly (S2).	1	1
44	A-14610-G1	Wire Assembly	1	1
45	A-18518-G1	Wire Assembly	1	1
46	A-17421-G1	Ignition Switch Kit	1	1
47	B-17137-G1	Face Nut	1	1
48	B-17063-G1	Ignition Key	1	1
49				
50	A-17314-G8	Loom Flex	1	1
51	A-16172-G1	Clamp, Nylon	2	2
52	C-18897-G3	Wire Assembly (A1-4)	1	1
53	A-16172-G1	Clamp, Nylon	3	3
54	A-17316-G6	Loom Flex	1	1
		Related Test Equipment		
	**	Current Indicator	NA	NA
	**	Battery Tester (Discharge Machine)	NA	NA
	**	Hydrometer	NA	NA
	**	Ohm Meter (Multi-Meter)	NA	NA
	*	Not available as individual part.		
	**	See Accessories, Options, and Special Tools Section.		

When ordering parts please specify model and serial no. of vehicle.

ISSUE DATE 8/01/85



REAR AXLE ASSEMBLY

EFFECTIVE SERIAL NO. Electric 3 Wheel M2584 307744 and Later
 Electric 4 Wheel M2584 307744 and Later

ITEM NO.	PART NO.	DESCRIPTION 1 2 3 4 5	ELEC	
			3 WHEEL	4 WHEEL
			QTY.	
1	D-17521-G2	Rear Axle Assembly Including Brakes & Motor	1	1
2	D-17522-G1	Rear Axle Assembly Including Brakes	1	1
3	D-17522-G2	Rear Axle Assembly	1	1
4				
5				
6				
7	A-51279-G1	Pinion & Gear Assembly (Matched Set)	1	1
8	A-13109-G1	Pinion Bearing Assembly	2	2
9	A-51264-G1	Drive Pinion Shim (.003)	AR	AR
10	A-51264-G2	Drive Pinion Shim (.005)	AR	AR
11	A-51264-G3	Drive Pinion Shim (.010)	AR	AR
12	A-51270-G1	Vent Valve	1	1
13	A-51265-G1	Pinion Bearing Spacer	1	1
14	A-51263-G1	Pinion Bearing Shim (.003)	AR	AR
15	A-51263-G2	Pinion Bearing Shim (.005)	AR	AR
16	A-51263-G3	Pinion Bearing Shim (.010)	AR	AR
17	A-51263-G4	Pinion Bearing Shim (.030)	AR	AR
18	A-51260-G1	Pinion Bearing Slinger	1	1
19	A-51280-G1	Pinion Nut	1	1
20				
21	A-18463-G1	Differential Case Assembly	1	1
22	A-13108-G1	Differential Case	1	1
23	A-13107-G1	Spider Gear Shaft	1	1
24	A-13106-G1	Spider Gear Thrust Washer	2	2
25	A-13105-G1	Differential Spider Gear	2	2
26	A-13102-G1	Spider Shaft Lock Pin	1	1
27	A-18060-G1	Differential Side Gear	2	2
28	A-13104-G1	Side Gear Thrust Washer	2	2
29	A-50528-G1	Drive Gear Screw	4	4
30	A-50527-G1	Differential Case Shim (.003)	AR	AR
31	A-50527-G2	Differential Case Shim (.005)	AR	AR
32	A-50527-G3	Differential Case Shim (.010)	AR	AR

When ordering parts please specify model and serial no. of vehicle.

ISSUE DATE 12/15/83

TITLE REAR AXLE ASSEMBLY

MANUAL NO. SP84-E

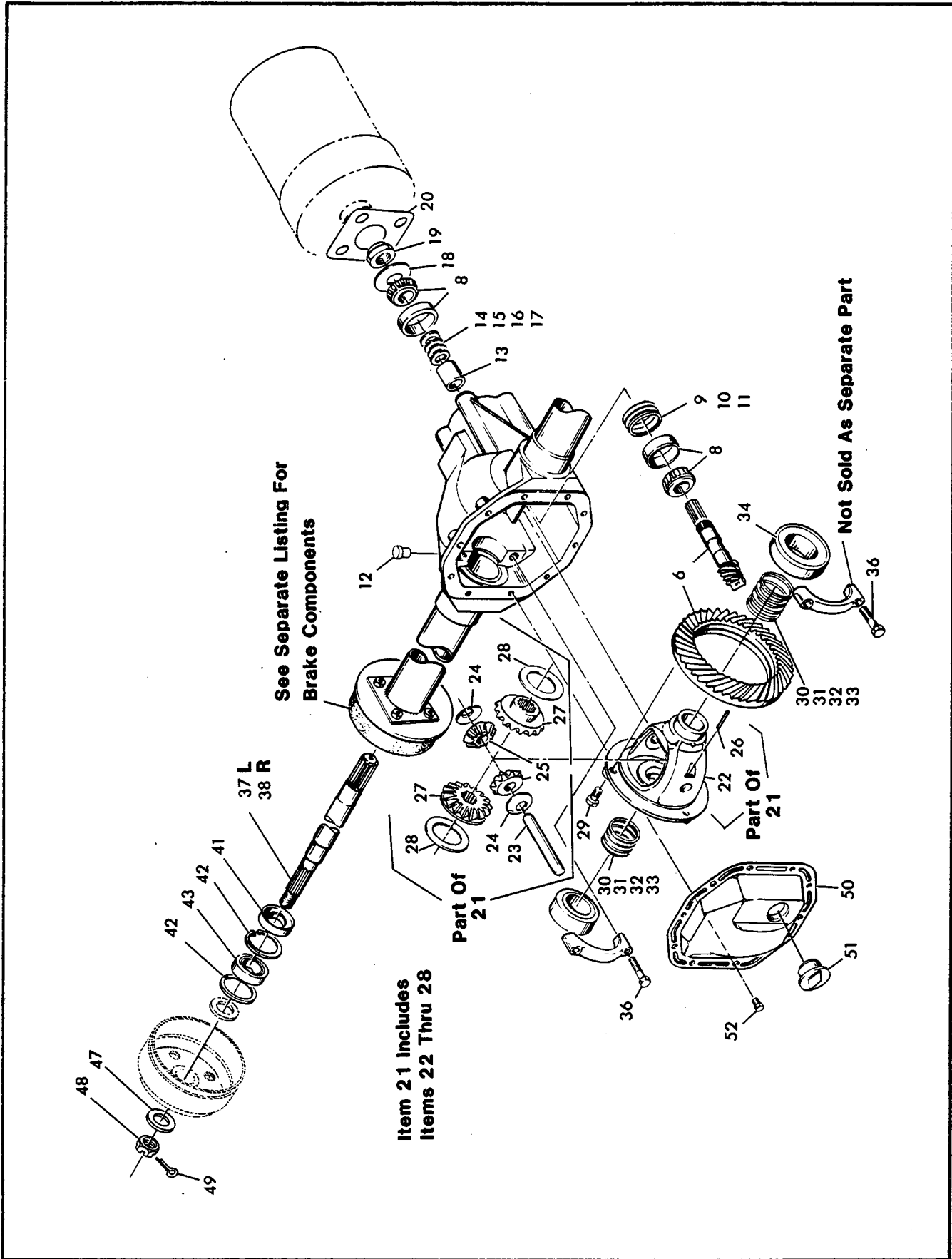
EFFECTIVE SERIAL NO. Electric 3 Wheel M2584 307744 and Later
 Electric 4 Wheel M2584 307744 and Later

ITEM NO.	PART NO.	DESCRIPTION 1 2 3 4 5	ELEC	
			3 WHEEL	4 WHEEL
			QTY.	
33	A-50527-G4	Differential Case Shim (.030)	AR	AR
34	A-17473-G1	Ball Bearing Differential	2	2
35				
36	A-15118-G1	Cap Screw (Bearing Cap)	4	4
37	A-17784-G1	Axle (Left) Length 21.438	1	1
38	A-17783-G1	Axle (Right) Length 20.724	1	1
39				
40				
41	A-15114-G1	Oil Seal	2	2
42	A-15113-G1	Snap Ring, Axle Bearing	4	4
43	A-15112-G1	Ball Bearing Axle	2	2
44				
45	B-17298-G1	Hub & Wheel Bolt Assembly	2	2
46	B-17126-G1	Lug Bolt	8	8
47	A-15487-G1	Washer, rake Drum	2	2
48	A-15483-G1	Nut, Hex Slotted	2	2
49	B-10387-G1	Cotter Pin	2	2
50	A-17780-G1	Gear Carrier Cover	1	1
51	A-15053-G1	Fill Plug	1	1
52	A-15558-G1	Cover Bolt, Hex, Flange Hd. 3/4 Lg.	10	10
53	A-18753-G1	Slide Hammer Kit	NA	NA
54	B-18739-G1	Tool, Seal Installation	NA	NA
55	A-18738-G1	Tool Kit, Pinion Removal	NA	NA

When ordering parts please specify model and serial no. of vehicle.

ISSUE DATE 12/15/83

THIS PAGE LEFT INTENTIONALLY BLANK



REAR AXLE ASSEMBLY

E-Z-GO **TEXTRON**

EFFECTIVE SERIAL NO. Electric 3 Wheel H2384 334068 and Later
 Electric 4 Wheel H2384 334068 and Later

ELEC	
3 WHEEL	4 WHEEL
QTY.	

ITEM NO.	PART NO.	DESCRIPTION 1 2 3 4 5	ELEC	
			3 WHEEL	4 WHEEL
			QTY.	
1	D-17521-G2	Rear Axle Assembly Including Brakes & Motor	1	1
2	D-17522-G1	Rear Axle Assembly Including Brakes	1	1
3	D-17522-G2	Rear Axle Assembly	1	1
4	D-17522-G3	Rear Axle Assembly Including Brake Drum Only	1	1
5				
6	A-51279-G1	Pinion & Gear Assembly (Matched Set)	1	1
7				
8	A-13109-G1	Pinion Bearing Assembly	2	2
9	A-51264-G1	Drive Pinion Shim (.003)	AR	AR
10	A-51264-G2	Drive Pinion Shim (.005)	AR	AR
11	A-51264-G3	Drive Pinion Shim (.010)	AR	AR
12	A-19039-G1	Vent Valve	1	1
13	A-51265-G1	Pinion Bearing Spacer	1	1
14	A-51263-G1	Pinion Bearing Shim (.003)	AR	AR
15	A-51263-G2	Pinion Bearing Shim (.005)	AR	AR
16	A-51263-G3	Pinion Bearing Shim (.010)	AR	AR
17	A-51263-G4	Pinion Bearing Shim (.030)	AR	AR
18	A-51260-G1	Pinion Bearing Slinger	1	1
19	A-51280-G1	Pinion Nut	1	1
20	B-12625-G1	Gasket	1	1
21	A-18463-G1	Differential Case Assembly	1	1
22	A-13108-G1	Differential Case	1	1
23	A-13107-G1	Spider Gear Shaft	1	1
24	A-13106-G1	Spider Gear Thrust Washer	2	2
25	A-13105-G1	Differential Spider Gear	2	2
26	A-13102-G1	Spider Shaft Lock Pin	1	1
27	A-18060-G1	Differential Side Gear	2	2
28	A-13104-G1	Side Gear Thrust Washer	2	2
29	A-50528-G1	Drive Gear Screw	4	4
30	A-50527-G1	Differential Case Shim (.003)	AR	AR
31	A-50527-G2	Differential Case Shim (.005)	AR	AR
32	A-50527-G3	Differential Case Shim (.010)	AR	AR

When ordering parts please specify model and serial no. of vehicle.

ISSUE DATE

7/1/85



TITLE REAR AXLE ASSEMBLY

MANUAL NO. SP84-E

EFFECTIVE SERIAL NO. Electric 3 Wheel H2384 334068 and Later
 Electric 4 Wheel H2384 334068 and Later

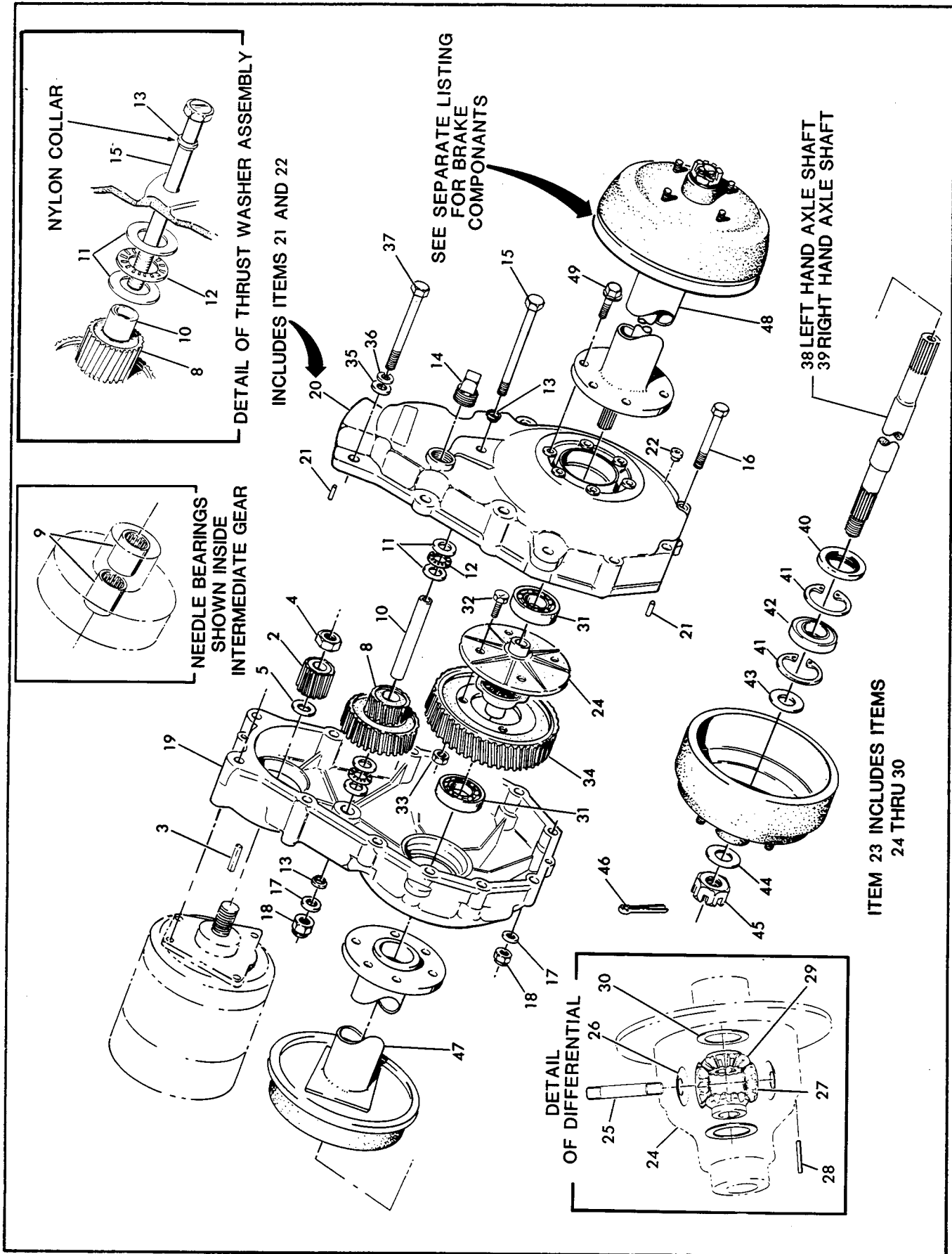
ELEC	
3 WHEEL	4 WHEEL
QTY.	

ITEM NO.	PART NO.	DESCRIPTION 1 2 3 4 5	ELEC	
			3 WHEEL	4 WHEEL
			QTY.	
33	A-50527-G4	Differential Case Shim (.030)	AF	AF
34	A-17473-G1	Ball Bearing Differential	2	2
35				
36	A-15118-G1	Cap Screw (Bearing Cap)	4	4
37	A-17784-G1	Axle (Left) Length 21.438	1	1
38	A-17783-G1	Axle (Right) Length 20.724	1	1
39				
40				
41	A-15114-G1	Oil Seal	2	2
42	A-15113-G1	Snap Ring, Axle Bearing	4	4
43	A-15112-G1	Ball Bearing Axle	2	2
44				
45				
46				
47	A-15487-G1	Washer, Brake Drum	2	2
48	A-15483-G1	Nut, Hex Slotted	2	2
49	B-10387-G1	Cotter Pin	2	2
50	A-17780-G1	Gear Carrier Cover	1	1
51	A-15053-G1	Fill Plug	1	1
52	A-15558-G1	Cover Bolt, Hex, Flange Hd. 3/4 Lg.	10	10
53	A-18753-G1	Slide Hammer Kit	NA	NA
54	B-18739-G1	Tool, Seal Installation	NA	NA
55	A-18738-G1	Tool Kit, Pinion Removal	NA	NA

When ordering parts please specify model and serial no. of vehicle.

ISSUE DATE 2/15/85

THIS PAGE LEFT INTENTIONALLY BLANK



REAR AXLE ASSEMBLY

EZGO **TEXTRON**

EFFECTIVE SERIAL NO.

Electric 3 Wheel L2486 380275 and Later
 Electric 4 Wheel L2486 380275 and Later

ELEC	
3 WHEEL	4 WHEEL
QTY	

ITEM NO.	PART NO.	DESCRIPTION 1 2 3 4 5	ELEC	
			3 WHEEL	4 WHEEL
			QTY	
1	D-18693-G3	Rear, Axle Assy. (Includes Brakes & Motor)	1	1
2	B-18689-G1	Pinion, Drive (See Item #50 for Gear Set)	1	1
3	A-17730-G1	Key	1	1
4	A-11081-G1	Nut-Lock	1	1
5	B-18907-G2	Spacer	1	1
6	D-20382-G1	Rear Axle Assy. (Includes Brakes)	1	1
7	D-18691-G2	Rear Axle Assy.	1	1
8	B-20374-G1	Intermediate Gear Assy. (See Item #50 for Gear Set)	1	1
9	B-17705-G1	Bearing, Roller.	2	2
10	A-20375-G1	Shaft, Intermediate	1	1
11	A-17711-G1	Washer, Thrust	4	4
12	A-17710-G1	Bearing, Thrust	2	2
13	A-17722-G1	Collar, Rolled	2	2
14	A-17733-G1	Fill Plug	1	1
15	B-00442-G4	Screw, Cap, Hex (5/16 - 18 x 4 1/2)	1	1
16	B-00441-G2	Screw, Cap, Hex (5/16 - 18 x 3 1/4)	8	8
17	B-00559-G8	Washer, Flat (5/16)	9	9
18	B-11098-G6	Nut - Lk. - Plastic Insert (5/16 x -18)	9	9
19	D-17667-G2	Housing, Left	1	1
20	A-20399-G1	Housing, Right	1	1
21	A-13887-G1	Pin Dowel	2	2
22	A-17709-G1	Plug, Magnetic	1	1
23	A-18463-G1	Differential Case Assy.	1	1
24	A-13108-G1	Differential Case	1	1
25	A-13107-G1	Spider Gear Shaft	1	1
26	A-13106-G1	Spider Gear Thrust Washer	2	2
27	A-13105-G1	Differential Spider Gear	2	2
28	A-13102-G1	Spider Shaft Lock Pin	1	1
29	A-18060-G1	Differential Side Gear	2	2
30	A-13104-G1	Side Gear Thrust Washer	2	2
31	A-17473-G1	Bearing, Ball, Differential	2	2

When ordering parts please specify model and serial no. of vehicle.

ISSUE DATE 8/01/85

TITLE REAR AXLE ASSEMBLY - HELICAL

MANUAL NO. SP84-E

EFFECTIVE SERIAL NO.

Electric 3 Wheel L2486 380275 and Later
 Electric 4 Wheel L2486 380275 and Later

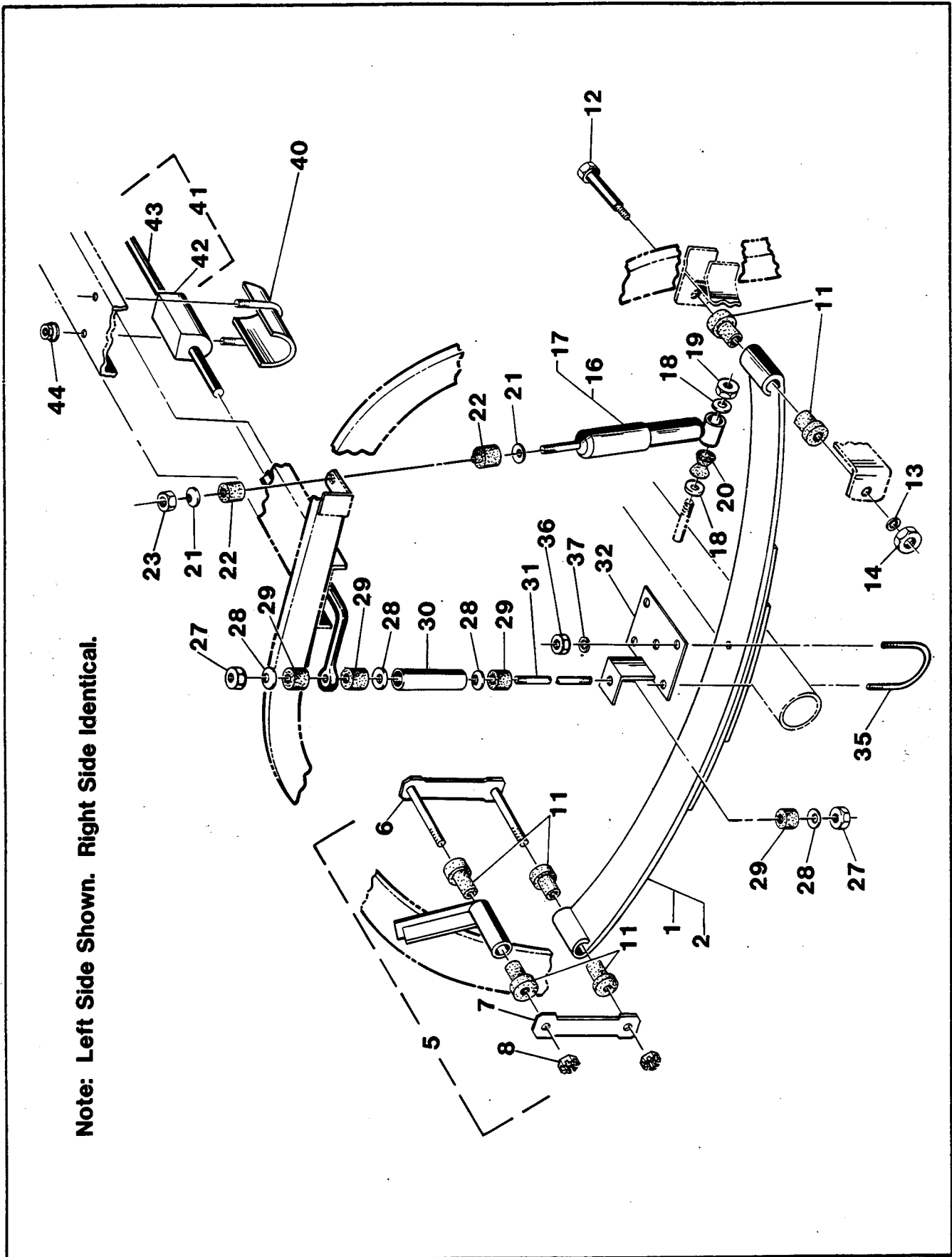
ITEM NO.	PART NO.	DESCRIPTION 1 2 3 4 5	ELEC	
			3 WHEEL	4 WHEEL
			QTY	
32	B-00433-G1	Screw, Cap, Hex (3/8 - 24 x 1 1/8)	4	4
33	B-00532-G6	Nut, Hex (3/8 - 24)	4	4
34	C-20376-G1	Gear (See Item #50 for Gear Set)	1	1
35	B-00560-G1	Washer - Flat (3/8)	4	4
36	B-00568-G1	Washer, Lock, SP, CP (3/8)	4	4
37	B-00429-G4	Screw, Cap, Hex, CP (3/8 16 x 3 1/2)	4	4
38	B-20377-G2	Axle Shaft, Left (25.077 in.)	1	1
39	B-20377-G1	Axle Shaft, Right (17.015 in.)	1	1
40	A-15114-G1	Oil Seal	2	2
41	A-15113-G1	Snap Ring, Axle Bearing	4	4
42	A-15112-G1	Bearing, Ball, Axle	2	2
43	A-15485-G1	Washer	2	2
44	A-15487-G1	Washer, Brake Drum	2	2
45	A-15483-G1	Nut, Hex, Slotted	2	2
46	B-10387-G1	Cotter Pin.	2	2
47	D-20378-G1	Axle Tube Assy. Left	1	1
48	D-20379-G1	Axle Tube Assy. Right	1	1
49	B-17725-G1	Screw, Thread Forming	12	12
50	A-20528-G1	Gear Set (Includes Items 2, 8, 34)	1	1
51	A-18753-G1	Slide Hammer Kit	NA	NA
52	B-18739-G1	Tool, Seal Installation	NA	NA
53	A-20380-G1	Tool, Bearing Removal	NA	NA
54	A-20381-G1	Tool, Bearing Installation	NA	NA

When ordering parts please specify model and serial no. of vehicle.

ISSUE DATE 8/01/85



THIS PAGE LEFT INTENTIONALLY BLANK



Note: Left Side Shown. Right Side Identical.

REAR SUSPENSION COMPONENTS (ELECTRIC CAR)

EFFECTIVE SERIAL NO. Electric 3 Wheel M2584 307744 and Later
 Electric 4 Wheel M2584 307744 and Later

ELEC	
3 WHEEL	4 WHEEL
QTY.	

ITEM NO.	PART NO.	DESCRIPTION 1 2 3 4 5	ELEC	
			3 WHEEL	4 WHEEL
			QTY.	
1	B-16490-G1	Leaf Spring	2	2
2	B-11645-G2	Heavy Duty Leaf Spring	2	2
3				
4				
5	A-11652-G1	Spring Shackle	2	2
6	*	Stud Plate, Shackle	2	2
7	*	Plate, Shackle	2	2
8	A-11329-G1	Nut, Lock, (Spring Shackle Bolt)	4	4
9				
10				
11	A-14178-G1	Bushing, Rubber (Rear Leaf Spring)	12	12
12	B-15727-G1	Bolt, Shoulder	2	2
13	B-00566-G1	Washer, Lock, 3/8	2	2
14	B-00532-G5	Nut, Hex, 3/8-16	2	2
15				
16	B-13270-G1	Shock Absorber	2	2
17	B-13269-G1	Shock Absorber, Heavy Duty	2	2
18	B-00560-G5	Flat Washer, 5/8	4	4
19	B-00557-G5	Nut, Lock, 5/8-11	2	2
20	B-10195-G1	Bushing, Shock Absorber	2	2
21	B-10435-G1	Washer, Shock Absorber	4	4
22	B-10194-G1	Bushing, Shock Absorber	4	4
23	B-00532-G6	Nut, Hex, 3/8-24	2	2
24				
25				
26	C-14770-G1	Stabilizer Bar Spring Bracket Assembly	2	X
27	B-00532-G5	Nut, Hex, 3/8-16	4	X
28	B-10435-G1	Washer, Shock Absorber	8	X
29	B-10194-G1	Bushing, Shock Absorber	8	X
30	C-10840-G3	Spacer	2	X
31	B-10579-G6	Rod, Threaded	2	X
32	B-17141-G1	Spring Retainer Bracket Assembly	2	X

When ordering parts please specify model and serial no. of vehicle.

ISSUE DATE 12/15/83

TITLE REAR SUSPENSION COMPONENTS (ELECTRIC CAR)

MANUAL NO. SP84-E

EFFECTIVE SERIAL NO. Electric 3 Wheel M2584 307744 and Later
 Electric 4 Wheel M2584 307744 and Later

ELEC	
3 WHEEL	4 WHEEL
QTY.	

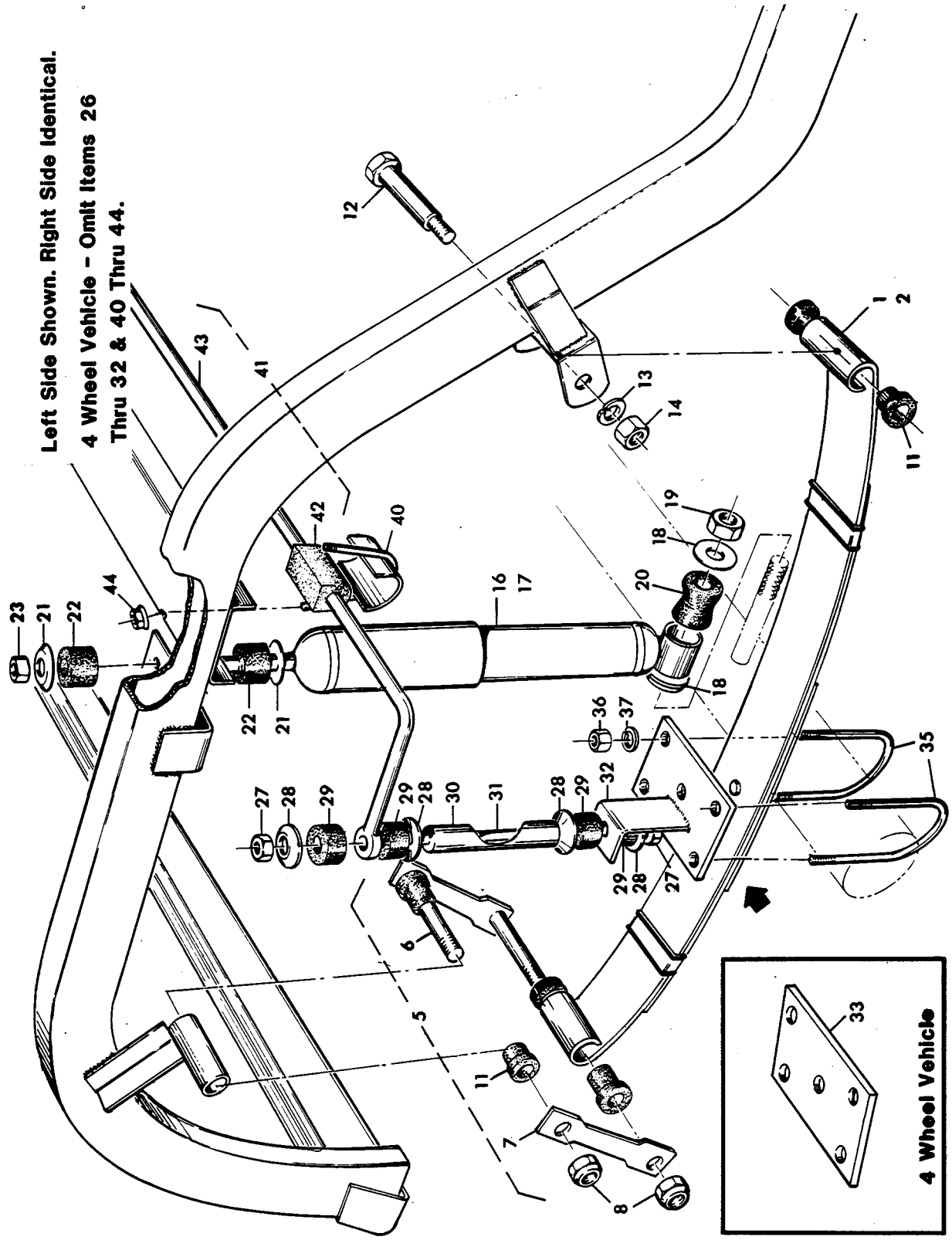
ITEM NO.	PART NO.	DESCRIPTION 1 2 3 4 5	ELEC	
			3 WHEEL	4 WHEEL
			QTY.	
33				
34				
35	B-12058-G2	"U" Bolt, Axle.	4	X
36	B-00532-G5	Nut, Hex, 3/8-16.	8	X
37	B-00566-G1	Washer, Lock 3/8.	8	X
38				
39				
40	B-11640-G1	Stabilizer Bar Bracket Assembly.	2	X
41	C-17284-G1	Stabilizer Bar Sub Assembly.	1	X
42	B-11155-G1	Bushing, Stabilizer.	2	X
43	*	Bar, Stabilizer.	1	X
44	A-11027-G4	Nut, Lock, Flanged, 5/16-24.	4	X
	*	Not available as individual part.		

When ordering parts please specify model and serial no. of vehicle.

ISSUE DATE 12/15/83

THIS PAGE LEFT INTENTIONALLY BLANK

Left Side Shown. Right Side Identical.
4 Wheel Vehicle - Omit Items 26
Thru 32 & 40 Thru 44.



REAR SUSPENSION COMPONENTS

E-Z-GO **TEXTRON**

56B

EFFECTIVE SERIAL NO. Electric 3 Wheel B2985 350569 and Later
 Electric 4 Wheel B2985 350569 and Later

ITEM NO.	PART NO.	DESCRIPTION 1 2 3 4 5	ELEC	
			3 WHEEL	4 WHEEL
			QTY.	
1	B-16490-G1	Leaf Spring	2	2
2	B-11645-G2	Heavy Duty Leaf Spring	2	2
3				
4				
5	A-19675-G1	Spring Shackle	2	2
6	*	Stud Plate, Shackle	2	2
7	*	Plate, Shackle	2	2
8	A-19676-G1	Nut, Lock, (Spring Shackle Bolt)	4	4
9				
10				
11	A-14178-G1	Bushing, Rubber (Rear Leaf Spring)	12	12
12	B-15727-G1	Bolt, Shoulder	2	2
13	B-00566-G1	Washer, Lock, 3/8	2	2
14	B-00532-G5	Nut, Hex, 3/8-16	2	2
15				
16	B-13270-G1	Shock Absorber	2	2
17	B-13269-G1	Shock Absorber, Heavy Duty	2	2
18	B-00560-G5	Flat Washer, 5/8	4	4
19	B-00557-G5	Nut, Lock, 5/8-11	2	2
20	B-10195-G1	Bushing, Shock Absorber	2	2
21	B-10435-G1	Washer, Shock Absorber	4	4
22	B-10194-G1	Bushing, Shock Absorber	4	4
23	B-00532-G6	Nut, Hex, 3/8-24	2	2
24				
25				
26	C-14770-G1	Stabilizer Bar Spring Bracket Assembly	2	X
27	B-00532-G5	Nut, Hex, 3/8-16	4	X
28	B-10435-G1	Washer, Shock Absorber	8	X
29	B-10194-G1	Bushing, Shock Absorber	8	X
30	C-10840-G3	Spacer	2	X
31	B-10579-G6	Rod, Threaded	2	X
32	B-17141-G1	Spring Retainer Bracket Assembly	2	X

When ordering parts please specify model and serial no. of vehicle.

ISSUE DATE 2/15/85

EFFECTIVE SERIAL NO. Electric 3 Wheel B2985 350569 and Later
 Electric 4 Wheel B2985 350569 and Later

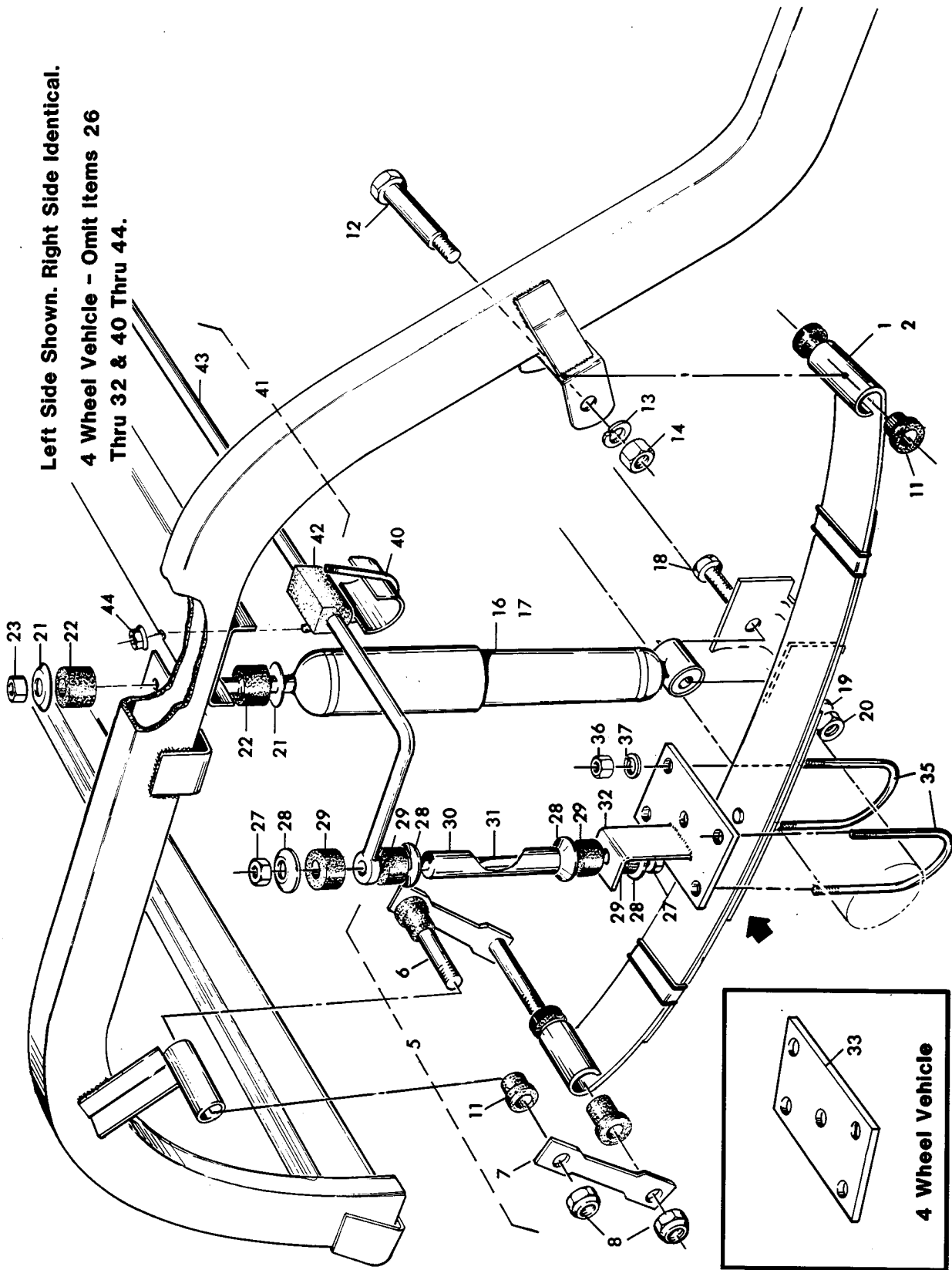
ITEM NO.	PART NO.	DESCRIPTION 1 2 3 4 5	ELEC	
			3 WHEEL	4 WHEEL
			QTY.	
33	B-17034-G1	Plate, Spring Retainer	X	2
34				
35	B-12058-G2	"U" Bolt, Axle.	4	4
36	B-00532-G5	Nut, Hex, 3/8-16.	8	8
37	B-00566-G1	Washer, Lock 3/8.	8	8
38				
39				
40	B-11640-G1	Stabilizer Bar Bracket Assembly.	2	X
41	C-17284-G1	Stabilizer Bar Sub Assembly.	1	X
42	B-11155-G1	Bushing, Stabilizer.	2	X
43	*	Bar, Stabilizer.	1	X
44	A-11027-G4	Nut, Lock, Flanged, 5/16-24.	4	X
	*	Not available as individual part.		

When ordering parts please specify model and serial no. of vehicle.

ISSUE DATE 2/15/85

THIS PAGE LEFT INTENTIONALLY BLANK

Left Side Shown. Right Side Identical.
4 Wheel Vehicle - Omit Items 26
Thru 32 & 40 Thru 44.



REAR SUSPENSION COMPONENTS



TITLE REAR SUSPENSION COMPONENTS

MANUAL NO. SP84-E

EFFECTIVE SERIAL NO.

Electric 3 Wheel L2486 380275 and Later
 Electric 4 Wheel L2486 380275 and Later

ELEC	
3 WHEEL	4 WHEEL
QTY	

ITEM NO.	PART NO.	DESCRIPTION 1 2 3 4 5	ELEC	
			3 WHEEL	4 WHEEL
			QTY	
1	B-16490-G1	Leaf Spring	2	2
2	B-11645-G2	Heavy Duty Leaf Spring	2	2
3				
4				
5	A-19675-G1	Spring Shackle	2	2
6	*	Stud Plate, Shackle	2	2
7	*	Plate, Shackle	2	2
8	A-19676-G1	Nut, Lock, (Spring Shackle Bolt)	4	4
9				
10				
11	A-14178-G1	Bushing, Rubber (Rear Leaf Spring)	12	12
12	B-15727-G1	Bolt, Shoulder	2	2
13	B-00566-G1	Washer, Lock, 3/8	2	2
14	B-00532-G5	Nut, Hex, 3/8-16	2	2
15				
16	C-20278-G1	Shock Absorber	2	2
17	C-20279-G1	Shock Absorber, Heavy Duty	2	2
18	B-00428-G4	Screw, Cap, Hex 3/8-16 x 2 1/2 Lg.	2	2
19	B-00560-G1	Washer, Flat, 3/8	2	2
20	B-00550-G5	Nut, Lock, Hex 3/8-16	2	2
21	B-10435-G1	Washer, Shock Absorber	4	4
22	B-10194-G1	Bushing, Shock Absorber	4	4
23	B-00532-G6	Nut, Hex, 3/8-24	2	2
24				
25				
26	C-14770-G1	Stabilizer Bar Spring Bracket Assembly	2	X
27	B-00532-G5	Nut, Hex, 3/8-16	4	X
28	B-10435-G1	Washer, Shock Absorber	8	X
29	B-10194-G1	Bushing, Shock Absorber	8	X
30	C-10840-G3	Spacer	2	X
31	B-10579-G6	Rod, Threaded	2	X
32	B-17141-G1	Spring Retainer Bracket Assembly	2	X

When ordering parts please specify model and serial no. of vehicle.

ISSUE DATE 8/01/85



EFFECTIVE SERIAL NO. Electric 3 Wheel L2486 380275 and Later
 Electric 4 Wheel L2486 380275 and Later

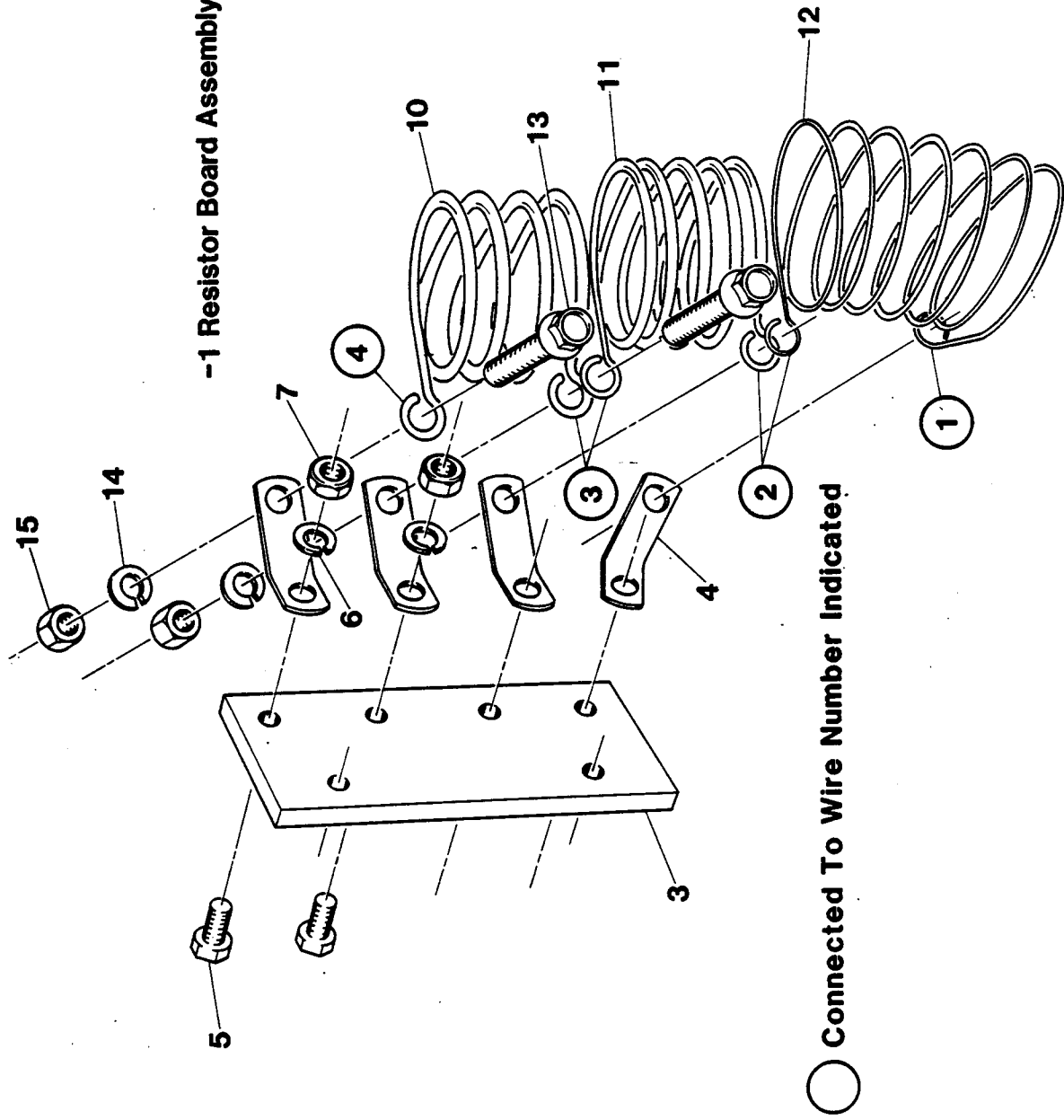
ITEM NO.	PART NO.	DESCRIPTION 1 2 3 4 5	ELEC	
			3 WHEEL	4 WHEEL
			QTY.	
33	B-17034-G1	Plate, Spring Retainer	X	2
34				
35	B-12058-G2	"U" Bolt, Axle.	4	4
36	B-00532-G5	Nut, Hex, 3/8-16.	8	8
37	B-00566-G1	Washer, Lock 3/8.	8	8
38				
39				
40	B-11640-G1	Stabilizer Bar Bracket Assembly.	2	X
41	C-17284-G1	Stabilizer Bar Sub Assembly.	1	X
42	B-11155-G1	Bushing, Stabilizer.	2	X
43	*	Bar, Stabilizer.	1	X
44	A-11027-G4	Nut, Lock, Flanged, 5/16-24.	4	X
	*	Not available as individual part.		

When ordering parts please specify model and serial no. of vehicle.

ISSUE DATE 8/01/85

THIS PAGE LEFT INTENTIONALLY BLANK

-1 Resistor Board Assembly Complete



RESISTOR BOARD ASSEMBLY

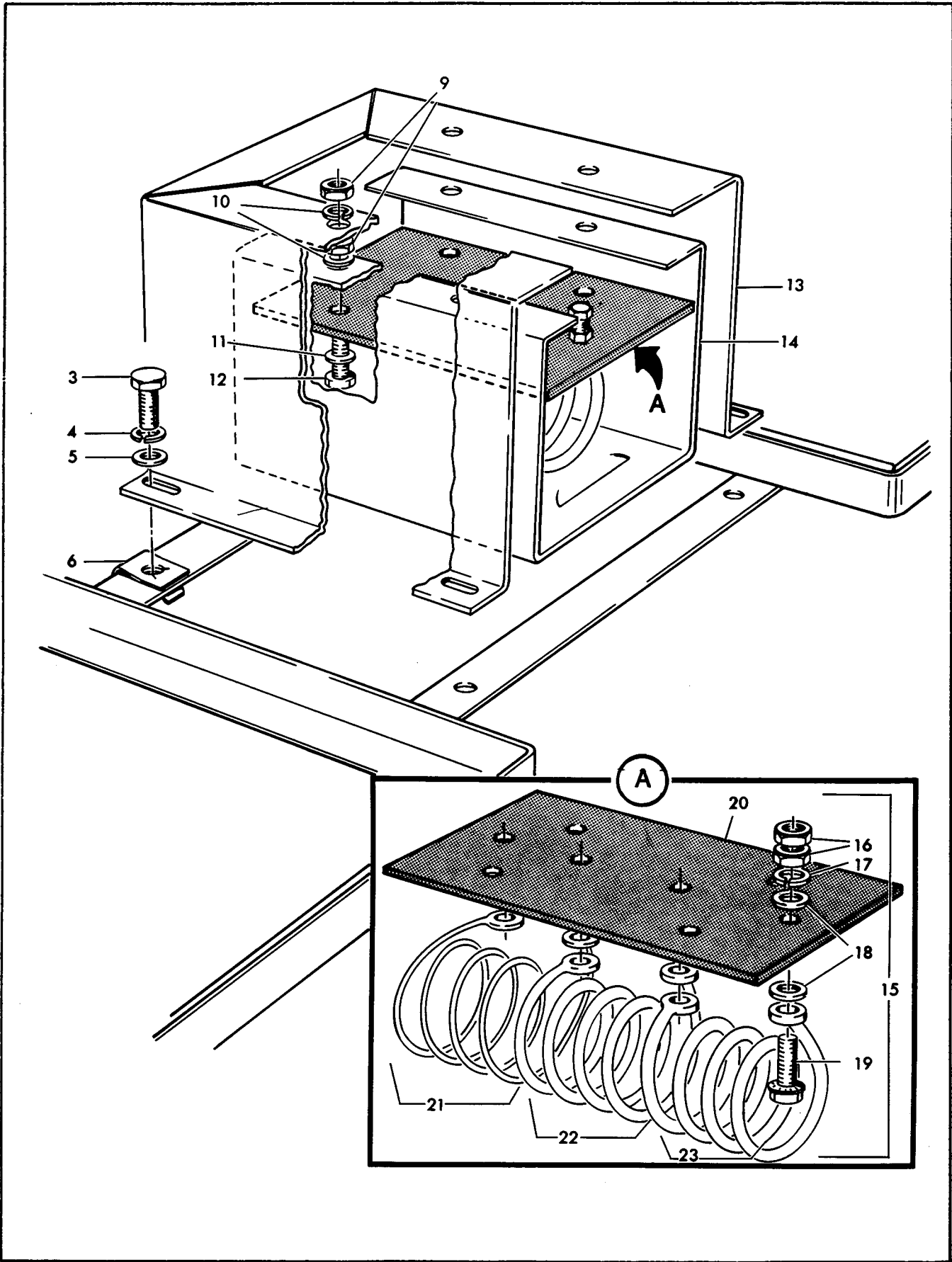
EFFECTIVE SERIAL NO. Electric 3 Wheel M2584 307744 and Later
 Electric 4 Wheel M2584 307744 and Later

ELEC	
3 WHEEL	4 WHEEL
QTY.	

ITEM NO.	PART NO.	DESCRIPTION 1 2 3 4 5	ELEC	
			3 WHEEL	4 WHEEL
			QTY.	
1	B-11877-G1	Resistor Board Assembly	1	1
2				
3	B-18290-G1	Resistor Mounting Board	1	1
4	B-11878-G1	Resistor Spacer Lead	1	1
5	B-00414-G6	Screw, Cap, Hex, Cad Plated, 1/4-20 x 3/4 Lg.	4	4
6	B-00565-G7	Washer, Lock, Spring Type, Cad Plated 1/4	4	4
7	B-00532-G1	Nut, Hex, Cad Plated 1/4-20	4	4
8				
9				
10	B-11879-G1	Resistor Wire, Heavy	1	1
11	B-11879-G2	Resistor Wire, Medium	1	1
12	B-11879-G3	Resistor Wire, Light	1	1
13	B-13437-G3	Screw, Lock, Flanged, Cad Plated 5/16-18 x 1 Lg.	4	4
14	B-00565-G8	Washer, Lock, Spring Type, Cad Plated 5/16	4	4
15	B-00544-G3	Nut, Hex, Jam, Cad Plated 5/16-18	4	4

When ordering parts please specify model and serial no. of vehicle.

ISSUE DATE 12/15/83



RESISTOR COIL AND HOUSING ASSEMBLY

EZGOTEXTRON

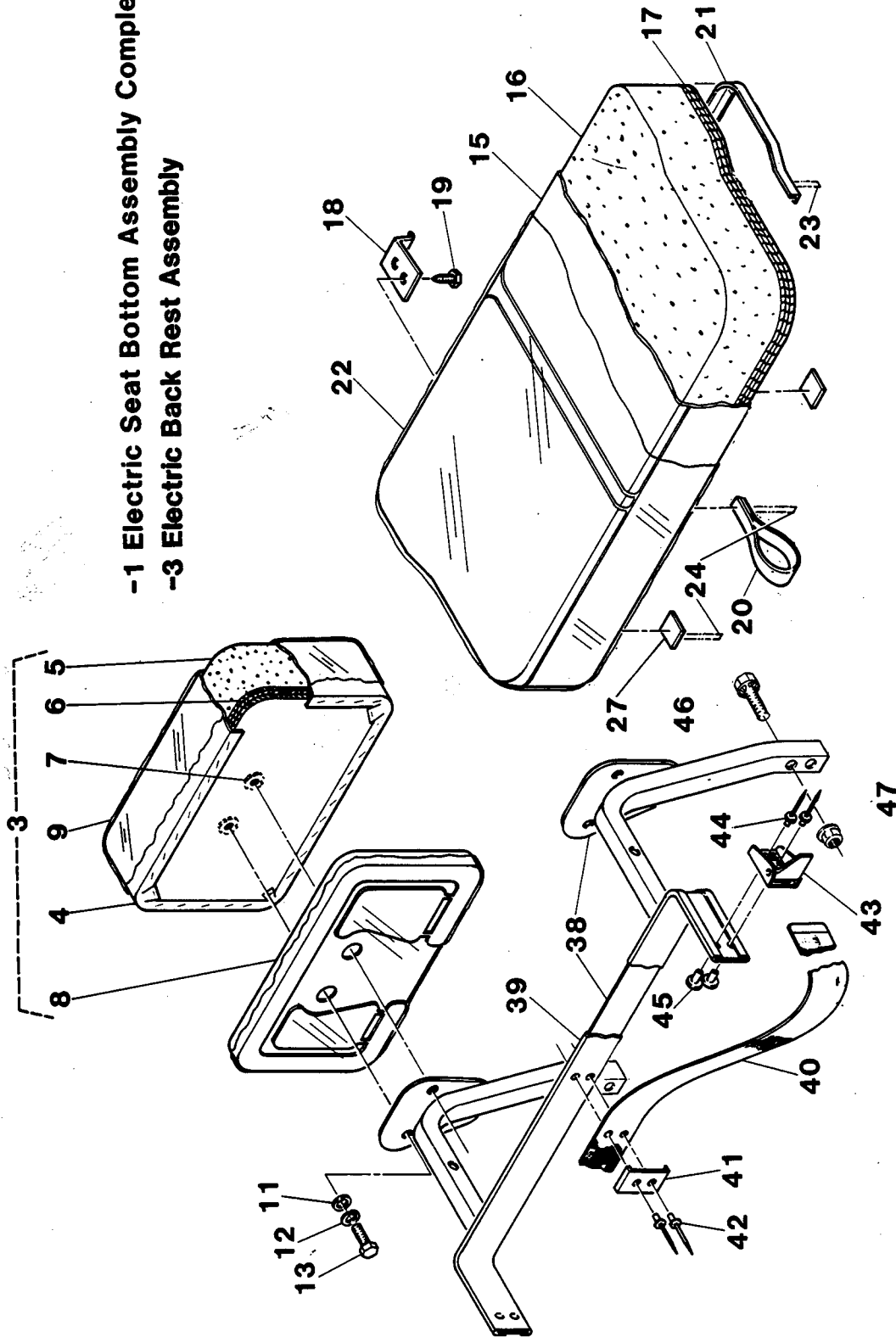
EFFECTIVE SERIAL NO. Electric 3 Wheel L2486 380275 and Later
 Electric 4 Wheel L2486 380275 and Later

ITEM NO.	PART NO.	DESCRIPTION 1 2 3 4 5	ELEC	
			3 WHEEL	4 WHEEL
			QTY.	
1				
2				
3	B-00661-G6	Screw, Hex, Stainless Steel 1/4 - 20 x 3/4" Lg.	4	4
4	B-00664-G7	Washer, Lock, Stainless Steel 1/4	4	4
5	B-00660-G7	Washer, Flat, Stainless Steel 1/4	4	4
6	B-00709-G1	'U'-Nut, 1/4 - 20	4	4
7				
8	D-18889-G1	Resistor Coil Assembly	1	1
9	B-00532-G1	Nut, Hex 1/4 - 20	8	8
10	B-00565-G7	Washer, Lock 1/4	8	8
11	B-00559-G7	Washer, Flat, 1/4	4	4
12	B-00414-G8	Screw, Hex, 1/4 - 20 x 1" Lg.	4	4
13	D-18814-G1	Shield, Resistor	1	1
14	D-18812-G1	Housing, Resistor	1	1
15	C-18877-G1	Resistor Board Assembly	1	1
16	B-00532-G3	Nut Hex, 5/16 - 18	8	8
17	B-00565-G8	Washer, Lock, Spring 5/16	4	4
18	B-00559-G8	Washer, Flat 5/16	8	8
19	B-13437-G2	Screw, Whiz Lock, Flanged 5/16 - 18 x 1 1/2" Lg. . . .	4	4
20	C-18811-G1	Board, Resistor	1	1
21	B-18861-G1	Coil, Resistor, Light	1	1
22	B-18861-G2	Coil, Resistor, Medium	1	1
23	B-18861-G3	Coil, Resistor, Heavy	1	1

When ordering parts please specify model and serial no. of vehicle.

ISSUE DATE 8/01/85

-1 Electric Seat Bottom Assembly Complete
-3 Electric Back Rest Assembly



SEATS AND BAG HOLDER

EFFECTIVE SERIAL NO. Electric 3 Wheel M2584 307744 and Later
 Electric 4 Wheel M2584 307744 and Later

ELEC	
3 WHEEL	4 WHEEL
QTY.	

ITEM NO.	PART NO.	DESCRIPTION 1 2 3 4 5	ELEC	
			3 WHEEL	4 WHEEL
			QTY.	
1	C-15159-G2	Seat Bottom Assembly (Complete)	1	1
2				
3	C-14375-G2	Back Rest Assembly (Complete)	2	2
4	C-14371-G1	Cover, Back Rest	2	2
5	C-14370-G1	Cushion, Foam, Back Rest	2	2
6	B-14568-G1	Plywood Seat Back	2	2
7	*	Nut, Tee	4	4
8	D-14724-G2	Cover, Back - Back Rest	2	2
9	*	Bag, Plastic	1	1
10				
11	B-00559-G7	Washer, Flat, Cad Plated 1/4	4	4
12	B-00565-G7	Washer, Lock, Spring Type, Cad Plated, 1/4	4	4
13	B-00414-G8	Screw, Cap, Hex, Cad Plated, 1/4-20 x 1 Lg.	4	4
14				
15	C-15146-G1	Cover, Seat Bottom	1	1
16	C-15145-G1	Cushion, Foam	1	1
17	C-12441-G2	Plywood, Seat Bottom	1	1
18	B-18250-G1	Bracket, Seat Hinge	2	2
19	B-00115-G2	Screw, Self Tap, Hex, Cad Plated, 1/4 x 1 1/4 Lg.	4	4
20	A-11394-G1	Webbing	1	1
21	D-17113-G1	Trim, Vinyl	1	1
22	*	Bag, Plastic	1	1
23	*	Staple	24	24
24	*	Staple, Flat (1/8 x 1)	10	10
25				
26				
27	A-17074-G1	Soiling Slab	2	2
28				
29				
30				
31				

When ordering parts please specify model and serial no. of vehicle.

ISSUE DATE 12/15/83

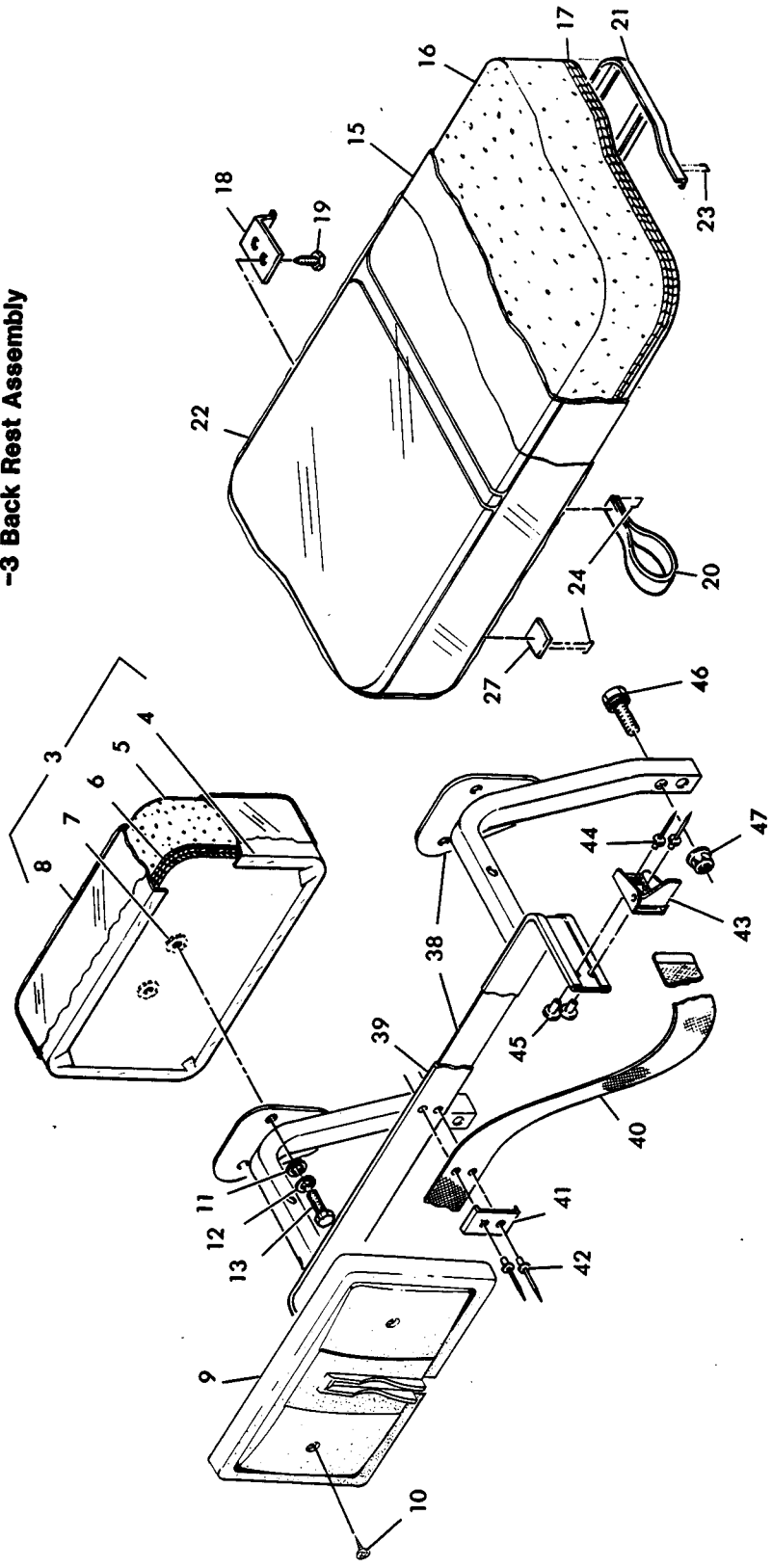
EFFECTIVE SERIAL NO. Electric 3 Wheel M2584 307744 and Later
 Electric 4 Wheel M2584 307744 and Later

ELEC	
3 WHEEL	4 WHEEL
QTY.	

ITEM NO.	PART NO.	DESCRIPTION 1 2 3 4 5	ELEC	
			3 WHEEL	4 WHEEL
			QTY.	
32				
33				
34				
35				
36				
37				
38	D-16924-G1	Seat Back Bracket & Bag Holder Assembly	1	1
39	B-14643-G1	Extrusion, Vinyl	1	1
40	B-15902-G1	Strap, Bag Retainer.	1	1
41	B-16610-G1	Anchor Plate.	1	1
42	B-17226-G1	Rivet	2	2
43	C-16920-G1	Strap Retainer Assembly (Buckle).	2	2
44	A-15058-G1	Rivet, Aluminum, Black.	4	4
45	A-16935-G1	Nut, Tee	4	4
46	B-13437-G2	Screw, Whiz Lock, Flanged, 5/16-18 x 1 1/2 Lg.	4	4
47	A-11027-G1	Nut, Whiz Lock, Flanged, 5/16-18.	4	4
	*	Not available as individual part.		

THIS PAGE LEFT INTENTIONALLY BLANK

- 1 Seat Bottom Assembly Complete
- 3 Back Rest Assembly



SEATS AND BAG HOLDER

E-Z-GO **TEXTRON**

EFFECTIVE SERIAL NO. Electric 3 Wheel H2385 344009 and Later
 Electric 4 Wheel H2385 344009 and Later

ELEC	
3 WHEEL	4 WHEEL
QTY	

ITEM NO.	PART NO.	DESCRIPTION 1 2 3 4 5	ELEC	
			3 WHEEL	4 WHEEL
			QTY	
1	C-15159-G2	Seat Bottom Assembly (Complete)	1	1
2				
3	C-19232-G2	Back Rest Assembly	2	2
4	C-14371-G1	Cover, Back Rest	2	2
5	C-14370-G1	Cushion, Foam, Back Rest	2	2
6	D-19226-G1	Plywood Seat Back	2	2
7	*	Nut, Tee	4	4
8	*	Bag, Plastic	1	1
9	D-19056-G1	Cover, Back - Back Rest	2	2
10	B-00666-G6	Screw, Truss Head, Stainless Steel	4	4
11	B-00559-G7	Washer, Flat, Cad Plated 1/4	4	4
12	B-00565-G7	Washer, Lock, Spring Type, Cad Plated, 1/4	4	4
13	B-00414-G8	Screw, Cap, Hex, Cad Plated, 1/4-20 x 1 Lg.	4	4
14				
15	C-15146-G1	Cover, Seat Bottom	1	1
16	C-15145-G1	Cushion, Foam	1	1
17	C-12441-G2	Plywood, Seat Bottom	1	1
18	B-18250-G1	Bracket, Seat Hinge	2	2
19	B-00115-G2	Screw, Self Tap, Hex, Cad Plated, 1/4 x 1 1/4 Lg.	4	4
20	A-11394-G1	Webbing	1	1
21	D-17113-G1	Trim, Vinyl	1	1
22	*	Bag, Plastic	1	1
23	*	Staple	24	24
24	*	Staple, Flat (1/8 x 1)	10	10
25				
26				
27	A-17074-G1	Soiling Slab	2	2
28				
29				
30				
31				

When ordering parts please specify model and serial no. of vehicle.

ISSUE DATE 2/15/85

TITLE SEATS AND BAG HOLDER

MANUAL NO. SP84-E

EFFECTIVE SERIAL NO. Electric 3 Wheel H2385 344009 and Later
 Electric 4 Wheel H2385 344009 and Later

ELEC	
3 WHEEL	4 WHEEL
QTY.	

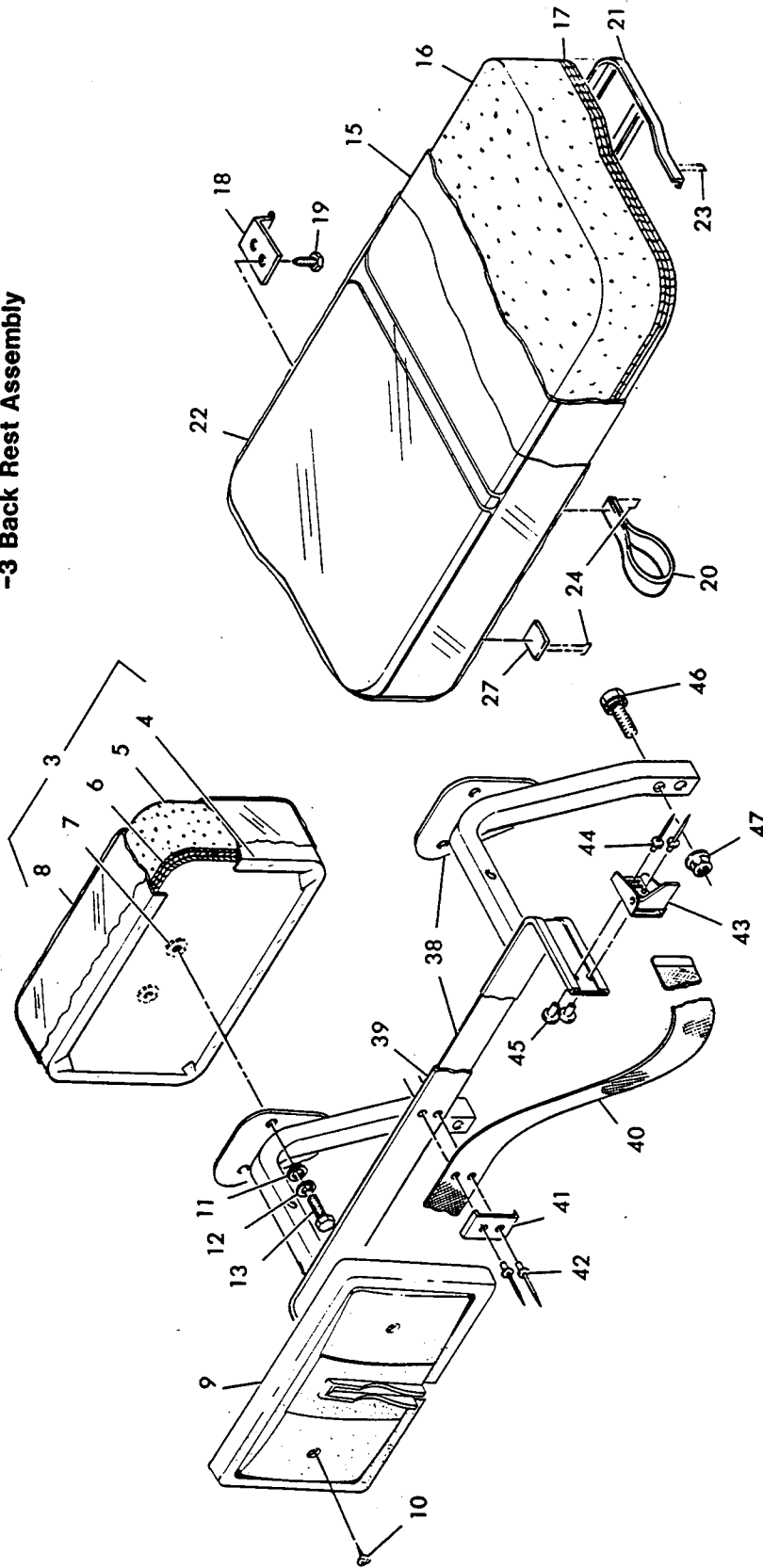
ITEM NO.	PART NO.	DESCRIPTION 1 2 3 4 5	ELEC	
			3 WHEEL	4 WHEEL
			QTY.	
32				
33				
34				
35				
36				
37				
38	D-16924-G1	Seat Back Bracket & Bag Holder Assembly	1	1
39	B-14643-G1	Extrusion, Vinyl	1	1
40	B-15902-G1	Strap, Bag Retainer.	1	1
41	B-16610-G1	Anchor Plate.	1	1
42	B-17226-G1	Rivet	2	2
43	C-16920-G1	Strap Retainer Assembly (Buckle).	2	2
44	A-15058-G1	Rivet, Aluminum, Black.	4	4
45	A-16935-G1	Nut, Tee	4	4
46	B-13437-G2	Screw, Whiz Lock, Flanged, 5/16-18 x 1 1/2 Lg.	4	4
47	A-11027-G1	Nut, Whiz Lock, Flanged, 5/16-18.	4	4
	*	Not available as individual part.		

When ordering parts please specify model and serial no. of vehicle.

ISSUE DATE 2/15/85

THIS PAGE LEFT INTENTIONALLY BLANK

-1 Seat Bottom Assembly Complete
-3 Back Rest Assembly



SEATS AND BAG HOLDER

EZGO **TEXTRON**

EFFECTIVE SERIAL NO. Electric 3 Wheel L2486 380275 and Later
 Electric 4 Wheel L2486 380275 and Later

ELEC	
3 WHEEL	4 WHEEL
QTY.	

ITEM NO.	PART NO.	DESCRIPTION 1 2 3 4 5	ELEC	
			3 WHEEL	4 WHEEL
			QTY.	
1	C-15159-G2	Seat Bottom Assembly (Complete)	1	1
2				
3	C-19232-G2	Back Rest Assembly	2	2
4	C-14371-G1	Cover, Back Rest	2	2
5	C-14370-G1	Cushion, Foam, Back Rest	2	2
6	D-19226-G1	Plywood Seat Back	2	2
7	*	Nut, Tee	4	4
8	*	Bag, Plastic	1	1
9	D-19056-G3	Cover, Back - Back Rest, Black	2	2
10	B-00666-G6	Screw, Truss Head, Stainless Steel	4	4
11	B-00559-G7	Washer, Flat, Cad Plated 1/4	4	4
12	B-00565-G7	Washer, Lock, Spring Type, Cad Plated, 1/4	4	4
13	B-00414-G8	Screw, Cap, Hex, Cad Plated, 1/4-20 x 1 Lg.	4	4
14				
15	C-15146-G1	Cover, Seat Bottom	1	1
16	C-15145-G1	Cushion, Foam	1	1
17	C-12441-G2	Plywood, Seat Bottom	1	1
18	B-18250-G1	Bracket, Seat Hinge	2	2
19	B-00115-G2	Screw, Self Tap, Hex, Cad Plated, 1/4 x 1 1/4 Lg.	4	4
20	A-11394-G1	Webbing	1	1
21	D-17113-G1	Trim, Vinyl	1	1
22	*	Bag, Plastic	1	1
23	*	Staple	24	24
24	*	Staple, Flat (1/8 x 1)	10	10
25				
26				
27	A-17074-G1	Soiling Slab	2	2
28				
29				
30				
31				

When ordering parts please specify model and serial no. of vehicle.

ISSUE DATE 8/01/85

TITLE SEATS AND BAG HOLDER

MANUAL NO. SP84-E

EFFECTIVE SERIAL NO. Electric 3 Wheel L2486 380275 and Later
 Electric 4 Wheel L2486 380275 and Later

ELEC	
3 WHEEL	4 WHEEL
QTY.	

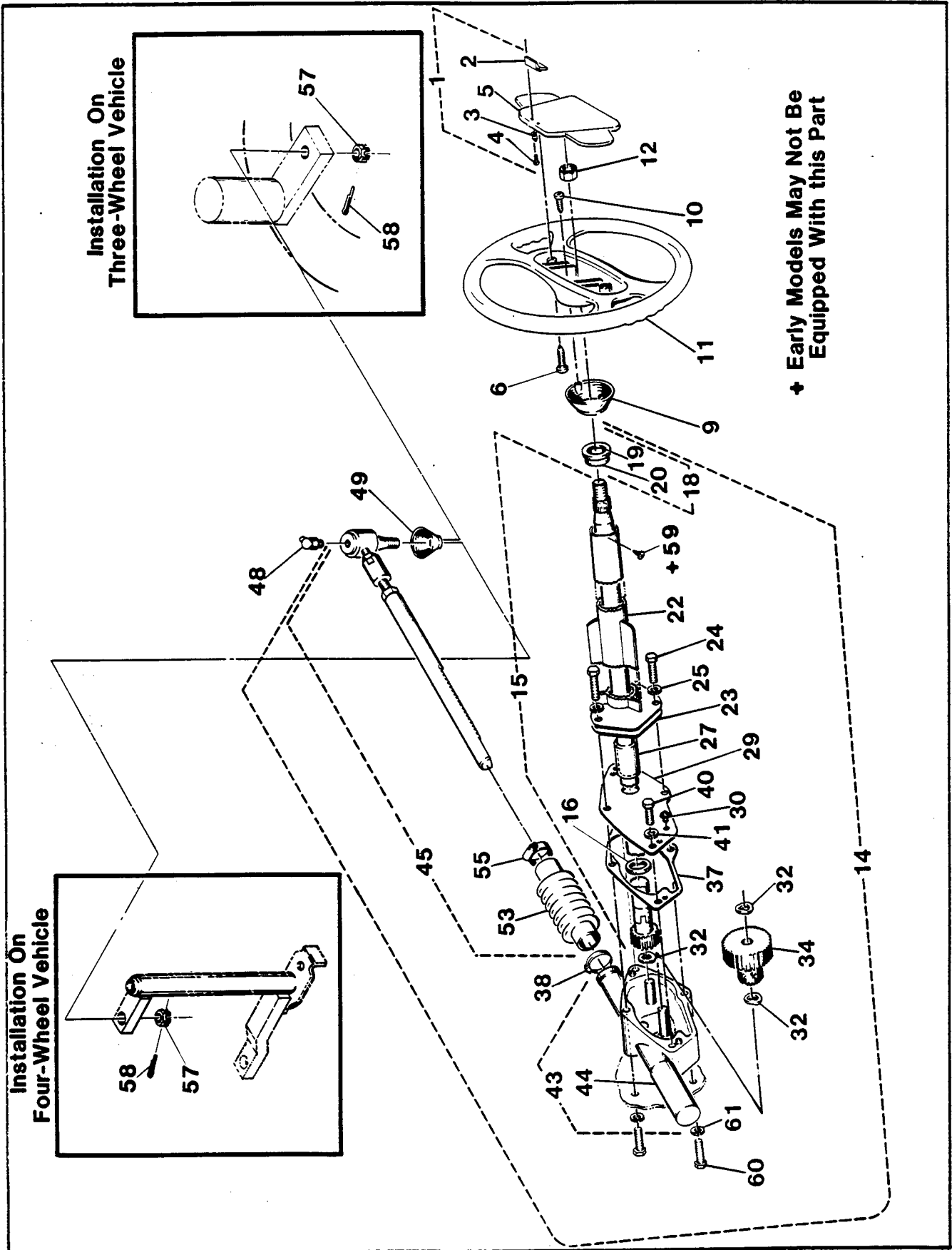
ITEM NO.	PART NO.	DESCRIPTION 1 2 3 4 5	ELEC	
			3 WHEEL	4 WHEEL
			QTY.	
32				
33				
34				
35				
36				
37				
38	D-16924-G2	Seat Back Bracket & Bag Holder Assembly	1	1
39	B-14643-G1	Extrusion, Vinyl	1	1
40	B-15902-G1	Strap, Bag Retainer.	1	1
41	B-16610-G1	Anchor Plate.	1	1
42	B-17226-G1	Rivet	2	2
43	C-16920-G1	Strap Retainer Assembly (Buckle).	2	2
44	A-15058-G1	Rivet, Aluminum, Black.	4	4
45	A-16935-G1	Nut, Tee	4	4
46	B-13437-G2	Screw, Whiz Lock, Flanged, 5/16-18 x 1 1/2 Lg.	4	4
47	A-11027-G1	Nut, Whiz Lock, Flanged, 5/16-18.	4	4
	*	Not available as individual part.		

When ordering parts please specify model and serial no. of vehicle.

ISSUE DATE 8/01/85



THIS PAGE LEFT INTENTIONALLY BLANK



STEERING

EFFECTIVE SERIAL NO. Electric 3 Wheel M2584 307744 and Later
 Electric 4 Wheel M2584 307744 and Later

ELEC	
3 WHEEL	4 WHEEL
QTY.	

ITEM NO.	PART NO.	DESCRIPTION 1 2 3 4 5	ELEC	
			3 WHEEL	4 WHEEL
			QTY.	
1	C-18322-G1	Plate, Score Card Holder Assembly	1	1
2	A-18409-G1	Clip, Score Card	1	1
3	A-18410-G1	Spring, Stainless Steel	2	2
4	A-18411-G1	Stainless Steel Screw	2	2
5	B-18412-G1	Plate Score Card Holder	1	1
6	B-18464-G1	Screw, Self Tapping, Pan Hd., Phillips #8 x 7/8 Lg.	2	2
7				
8				
9	B-18324-G1	Hub, Cover Extension	1	1
10	B-18464-G1	Screw, Self Tap, Pan Hd., Phillips #8 x 7/8 Lg.	2	2
11	D-18323-G1	Steering Wheel	1	1
12	B-00533-G6	Nut, Hex 5/8 x 18	1	1
13				
14	D-19152-G1	Steering Unit Assembly	1	1
15	B-17163-G1	Steering Shaft Assembly	1	1
16	A-13059-G1	Washer Thrust	1	1
17				
18	B-17161-G1	Bushing & Seal Assembly	1	1
19	*	Seal, Shaft.	1	1
20	*	Bushing, Steering Column	1	1
21				
22	C-20056-G1	Steering Column Assembly Kit (Svc.).	1	1
23	B-13055-G1	Gasket, Steering Column	1	1
24	B-00276-G6	Screw, Machined, Hex Hd. 5/16-24 x 1 Lg.	3	3
25	B-00565-G8	Washer, Lock Spring, Cad Plate 5/16	3	3
26				
27	B-17140-G1	Sleeve	1	1
28				
29	B-13099-G1	Cover Plate Assembly	1	1
30	*	Grease Fitting	1	1

When ordering parts please specify model and serial no. of vehicle.

ISSUE DATE 8/01/85

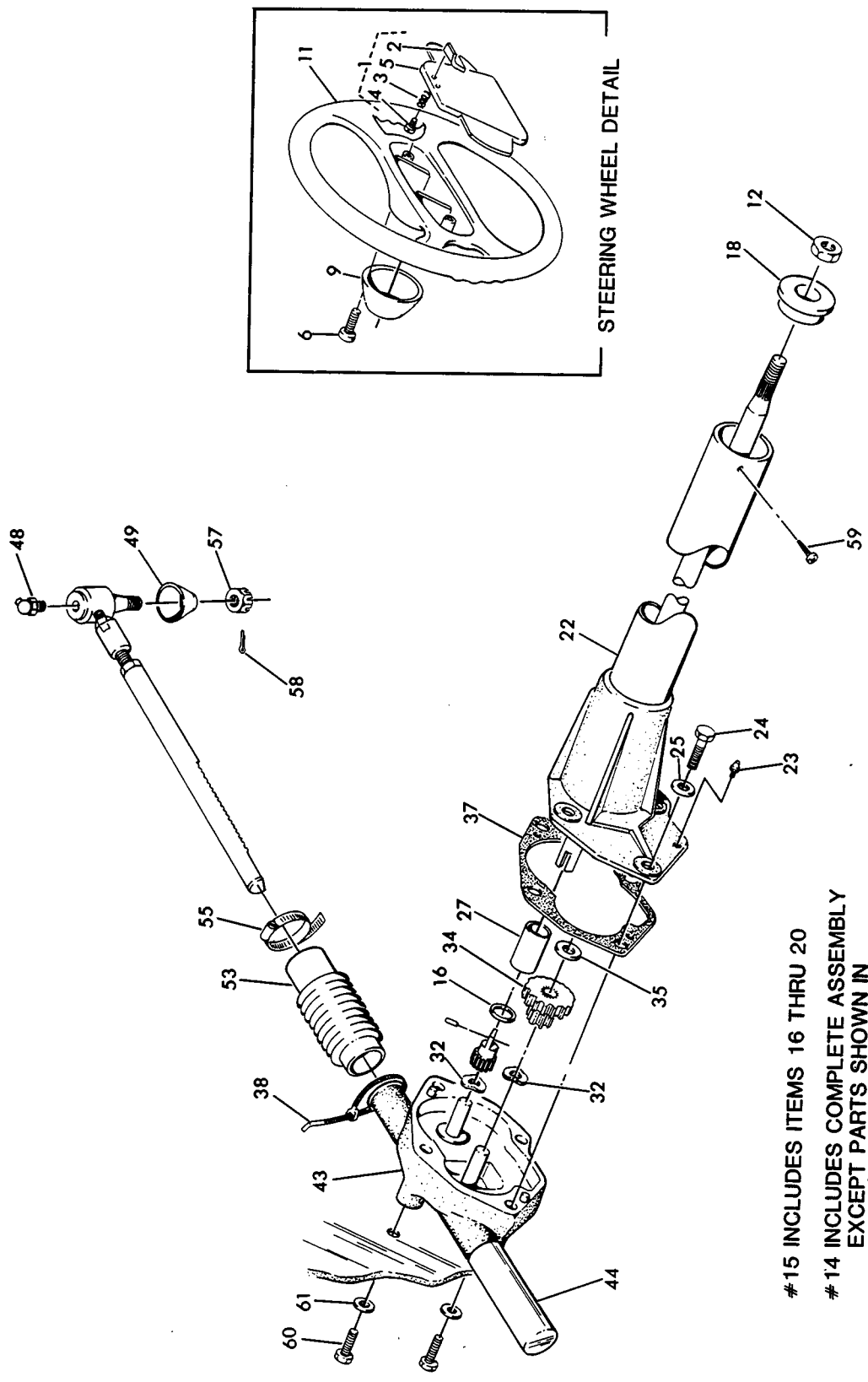
EFFECTIVE SERIAL NO. Electric 3 Wheel M2584 307744 and Later
 Electric 4 Wheel M2584 307744 and Later

ITEM NO.	PART NO.	DESCRIPTION 1 2 3 4 5	ELEC	
			3 WHEEL	4 WHEEL
			QTY.	
31				
32	A-51294-G1	Washer, Wave Type Spring	3	3
33				
34	B-13133-G1	Gear, Reduction	1	1
35				
36				
37	B-13132-G1	Gasket, Housing Plate	1	1
38	A-17618-G1	Clamp, Nylon.	1	1
39				
40	B-00276-G6	Screw, Machine, Hex Hd. 5/16-24 x 3/4 Lg.	1	1
41	B-00565-G8	Washer, Lock 5/16.	7	7
42				
43	C-13097-G1	Housing Assembly	1	1
44	B-13570-G1	Cover, Rack.	1	1
45	C-15407-G1	Rack and Rod Assembly	1	1
46				
47				
48	B-18456-G1	Grease Fitting	1	1
49	A-50640-G1	Rubber Boot, Tie Rod End	1	1
50				
51				
52				
53	B-17617-G1	Bellows	1	1
54				
55	A-11391-G1	Clamp, Hose	1	1
56				
57	A-50209-G1	Nut, Slotted	1	1
58	B-10387-G2	Cotter Pin	1	1
59	B-00652-G1	Screw, Thread Rolling, #6-32 x 1/4 Lg.	1	1
60	B-00276-G6	Screw, Machine, Hex Hd. 5/16-24 x 1 Lg.	3	3
61	B-00565-G8	Washer, Lock Spring, Cad Plate 5/16	3	3
	*	Not available as individual part.		

When ordering parts please specify model and serial no. of vehicle.

ISSUE DATE 12/15/83

THIS PAGE LEFT INTENTIONALLY BLANK



#15 INCLUDES ITEMS 16 THRU 20

#14 INCLUDES COMPLETE ASSEMBLY EXCEPT PARTS SHOWN IN STEERING WHEEL DETAIL

#43 INCLUDES ITEM 44

#45 INCLUDES ITEMS 48, 49, 53, 55, 57, 58.

STEERING



EFFECTIVE SERIAL NO.

Electric 3 Wheel L2486 380275 and Later
 Electric 4 Wheel L2486 380275 and Later

ELEC	
3 WHEEL	4 WHEEL
QTY	

ITEM NO.	PART NO.	DESCRIPTION 1 2 3 4 5	ELEC	
			3 WHEEL	4 WHEEL
			QTY	
1	C-18322-G1	Plate, Score Card Holder Assembly	1	1
2	A-18409-G1	Clip, Score Card	1	1
3	A-18410-G1	Spring, Stainless Steel	2	2
4	A-18411-G1	Stainless Steel Screw	2	2
5	B-18412-G1	Plate Score Card Holder	1	1
6	B-18464-G1	Screw, Self Tapping, Pan Hd., Phillips #8 x 7/8 Lg.	2	2
7				
8				
9	B-18324-G1	Hub, Cover Extension	1	1
10	B-18464-G1	Screw, Self Tap, Pan Hd., Phillips #8 x 7/8 Lg.	2	2
11	D-18323-G1	Steering Wheel	1	1
12	B-00533-G6	Nut, Hex 5/8 x 18	1	1
13				
14	D-19152-G1	Steering Unit Assembly	1	1
15	B-17163-G1	Steering Shaft Assembly	1	1
16	A-13059-G1	Washer Thrust	1	1
17				
18	B-17161-G1	Bushing & Seal Assembly	1	1
19	*	Seal, Shaft.	1	1
20	*	Bushing, Steering Column	1	1
21				
22	D-19153-G2	Steering Column Assembly (Svc.)	1	1
23	*	Grease Fitting	1	1
24	B-00276-G8	Screw, Machined, Hex Hd. 5/16-24 x 1 Lg.	4	4
25	B-00565-G3	Washer, Lock Spring, Cad Plate 5/16	3	3
26				
27	B-17140-G1	Sleeve	1	1
28				
29				
30	*	Grease Fitting	1	1

When ordering parts please specify model and serial no. of vehicle.

ISSUE DATE 8/01/85



EFFECTIVE SERIAL NO.

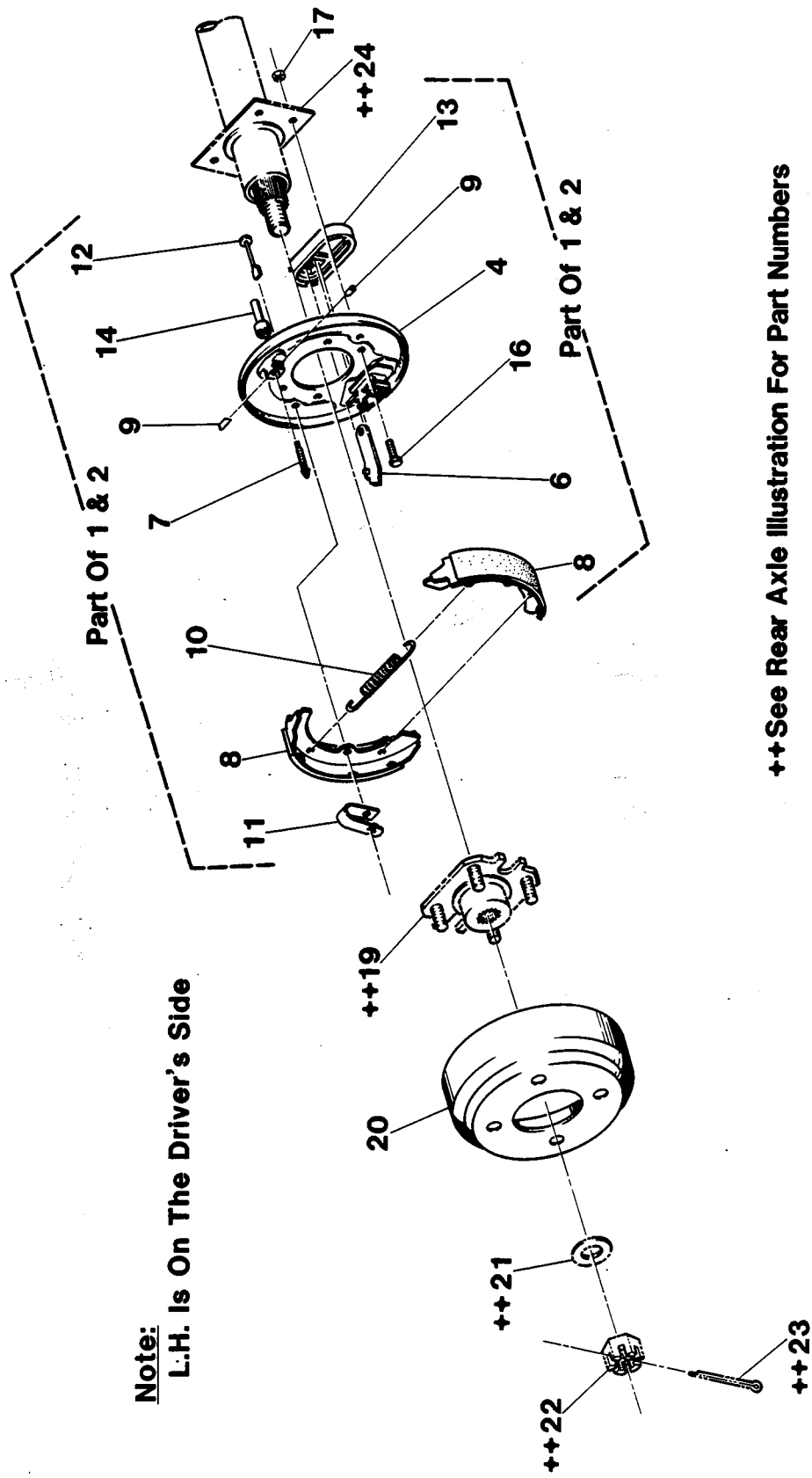
Electric 3 Wheel L2486 380275 and Later
 Electric 4 Wheel L2486 380275 and Later

ITEM NO.	PART NO.	DESCRIPTION 1 2 3 4 5	ELEC	
			3 WHEEL	4 WHEEL
			QTY.	
31				
32	A-51294-G1	Washer, Wave Type Spring	2	2
33				
34	B-13133-G1	Gear, Reduction	1	1
35	B-13059-G2	Washer, Thrust	1	1
36				
37	C-19154-G1	Gasket, Housing	1	1
38	A-17618-G1	Clamp, Nylon.	1	1
39				
40				
41	B-00565-G8	Washer, Lock 5/16.	7	7
42				
43	C-13097-G1	Housing Assembly	1	1
44	B-13570-G1	Cover, Rack.	1	1
45	C-15407-G1	Rack and Rod Assembly	1	1
46				
47				
48	B-18456-G1	Grease Fitting	1	1
49	A-50640-G1	Rubber Boot, Tie Rod End	1	1
50				
51				
52				
53	B-17617-G1	Bellows	1	1
54				
55	A-11391-G1	Clamp, Hose	1	1
56				
57	A-50209-G1	Nut, Slotted	1	1
58	B-10387-G2	Cotter Pin	1	1
59	B-00118-G2	Screw, Tapping, #6-18 x 1/4 Lg.	1	1
60	B-00276-G6	Screw, Machine, Hex Hd. 5/16-24 x 1 Lg.	3	3
61	B-00565-G8	Washer, Lock Spring, Cad Plate 5/16	3	3
	*	Not available as individual part.		

When ordering parts please specify model and serial no. of vehicle.

ISSUE DATE 8/01/85

THIS PAGE LEFT INTENTIONALLY BLANK



Note:
L.H. Is On The Driver's Side

++ See Rear Axle Illustration For Part Numbers

WHEEL BRAKE ASSEMBLY

E-Z-GO **TEXTRON**

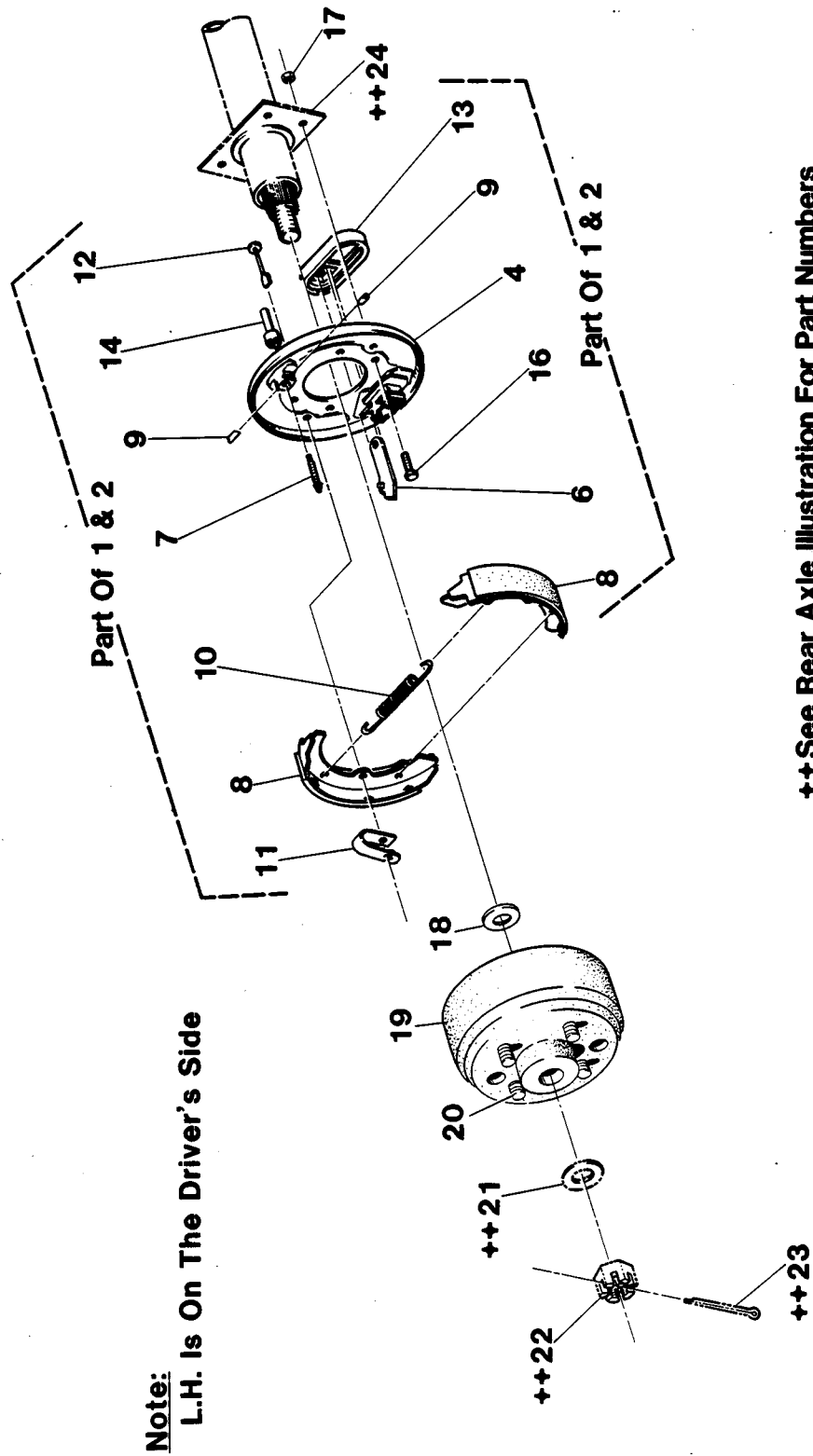
EFFECTIVE SERIAL NO. Electric 3 Wheel M2584 307744 and Later
 Electric 4 Wheel M2584 307744 and Later

ELEC	
3 WHEEL	4 WHEEL
QTY.	

ITEM NO.	PART NO.	DESCRIPTION 1 2 3 4 5	ELEC	
			3 WHEEL	4 WHEEL
			QTY.	
1	D-17081-G1	Brake Assembly, Left	1	1
2	D-17081-G2	Brake Assembly, Right	1	1
3				
4	*	Backing Plate Complete, L. H. and R. H.		
5				
6	A-17286-G1	Lever	1	1
7	A-17287-G1	Adjusting Bolt	1	1
8	A-17429-G1	Brake Shoes (Set of 2)	1	1
9	A-17289-G1	Anchor, Piston	2	2
10	A-17290-G1	Spring, Brake	2	2
11	A-17291-G1	Spring, Shoe Clamp	2	2
12	A-17292-G1	Pin, Tension	2	2
13	A-17293-G1	Cover, Dust	1	1
14	A-17294-G1	Cap, Adjusting Bolt	1	1
15				
16	A-17083-G1	Bolt, Hex, Cad Plate, 5/16-24 x 3/4 Lg.	4	4
17	A-15126-G1	Nut, Lock, 5/16-24	4	4
18				
19	X-XXXX-XX	Hub & Wheel Bolt Assy. (See Rear Axle Illustration for Part Numbers)	1	1
20	C-17082-G2	Brake Drum	1	1
21	X-XXXX-XX	Washer (See Rear Axle Illustration for Part Number)	1	1
22	X-XXXX-XX	Nut, Hex, Slotted (See Rear Axle Illustration for Part Number)	1	1
23	X-XXXX-XX	Cotter Pin (See Rear Axle Illustration for Part No.)	1	1
24	X-XXXX-XX	Rear Axle Assembly (See Rear Axle Illustration for Part Number)	1	1
	*	Not available as individual part.		

When ordering parts please specify model and serial no. of vehicle.

ISSUE DATE 12/15/83



WHEEL BRAKE ASSEMBLY

E-Z-GO **TEXTRON**

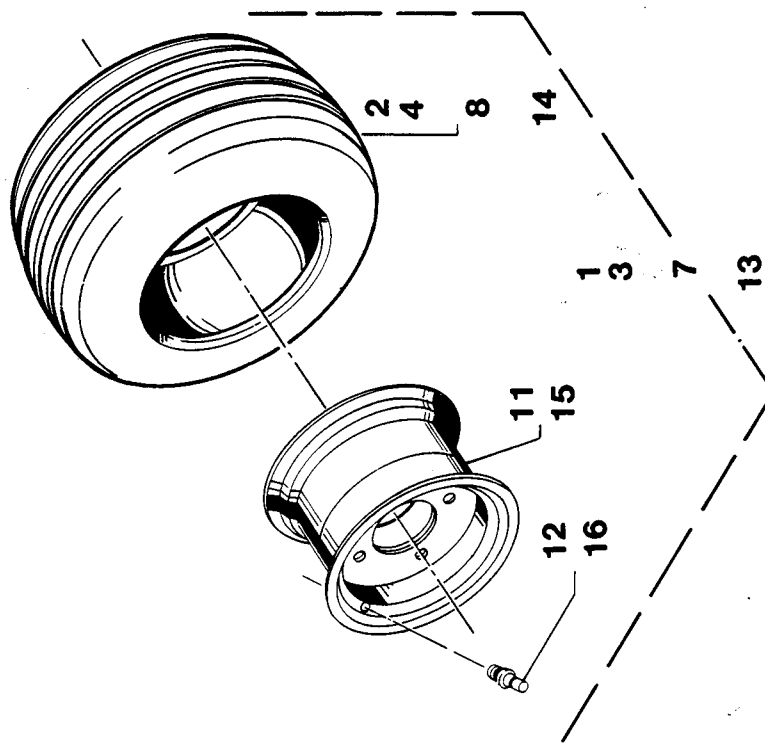
EFFECTIVE SERIAL NO. Electric 3 Wheel H2384 334068 and Later
 Electric 4 Wheel H2384 334068 and Later

ELEC	
3 WHEEL	4 WHEEL
QTY.	

ITEM NO.	PART NO.	DESCRIPTION 1 2 3 4 5	ELEC	
			3 WHEEL	4 WHEEL
			QTY.	
1	D-17081-G1	Brake Assembly, Left	1	1
2	D-17081-G2	Brake Assembly, Right	1	1
3				
4	*	Backing Plate Complete, L. H. and R. H.		
5				
6	A-17286-G1	Lever	1	1
7	A-17287-G1	Adjusting Bolt	1	1
8	A-17429-G1	Brake Shoes (Set of 2)	1	1
9	A-17289-G1	Anchor, Piston	2	2
10	A-17290-G1	Spring, Brake	2	2
11	A-17291-G1	Spring, Shoe Clamp	2	2
12	A-17292-G1	Pin, Tension	2	2
13	A-17293-G1	Cover, Dust	1	1
14	A-17294-G1	Cap, Adjusting Bolt	1	1
15				
16	A-17083-G1	Bolt, Hex, Cad Plate, 5/16-24 x 3/4 Lg.	4	4
17	A-15126-G1	Nut, Lock, 5/16-24	4	4
18	A-15485-G1	Washer	2	2
19	C-19186-G1	Brake Drum Assembly	2	2
20	B-19862-G1	Lug Bolt	8	8
21	X-XXXX-XX	Washer (See Rear Axle Illustration for Part Number)	1	1
22	X-XXXX-XX	Nut, Hex, Slotted (See Rear Axle Illustration for Part Number)	1	1
23	X-XXXX-XX	Cotter Pin (See Rear Axle Illustration for Part No.)	1	1
24	X-XXXX-XX	Rear Axle Assembly (See Rear Axle Illustration for Part Number)	1	1
	*	Not available as individual part.		

When ordering parts please specify model and serial no. of vehicle.

ISSUE DATE 7/1/85




WHEELS AND TIRES

EFFECTIVE SERIAL NO. Electric 3 Wheel M2584 307744 and Later
 Electric 4 Wheel M2584 307744 and Later


ITEM NO.	PART NO.	DESCRIPTION 1 2 3 4 5	ELEC	
			3 WHEEL	4 WHEEL
			QTY.	
1	C-15170-G1	8.50 x 8 Tire & Wheel Assembly (Standard)	AR	AR
2	C-11594-G1	8.50 x 8 Tire (Standard)	AR	AR
3	A-14697-G2	8.50 x 8 Tire & Wheel Assembly Softrac	AR	AR
4	A-14697-G1	8.50 x 8 Tire, Softrac	AR	AR
5				
6				
7	A-14728-G2	8.50 x 8 Tire & Wheel Assy., Power Rib	AR	AR
8	A-14728-G1	8.50 x 8 Tire, Power Rib	AR	AR
9				
10				
11	C-15169-G1	Wheel Rim, 1 Piece 8.50/9.50 x 8 (Standard) (Standard with items 1, 3, and 7)	AR	AR
12	A-11657-G1	Valve Stem (Standard with items 1, 3, and 7)	AR	AR
13	C-50881-G1	5.70-5.00 x 8 Tire & Wheel Assembly	AR	AR
14	A-11933-G1	5.70-5.00 x 8 Tire	AR	AR
15	C-50880-G1	Wheel Rim, 1 Piece 5.00 x 8 (Optional)	AR	AR
16	A-11657-G1	Valve Stem	AR	AR

When ordering parts please specify model and serial no. of vehicle.

ISSUE DATE 12/15/83



**Accessories, Options,
and
Special Tools**



<u>ACCESSORIES</u>	<u>3 WHEEL</u>	<u>4 WHEEL</u>
Ashtray Installation Kit	B-16056-G1	
Bumper (Chrome)		A-17061-G1
Cigarette Lighter	C-13490-G1	
Convertible 4 Passenger Installation Kit	C-19769-G2	
Convertible 4 Passenger Kit Top (White)	D-19790-G1	
Four Bag Attachment Kit	A-17653-G1	
Horn Kit	D-18589-G2	
Hour Meter (Dash Mount)	D-19318-G4	
Hub Caps 6" (Individual)	C-16042-G1	
Hub Caps 8"	C-14913-G1	
Individual Wheel Inserts (Silver)	D-19241-G1	
Individual Wheel Inserts (Gold)	D-19241-G2	
Industrial Pickup Field Kit	D-16939-G2	
Light Kit	D-17395-G2	
Mag Wheels (Each)	A-17578-G1	
Mud Flaps	B-17779-G1	
Rake Holder and Rake	A-14752-G1	
Rear View Mirror Installation Kit	A-19354-G1	
Rear Vinyl Fender	B-14638-G1	
Scuff Guards (Differential)	B-17397-G1	
Scuff Guards (Rear Fenders)		
Right	D-18706-G1	
Left	D-18706-G2	
Steering Wheel (Custom)	B-17845-G1	
Sweater Basket	B-16987-G1	
Top Frame Assy. Including Top (White)	B-20059-G2	
Tow Bar	D-17679-G1	C-15919-G1
Tow Bar Hitch - Small	A-13704-G1	
Truckbed - Field Installation Kit		D-19122-G1
Turn Signal	D-17772-G1	
Windshield	A-19353-G1	
Windshield Tinted	A-19353-G2	

ACCESSORIES, OPTIONS, SPECIAL TOOLS

3 WHEEL

4 WHEEL

OPTIONS

Coastal Option Fork Assembly

D-17533-G2

Coastal Option Front Axle

D-19382-G2

SPECIAL TOOLS

Current Indicator

A-16489-G2

Multi-Meter (Ohm Meter)

A-51020-G2

Pinion Removal Tool Kit

A-18738-G1

Seal Installation Tool (Rear Axle Shaft Seal)

B-18739-G1

Slide Hammer Kit (Axle Puller)

A-18753-G1

ACCESSORIES, OPTIONS, SPECIAL TOOLS



E-Z-GO Division of Textron Inc.
P.O. Box 388 Augusta, Georgia 30903-0388
Telephone 1-800-241-5855

Copyrighted material.
This manual may not be reproduced in whole or
in part without the express permission of
E-Z-GO Division of Textron Inc.
Technical Communications Department