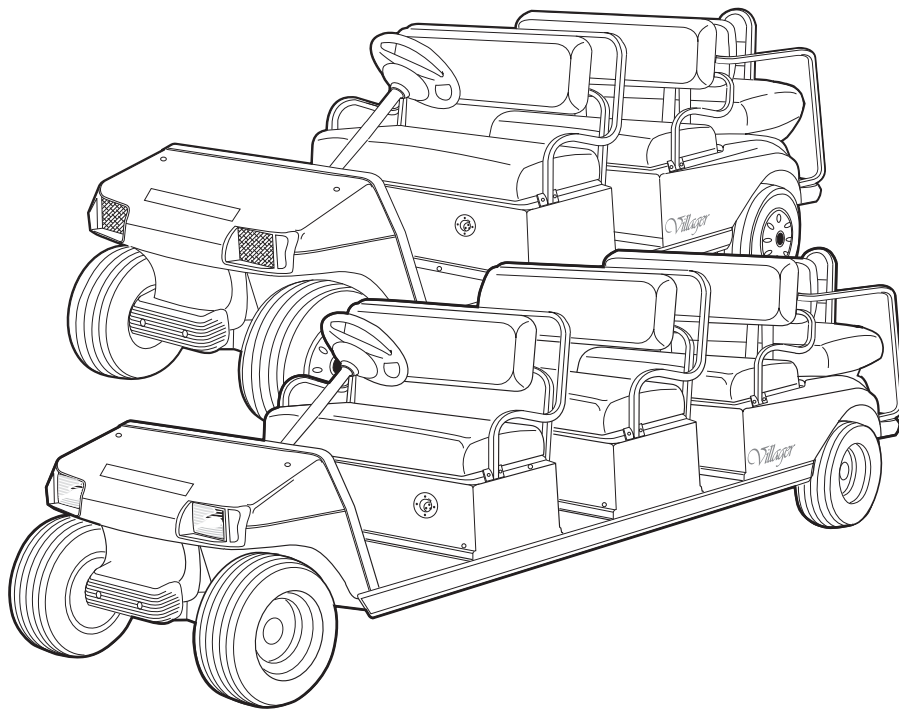




2008
Villager 6 and 8
Illustrated Parts List



Gasoline and Electric Vehicles

Manual Number 103373005
Edition Code J

USING THE ILLUSTRATED PARTS LIST

⚠ WARNING

- **This manual is to be used only for identification and ordering of service parts. Be sure to read and use the maintenance and service manual before attempting any vehicle repairs.**

This manual covers all Villager 6 and 8 vehicles built during the 2008 model year.

The manual is divided into sections. Note that there are two or three flags on the outside edge of each page. The first flag contains the section number of which that page is a part. The other flag (or flags) contains the letter G or E, signifying that the page pertains to the electric or gasoline vehicles only.

Use the Table of Contents to find the sections and pages that contain the parts and assemblies you seek. The Table of Contents lists section numbers, and under them, the individual page titles and numbers to be found in that section. The index can be used to find specific parts and assemblies. The index is divided into numerical and alphabetical listings with the page numbers in italic text.

There is a two-page spread for each individual page title in the Table of Contents. On the left-hand page is an illustration showing the parts in their relative positions; the parts are each tagged with an item number in a balloon. The right-hand page is the parts list page, and gives the page title at the top, then the item numbers (corresponding to the numbers on the illustration), part descriptions, and quantity of parts used.

Note that a part description may be indented. This indentation corresponds to a parts assembly level indicated by the numbers 1, 2, 3, and 4 at the top left corner of the parts description area of the parts list page. A part that is indented to *level 2* is a component of the *level 1* part (assembly) that it is listed under. A *level 3* part is a component of the *level 2* part that it is listed under, and a *level 4* part is a component of the *level 3* part preceding it. In each case, the part quantity given for a level 2, 3, or 4 part is the quantity used per next higher level assembly of which it is a component. A part that is not indented is a *level 1* part. This means that the quantity given is the quantity used per the portion of the vehicle illustrated on that particular spread.



P. O. Box 204658
Augusta, Georgia 30917-4658 USA
Telephone 706-863-3000
Service Parts Fax 706-855-7413
www.clubcar.com

HOW TO ORDER PARTS

Replacement parts and accessories can be obtained from our network of authorized dealers and distributors. You can obtain the name and phone number of your closest authorized Club Car dealer or distributor by visiting our web site at www.clubcardealer.com, by calling our toll-free Service Parts and Technical Assistance hotline at (800) 872-2246 or (706) 863-3000, extension 3887, or by scanning this Quick Response (QR) code to be taken to the Club Car dealer locator. **Refer to Figure 1.** Download a QR code reader such as RedLaser or Barcode Scanner to your cell phone or tablet.



Figure 1 Dealer Locator QR Code

CUSTOMER SATISFACTION SURVEY

Let your voice be heard!

Please take time to participate in the Technical Publications satisfaction survey. Obtaining feedback from our customers is important to the department's continuous improvement process. The online survey takes less than five minutes and responses will help the department to examine current performance as well as identify areas for future improvement.

Our top priority is to provide timely, accurate, and user friendly manuals.

The online satisfaction survey can be found at: <http://bit.ly/1w9uFMh>



Figure 2 Survey QR Code

NOTE: *This illustrated parts list represents the most current information at the time of publication. Club Car, Inc. is continually working to further improve its vehicles and other products. These improvements may affect the parts used to service the vehicle. Any modification and/or significant change in specifications will be forwarded to all Club Car and Carryall distributors/dealers and will, when applicable, appear in future editions of this illustrated parts list.*

Club Car, Inc. reserves the right to change specifications and designs at any time without notice and without the obligation of making changes to units previously sold.

Copyright © 2007, 2016 Club Car, Inc.
Club Car and ArmorFlex
are registered trademarks of Club Car, Inc.
This manual effective August 6, 2007.

CONTENTS

SECTION 1 – BODY AND TRIM

Front Body and Trim – Turf, Utility, & Transportation	1-3
Splash Guard – Gasoline Vehicles Only	1-5
Dash Pockets and Floormat	1-7
Floormat, Rear – Villager & Transportation Vehicles	1-9
Beverage Holder – Dual	1-11
Mirror, Rear-View – without Cab	1-13
Grommets, Chassis	1-15
Front and Center Seat Bottoms	1-17
Seat Back Assembly	1-19
Armrests, Front – Villager 6 & 8 Vehicles	1-21
Windshield, Hinged	1-23
Windshield, Non-Hinged	1-25
Center Body – Villager 6 Gasoline Vehicle	1-27
Center Body – Villager 6 IQ Plus Vehicle	1-29
Center Bodies – Villager 8 Gasoline Vehicle	1-31
Center Bodies – Villager 8 IQ Plus Vehicle	1-33
Rear, Forward-Facing Seat Bottom	1-35
Armrests, Rear, Forward-Facing – Villager 6 & 8 Vehicles	1-37
Rear Body and Fender – Villager 6 & 8	1-39
Heat Shield, Transporter, Vill 6 & 8, XRT800/850 Rear Body – Gas	1-41
Battery Insulator, Transporter, Vill 6 & 8, XRT850 Rear Body – Electric	1-43
Rear Access Door	1-45
Rear-Facing Seat Bottom – Villager Vehicles	1-47
Rear Footrest, Armrests and Handrails – DS Villager 4, Villager 6 and 8	1-49
Canopy Kit, White – Villager 6 with Rear-Facing Seats	1-51
Canopy Kit, Beige – Villager 6 with Rear-Facing Seats	1-53
Canopy Kit, White – Villager 6 with Flat Bed	1-55
Canopy Kit, Beige – Villager 6 with Flat Bed	1-57
Canopy Kit, White – Villager 8 with Rear-Facing Seats	1-59
Canopy Kit, Beige – Villager 8 with Rear-Facing Seats	1-61
Canopy Kit, White – Villager 8 with Flat Bed	1-63
Canopy Kit, Beige – Villager 8 with Flat Bed	1-65

SECTION 2 – WHEELS AND TIRES

Wheels (Beige) and Tires	2-3
Wheels (White) and Tires	2-5
Wheel Covers	2-7

CONTENTS

SECTION 3 – DECALS

Decals – Villager 6 Gas and IQ Plus	3-3
Decals – Villager 6 IQ Plus Vehicle Only	3-5
Decals – Villager 6 Gasoline Vehicle Only	3-7
Decals – Villager 8 Gas and IQ Plus	3-9
Decals – Villager 8 IQ Plus Vehicle Only	3-11
Decals – Villager 8 Gasoline Vehicle Only	3-13
Badging Decals – Villager	3-15
IQ Plus Logo Decal – IQ Plus Vehicles Only (To Late-2008 Model Year)	3-17
IQ Plus Logo Decal – IQ Plus Vehicles Only (From Late-2008 Model Year)	3-19

SECTION 4 – LIGHTS, CONTROLS, AND INDICATORS

Headlights	4-3
Lighting System Components – Transportation Gasoline Vehicles	4-5
Lighting System Components – CA 6 and Vill. 6 Elec. with IQ Plus Charger	4-7
Lighting System Components – Villager 8 Elec. with IQ Plus Charger	4-9
Turn Signal Kit – DS and Utility Gasoline and Electric Vehicles	4-11
Instrument Panel and Electrical Components – CA6/Vill 6 & 8 Gas	4-13
Instrument Panel with Electrical Components – CA6/Vill 6/8 Elec. w/Lester Charger	4-15
Keys and Keyswitches, SmartKey Kit – Electric Vehicle	4-17
Keys and Keyswitches, Uncommon – Gas Vehicle	4-19
DC Converter – IQ Plus Electric Vehicle	4-21
Voltage Limiter – Gasoline Vehicle	4-23
Strobe Light, Roof-Mounted	4-25
Horn	4-27
Hour Meter – IQ System and IQ Plus Electric Vehicles	4-29
Rear Reverse Buzzer	4-31
Tail Lights	4-33

SECTION 5 – BRAKES, PEDALS, AND CABLES

Brake Pedal Assembly	5-3
Accelerator Pedal Assembly – Electric Vehicles with MCOR	5-5
Accelerator Pedal Assembly – Gasoline Vehicles	5-7
Accelerator Rod – Turf/CA 6 & Villager 6 Gas Vehicles	5-9
Accelerator Rod – Villager 8 Gas Vehicles	5-11
Front Brake Assembly – Vehicles with Four-Wheel Brakes	5-13
Front Brake Cables and Equalizer – Vehicles with Four-Wheel Brakes	5-15
Rear Brake Cables and Equalizer – Turf/Carryall 6 & Villager 6	5-17

CONTENTS

Rear Brake Cables and Equalizer – Villager 8	5-19
Rear Brake Assembly, Manually-Adjusted – Vehicles with 4-Wheel Brakes	5-21

SECTION 6 – STEERING, FRONT AND REAR SUSPENSION

Steering Wheel	6-3
Steering Gear Assembly	6-5
Steering Column – Utility	6-7
Intermediate Steering Shaft – Turf/Carryall/Villager	6-9
Steering Wheel with Clip	6-11
Front Spindles and Hubs – Vehicles with Four-Wheel Brakes	6-13
Front Suspension, Upper – Villager 6 and 8	6-15
Front Suspension, Lower – Villager 6	6-17
Front Suspension, Lower – Villager 8	6-19
Rear Suspension – Turf/CA 2, 2 Plus, 6, and Villager Gasoline	6-21
Rear Suspension – Turf/CA 2, 6, and Villager IQ Plus Electric	6-23
Stabilizer Bar – Turf/CA 2, 2 Plus, 6, and Villager Gas	6-25

SECTION 7 – ELECTRICAL SYSTEM – GASOLINE VEHICLES

Wiring – Carryall 6 and Villager 6 Gas	7-3
Wiring – Villager 8 Gas	7-5
Starter/Generator Assembly Model G425419 – Gasoline Vehicles	7-7
Starter/Generator Mounting – FE350	7-9
Operation and Maintenance Switch	7-11
Electrical Component Box – Carryall 6 and Villager 6/8	7-13
Battery – Gasoline Utility Vehicles	7-15

SECTION 8 – FE350 ENGINE WITH ACR

FE350 Engine with ACR (Automatic Compression Release) – Shrouds and Brackets	8-3
FE350 Engine – Ignition Components and Flywheel	8-5
FE350 Engine – Oil Circulation	8-7
FE350 Engine – Cylinder Head	8-9
FE350 Engine with ACR – Crankcase, Camshaft, and Oil Sensor	8-11
FE350 Engine – Crankcase and Crankshaft	8-13
FE350 Engine Mounting	8-15

SECTION 9 – FUEL, INTAKE, AND GOVERNOR SYSTEM

Fuel System and Tank without Sending Unit	9-3
Fuel System and Tank with Sending Unit	9-5

CONTENTS

Carburetor Assembly, FE350 (AS11)	9-7
Carburetor Mounting – FE350	9-9
Governor and Accelerator Cables	9-11
Air Intake Duct and Choke Cable – Villager 6	9-13
Air Intake Duct and Choke Cable – Villager 8	9-15
Air Filter and Intake Hose	9-17

SECTION 10 – EXHAUST SYSTEM

Exhaust System – FE350 Engine	10-3
-------------------------------------	------

SECTION 11 – DRIVE BELT AND CLUTCHES – CARBURETED GASOLINE VEHICLES

Drive Belt	11-3
Drive Clutch – Carryall 2 Plus and Villager 6/8	11-5
Driven Clutch	11-7

SECTION 12 – UNITIZED TRANSAXLE – GASOLINE VEHICLES

Forward/Reverse Shifter	12-3
Shifter Cable – Turf/CA 6 and Villager 6	12-5
Shifter Cable – Villager 8	12-7
Kawasaki Transaxle – Gear Cases and Brackets	12-9
Kawasaki Transaxle – F&R Transmission and Gear Reduction	12-11
Kawasaki Transaxle – Differential and Axles	12-13
Graziano Transaxle – Gear Cases and Levers	12-15
Graziano Transaxle – F&R Transmission and Gear Reduction	12-17
Graziano Transaxle -Differential and Axles	12-19
Differential Guard – Gasoline Vehicle	12-21

SECTION 13 – ELECTRICAL SYSTEM – ELECTRIC VEHICLES

Battery Charger Receptacle	13-3
Motor Controller Output Regulator (MCOR)	13-5
Wiring – CA 6 and Villager 6 IQ Plus Electric	13-7
Wiring – Villager 8 IQ Plus Electric	13-9
Tow/Run Switch – IQ Plus Vehicles	13-11
Batteries, 6-Volt, Standard Duty, Trojan	13-13
Batteries, 6-Volt, Heavy Duty, Trojan	13-15
Computer, Controller, and Solenoid	13-17

CONTENTS

SECTION 14 – MOTOR (MODEL DA5-4006) – IQ PLUS

Motor (Model DA5-4006) – IQ Plus	14-3
--	------

SECTION 15 – TRANSAXLE – ELECTRIC VEHICLES

Transaxle – Electric Vehicles	15-3
Differential Guard – Electric Vehicles	15-5

SECTION 16 – BATTERY CHARGERS

IQ Plus Battery Charger (Models 25730-11,-18,-19), Domestic	16-3
IQ Plus Battery Charger (Models 25880-11 and -18), International	16-5
Onboard IQ Plus Battery Charger (Model 25260-11), Domestic	16-7
Onboard IQ Plus Battery Charger (Model 25660-40), International	16-9
Onboard IQ Plus Charger and Cord Reel Mounting	16-11

SECTION 17 – MAINTENANCE AND SERVICE TOOLS

Maintenance and Service Tools	17-3
Maintenance and Service Tools, Continued	17-5
Maintenance and Service Tools, Continued	17-7
Maintenance and Service Tools, Continued	17-9
Maintenance and Service Tools, Continued	17-11

SECTION i – INDEX

BODY AND TRIM

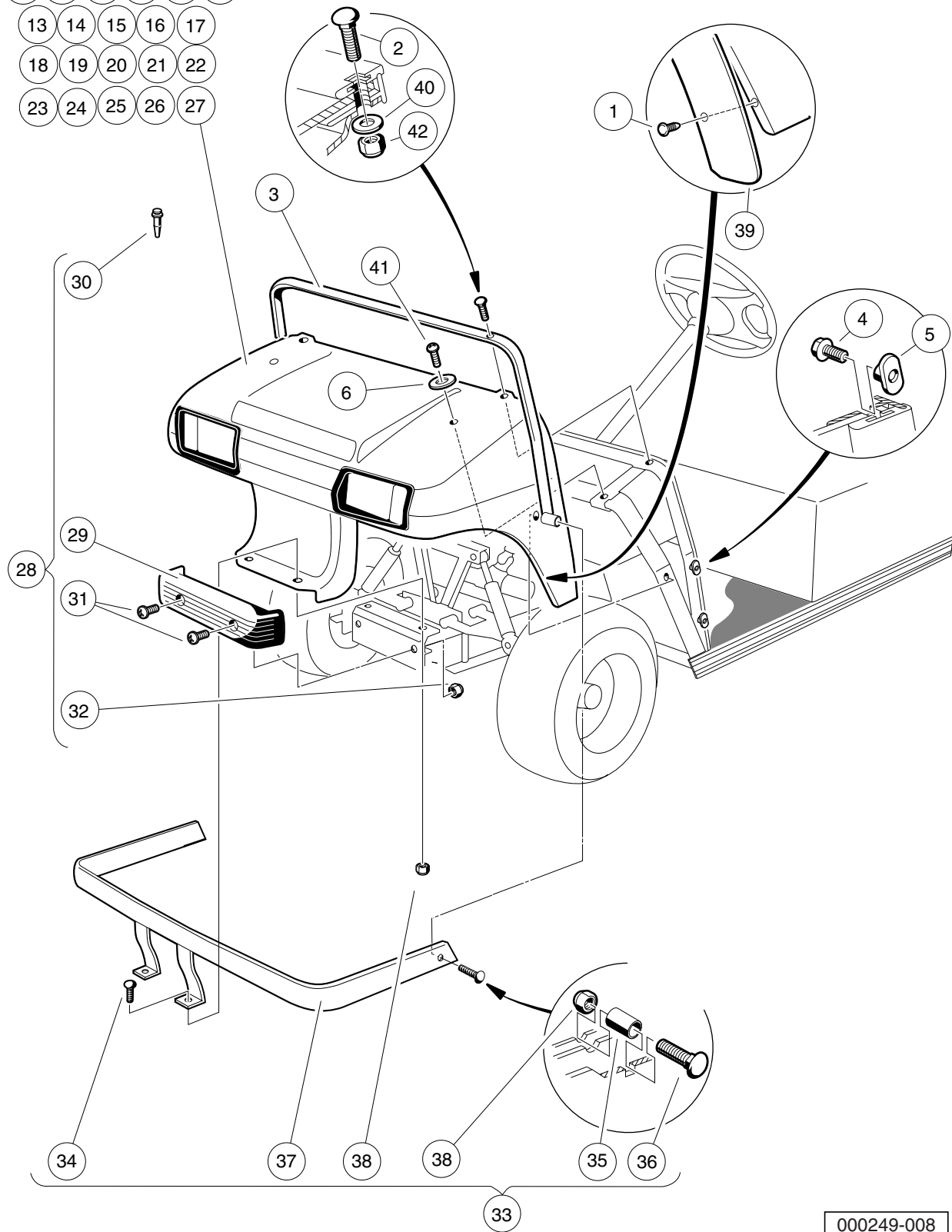
1

G

E

1
G
E

- 7 8 9 10 11 12
- 13 14 15 16 17
- 18 19 20 21 22
- 23 24 25 26 27



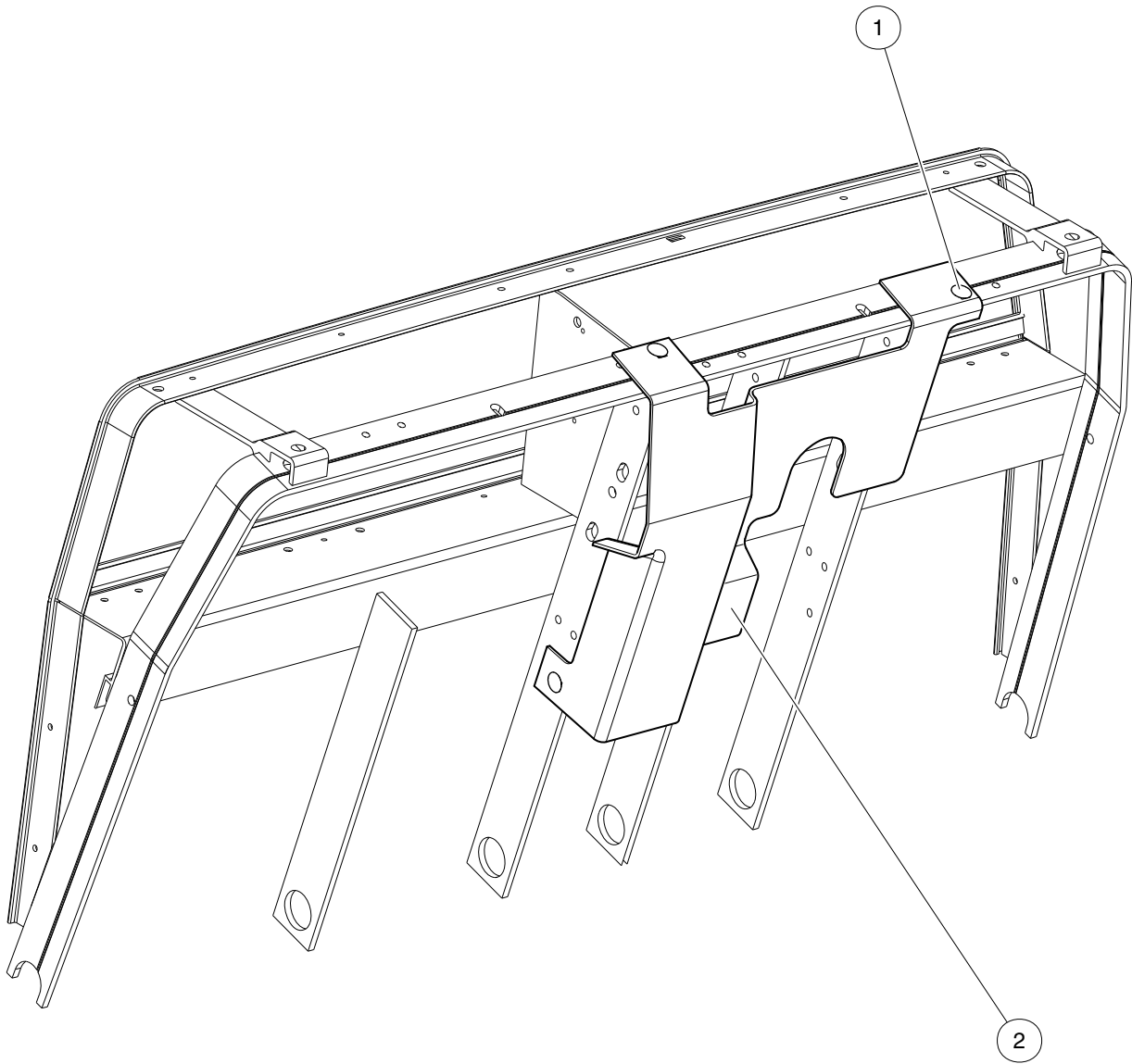
000249-008

FRONT BODY AND TRIM – TURF, UTILITY, & TRANSPORTATION

ITEM	PART NO.	DESCRIPTION	QTY
		1 2 3 4	
1	<u>1010434</u>	Barrel - Plastic	12
2	<u>1010435</u>	Bolt, Carriage, 5/16-18 X 1.00	2
3	<u>1011014</u>	Trim, Cowl	1
4	<u>1011017</u>	Screw, #8-32 X 0.375	6
5	<u>1011394</u>	T-Nut Package (Set of 4)	1
6	<u>1015075</u>	Washer, 5/16 Flat Type A	2
7	<u>101692501</u>	Cowl, TPO, Beige	1
8	<u>101692502</u>	Cowl, TPO, White	1
9	<u>101692504</u>	Cowl, Tpo -gray	1
10	<u>101692506</u>	Cowl, TPO, Red	1
11	<u>101692509</u>	Cowl, TPO, Pacific Blue (Royal Blue)	1
12	<u>101692510</u>	Cowl, TPO, Dark Green	1
13	<u>101692511</u>	Cowl, TPO, Black	1
14	<u>101692512</u>	Cowl, TPO, Classic Blue (Navy)	1
15	<u>101692513</u>	Cowl, TPO, Burgundy	1
16	<u>101692514</u>	Cowl, TPO, Dark Gray	1
17	<u>101692515</u>	Cowl, TPO, Safety Yellow	1
18	<u>101693901</u>	Cowl with Headlight Opening, TPO, Beige	1
19	<u>101693902</u>	Cowl with Headlight Opening, TPO, White	1
20	<u>101693904</u>	Cowl with Headlight Opening, TPO, Gray	1
21	<u>101693906</u>	Cowl with Headlight Opening, TPO, Red	1
22	<u>101693909</u>	Cowl with Headlight Opening, TPO, Dark Green	1
23	<u>101693910</u>	Cowl with Headlight Opening, TPO, Black	1
24	<u>101693911</u>	Cowl with Headlight Opening, TPO, Classic Blue (Navy)	1
25	<u>101693912</u>	Cowl with Headlight Opening, TPO, Burgundy	1
26	<u>101693913</u>	Cowl with Headlight Opening, TPO, Dark Gray	1
27	<u>101693914</u>	Cowl with Headlight Opening, TPO, Safety Yellow	1
28	<u>1017080</u>	Kit, Front Bumper (includes items 29 through 32)	1
29	<u>1016868</u>	Front Bumper	1
30	<u>1016967</u>	Blind Rivet, Push Type	2
31	<u>7251</u>	Screw, 5/16-18 x 1.0 Truss-Head	2
32	<u>7473</u>	Locknut, 5/16-18 Nylon Insert	2
33	<u>101734802</u>	Kit, Heavy-Duty Bumper (includes items 34 through 38)	1
34	<u>1010435</u>	Bolt, Carriage, 5/16-18 X 1.00	2
35	<u>1010546</u>	Spacer	2
36	<u>1015405</u>	Bolt, Carriage, 5/16-18 X 2.0	2
37	N/A	Weldment, Heavy Duty Bumper	1
38	<u>7473</u>	Locknut, 5/16-18 Nylon Insert	4
39	<u>101870401</u>	Fender Extrusion	2
40	<u>1241</u>	Washer, 5/16 Type A Flat	2
41	<u>7251</u>	Screw, 5/16-18 x 1.0 Truss-Head	2
42	<u>7473</u>	Locknut, 5/16-18 Nylon Insert	2

1
G
E

1
G
E



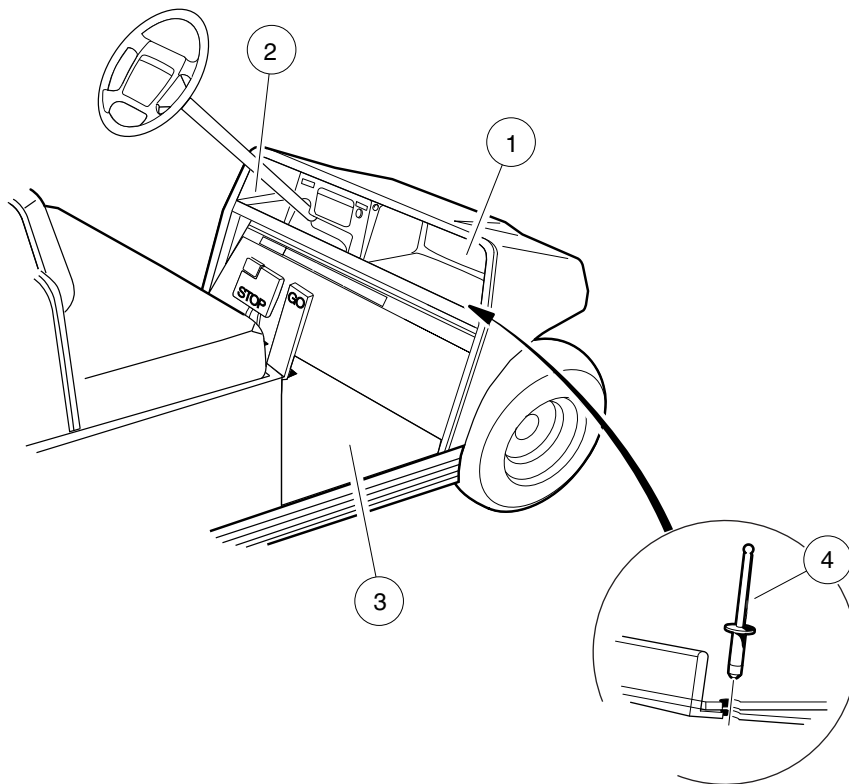
000593-002

SPLASH GUARD – GASOLINE VEHICLES ONLY

ITEM	PART NO.	DESCRIPTION	QTY
1	<u>1010434</u>	1 2 3 4 Barrel - Plastic	3
2	<u>103174401</u>	Splash Guard	1

1
G
E

1
G
E



000252-002

DASH POCKETS AND FLOORMAT


ITEM	PART NO.	DESCRIPTION	QTY
		1 2 3 4	
1	<u>1013343</u>	Dash Component, Passenger-Side, Black	1
2	1013344	Dash Component, Driver-Side	1
3	<u>101503202</u>	Floormat	1
4	<u>7973</u>	Rivet, 3/16 X .400 Blind	5

1
G
E

1

G

E



1

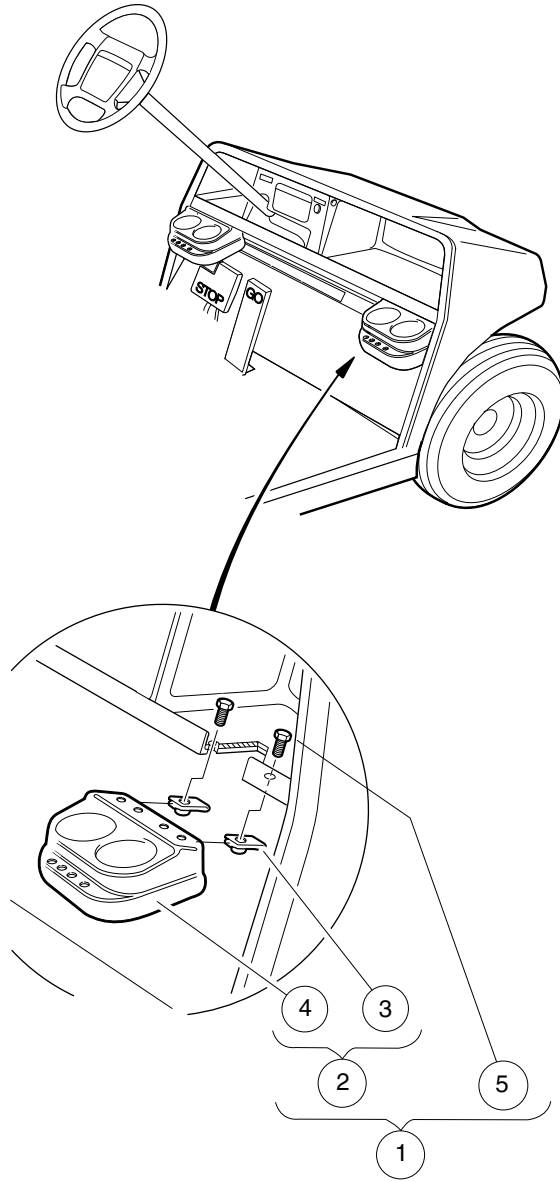
001281-001

FLOORMAT, REAR – VILLAGER & TRANSPORTATION VEHICLES

ITEM	PART NO.	DESCRIPTION	QTY
1	<u>1017289</u>	1 2 3 4 Floormat, Rear, Limo/Villager/Transporter	A/R

1
G
E

1
G
E



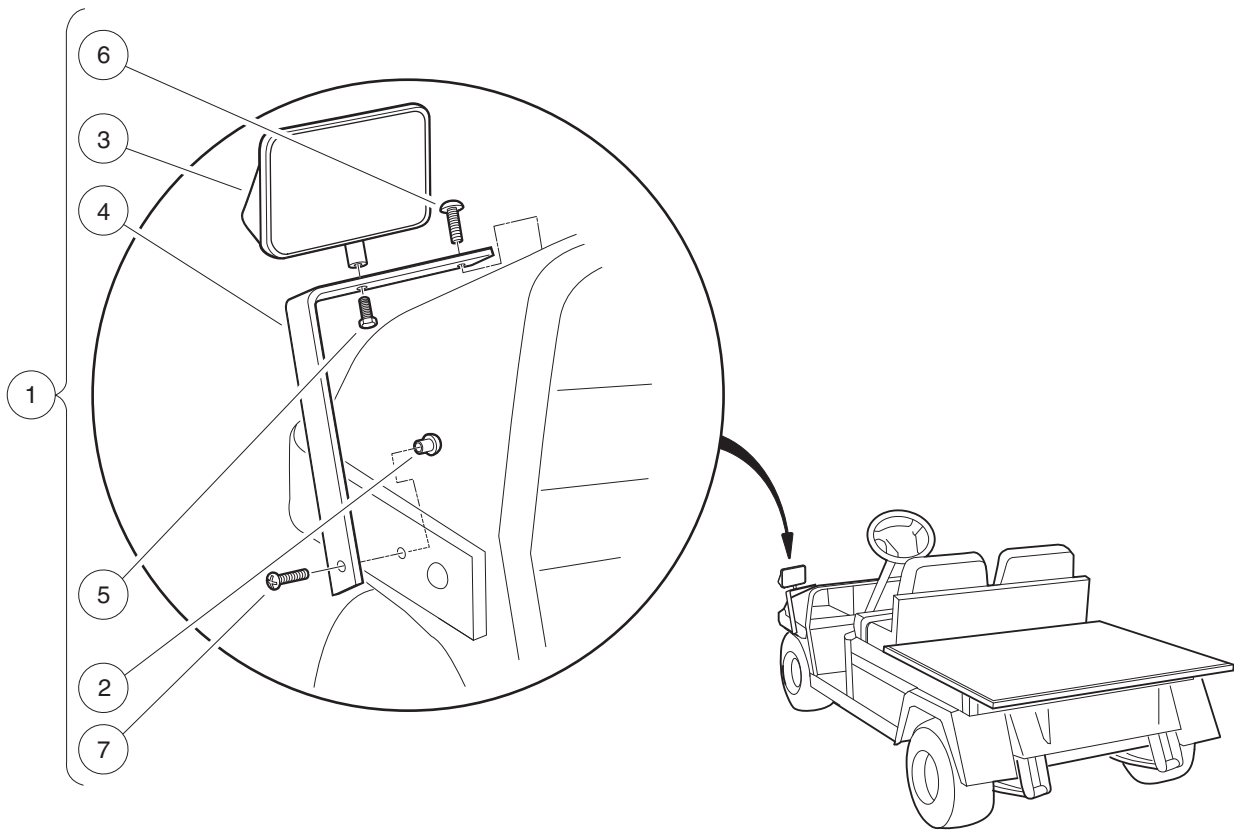
000253-002

BEVERAGE HOLDER – DUAL

ITEM	PART NO.	DESCRIPTION	QTY
		1 2 3 4	
1	<u>101708301</u>	Drink Holder Kit (includes items 2 through 5)	2
2	<u>1016811</u>	Holder, Dual Cup (includes items 3 and 4)	1
3	1016952	U-Nut, 1/4-20	2
4	N/A	Cup Holder, Dual	1
5	<u>7847</u>	Screw, 1/4-20 X 0.75 Hex-Head Cap	2

1
G
E

1
G
E



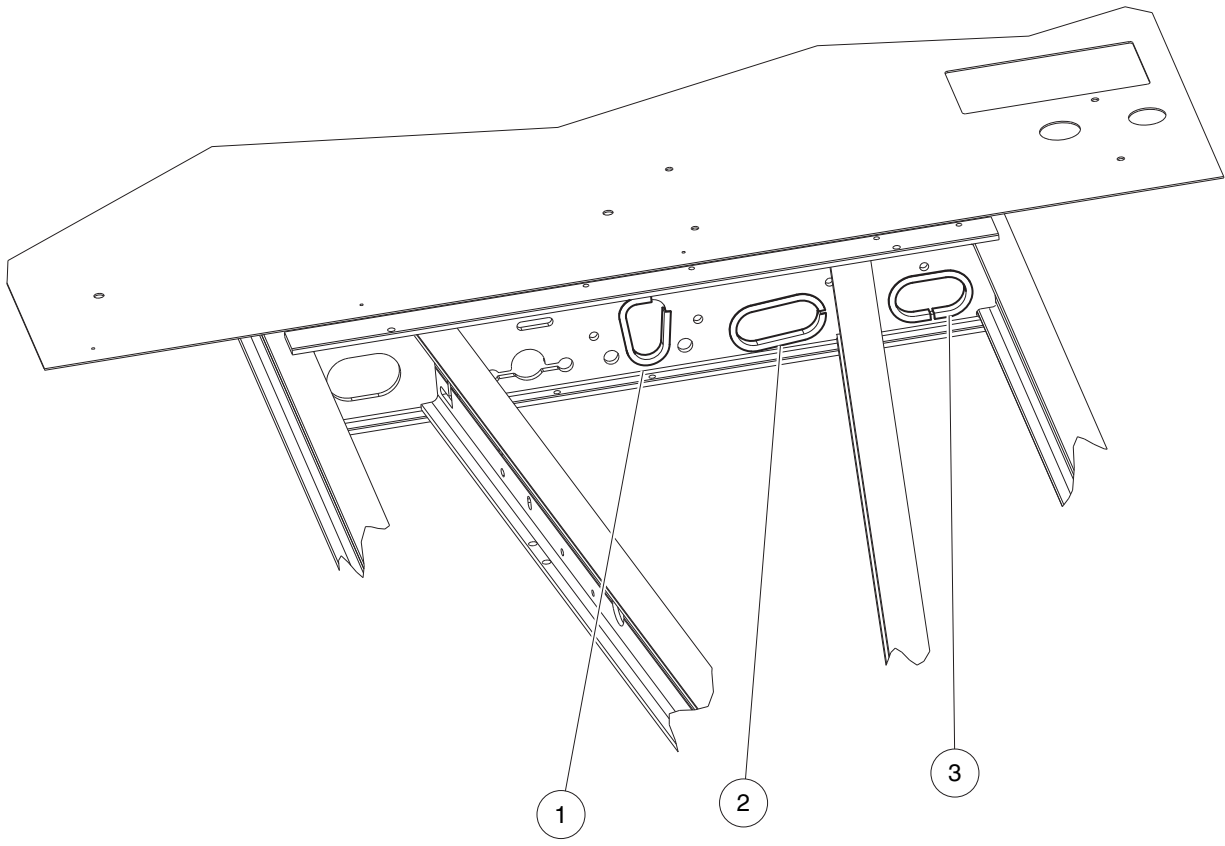
001211-001

MIRROR, REAR-VIEW – WITHOUT CAB

ITEM	PART NO.	DESCRIPTION	QTY
		1 2 3 4	
1	<u>1013846</u>	Kit, Rear Mirror, West Coast (includes items 2 through 7)	1
2	1011878	T-nut, 1/4-20 X .310 Capped	1
3	1013824	Rear View Mirror	1
4	<u>1013825</u>	Mirror Mounting Bracket	1
5	<u>7173</u>	Screw, 5/16-18 X 0.75, Hex-Head Cap	1
6	<u>7251</u>	Screw, 5/16-18 x 1.0 Truss-Head	1
7	<u>8248</u>	Screw, 1/4-20 X 0.75, Truss-Head Machine	1
<p style="margin-left: 40px;">Note: To install this kit, vehicle must be equipped with a heavy-duty front bumper.</p>			

1
G
E

1
G
E



001221-001


GROMMETS, CHASSIS

ITEM	PART NO.	DESCRIPTION	QTY
		1 2 3 4	
1	<u>101806001</u>	I-beam Grommet - 5.5	A/R
2	<u>101806002</u>	I-beam Grommet - 7.5	A/R
3	<u>101806005</u>	I-beam Grommet - 6.75	A/R

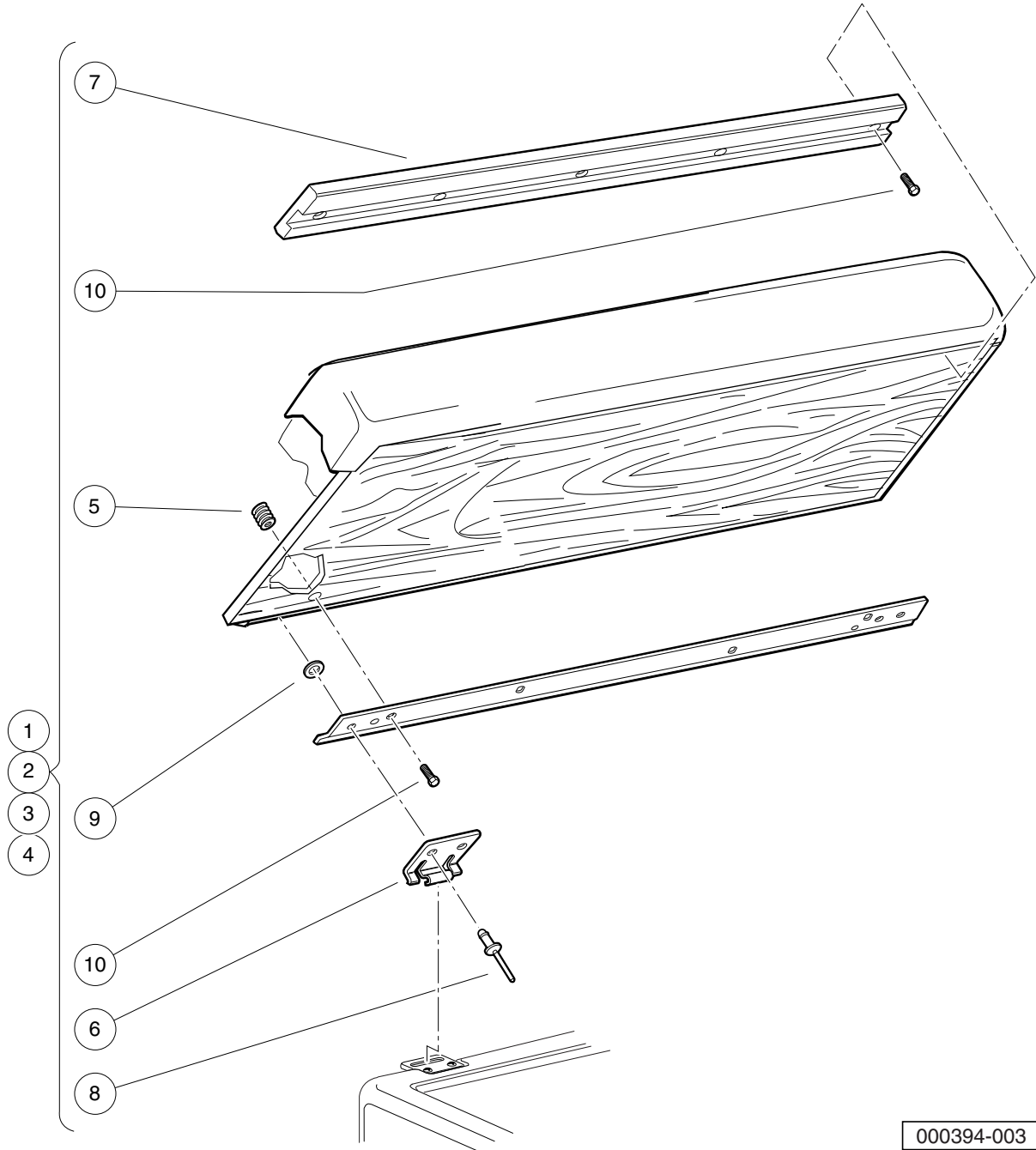
1
G
E

1
G
E

VILLAGER 8



VILLAGER 6



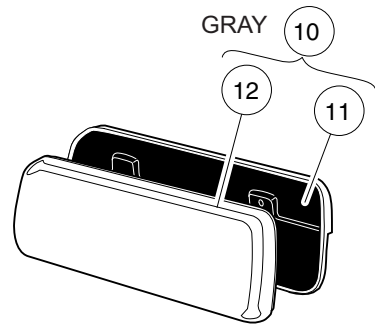
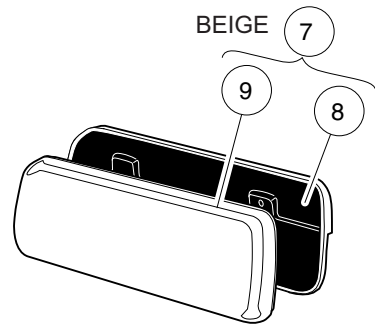
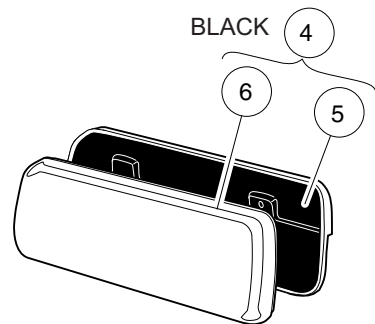
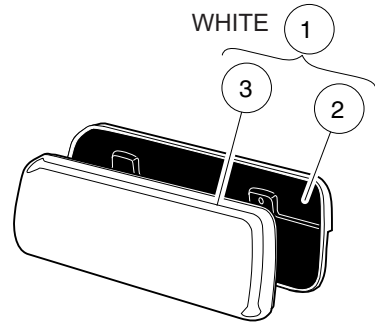
000394-003

FRONT AND CENTER SEAT BOTTOMS

ITEM	PART NO.	DESCRIPTION	QTY
		1 2 3 4	
1	<u>101728201</u>	Seat Bottom Assembly, Front, White	1
2	<u>101728203</u>	Seat Bottom Assembly, Front, Beige	1
3	<u>101728210</u>	Seat Bottom Assembly, Front, Black	1
4	<u>101728213</u>	Seat Bottom Assembly, Rear, Gray (includes items 5 through 10)	1
5	1010543	Insert - Wood	8
6	<u>1011652</u>	Hinge Plate	2
7	<u>1013312</u>	Bumper, Seat, Long	1
8	<u>101880901</u>	Rivet, 3/16, Stainless-Steel, Pop	4
9	<u>101881701</u>	Washer, #8 Stainless-Steel Flat	4
10	<u>101954301</u>	Screw, 1/4-20 X 0.75 Hex-Head Cap	8

1
G
E

1
G
E



000608-001

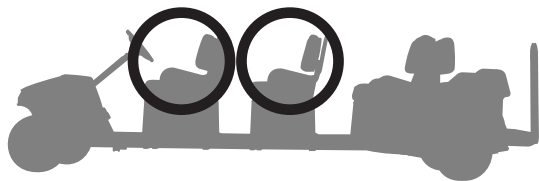
SEAT BACK ASSEMBLY

ITEM	PART NO.	DESCRIPTION	QTY
		1 2 3 4	
1	<u>101677701</u>	Seat Back Assembly, White (includes items 2 and 3)	1
2	1016751	Cap, Seat Back	1
3	<u>101675512</u>	Vinyl Seat Back, White	1
4	<u>101677702</u>	Seat Back Assembly, Black (includes items 5 and 6)	1
5	1016751	Cap, Seat Back	1
6	<u>101675514</u>	Vinyl Seat Back, Black	1
7	<u>101677703</u>	Seat Back Assembly, Beige (includes items 8 and 9)	1
8	1016751	Cap, Seat Back	1
9	<u>101675511</u>	Vinyl Seat Back, Beige	1
10	<u>101677705</u>	Seat Back Assembly, Gray (includes items 11 and 12)	1
11	1016751	Cap, Seat Back	1
12	<u>101675515</u>	Vinyl Seat Back-nstd Svc	1

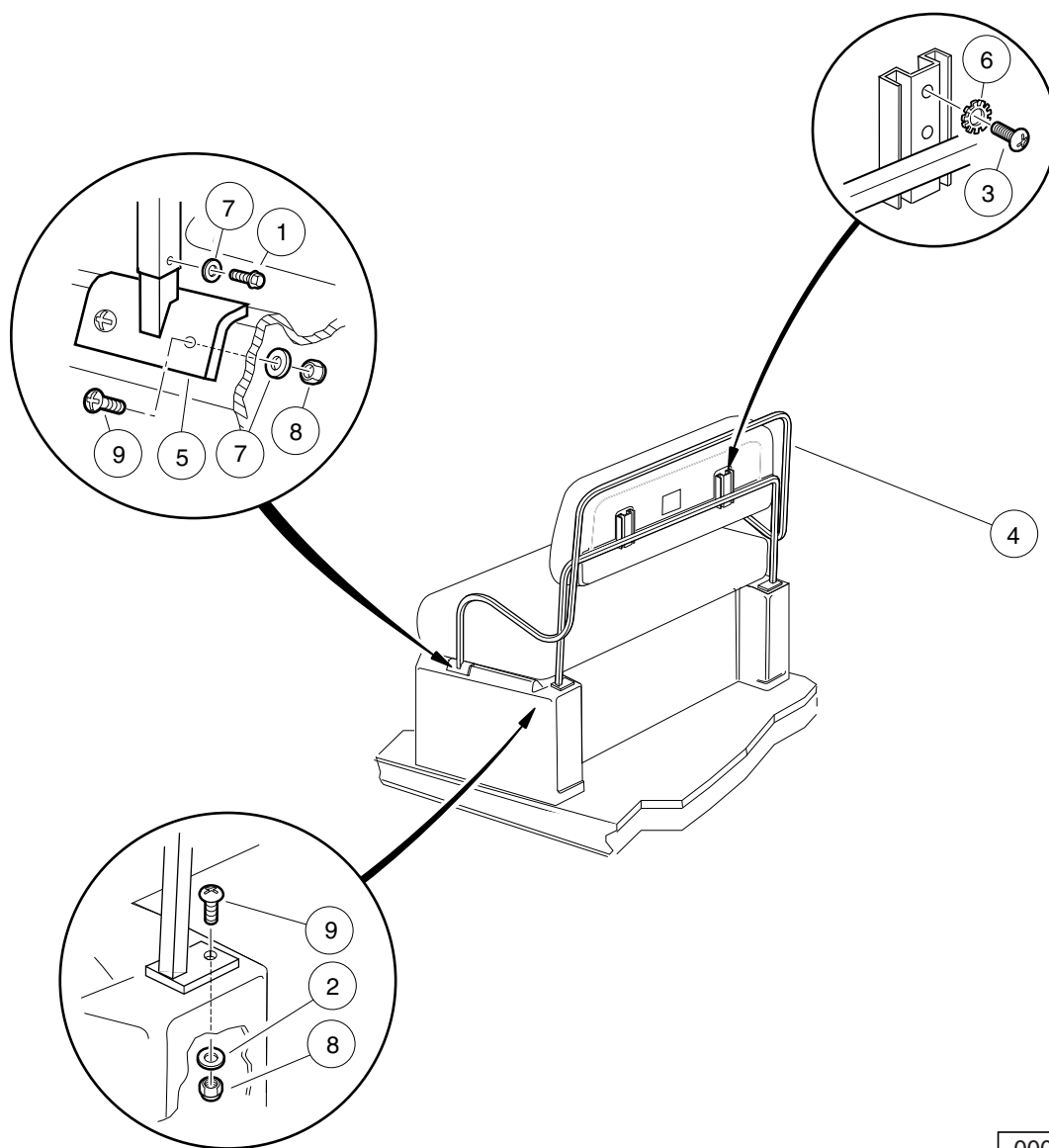

1
G
E

1
G
E

VILLAGER 8



VILLAGER 6

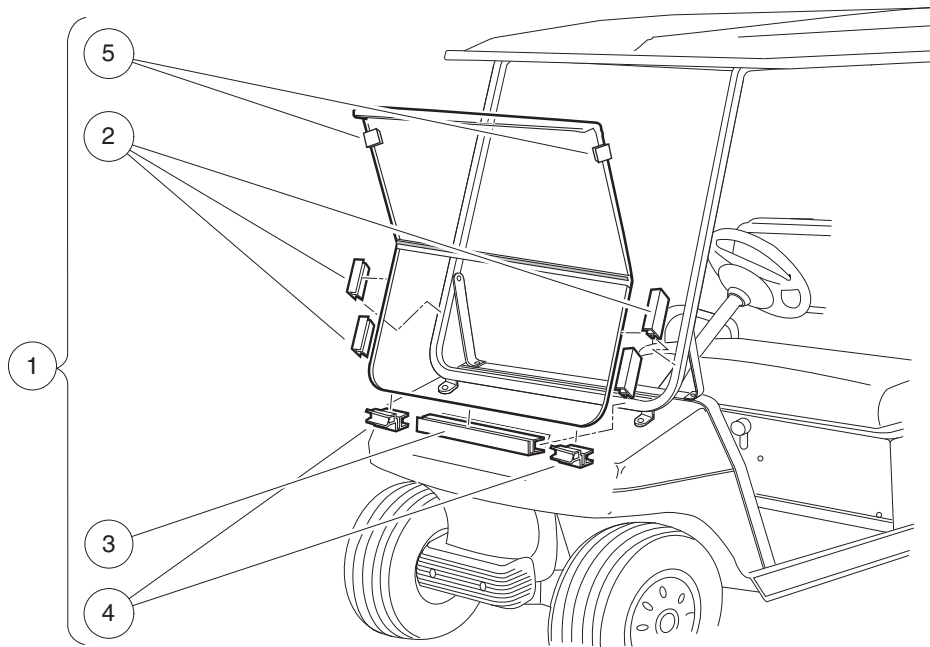


000396-003

ARMRESTS, FRONT – VILLAGER 6 & 8 VEHICLES

ITEM	PART NO.	DESCRIPTION	QTY
		1 2 3 4	
1	<u>1012285</u>	Screw, 1/4 X 0.625 Hex-Head	4
2	<u>1014306</u>	Washer, 1/4" Type B Flat	2
3	<u>1015902</u>	Screw, 1/4-20 X 1.25 Truss-Head	4
4	<u>1017259</u>	Armrest Weld Asm Front	1
5	<u>1017310</u>	Armrest Mounting Weldment	2
6	<u>101946201</u>	Washer, Lock, 0.250 External-Tooth	4
7	<u>332</u>	Washer, 1/4 Type A Narrow Flat	6
8	<u>8233</u>	Locknut, 1/4-20, Nylon Insert	6
9	<u>8251</u>	Screw, 1/4-20 X 1.0 Truss-Head Machine	6

1
G
E



001205-001

WINDSHIELD, HINGED


ITEM	PART NO.	DESCRIPTION	QTY
		1 2 3 4	
1	<u>101728602</u>	Hinged Windshield Kit (includes items 2 through 5)	1
2	<u>102005701</u>	5" Plastic Extrusion	4
3	<u>102163001</u>	Windshield Channel	1
4	<u>102163101</u>	Channel with Receiver Clip	2
5	N/A	Clip, Release	2

1
G
E

1

G

E



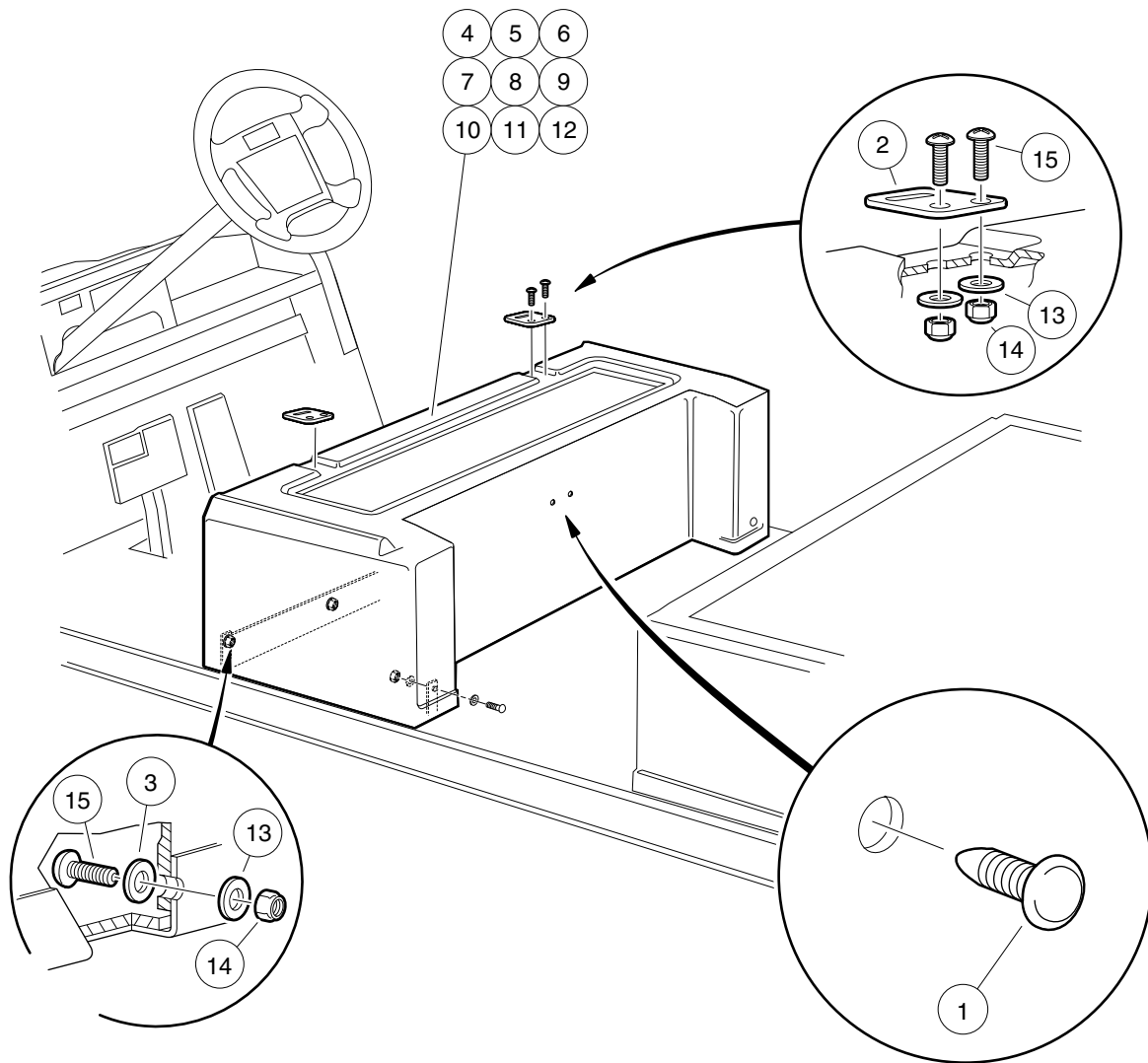
001204-001

WINDSHIELD, NON-HINGED

ITEM	PART NO.	DESCRIPTION	QTY
		1 2 3 4	
1	1014435	Windshield Tinted One-Piece (includes items 2 and 3)	1
2	<u>1011897</u>	Bumper, Protective	2
3	<u>101444101</u>	21" Plastic Extrusion	3

1
G
E

1
G
E



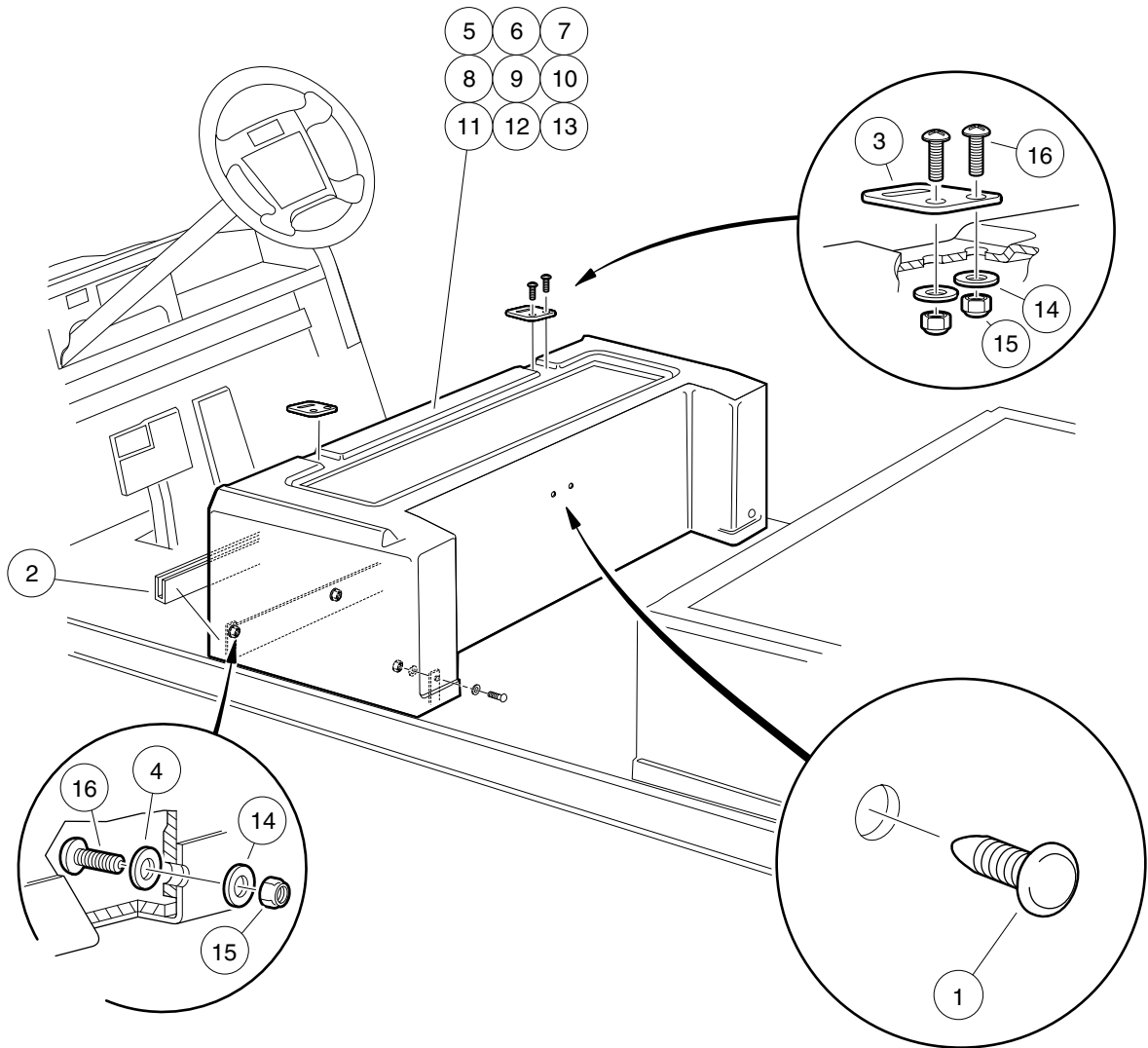
000389-004

CENTER BODY – VILLAGER 6 GASOLINE VEHICLE

ITEM	PART NO.	DESCRIPTION	QTY
		1 2 3 4	
1	<u>1010434</u>	Barrel - Plastic	2
2	<u>1012412</u>	Body, Hinge Plate	2
3	<u>1012581</u>	Washer, 0.609-inch OD, Nylon Cup	6
4	<u>103274101</u>	Body, Center, Gas, Beige	1
5	<u>103274102</u>	Body, Center, Gas, Wht	1
6	<u>103274104</u>	Body, Center, Gas, Gray	1
7	<u>103274106</u>	Body, Center, Gas, Red	1
8	<u>103274108</u>	Body, Center, Gas, Pacific Bl	1
9	<u>103274109</u>	Body, Center, Gas, Dk Green	1
10	<u>103274110</u>	Body, Center, Gas, Black	1
11	<u>103274111</u>	Body, Center, Gas, C/blu	1
12	<u>103274112</u>	Body, Center, Gas, Burgundy	1
13	<u>332</u>	Washer, 1/4 Type A Narrow Flat	10
14	<u>8233</u>	Locknut, 1/4-20, Nylon Insert	10
15	<u>8251</u>	Screw, 1/4-20 X 1.0 Truss-Head Machine	10

1
G
E

1
G
E



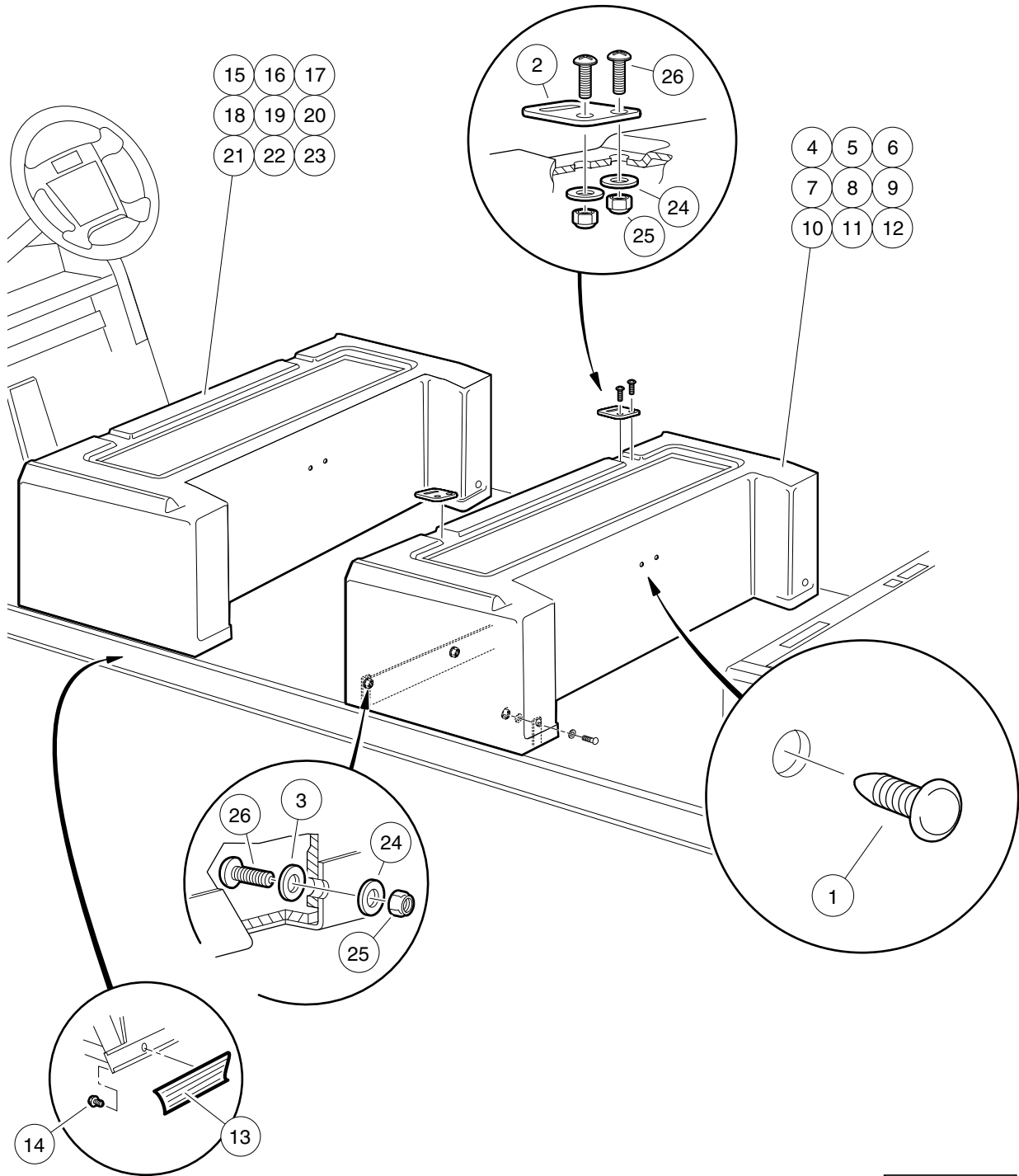
000389-005

CENTER BODY – VILLAGER 6 IQ PLUS VEHICLE

ITEM	PART NO.	DESCRIPTION	QTY
		1 2 3 4	
1	<u>1010434</u>	Barrel - Plastic	2
2	<u>1010993</u>	Body Kick Plate	1
3	<u>1012412</u>	Body, Hinge Plate	2
4	<u>1012581</u>	Washer, 0.609-inch OD, Nylon Cup	4
5	<u>103274001</u>	Body, Center, Elec, Beige	1
6	<u>103274002</u>	Body, Center, Elec, Wht	1
7	<u>103274004</u>	Body, Center, Elec, Gray	1
8	<u>103274006</u>	Body, Center, Elec, Red	1
9	<u>103274008</u>	Body, Center, Elec, Pacific Bl	1
10	<u>103274009</u>	Body, Center, Elec, Dk Green	1
11	<u>103274010</u>	Body, Center, Elec, Black	1
12	<u>103274011</u>	Body, Center, Elec, C/blu	1
13	<u>103274012</u>	Body, Center, Elec, Burgundy	1
14	<u>332</u>	Washer, 1/4 Type A Narrow Flat	8
15	<u>8233</u>	Locknut, 1/4-20, Nylon Insert	8
16	<u>8251</u>	Screw, 1/4-20 X 1.0 Truss-Head Machine	8

1
G
E

1
G
E



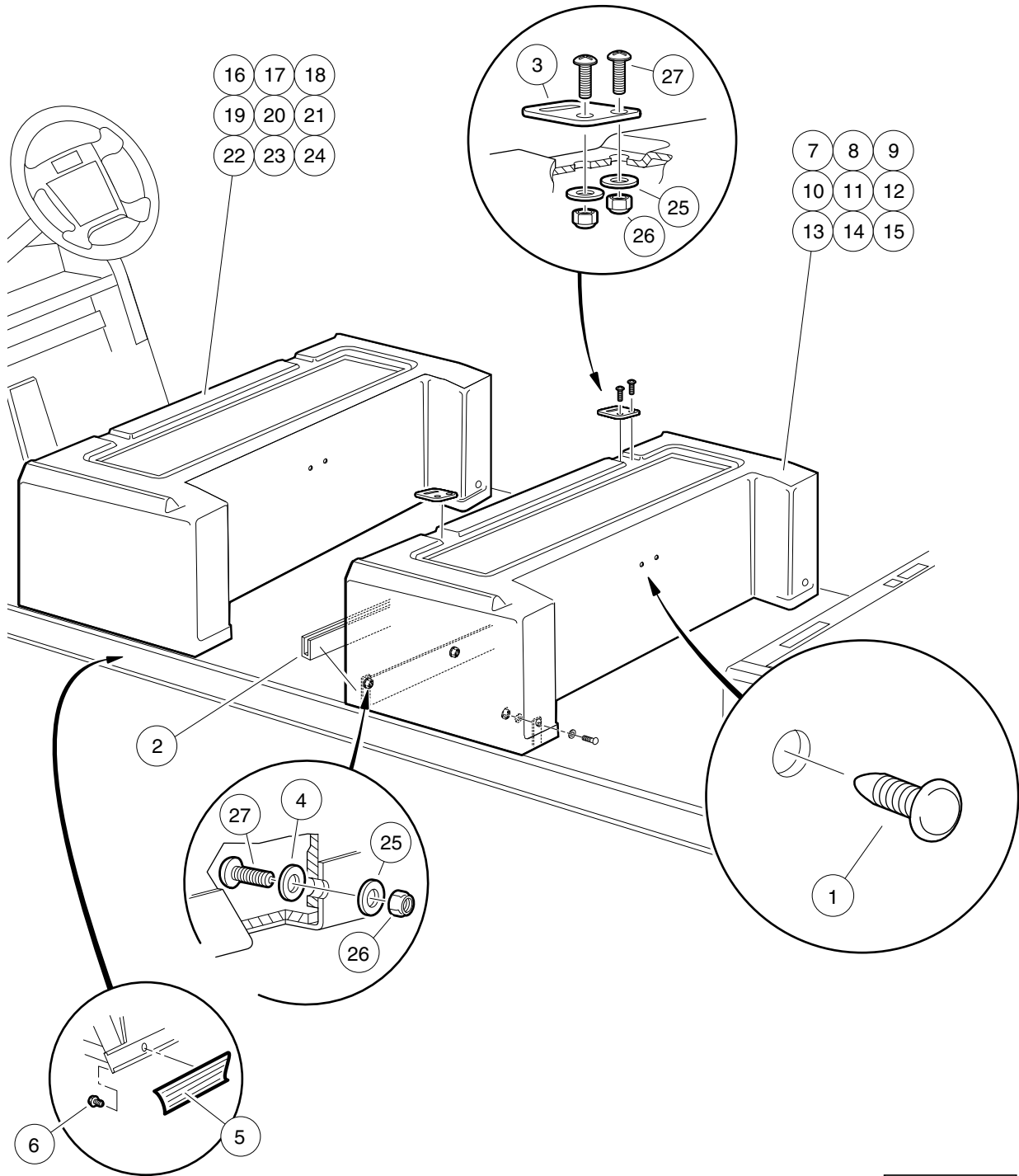
000390-003

CENTER BODIES – VILLAGER 8 GASOLINE VEHICLE

ITEM	PART NO.	DESCRIPTION	QTY
		1 2 3 4	
1	<u>1010434</u>	Barrel - Plastic	2
2	<u>1012412</u>	Body, Hinge Plate	2
3	<u>1012581</u>	Washer, 0.609-inch OD, Nylon Cup	6
4	<u>101788201</u>	Body, Beige, Center	1
5	<u>101788202</u>	Body, White, Center	1
6	<u>101788204</u>	Body, Gray, Center	1
7	<u>101788206</u>	Body, Red, Center	1
8	<u>101788208</u>	Body, Pacific Blue, Center	1
9	<u>101788209</u>	Body, Dark Green, Center	1
10	<u>101788210</u>	Body, Black, Center	1
11	<u>101788211</u>	Body, Classic Blue, Center	1
12	<u>101788212</u>	Body, Burgundy, Center	1
13	<u>101791901</u>	Bumper Guard Vinyl Trim	2
14	<u>102310701</u>	Screw, #8-18 x 0.375, Hex-Head Washer	8
15	<u>103274101</u>	Body, Center, Gas, Beige	1
16	<u>103274102</u>	Body, Center, Gas, Wht	1
17	<u>103274104</u>	Body, Center, Gas, Gray	1
18	<u>103274106</u>	Body, Center, Gas, Red	1
19	<u>103274108</u>	Body, Center, Gas, Pacific Bl	1
20	<u>103274109</u>	Body, Center, Gas, Dk Green	1
21	<u>103274110</u>	Body, Center, Gas, Black	1
22	<u>103274111</u>	Body, Center, Gas, C/blu	1
23	<u>103274112</u>	Body, Center, Gas, Burgundy	1
24	<u>332</u>	Washer, 1/4 Type A Narrow Flat	10
25	<u>8233</u>	Locknut, 1/4-20, Nylon Insert	10
26	<u>8251</u>	Screw, 1/4-20 X 1.0 Truss-Head Machine	10

1
G
E

1
G
E



000390-004

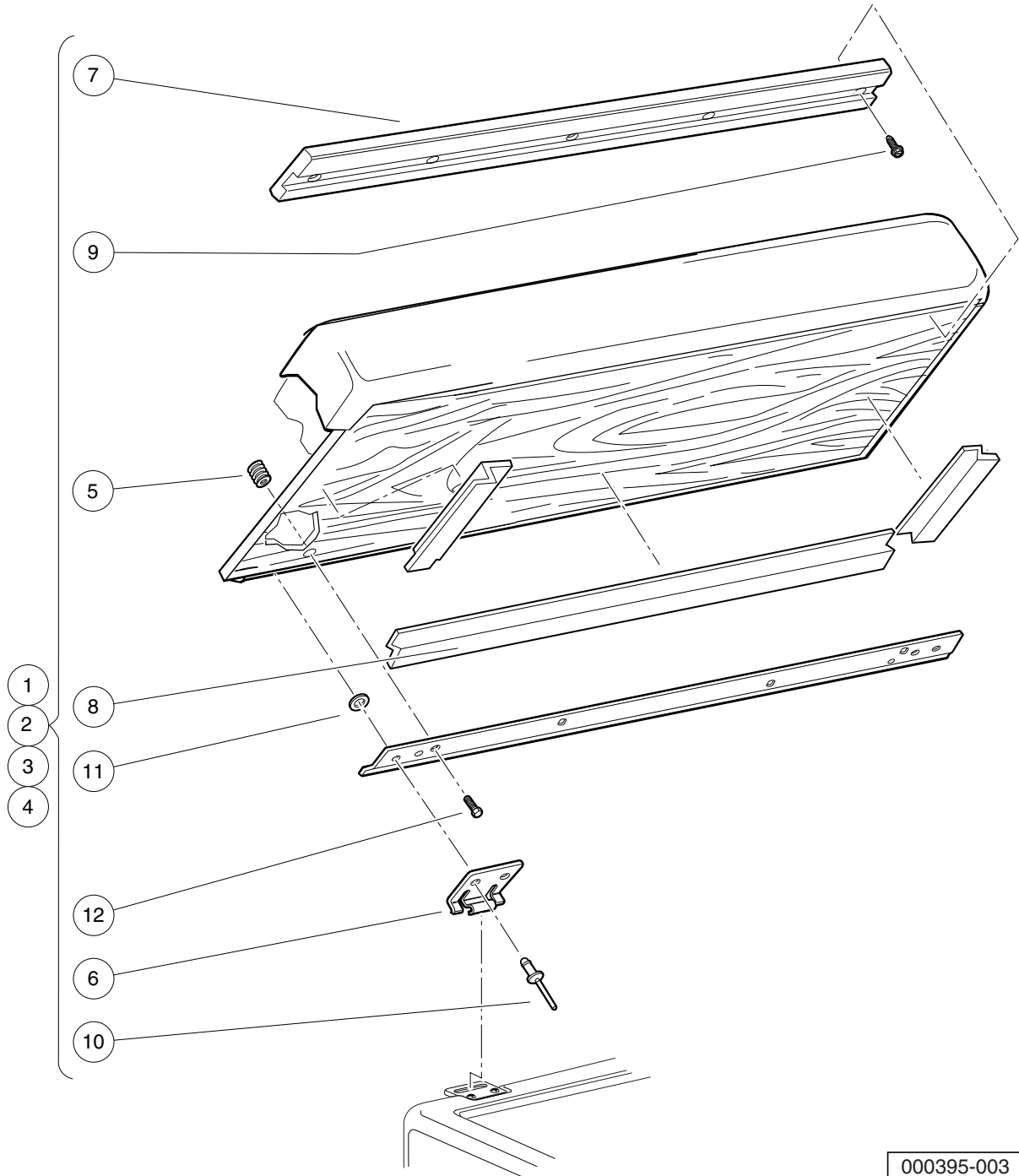

CENTER BODIES – VILLAGER 8 IQ PLUS VEHICLE

ITEM	PART NO.	DESCRIPTION	QTY
		1 2 3 4	
1	<u>1010434</u>	Barrel - Plastic	2
2	<u>1010993</u>	Body Kick Plate	2
3	<u>1012412</u>	Body, Hinge Plate	2
4	<u>1012581</u>	Washer, 0.609-inch OD, Nylon Cup	4
5	<u>101791901</u>	Bumper Guard Vinyl Trim	2
6	<u>102310701</u>	Screw, #8-18 x 0.375, Hex-Head Washer	8
7	<u>102945501</u>	Body, Beige, Center	1
8	<u>102945502</u>	Body, White, Center	1
9	<u>102945504</u>	Body, Gray, Center	1
10	<u>102945506</u>	Body, Red, Center	1
11	<u>102945508</u>	Body, Pacific Blue, Center	1
12	<u>102945509</u>	Body, Dark Green, Center	1
13	<u>102945510</u>	Body, Black, Center	1
14	<u>102945511</u>	Body, Classic Blue, Center	1
15	<u>102945512</u>	Body, Burgundy, Center	1
16	<u>103274001</u>	Body, Center, Elec, Beige	1
17	<u>103274002</u>	Body, Center, Elec, Wht	1
18	<u>103274004</u>	Body, Center, Elec, Gray	1
19	<u>103274006</u>	Body, Center, Elec, Red	1
20	<u>103274008</u>	Body, Center, Elec, Pacific Bl	1
21	<u>103274009</u>	Body, Center, Elec, Dk Green	1
22	<u>103274010</u>	Body, Center, Elec, Black	1
23	<u>103274011</u>	Body, Center, Elec, C/blu	1
24	<u>103274012</u>	Body, Center, Elec, Burgundy	1
25	<u>332</u>	Washer, 1/4 Type A Narrow Flat	8
26	<u>8233</u>	Locknut, 1/4-20, Nylon Insert	8
27	<u>8251</u>	Screw, 1/4-20 X 1.0 Truss-Head Machine	8

1
G
E

VILLAGER 8

VILLAGER 6



000395-003

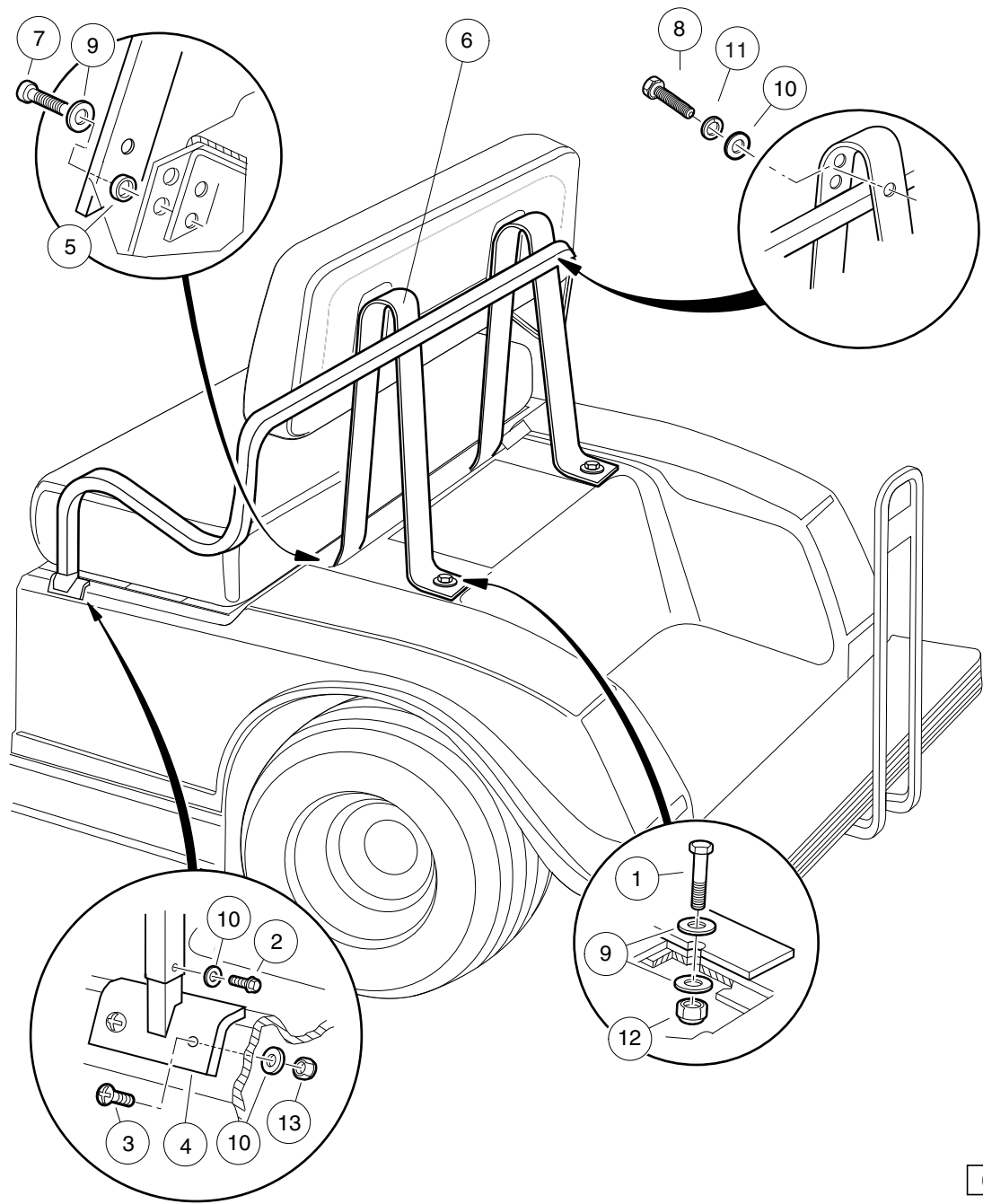
REAR, FORWARD-FACING SEAT BOTTOM

ITEM	PART NO.	DESCRIPTION	QTY
		1 2 3 4	
1	<u>101728202</u>	Seat Bottom Assembly, Rear, White	1
2	<u>101728204</u>	Seat Bottom Assembly, Rear, Beige	1
3	<u>101728211</u>	Seat Bottom Assembly, Rear, Black	1
4	<u>101728214</u>	Seat Bottom Assembly, Rear, Gray (includes items 5 through 12)	1
5	1010543	Insert - Wood	8
6	<u>1011652</u>	Hinge Plate	2
7	<u>1012597</u>	Seat Bumper	1
8	<u>1012657</u>	Seat Gasket, Long	1
9	<u>1017384</u>	Screw, #12 X .50 Hex, Washer-Head	5
10	<u>101880901</u>	Rivet, 3/16, Stainless-Steel, Pop	4
11	<u>101881701</u>	Washer, #8 Stainless-Steel Flat	4
12	<u>101954301</u>	Screw, 1/4-20 X 0.75 Hex-Head Cap	8

1
G
E

VILLAGER 8

VILLAGER 6



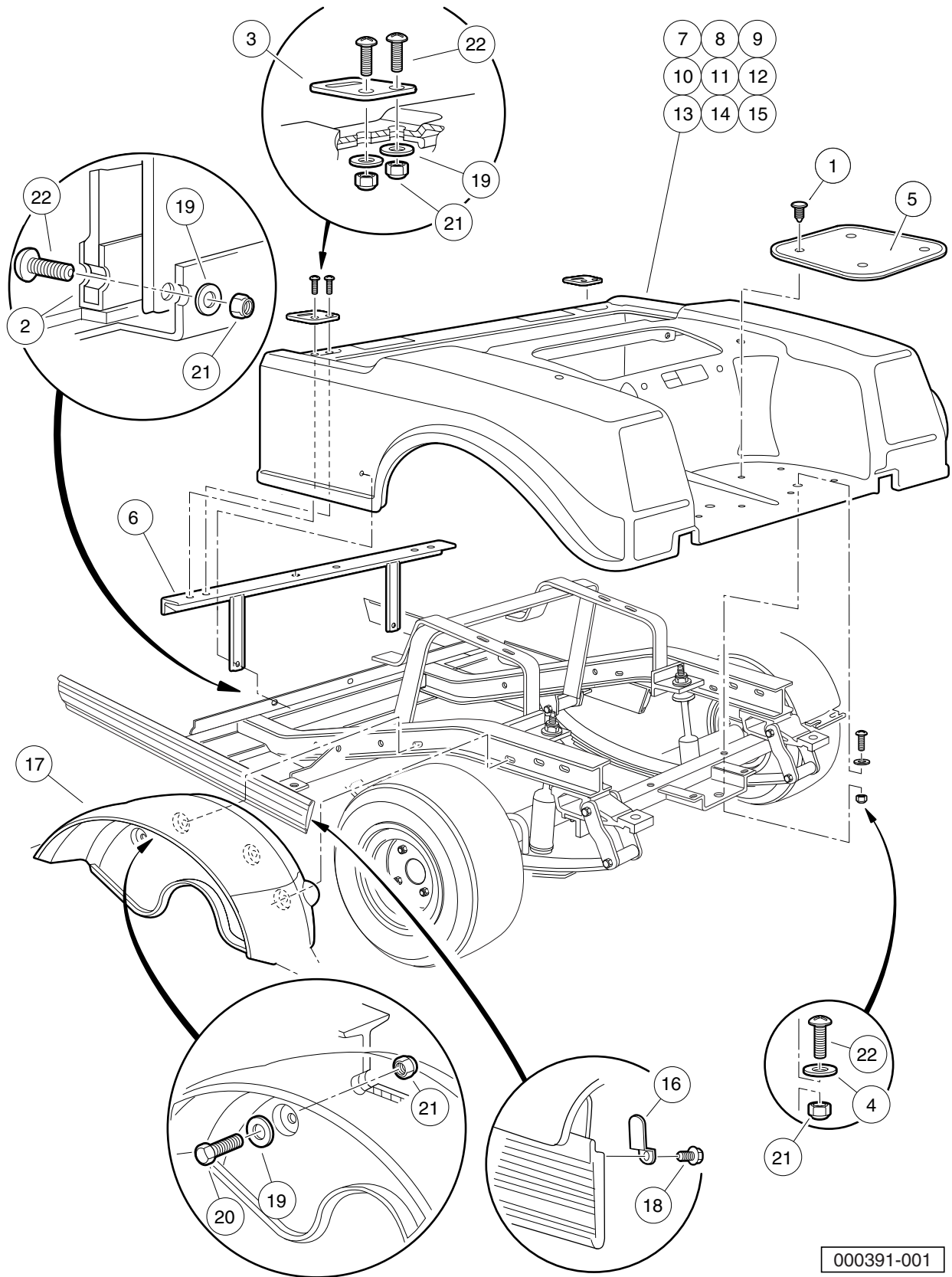
000397-002

ARMRESTS, REAR, FORWARD-FACING – VILLAGER 6 & 8 VEHICLES

ITEM	PART NO.	DESCRIPTION	QTY
		1 2 3 4	
1	<u>1010577</u>	Bolt, Hex-Head, 5/16-18 X 1.50	2
2	<u>1012285</u>	Screw, 1/4 X 0.625 Hex-Head	10
3	<u>1015902</u>	Screw, 1/4-20 X 1.25 Truss-Head	4
4	<u>1017310</u>	Armrest Mounting Weldment	2
5	1017774	Body Spacer	4
6	<u>101799201</u>	Armrest Weldment Rear	1
7	<u>101910401</u>	Screw, 5/16-18 X 1.25 Thrd Frm	4
8	<u>101954301</u>	Screw, 1/4-20 X 0.75 Hex-Head Cap	8
9	<u>1241</u>	Washer, 5/16 Type A Flat	6
10	<u>332</u>	Washer, 1/4 Type A Narrow Flat	14
11	<u>451</u>	Lockwasher, 1/4 Split	8
12	<u>7473</u>	Locknut, 5/16-18 Nylon Insert	2
13	<u>8233</u>	Locknut, 1/4-20, Nylon Insert	4

1
G
E

1
G
E



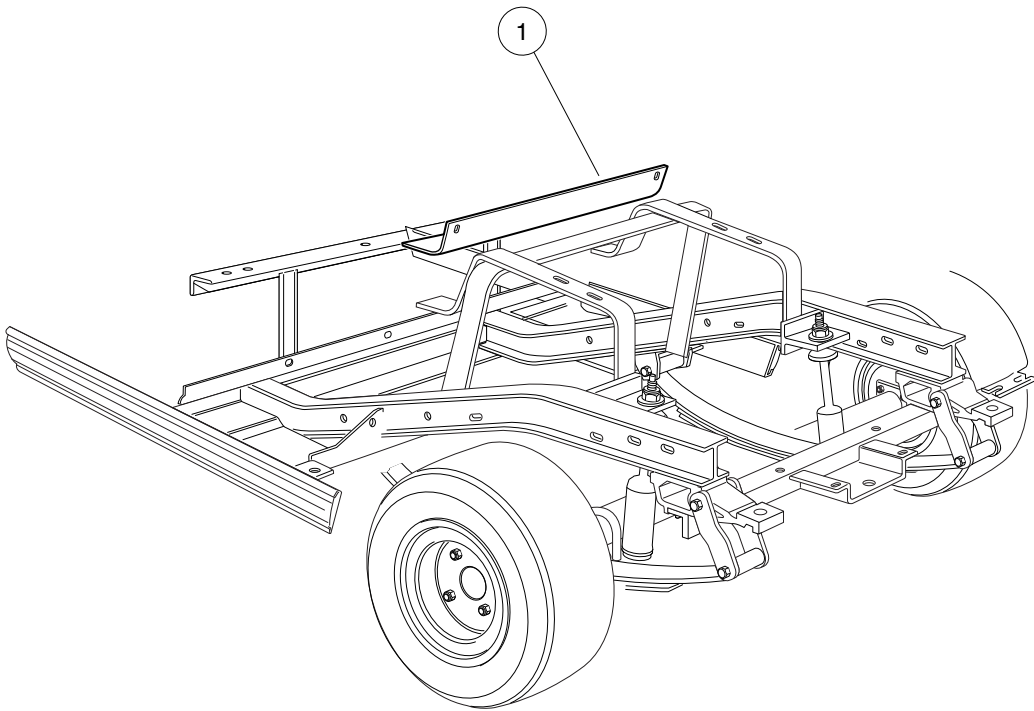
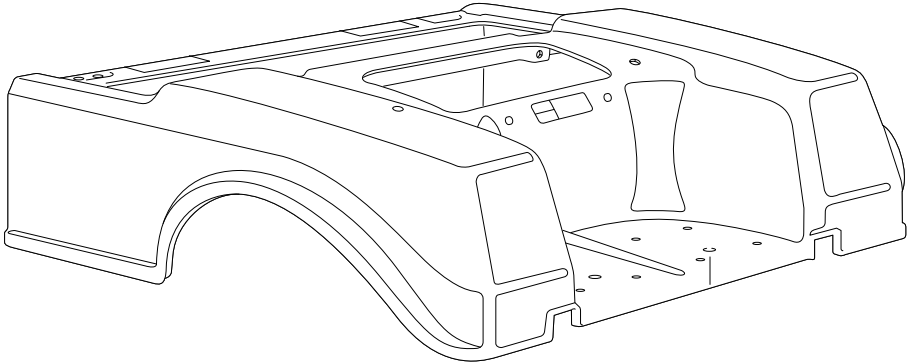
000391-001

REAR BODY AND FENDER – VILLAGER 6 & 8

ITEM	PART NO.	DESCRIPTION	QTY
		1 2 3 4	
1	<u>1010434</u>	Barrel - Plastic	8
2	<u>1010993</u>	Body Kick Plate	1
3	<u>1012412</u>	Body, Hinge Plate	2
4	<u>1014306</u>	Washer, 1/4" Type B Flat	2
5	<u>1014392</u>	Bag Rest Mat	2
6	<u>1017141</u>	Body Support Weldment	1
7	<u>101728701</u>	Body, Beige, TPO, Rear	1
8	<u>101728702</u>	Body, White, TPO, Rear	1
9	<u>101728704</u>	Body, Gray, TPO, Rear	1
10	<u>101728706</u>	Body, Red, TPO, Rear	1
11	<u>101728708</u>	Body, Royal Blue, TPO, Rear	1
12	<u>101728709</u>	Body, Dark Green, TPO, Rear	1
13	<u>101728710</u>	Body, Black, TPO, Rear	1
14	<u>101728711</u>	Body, Classic Blue, TPO, Rear	1
15	<u>101728712</u>	Body, Burgundy, TPO, Rear	1
16	<u>1017748</u>	Body Keeper Clip	2
17	<u>1017936</u>	Fender, Inner	2
18	<u>102310701</u>	Screw, #8-18 x 0.375, Hex-Head Washer	2
19	<u>332</u>	Washer, 1/4 Type A Narrow Flat	10
20	<u>7847</u>	Screw, 1/4-20 X 0.75 Hex-Head Cap	4
21	<u>8233</u>	Locknut, 1/4-20, Nylon Insert	12
22	<u>8251</u>	Screw, 1/4-20 X 1.0 Truss-Head Machine	8

1
G
E

1
G
E



000392-001

HEAT SHIELD, TRANSPORTER, VILL 6 & 8, XRT800/850 REAR BODY – GAS

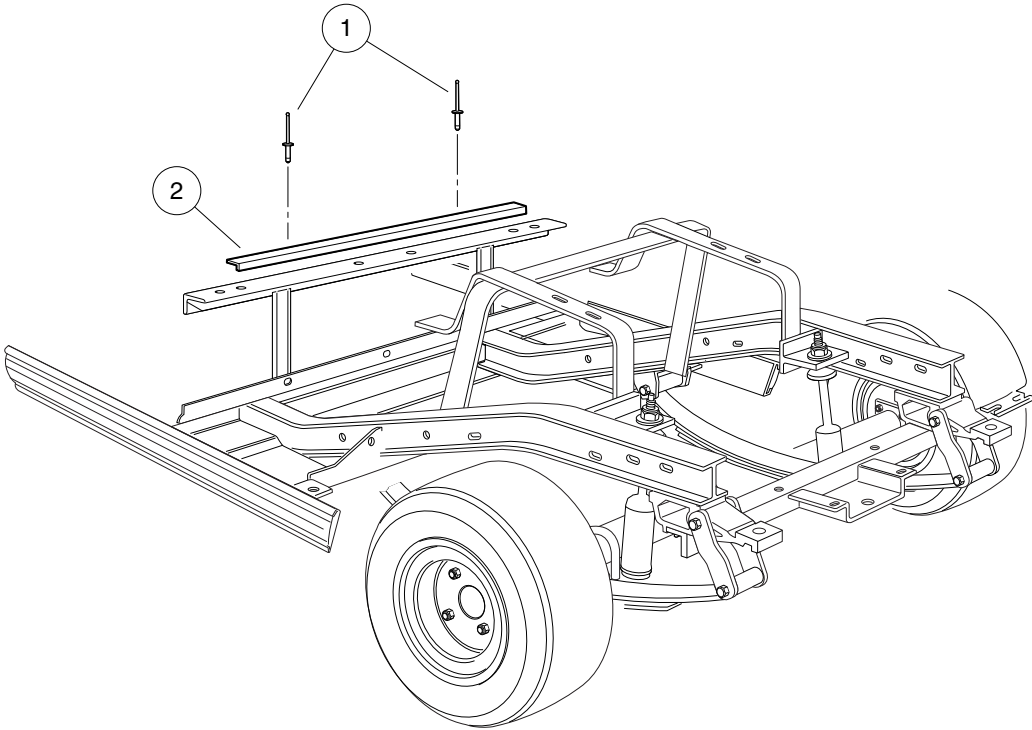
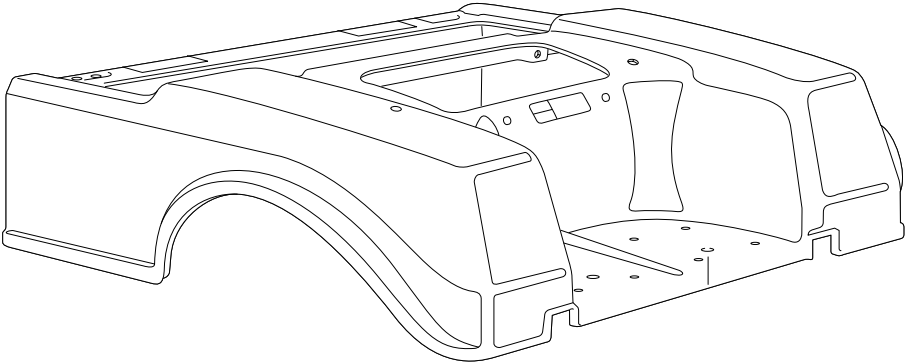
ITEM	PART NO.	DESCRIPTION	QTY
1	<u>101806901</u>	<div style="display: flex; justify-content: space-between; margin-bottom: 5px;"> 1 2 3 4 </div> Shield, Heat	1

1

G

E

1
G
E



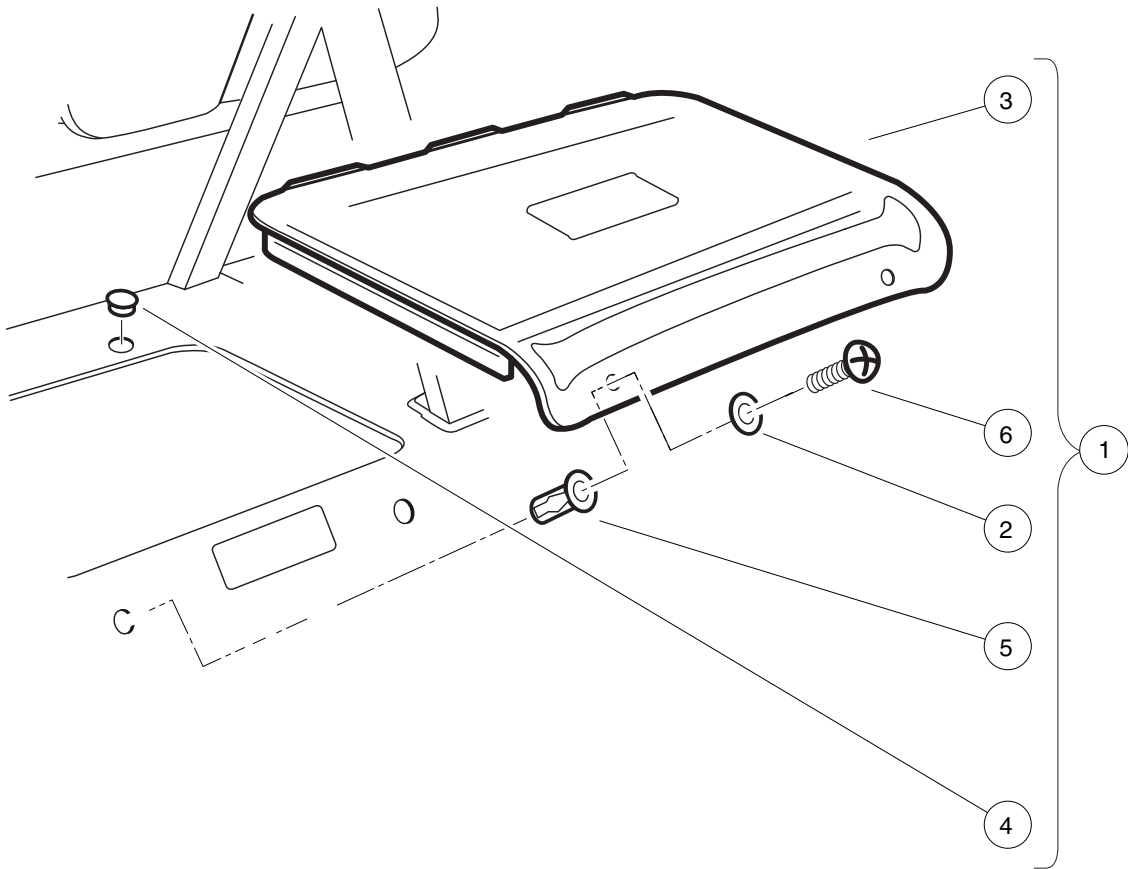
000393-001

BATTERY INSULATOR, TRANSPORTER, VILL 6 & 8, XRT850 REAR BODY – ELECTRIC

ITEM	PART NO.	DESCRIPTION	QTY
		1 2 3 4	
1	<u>1013357</u>	Rivet, 5/32 Aluminum Pop	2
2	<u>101837001</u>	Battery Insulator	1

1
G
E

1
G
E



000783-002

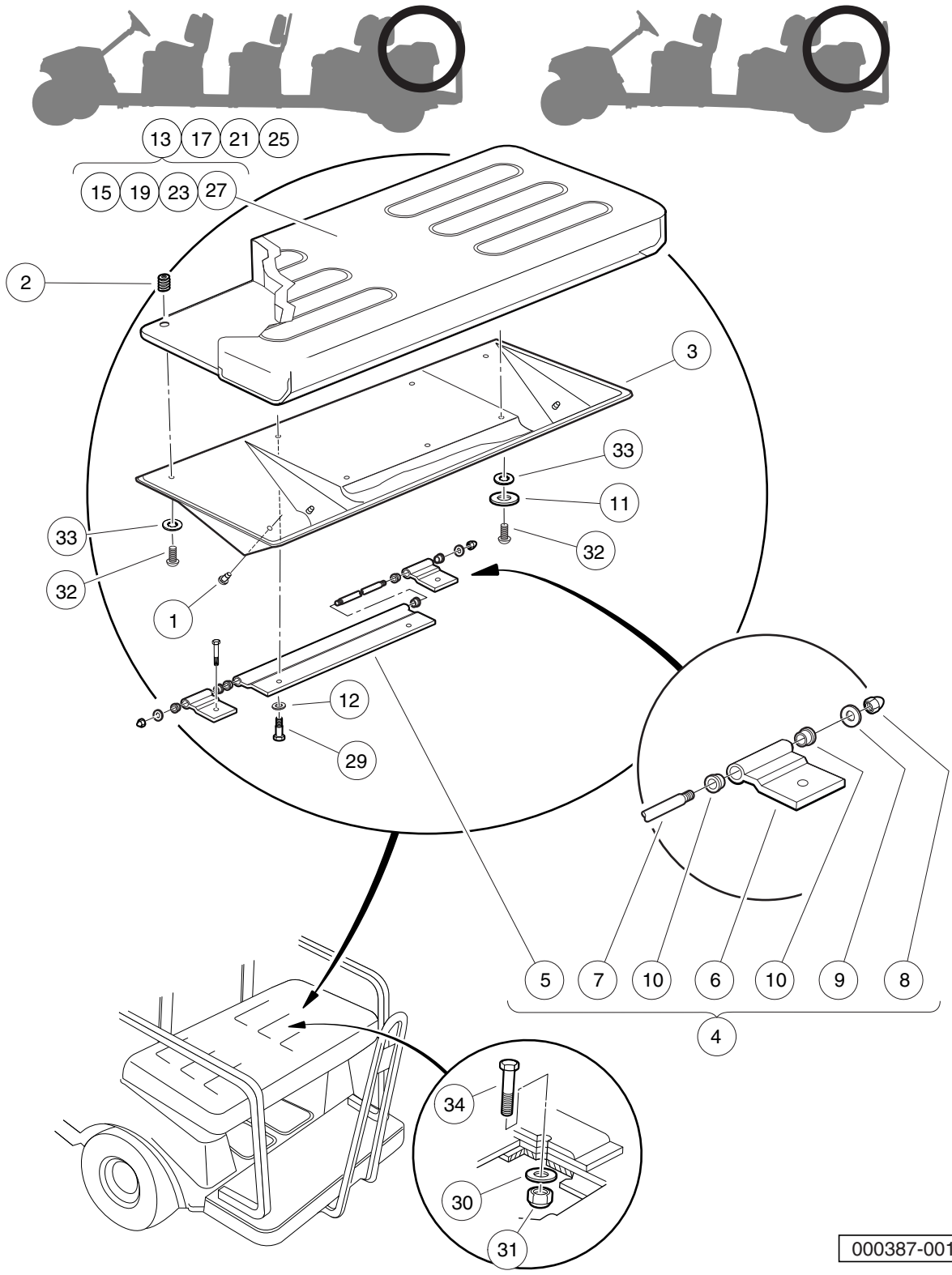
REAR ACCESS DOOR

ITEM	PART NO.	DESCRIPTION	QTY
		1 2 3 4	
1	<u>1013218</u>	Kit, Access Door Black (includes items 2 through 6)	1
2	<u>1012581</u>	Washer, 0.609-inch OD, Nylon Cup	2
3	<u>1013032</u>	Molded Access Door Black	1
4	<u>1013216</u>	Plug, Button	2
5	<u>1015525</u>	Nut, 1/4-20 Blind	2
6	<u>8251</u>	Screw, 1/4-20 X 1.0 Truss-Head Machine	2

1
G
E

VILLAGER 8

VILLAGER 6



000387-001

REAR-FACING SEAT BOTTOM – VILLAGER VEHICLES

ITEM	PART NO.	DESCRIPTION	QTY
		1 2 3 4	
1	<u>1010436</u>	Bumper, Rubber	4
2	<u>1010543</u>	Insert - Wood	7
3	<u>1011210</u>	Seat Support 4-Passenger	1
4	<u>1011219</u>	Hinge Assembly 4 Passenger (includes items 5 through 10)	1
5	<u>1011220</u>	Hinge Long 4 Passenger	1
6	<u>1011221</u>	Hinge Short 4 Passenger	2
7	<u>1011222</u>	Pin, Hinge, Long, 4-Pass	1
8	<u>1015091</u>	Nut, 1/4-20 Stainless-Steel Center-Lock Cap	2
9	<u>332</u>	Washer, 1/4 Type A Narrow Flat	2
10	8028	Rotor Stop, FNR	6
11	<u>1011578</u>	Washer, 5/16 Type B Flat	3
12	<u>1014007</u>	Washer, 1/4, Flat	2
13	<u>101564804</u>	Seat Bottom Assembly, Buff (includes items 14 through 16)	1
14	N/A	Foam, Seat	1
15	<u>101562711</u>	Vinyl Cover, Seat Bottom, Buff	1
16	N/A	Plywood Assy	1
17	<u>101564805</u>	Seat Bottom Assembly, White (includes items 18 through 20)	1
18	N/A	Foam, Seat	1
19	<u>101562712</u>	Vinyl Cover, Seat Bottom, White	1
20	N/A	Plywood Assy	1
21	<u>101564807</u>	Seat Bottom Assembly, Gray (includes items 22 through 24)	1
22	N/A	Foam, Seat	1
23	<u>101562715</u>	Vinyl Cover, Seat Bottom, Gray	1
24	N/A	Plywood Assy	1
25	<u>101564808</u>	Seat Bottom Assembly, Black (includes items 26 through 28)	1
26	N/A	Foam, Seat	1
27	<u>101562714</u>	Vinyl Cover, Seat Bottom, Black	1
28	N/A	Plywood Assy	1
29	1016916	Screw, 1/4-20 X 1.50 Hex-Head Cap	2
30	<u>1241</u>	Washer, 5/16 Type A Flat	2
31	<u>7473</u>	Locknut, 5/16-18 Nylon Insert	2
32	<u>8251</u>	Screw, 1/4-20 X 1.0 Truss-Head Machine	5
33	<u>8304</u>	Lockwasher, 1/4 Type A Int.tth	5
34	<u>8963</u>	Screw, 5/16-18 X 1.75 Hex-Head Cap	2
<p>Note: Sub-components contained in items 17, 21, and 25 are the same as those shown for item 13, except for the vinyl seat covers.</p>			

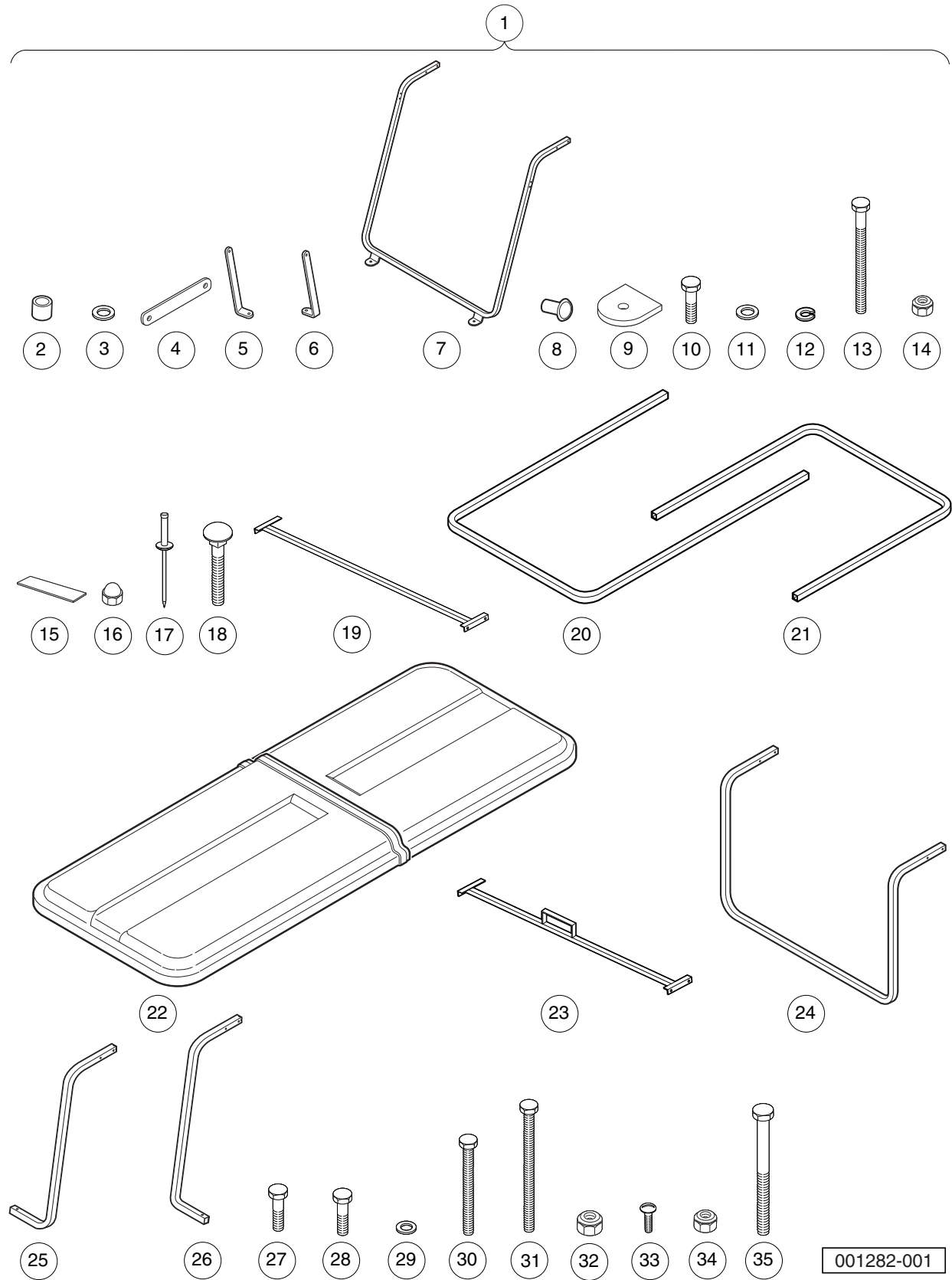
1
G
E

REAR FOOTREST, ARMRESTS AND HANDRAILS – DS VILLAGER 4, VILLAGER 6 AND 8

ITEM	PART NO.	DESCRIPTION	QTY
		1 2 3 4	
1	<u>1011988</u>	Screw, 1/4-20 X 2.00 Phillips Truss-Head	8
2	<u>1016842</u>	Rear Seat Handrail Weldment	1
3	<u>101841101</u>	Rear Foot Rest Asm (includes items 4 through 9)	1
4	<u>1010434</u>	Barrel - Plastic	8
5	<u>1010435</u>	Bolt, Carriage, 5/16-18 X 1.00	4
6	<u>1016668</u>	Connecting Bar	2
7	<u>1016835</u>	Bumper, Side Trim	1
8	<u>101840901</u>	Foot Rest Mat	1
9	<u>7473</u>	Locknut, 5/16-18 Nylon Insert	2
10	<u>101841201</u>	Armrest, Seat, Rear, Right-Hand	1
11	<u>101841202</u>	Armrest, Seat, Rear, Left-Hand	1
12	<u>101841301</u>	Armrest Bracket	1
13	<u>1218</u>	Screw, 5/16-18 X 1.25 Hex-Head Cap	5
14	<u>1241</u>	Washer, 5/16 Type A Flat	9
15	<u>332</u>	Washer, 1/4 Type A Narrow Flat	8
16	<u>7410</u>	Screw, 5/16-18 X 1.25 Truss Hd	2
17	<u>7473</u>	Locknut, 5/16-18 Nylon Insert	9
18	<u>8233</u>	Locknut, 1/4-20, Nylon Insert	8

1
G
E

1
G
E

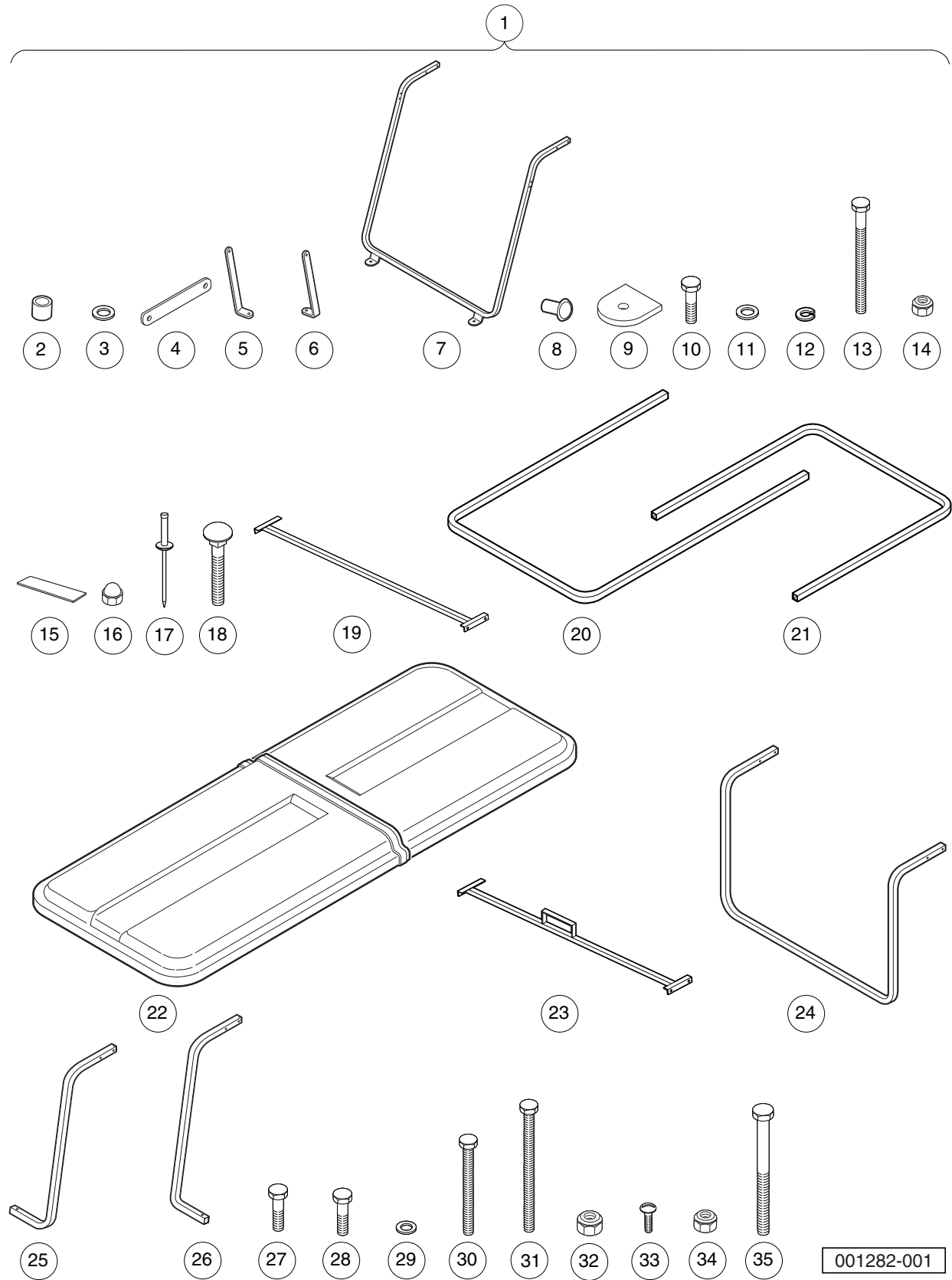


CANOPY KIT, WHITE – VILLAGER 6 WITH REAR-FACING SEATS

ITEM	PART NO.	DESCRIPTION	QTY
		1 2 3 4	
1	<u>101816701</u>	Canopy Top Wht Vill W/rear St (includes items 2 through 35)	1
2	<u>1010237</u>	Bushing	2
3	<u>1011697</u>	Washer, 5/16 Flat	2
4	<u>1011852</u>	Plate, Canopy Trim	10
5	<u>1011862</u>	Brace, Right-Hand Canopy Mount Knee	1
6	<u>1011865</u>	Brace, Left-Hand Canopy Mount Knee	1
7	<u>1011868</u>	Weldment, Windshield Frame	1
8	<u>1011878</u>	T-nut, 1/4-20 X .310 Capped	2
9	<u>1011883</u>	Pad, Windshield Frame Mounting	2
10	<u>1011937</u>	Bolt, 5/16-18 X 1.25 Hex Head	2
11	<u>1011964</u>	Washer, 1/4 Flat	16
12	<u>1011965</u>	Lockwasher, 1/4 Split Ss	2
13	<u>1012159</u>	Bolt, 1/4-20 X 2.75 Hex-Head	8
14	<u>1013061</u>	Locknut, #10-32 Nylon Insert	8
15	<u>1014471</u>	Tape, Vinyl Foam 1/8" x 3/4"	20
16	<u>1015091</u>	Nut, 1/4-20 Stainless-Steel Center-Lock Cap	4
17	<u>1015392</u>	Rivet, 3/16 Pop	8
18	<u>1015405</u>	Bolt, Carriage, 5/16-18 X 2.0	2
19	<u>1016781</u>	Hanger Weldment	1
20	<u>1016793</u>	Top Front Support	1
21	<u>1016794</u>	Top Rear Support	1
22	<u>101679902</u>	Canopy Front & Rear White	1
23	<u>1017185</u>	Hanger Weldment Front	1
24	<u>101815301</u>	Brace, Rear Canopy	1
25	<u>101815401</u>	Canopy Side Brace Lh	1
26	<u>101815402</u>	Canopy Side Brace Rh	1
27	<u>1218</u>	Screw, 5/16-18 X 1.25 Hex-Head Cap	2
28	<u>1703</u>	Screw, 1/4-20 X 1.50 Hx Hd Cap	2
29	<u>183</u>	Washer, #10, Type A, Flat	16
30	<u>324</u>	Screw, 1/4-20 X 2.50 Hx Hd Cap	4
31	<u>343</u>	Screw, 1/4-20 X 3.00 Hx Hd Cap	4
32	<u>7473</u>	Locknut, 5/16-18 Nylon Insert	2
33	<u>8104</u>	Screw, #10-32 X .75 Rd Hd Mach	8
34	<u>8233</u>	Locknut, 1/4-20, Nylon Insert	12
35	<u>8915</u>	Screw, 5/16-18 X 3.0 Hx Hd Cap	2

1
G
E

1
G
E

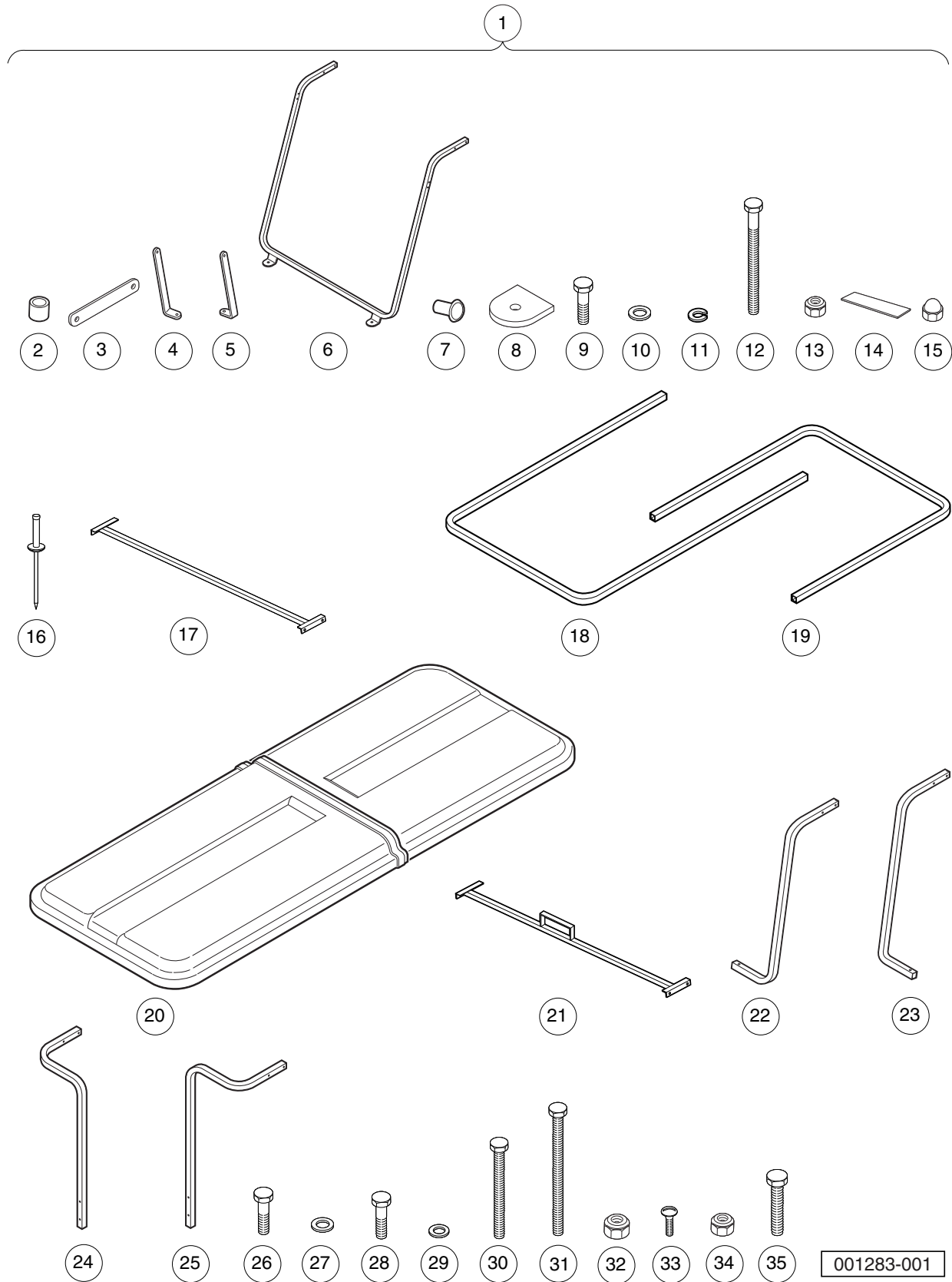


CANOPY KIT, BEIGE – VILLAGER 6 WITH REAR-FACING SEATS

ITEM	PART NO.	DESCRIPTION	QTY
		1 2 3 4	
1	<u>101816702</u>	Canopy Beige Vill W/rear St (includes items 2 through 35)	1
2	<u>1010237</u>	Bushing	2
3	<u>1011697</u>	Washer, 5/16 Flat	2
4	<u>1011852</u>	Plate, Canopy Trim	10
5	<u>1011862</u>	Brace, Right-Hand Canopy Mount Knee	1
6	<u>1011865</u>	Brace, Left-Hand Canopy Mount Knee	1
7	<u>1011868</u>	Weldment, Windshield Frame	1
8	<u>1011878</u>	T-nut, 1/4-20 X .310 Capped	2
9	<u>1011883</u>	Pad, Windshield Frame Mounting	2
10	<u>1011937</u>	Bolt, 5/16-18 X 1.25 Hex Head	2
11	<u>1011964</u>	Washer, 1/4 Flat	16
12	<u>1011965</u>	Lockwasher, 1/4 Split Ss	2
13	<u>1012159</u>	Bolt, 1/4-20 X 2.75 Hex-Head	8
14	<u>1013061</u>	Locknut, #10-32 Nylon Insert	8
15	<u>1014471</u>	Tape, Vinyl Foam 1/8" x 3/4"	20
16	<u>1015091</u>	Nut, 1/4-20 Stainless-Steel Center-Lock Cap	4
17	<u>1015392</u>	Rivet, 3/16 Pop	8
18	<u>1015405</u>	Bolt, Carriage, 5/16-18 X 2.0	2
19	<u>1016781</u>	Hanger Weldment	1
20	<u>1016793</u>	Top Front Support	1
21	<u>1016794</u>	Top Rear Support	1
22	<u>101679901</u>	Canopy Front & Rear Beige	1
23	<u>1017185</u>	Hanger Weldment Front	1
24	<u>101815301</u>	Brace, Rear Canopy	1
25	<u>101815401</u>	Canopy Side Brace Lh	1
26	<u>101815402</u>	Canopy Side Brace Rh	1
27	<u>1218</u>	Screw, 5/16-18 X 1.25 Hex-Head Cap	2
28	<u>1703</u>	Screw, 1/4-20 X 1.50 Hx Hd Cap	2
29	<u>183</u>	Washer, #10, Type A, Flat	16
30	<u>324</u>	Screw, 1/4-20 X 2.50 Hx Hd Cap	4
31	<u>343</u>	Screw, 1/4-20 X 3.00 Hx Hd Cap	4
32	<u>7473</u>	Locknut, 5/16-18 Nylon Insert	2
33	<u>8104</u>	Screw, #10-32 X .75 Rd Hd Mach	8
34	<u>8233</u>	Locknut, 1/4-20, Nylon Insert	12
35	<u>8915</u>	Screw, 5/16-18 X 3.0 Hx Hd Cap	2

1
G
E

1
G
E

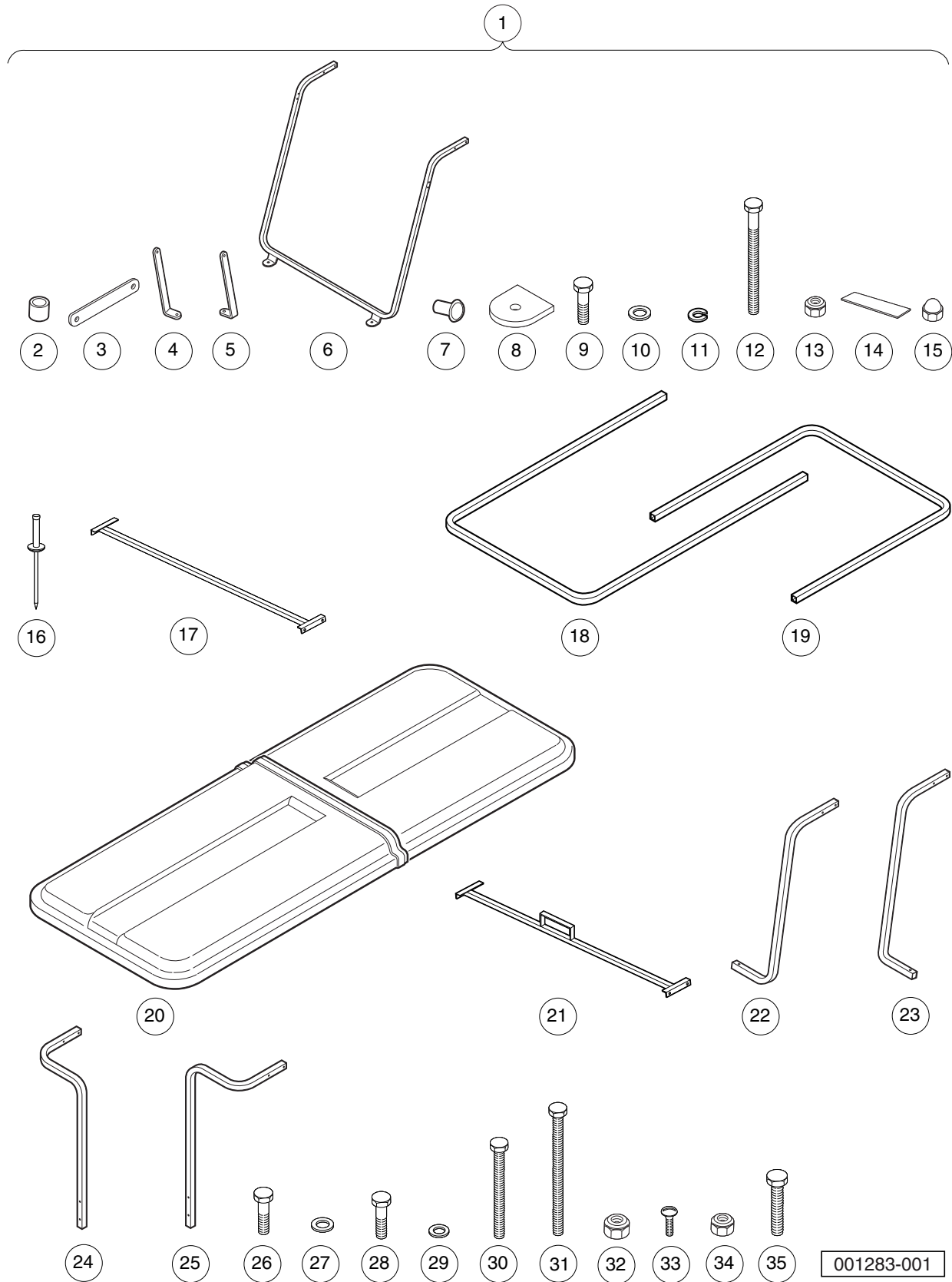


CANOPY KIT, WHITE – VILLAGER 6 WITH FLAT BED

ITEM	PART NO.	DESCRIPTION	QTY
		1 2 3 4	
1	<u>101838001</u>	Canopy Top Wht Vill W/cargo Bd (includes items 2 through 35)	1
2	<u>1010237</u>	Bushing	2
3	<u>1011852</u>	Plate, Canopy Trim	10
4	<u>1011862</u>	Brace, Right-Hand Canopy Mount Knee	1
5	<u>1011865</u>	Brace, Left-Hand Canopy Mount Knee	1
6	<u>1011868</u>	Weldment, Windshield Frame	1
7	<u>1011878</u>	T-nut, 1/4-20 X .310 Capped	2
8	<u>1011883</u>	Pad, Windshield Frame Mounting	2
9	<u>1011937</u>	Bolt, 5/16-18 X 1.25 Hex Head	2
10	<u>1011964</u>	Washer, 1/4 Flat	16
11	<u>1011965</u>	Lockwasher, 1/4 Split Ss	2
12	<u>1012159</u>	Bolt, 1/4-20 X 2.75 Hex-Head	8
13	<u>1013061</u>	Locknut, #10-32 Nylon Insert	8
14	<u>1014471</u>	Tape, Vinyl Foam 1/8" x 3/4"	20
15	<u>1015091</u>	Nut, 1/4-20 Stainless-Steel Center-Lock Cap	4
16	<u>1015392</u>	Rivet, 3/16 Pop	8
17	<u>1016781</u>	Hanger Weldment	1
18	<u>1016793</u>	Top Front Support	1
19	<u>1016794</u>	Top Rear Support	1
20	<u>101679902</u>	Canopy Front & Rear White	1
21	<u>1017185</u>	Hanger Weldment Front	1
22	<u>101815401</u>	Canopy Side Brace Lh	1
23	<u>101815402</u>	Canopy Side Brace Rh	1
24	<u>101837801</u>	Rear Canopy Brace Rh	1
25	<u>101837802</u>	Rear Canopy Brace Lh	1
26	<u>1218</u>	Screw, 5/16-18 X 1.25 Hex-Head Cap	2
27	<u>1241</u>	Washer, 5/16 Type A Flat	4
28	<u>1703</u>	Screw, 1/4-20 X 1.50 Hx Hd Cap	2
29	<u>183</u>	Washer, #10, Type A, Flat	16
30	<u>324</u>	Screw, 1/4-20 X 2.50 Hx Hd Cap	4
31	<u>343</u>	Screw, 1/4-20 X 3.00 Hx Hd Cap	4
32	<u>7473</u>	Locknut, 5/16-18 Nylon Insert	4
33	<u>8104</u>	Screw, #10-32 X .75 Rd Hd Mach	8
34	<u>8233</u>	Locknut, 1/4-20, Nylon Insert	12
35	<u>8963</u>	Screw, 5/16-18 X 1.75 Hex-Head Cap	4

1
G
E

1
G
E


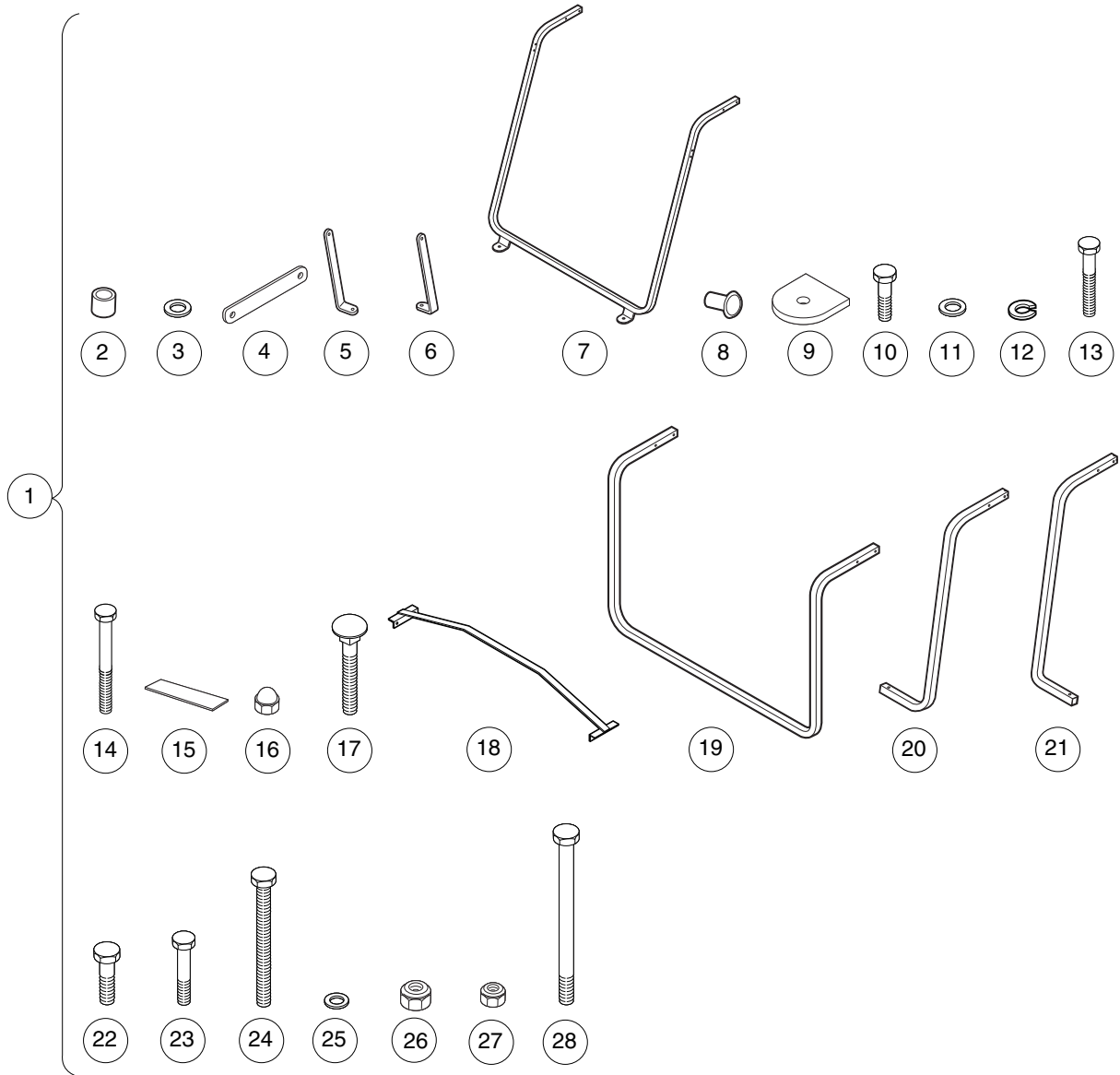


CANOPY KIT, BEIGE – VILLAGER 6 WITH FLAT BED

ITEM	PART NO.	DESCRIPTION	QTY
		1 2 3 4	
1	<u>101838002</u>	Canopy Beige Vill W/cargo Bd (includes items 2 through 35)	1
2	<u>1010237</u>	Bushing	2
3	<u>1011852</u>	Plate, Canopy Trim	10
4	<u>1011862</u>	Brace, Right-Hand Canopy Mount Knee	1
5	<u>1011865</u>	Brace, Left-Hand Canopy Mount Knee	1
6	<u>1011868</u>	Weldment, Windshield Frame	1
7	<u>1011878</u>	T-nut, 1/4-20 X .310 Capped	2
8	<u>1011883</u>	Pad, Windshield Frame Mounting	2
9	<u>1011937</u>	Bolt, 5/16-18 X 1.25 Hex Head	2
10	<u>1011964</u>	Washer, 1/4 Flat	16
11	<u>1011965</u>	Lockwasher, 1/4 Split Ss	2
12	<u>1012159</u>	Bolt, 1/4-20 X 2.75 Hex-Head	8
13	<u>1013061</u>	Locknut, #10-32 Nylon Insert	8
14	<u>1014471</u>	Tape, Vinyl Foam 1/8" x 3/4"	20
15	<u>1015091</u>	Nut, 1/4-20 Stainless-Steel Center-Lock Cap	4
16	<u>1015392</u>	Rivet, 3/16 Pop	8
17	<u>1016781</u>	Hanger Weldment	1
18	<u>1016793</u>	Top Front Support	1
19	<u>1016794</u>	Top Rear Support	1
20	<u>101679901</u>	Canopy Front & Rear Beige	1
21	<u>1017185</u>	Hanger Weldment Front	1
22	<u>101815401</u>	Canopy Side Brace Lh	1
23	<u>101815402</u>	Canopy Side Brace Rh	1
24	<u>101837801</u>	Rear Canopy Brace Rh	1
25	<u>101837802</u>	Rear Canopy Brace Lh	1
26	<u>1218</u>	Screw, 5/16-18 X 1.25 Hex-Head Cap	2
27	<u>1241</u>	Washer, 5/16 Type A Flat	4
28	<u>1703</u>	Screw, 1/4-20 X 1.50 Hx Hd Cap	2
29	<u>183</u>	Washer, #10, Type A, Flat	16
30	<u>324</u>	Screw, 1/4-20 X 2.50 Hx Hd Cap	4
31	<u>343</u>	Screw, 1/4-20 X 3.00 Hx Hd Cap	4
32	<u>7473</u>	Locknut, 5/16-18 Nylon Insert	4
33	<u>8104</u>	Screw, #10-32 X .75 Rd Hd Mach	8
34	<u>8233</u>	Locknut, 1/4-20, Nylon Insert	12
35	<u>8963</u>	Screw, 5/16-18 X 1.75 Hex-Head Cap	4

1
G
E

1
G
E



29


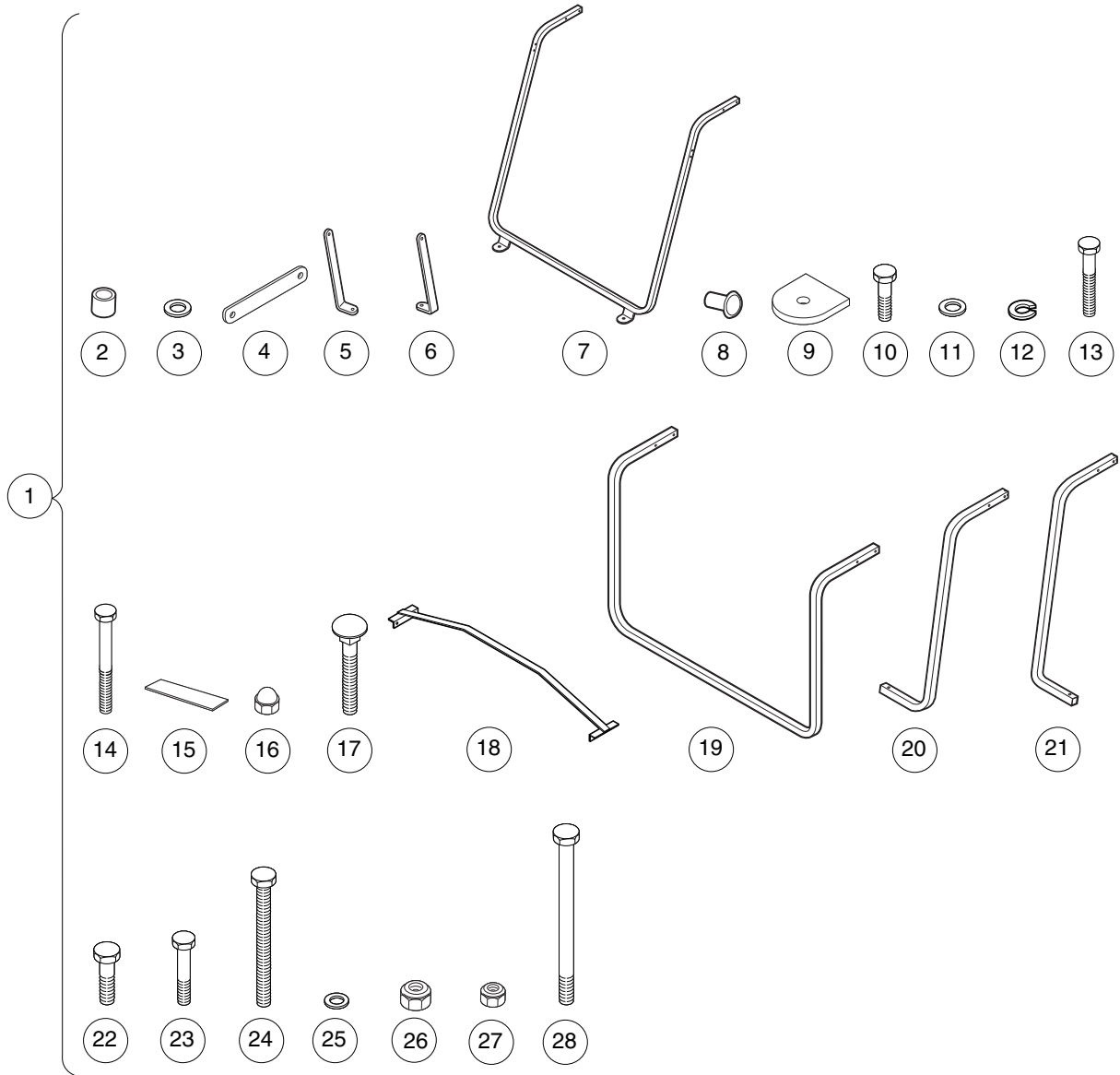
001284-001

CANOPY KIT, WHITE – VILLAGER 8 WITH REAR-FACING SEATS

ITEM	PART NO.	DESCRIPTION	QTY
		1 2 3 4	
1	<u>101805801</u>	Canopy Hardware Kit (includes items 2 through 28)	1
2	<u>1010237</u>	Bushing	2
3	<u>1011697</u>	Washer, 5/16 Flat	2
4	<u>1011852</u>	Plate, Canopy Trim	4
5	<u>1011862</u>	Brace, Right-Hand Canopy Mount Knee	1
6	<u>1011865</u>	Brace, Left-Hand Canopy Mount Knee	1
7	<u>1011868</u>	Weldment, Windshield Frame	1
8	<u>1011878</u>	T-nut, 1/4-20 X .310 Capped	2
9	<u>1011883</u>	Pad, Windshield Frame Mounting	2
10	<u>1011937</u>	Bolt, 5/16-18 X 1.25 Hex Head	2
11	<u>1011964</u>	Washer, 1/4 Flat	2
12	<u>1011965</u>	Lockwasher, 1/4 Split Ss	2
13	<u>1013509</u>	Screw, 1/4-20 X 1.75 Hx Hd Cap	4
14	<u>1014201</u>	Screw, 1/4-20 X 2.25 Hex Cap	16
15	<u>1014471</u>	Tape, Vinyl Foam 1/8" x 3/4"	20
16	<u>1015091</u>	Nut, 1/4-20 Stainless-Steel Center-Lock Cap	8
17	<u>1015405</u>	Bolt, Carriage, 5/16-18 X 2.0	2
18	<u>101800201</u>	Canopy Top Brace Weldment	2
19	<u>101805601</u>	Rear Brace XI Canopy	1
20	<u>101815401</u>	Canopy Side Brace Lh	2
21	<u>101815402</u>	Canopy Side Brace Rh	2
22	<u>1218</u>	Screw, 5/16-18 X 1.25 Hex-Head Cap	2
23	<u>1703</u>	Screw, 1/4-20 X 1.50 Hx Hd Cap	2
24	<u>324</u>	Screw, 1/4-20 X 2.50 Hx Hd Cap	12
25	<u>332</u>	Washer, 1/4 Type A Narrow Flat	56
26	<u>7473</u>	Locknut, 5/16-18 Nylon Insert	2
27	<u>8233</u>	Locknut, 1/4-20, Nylon Insert	24
28	<u>8915</u>	Screw, 5/16-18 X 3.0 Hx Hd Cap	2
29	<u>101835501</u>	XI Canopy - White	1

1
G
E

1
G
E



29


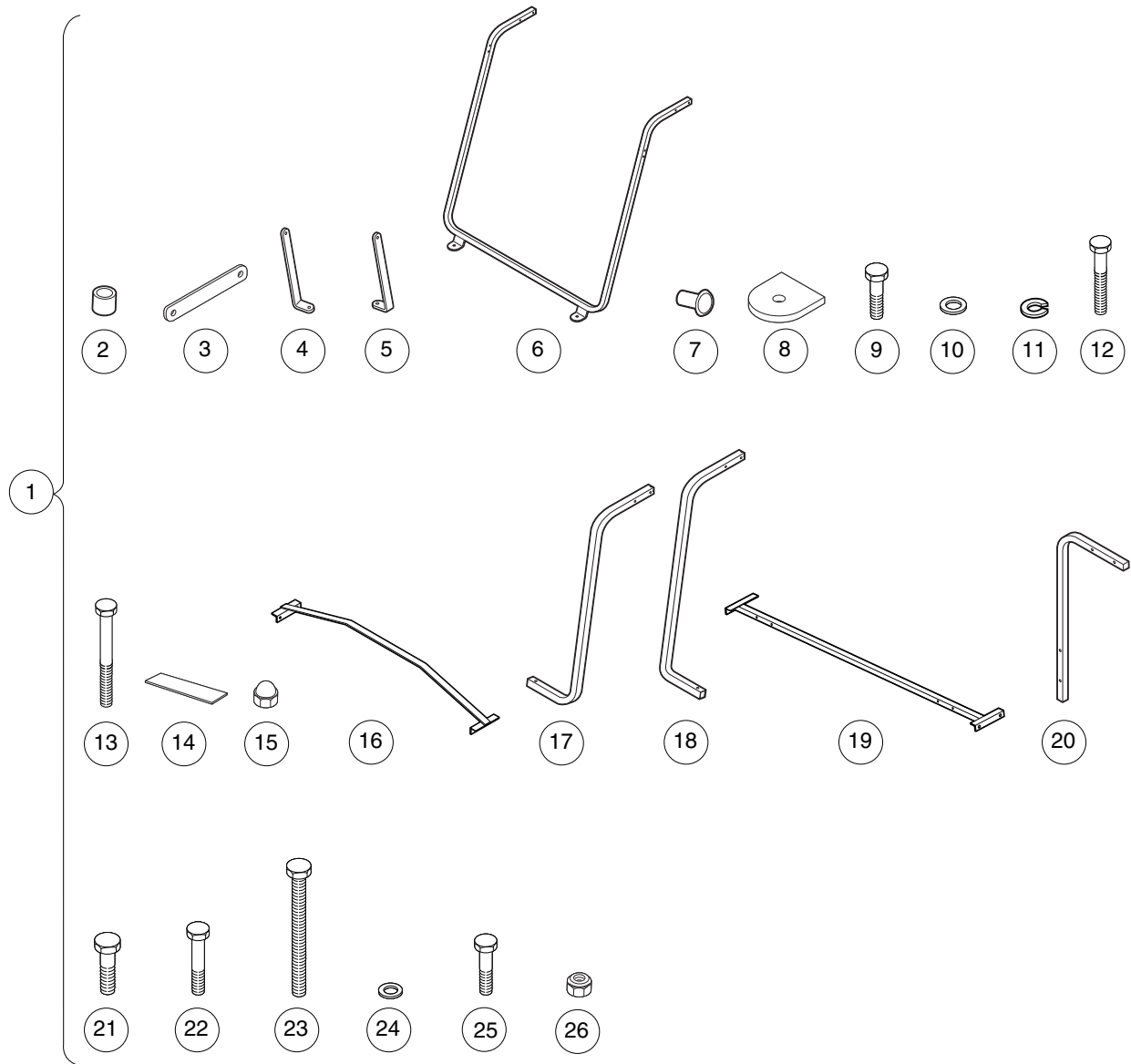
001284-001

CANOPY KIT, BEIGE – VILLAGER 8 WITH REAR-FACING SEATS

ITEM	PART NO.	DESCRIPTION	QTY
		1 2 3 4	
1	<u>101805801</u>	Canopy Hardware Kit (includes items 2 through 28)	1
2	<u>1010237</u>	Bushing	2
3	<u>1011697</u>	Washer, 5/16 Flat	2
4	<u>1011852</u>	Plate, Canopy Trim	4
5	<u>1011862</u>	Brace, Right-Hand Canopy Mount Knee	1
6	<u>1011865</u>	Brace, Left-Hand Canopy Mount Knee	1
7	<u>1011868</u>	Weldment, Windshield Frame	1
8	<u>1011878</u>	T-nut, 1/4-20 X .310 Capped	2
9	<u>1011883</u>	Pad, Windshield Frame Mounting	2
10	<u>1011937</u>	Bolt, 5/16-18 X 1.25 Hex Head	2
11	<u>1011964</u>	Washer, 1/4 Flat	2
12	<u>1011965</u>	Lockwasher, 1/4 Split Ss	2
13	<u>1013509</u>	Screw, 1/4-20 X 1.75 Hx Hd Cap	4
14	<u>1014201</u>	Screw, 1/4-20 X 2.25 Hex Cap	16
15	<u>1014471</u>	Tape, Vinyl Foam 1/8" x 3/4"	20
16	<u>1015091</u>	Nut, 1/4-20 Stainless-Steel Center-Lock Cap	8
17	<u>1015405</u>	Bolt, Carriage, 5/16-18 X 2.0	2
18	<u>101800201</u>	Canopy Top Brace Weldment	2
19	<u>101805601</u>	Rear Brace XI Canopy	1
20	<u>101815401</u>	Canopy Side Brace Lh	2
21	<u>101815402</u>	Canopy Side Brace Rh	2
22	<u>1218</u>	Screw, 5/16-18 X 1.25 Hex-Head Cap	2
23	<u>1703</u>	Screw, 1/4-20 X 1.50 Hx Hd Cap	2
24	<u>324</u>	Screw, 1/4-20 X 2.50 Hx Hd Cap	12
25	<u>332</u>	Washer, 1/4 Type A Narrow Flat	56
26	<u>7473</u>	Locknut, 5/16-18 Nylon Insert	2
27	<u>8233</u>	Locknut, 1/4-20, Nylon Insert	24
28	<u>8915</u>	Screw, 5/16-18 X 3.0 Hx Hd Cap	2
29	<u>101835502</u>	XI Canopy - Beige	1

1
G
E

1
G
E



27


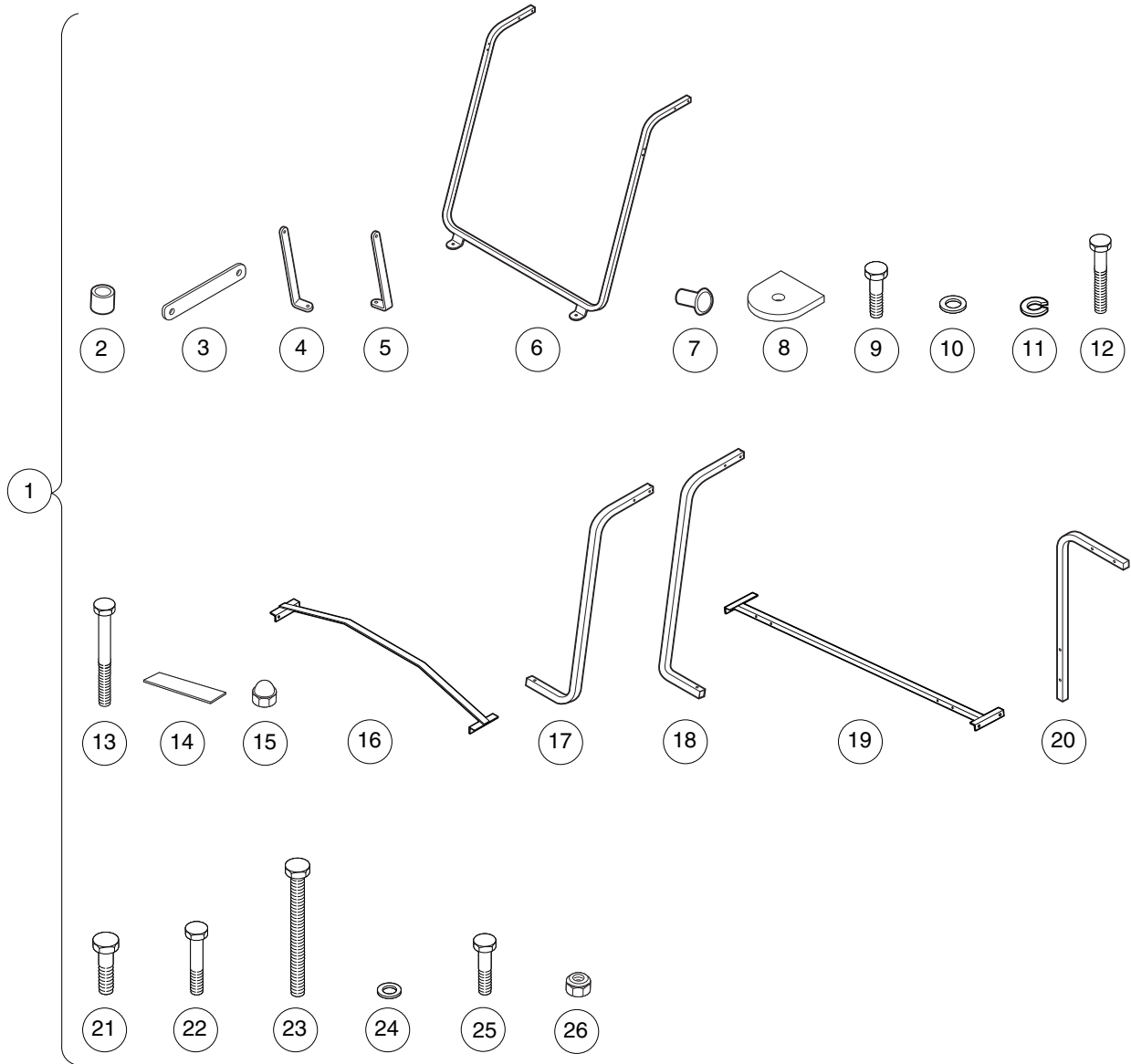
001285-001

CANOPY KIT, WHITE – VILLAGER 8 WITH FLAT BED

ITEM	PART NO.	DESCRIPTION	QTY
		1 2 3 4	
1	<u>101835001</u>	Kit, Rv XI Canopy Hardware (includes items 2 through 26)	1
2	<u>1010237</u>	Bushing	2
3	<u>1011852</u>	Plate, Canopy Trim	4
4	<u>1011862</u>	Brace, Right-Hand Canopy Mount Knee	1
5	<u>1011865</u>	Brace, Left-Hand Canopy Mount Knee	1
6	<u>1011868</u>	Weldment, Windshield Frame	1
7	<u>1011878</u>	T-nut, 1/4-20 X .310 Capped	2
8	<u>1011883</u>	Pad, Windshield Frame Mounting	2
9	<u>1011937</u>	Bolt, 5/16-18 X 1.25 Hex Head	2
10	<u>1011964</u>	Washer, 1/4 Flat	2
11	<u>1011965</u>	Lockwasher, 1/4 Split Ss	2
12	<u>1013509</u>	Screw, 1/4-20 X 1.75 Hx Hd Cap	4
13	<u>1014201</u>	Screw, 1/4-20 X 2.25 Hex Cap	8
14	<u>1014471</u>	Tape, Vinyl Foam 1/8" x 3/4"	20
15	<u>1015091</u>	Nut, 1/4-20 Stainless-Steel Center-Lock Cap	8
16	<u>101800201</u>	Canopy Top Brace Weldment	2
17	<u>101805501</u>	Side Brace XI Canopy L.h.	2
18	<u>101805502</u>	Side Brace XI Canopy R.h.	2
19	<u>101835101</u>	Rear Cross Brace XI Canopy	1
20	<u>101835401</u>	Rear Brace XI Canopy	2
21	<u>1218</u>	Screw, 5/16-18 X 1.25 Hex-Head Cap	2
22	<u>1703</u>	Screw, 1/4-20 X 1.50 Hx Hd Cap	2
23	<u>324</u>	Screw, 1/4-20 X 2.50 Hx Hd Cap	16
24	<u>332</u>	Washer, 1/4 Type A Narrow Flat	56
25	<u>7479</u>	Screw, 1/4-20 X 1.25 Hex-Head Cap	4
26	<u>8233</u>	Locknut, 1/4-20, Nylon Insert	24
27	<u>101835501</u>	XI Canopy - White	1

1
G
E

1
G
E



27

001285-001

CANOPY KIT, BEIGE – VILLAGER 8 WITH FLAT BED

ITEM	PART NO.	DESCRIPTION	QTY
		1 2 3 4	
1	<u>101835001</u>	Kit, Rv XI Canopy Hardware (includes items 2 through 26)	1
2	<u>1010237</u>	Bushing	2
3	<u>1011852</u>	Plate, Canopy Trim	4
4	<u>1011862</u>	Brace, Right-Hand Canopy Mount Knee	1
5	<u>1011865</u>	Brace, Left-Hand Canopy Mount Knee	1
6	<u>1011868</u>	Weldment, Windshield Frame	1
7	<u>1011878</u>	T-nut, 1/4-20 X .310 Capped	2
8	<u>1011883</u>	Pad, Windshield Frame Mounting	2
9	<u>1011937</u>	Bolt, 5/16-18 X 1.25 Hex Head	2
10	<u>1011964</u>	Washer, 1/4 Flat	2
11	<u>1011965</u>	Lockwasher, 1/4 Split Ss	2
12	<u>1013509</u>	Screw, 1/4-20 X 1.75 Hx Hd Cap	4
13	<u>1014201</u>	Screw, 1/4-20 X 2.25 Hex Cap	8
14	<u>1014471</u>	Tape, Vinyl Foam 1/8" x 3/4"	20
15	<u>1015091</u>	Nut, 1/4-20 Stainless-Steel Center-Lock Cap	8
16	<u>101800201</u>	Canopy Top Brace Weldment	2
17	<u>101805501</u>	Side Brace XI Canopy L.h.	2
18	<u>101805502</u>	Side Brace XI Canopy R.h.	2
19	<u>101835101</u>	Rear Cross Brace XI Canopy	1
20	<u>101835401</u>	Rear Brace XI Canopy	2
21	<u>1218</u>	Screw, 5/16-18 X 1.25 Hex-Head Cap	2
22	<u>1703</u>	Screw, 1/4-20 X 1.50 Hx Hd Cap	2
23	<u>324</u>	Screw, 1/4-20 X 2.50 Hx Hd Cap	16
24	<u>332</u>	Washer, 1/4 Type A Narrow Flat	56
25	<u>7479</u>	Screw, 1/4-20 X 1.25 Hex-Head Cap	4
26	<u>8233</u>	Locknut, 1/4-20, Nylon Insert	24
27	<u>101835502</u>	XI Canopy - Beige	1

1
G
E

1

G

E

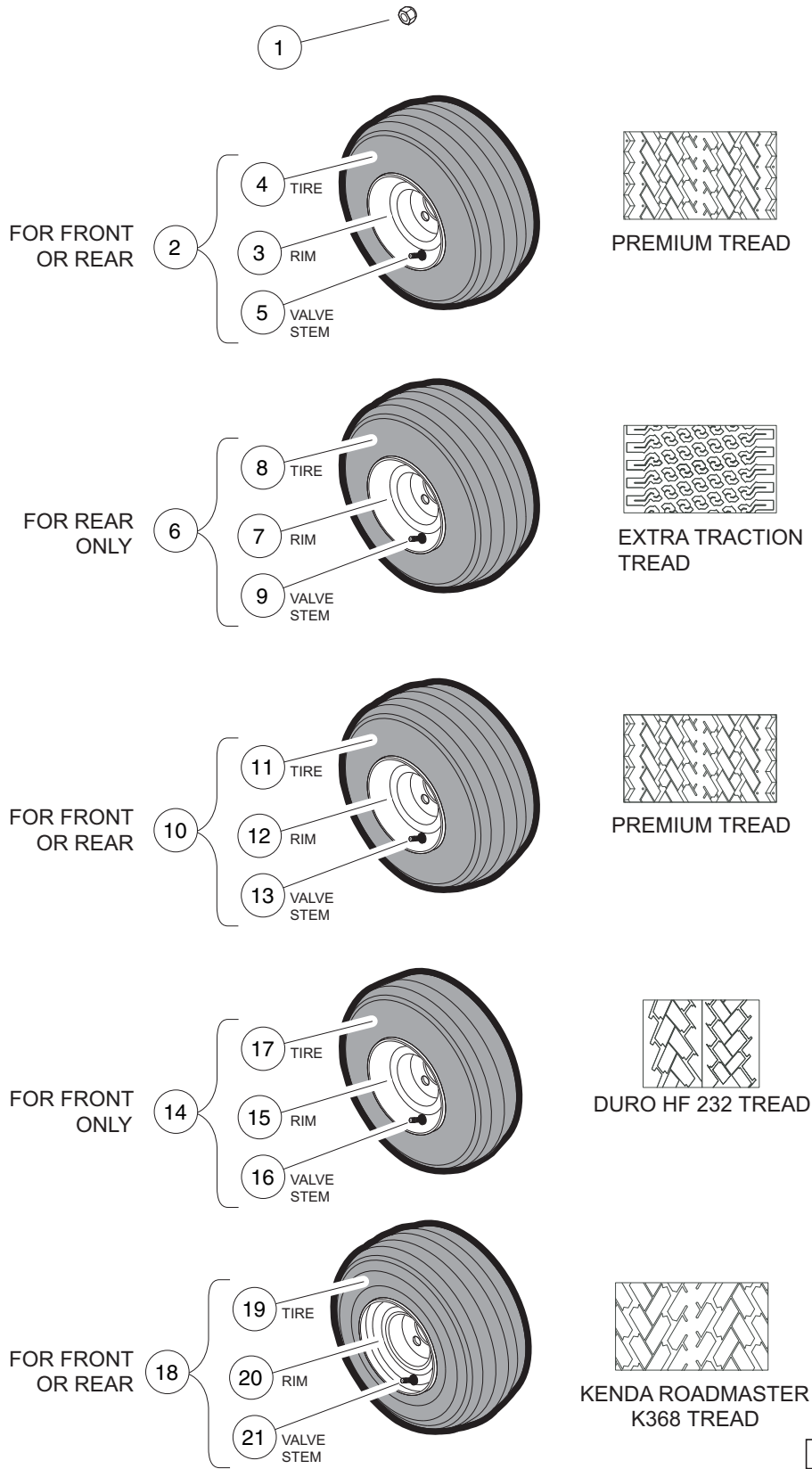
WHEELS AND TIRES

2

G

E

2
G
E

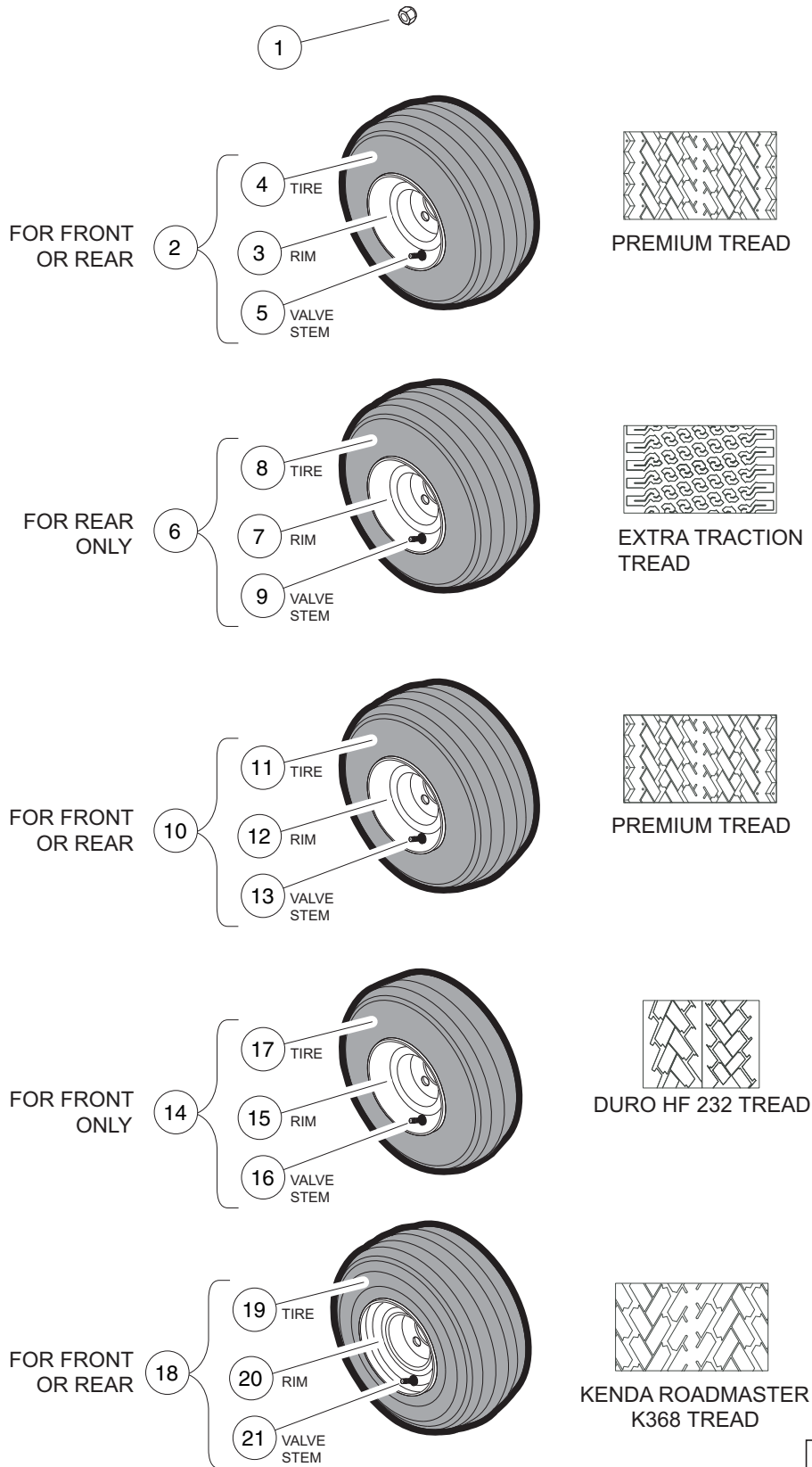


000269-015

WHEELS (BEIGE) AND TIRES

ITEM	PART NO.	DESCRIPTION	QTY
		1 2 3 4	
1	<u>1010984</u>	.500-20 Unf Lug Nut	16
2	<u>101570506</u>	Tire/Wheel Asm, Beige, Premium Tread, 6-ply (includes items 3 through 5)	4
3	<u>1015707</u>	Wheel Rim, Beige	1
4	<u>101737002</u>	Tire, Unmounted	1
5	<u>7310</u>	Valve Stem, Black Plastic	1
6	<u>101570507</u>	Tire/Wheel Asm, Beige, Xtrac Tread, 6-ply (includes items 7 through 9)	2
7	<u>1015707</u>	Wheel Rim, Beige	1
8	<u>101769302</u>	Tire, Unmounted Xtrac 18 x 8.50-8	1
9	<u>7310</u>	Valve Stem, Black Plastic	1
10	<u>101570509</u>	Tire/Wheel Asm, Beige, Premium Tread, 6.5 (includes items 11 through 13)	4
11	<u>101884901</u>	Tire, Unmounted, Power Rib 18 x 6.50-8	1
12	<u>101918401</u>	Wheel Rim, Beige	1
13	<u>7310</u>	Valve Stem, Black Plastic	1
14	<u>101570514</u>	Tire/Wheel Asm, Beige, Duro HF 232 Tread (includes items 15 through 17)	4
15	<u>1015707</u>	Wheel Rim, Beige	1
16	<u>7310</u>	Valve Stem, Black Plastic	1
17	****	Tire, Unmounted, 6-Ply Rated (18.5 x 8.5 - 8) (Duro)	1
18	<u>101570516</u>	Tire/Wheel Asm, Beige, Kenda Premium Tread, 6-ply (includes items 19 through 21)	4
19	N/A	Tire, Unmounted Kenda Premium Tread 6-Ply, Roadmaster K368	1
20	<u>103459103</u>	Wheel Rim Asm, 8"x7", Beige	1
21	<u>7310</u>	Valve Stem, Black Plastic	1
**** Special order item available upon request.			

2
G
E



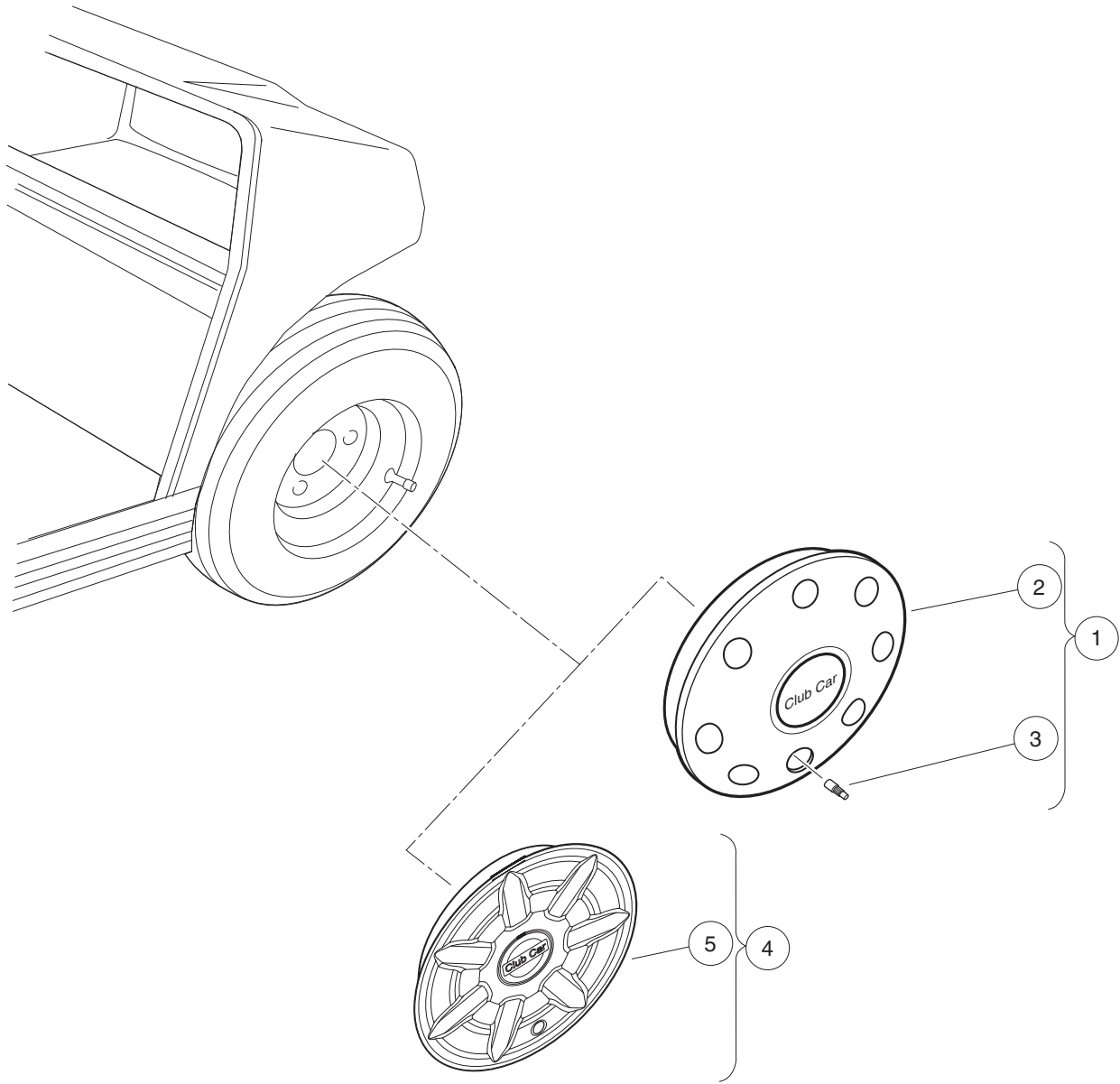
000269-015

WHEELS (WHITE) AND TIRES

ITEM	PART NO.	DESCRIPTION	QTY
		1 2 3 4	
1	<u>1010984</u>	.500-20 Unf Lug Nut	16
2	<u>101651406</u>	Tire/Wheel Asm, White, Premium Tread, 6-Ply (includes items 3 through 5)	4
3	<u>1014771</u>	Wheel Rim, White	1
4	<u>101737002</u>	Tire, Unmounted	1
5	<u>7310</u>	Valve Stem, Black Plastic	1
6	<u>101651407</u>	Tire/Wheel Asm, White, Extra-Traction, 6-Ply (includes items 7 through 9)	2
7	<u>1014771</u>	Wheel Rim, White	1
8	<u>101769302</u>	Tire, Unmounted Xtrac 18 x 8.50-8	1
9	<u>7310</u>	Valve Stem, Black Plastic	1
10	<u>101651409</u>	Tire/Wheel Asm, White, Premium Tread, 6.5-inch (includes items 11 through 13)	4
11	<u>101884901</u>	Tire, Unmounted, Power Rib 18 x 6.50-8	1
12	<u>101918402</u>	Wheel Rim, White	1
13	<u>7310</u>	Valve Stem, Black Plastic	1
14	<u>101651414</u>	Tire/Wheel Asm, White, Duro HF 232 (includes items 15 through 17)	4
15	<u>1014771</u>	Wheel Rim, White	1
16	<u>7310</u>	Valve Stem, Black Plastic	1
17	****	Tire, Unmounted, 6-Ply Rated (18.5 x 8.5 - 8) (Duro)	1
18	<u>101651416</u>	Tire/Wheel Asm, White, Kenda Premium Tread, 6-Ply (includes items 19 through 21) ...	4
19	N/A	Tire, Unmounted Kenda Premium Tread 6-Ply, Roadmaster K368	1
20	103459102	Wheel Rim Asm, 8"x7", White	1
21	<u>7310</u>	Valve Stem, Black Plastic	1
		**** Special order item available upon request.	

2
G
E

2
G
E



001203-001

WHEEL COVERS

ITEM	PART NO.	DESCRIPTION	QTY
		1 2 3 4	
1	<u>1012642</u>	Sport Wheel Cover Kit (each) (includes items 2 and 3)	4
2	1012640	Hubcap	1
3	<u>1012641</u>	Valve Extension	1
4	<u>102559901</u>	Hub Cap Kit, Prec (includes item 5)	1
5	<u>103694501</u>	Hub Cap, 7 Prong	4

2

G

E

2

G

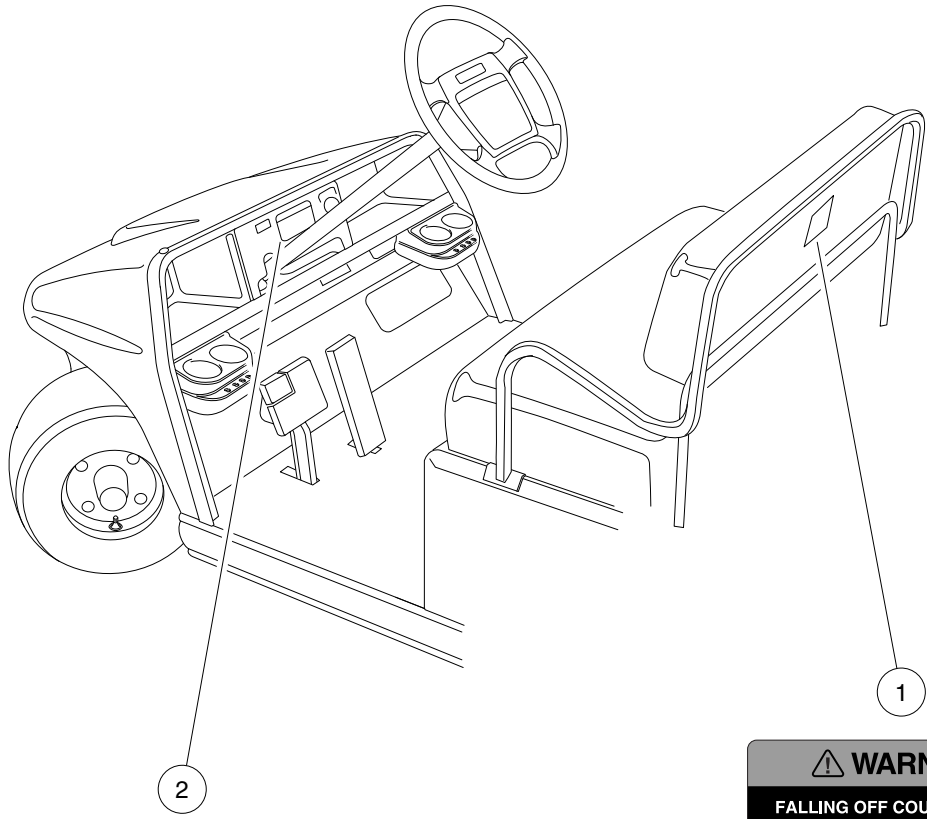
E

DECALS

3

G

E



⚠ WARNING

ROLLOVER OR FALLING OFF MAY CAUSE DEATH.

- Before using vehicle, read operating instructions.
- Remain seated and hold on to seat handle while moving.
- Do not start vehicle until all occupants are seated.
- Two (2) persons per seat maximum.
- Operate from driver side only and not on public roads.
- Keep entire body inside vehicle while moving.
- Drive slowly in turns and straight up and down slopes.
- Do not leave children unattended on vehicle.
- Never operate under the influence of alcohol or drugs.
- Use brakes to reduce speed when coasting downhill.
- Never stand in front of or behind vehicle.

CC# 103205401

⚠ WARNING

FALLING OFF COULD RESULT IN SEVERE INJURY OR DEATH

- Remain seated with entire body inside vehicle and hold on to seat handle or handrail at all times.
- Two (2) persons per bench seat maximum.
- One (1) person per bucket seat maximum.
- Do not leave children unattended on vehicle at anytime.
- Never stand in front of or behind vehicle.

CC# 101705701

000374-002

DECALS – VILLAGER 6 GAS AND IQ PLUS

ITEM	PART NO.	DESCRIPTION	QTY
		1 2 3 4	
1	<u>101705701</u>	Decal, Warning	1
2	<u>103205401</u>	Decal, Warning, Rollover, Utl	1

3
G
E

OPERATING INSTRUCTIONS

- Read owner's manual and dismounted safety warnings prior to driving.
- Study and understand controls.

TO OPERATE

- Turn wheels to desired direction and ensure path is clear.
- Turn key to ON position.
- While stopped, place Forward/Reverse switch in desired position:
 - F = Forward
 - N = Neutral
 - R = Reverse (Buzzer will sound)
- Park brake will release and vehicle will start moving when accelerator pedal is pressed.
- Slowly press accelerator pedal to increase speed.
- To stop, release accelerator pedal and press brake pedal.

BEFORE LEAVING

- Press park brake pedal until it locks and holds vehicle.
- Place Forward/Reverse switch in NEUTRAL position.
- Turn key OFF and remove key when not in use.

MOTOR BRAKING

- Electric motor braking provides speed regulation functions.
- For parked vehicle, beeping alarm indicates vehicle roll away.
- In operation, beeping alarm indicates reduction in motor braking.
- Apply brakes to further reduce vehicle speed as required.
- System is activated only when tow switch is in the RUN position.
- When towing this vehicle, tow switch must be in the TOW position.

CCI 10296001

⚠ DANGER / POISON

SHIELD EYES

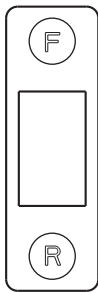
EXPLOSIVE GASES CAN CAUSE BLINDNESS OR INJURY

NO SPARKS • FLAMES • SMOKING

SULFURIC ACID CAN CAUSE BLINDNESS OR SEVERE BURNS

FLUSH EYES IMMEDIATELY WITH WATER GET MEDICAL HELP FAST

KEEP OUT OF THE REACH OF CHILDREN - DO NOT TIP - KEEP VENT CAPS TIGHT AND LEVEL



⚠ WARNING

AVOID FIRE HAZARD

- Replacement battery wires must be 4-gauge (AWG) with low-resistance terminals equivalent to factory-installed wires.
- Ensure that battery connections are clean and properly tightened. See owner's manual.

CCI 102967601

⚠ WARNING

BATTERY EXPLOSION COULD RESULT IN SEVERE PERSONAL INJURY.

- Do not store items in battery compartment.
- Place Run/Tow switch in TOW position before:
 - Disconnecting or connecting battery cables
 - Towing this vehicle
 - Extended storage
 - Servicing the vehicle

NORMAL

TRIPPED

TOW

RUN

CCI 102845101

CAUTION

EXPOSURE TO WATER MAY DAMAGE ELECTRONIC COMPONENTS

- Do not operate vehicle without this cover properly installed.
- Do not direct water stream in the area of the cover without cover securely in place.
- See vehicle maintenance and service manual before servicing.

CCI 102516301

000578-001

DECALS – VILLAGER 6 IQ PLUS VEHICLE ONLY

ITEM	PART NO.	DESCRIPTION	QTY
		1 2 3 4	
1	<u>1013677</u>	Decal, Battery Danger	1
2	<u>101825101</u>	Decal, Off/On	1
3	<u>102518001</u>	Decal, Operating Instr, Elec	1
4	<u>102518301</u>	Decal, Caution, Electrical Component Cover	1
5	<u>102845101</u>	Decal, Tow Switch	1
6	<u>102967601</u>	Decal, Warning, 4 Gauge Wire	1
7	<u>103210301</u>	Decal, Forward/Reverse, Electric	1

3
G
E

OPERATING INSTRUCTIONS

- Read Owner's Manual and safety warnings located on dash panel prior to driving.
- Study and understand controls.

TO START ENGINE

- Place shift lever in "N" - Neutral position.
- Depress brake pedal.
- Turn key switch to "START" position and release.

TO OPERATE VEHICLE

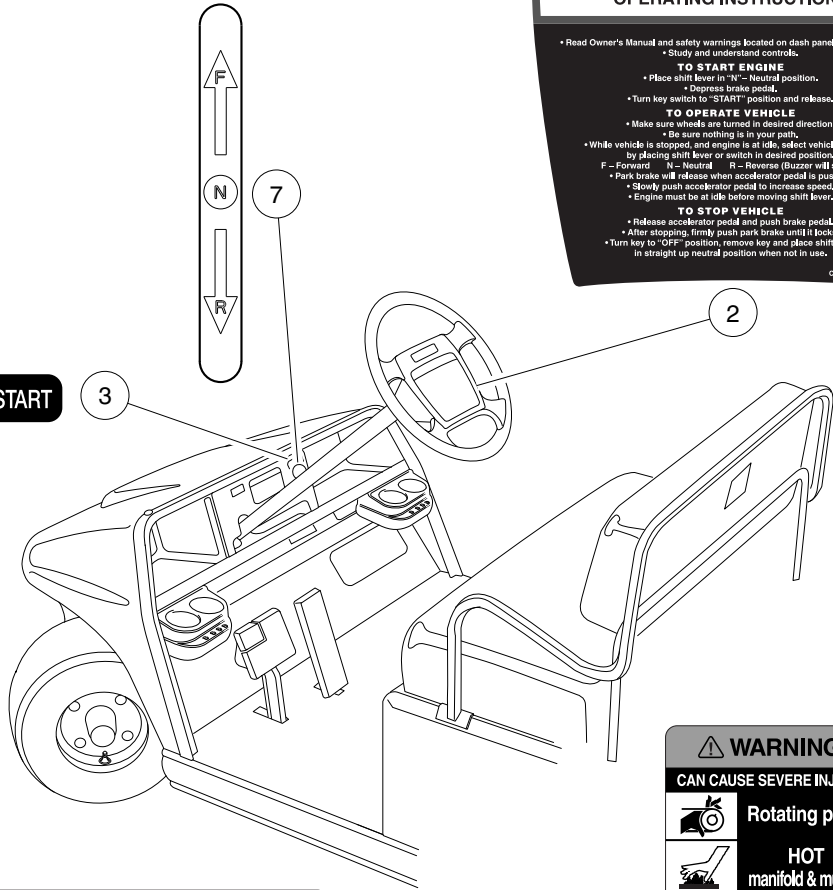
- Make sure wheels are turned in desired direction.
- Be sure nothing is in your path.
- While vehicle is stopped, and engine is at idle, select vehicle direction by placing shift lever or switch in desired position.
- F - Forward N - Neutral R - Reverse (buzzer will sound)
- Park brake will release when accelerator pedal is pushed.
- Slowly push accelerator pedal to increase speed.
- Engine must be at idle before moving shift lever.

TO STOP VEHICLE

- Release accelerator pedal and push brake pedal.
- After stopping, firmly push park brake until it locks.
- Turn key to "OFF" position, remove key and place shift lever in straight up, neutral position when not in use.

CCI 10196201

OFF ON/START



WARNING

GASOLINE EXPLOSION / FIRE.

- Can cause severe injury or death.
- No smoking, sparks, or open flame.
- Stop engine, allow to cool before refueling.
- Turn fuel valve (→) on during operation. (←) off during storage or transport.

CCI 101547801

WARNING

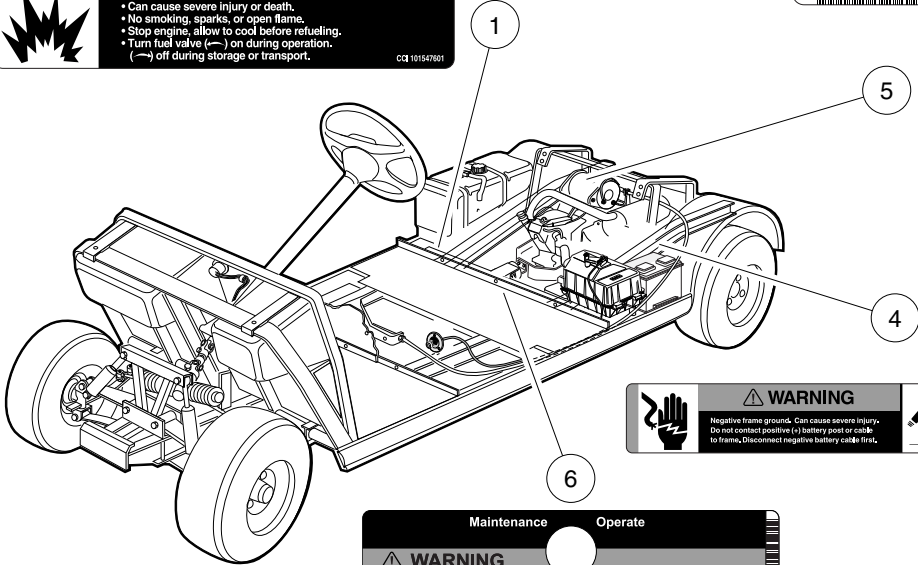
CAN CAUSE SEVERE INJURY

Rotating parts

HOT manifold & muffler

KEEP CLEAR

CCI 101960501



WARNING

Negative frame ground. Can cause severe injury. Do not contact positive (+) battery post or cable to frame. Disconnect negative battery cable first.

WARNING

Excessive speed can cause severe injury or death. Do not tamper with engine governor adjustment.

CCI 10196201

Maintenance Operate

WARNING

VEHICLE MOVEMENT MAY CAUSE SERIOUS INJURY

When switch is in Maintenance position, chock wheels and firmly set park brake.

CCI 10220501

000579-001

DECALS – VILLAGER 6 GASOLINE VEHICLE ONLY

ITEM	PART NO.	DESCRIPTION	QTY
		1 2 3 4	
1	<u>101547601</u>	Decal, Gasoline Explosion/Fire Warning	1
2	<u>101693201</u>	Decal, Operating Instructions, Key-Start	1
3	<u>101825102</u>	Decal, Off/On/Start	1
4	<u>101915201</u>	Decal, Frame Ground and Governor Warning	1
5	<u>101960501</u>	Decal, Rotating Parts/Hot Manifold	1
6	<u>103205501</u>	Decal, Run/Service Switch	1
7	<u>103210201</u>	Decal, Forward/Reverse, Gas	1

3
G
E

⚠ WARNING

ROLLOVER OR FALLING OFF MAY CAUSE DEATH.

- Before using vehicle, read operating instructions.
- Remain seated and hold on to seat handle while moving.
- Do not start vehicle until all occupants are seated.
- Two (2) persons per seat maximum.
- Operate from driver side only and not on public roads.
- Keep entire body inside vehicle while moving.
- Drive slowly in turns and straight up and down slopes.
- Do not leave children unattended on vehicle.
- Never operate under the influence of alcohol or drugs.
- Use brakes to reduce speed when coasting downhill.
- Never stand in front of or behind vehicle.

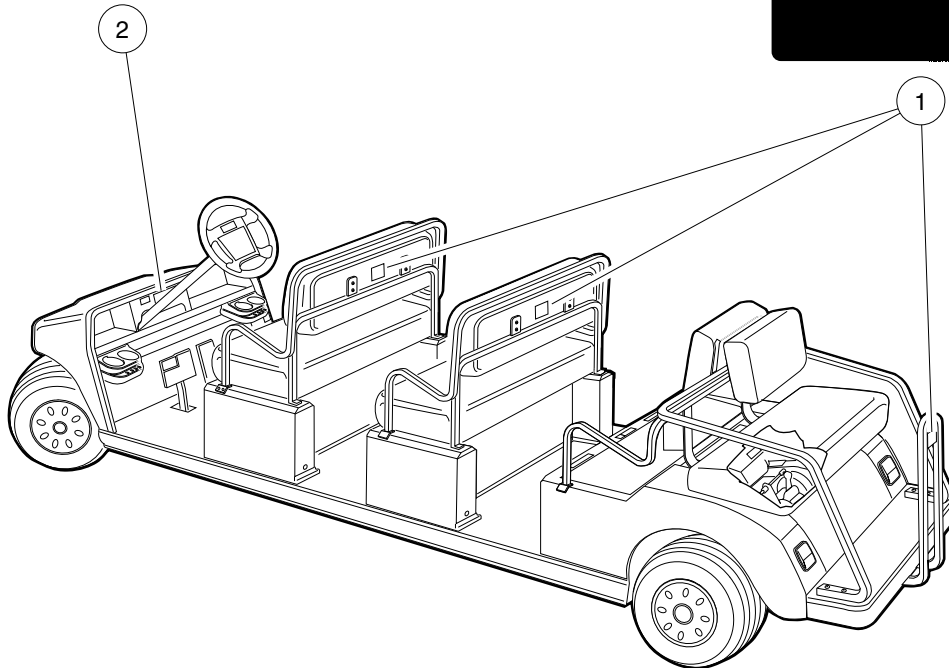
CCJ 103205401

⚠ WARNING

FALLING OFF COULD RESULT IN SEVERE INJURY OR DEATH

- Remain seated with entire body inside vehicle and hold on to seat handle or handrail at all times.
- Two (2) persons per bench seat maximum.
- One (1) person per bucket seat maximum.
- Do not leave children unattended on vehicle at anytime.
- Never stand in front of or behind vehicle.

CCJ 101705701



000377-002

DECALS – VILLAGER 8 GAS AND IQ PLUS

ITEM	PART NO.	DESCRIPTION	QTY
		1 2 3 4	
1	<u>101705701</u>	Decal, Warning	3
2	<u>103205401</u>	Decal, Warning, Rollover, Utl	1

3
G
E

OPERATING INSTRUCTIONS

- Read owner's manual and dash-mounted safety warnings prior to driving.
- Study and understand controls.

TO OPERATE

- Turn wheels to desired direction and ensure path is clear.
- Turn key to ON position.
- While stopped, place Forward/Reverse switch in desired position: F=Forward, N=Neutral, R=Reverse (Buzzer will sound).
- Park brake will release and vehicle will start moving when accelerator pedal is pressed.
- Slowly press accelerator pedal to increase speed.
- To stop, release accelerator pedal and press brake pedal.

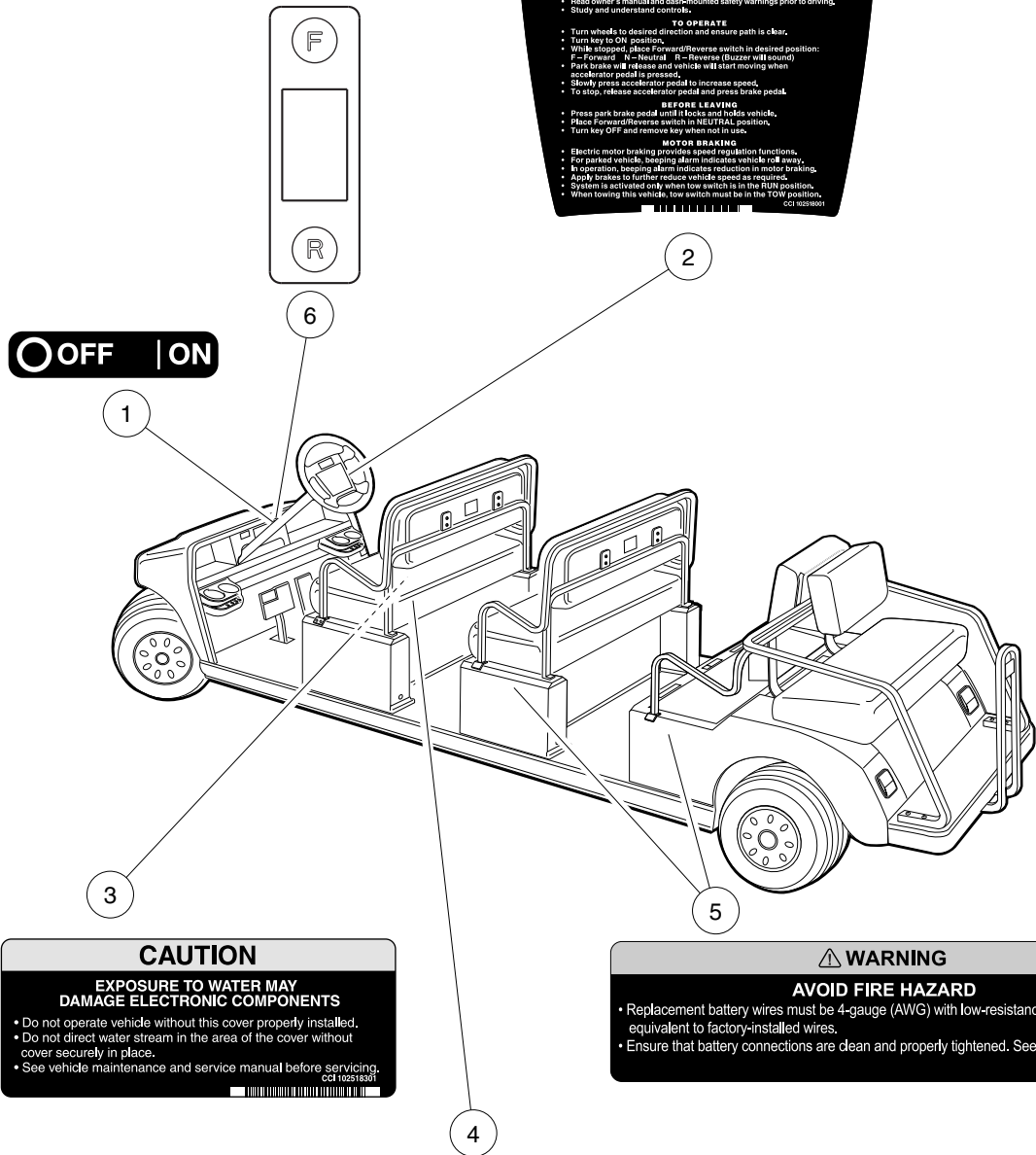
BEFORE LEAVING

- Press park brake pedal until it locks and holds vehicle.
- Place Forward/Reverse switch in NEUTRAL position.
- Turn key OFF and remove key when not in use.

MOTOR BRAKING

- Electric motor braking provides speed regulation functions.
- For parked vehicle, beeping alarm indicates vehicle roll away.
- In operation, beeping alarm indicates reduction in motor braking.
- Apply brakes to further reduce vehicle speed as required.
- System is activated only when low switch is in the RUN position.
- When towing this vehicle, low switch must be in the TOW position.

CCI 10281001



CAUTION

EXPOSURE TO WATER MAY DAMAGE ELECTRONIC COMPONENTS

- Do not operate vehicle without this cover properly installed.
- Do not direct water stream in the area of the cover without cover securely in place.
- See vehicle maintenance and service manual before servicing.

CCI 102518301

WARNING

AVOID FIRE HAZARD

- Replacement battery wires must be 4-gauge (AWG) with low-resistance terminals equivalent to factory-installed wires.
- Ensure that battery connections are clean and properly tightened. See owner's manual.

CCI 102967601

WARNING

BATTERY EXPLOSION COULD RESULT IN SEVERE PERSONAL INJURY.

- Do not store items in battery compartment.
- Place Run/Tow switch in TOW position before:
 - Disconnecting or connecting battery cables
 - Towing this vehicle
 - Extended storage
 - Servicing the vehicle

NORMAL		TRIPPED
TOW	RUN	

CCI 102845101

000578-002

DECALS – VILLAGER 8 IQ PLUS VEHICLE ONLY

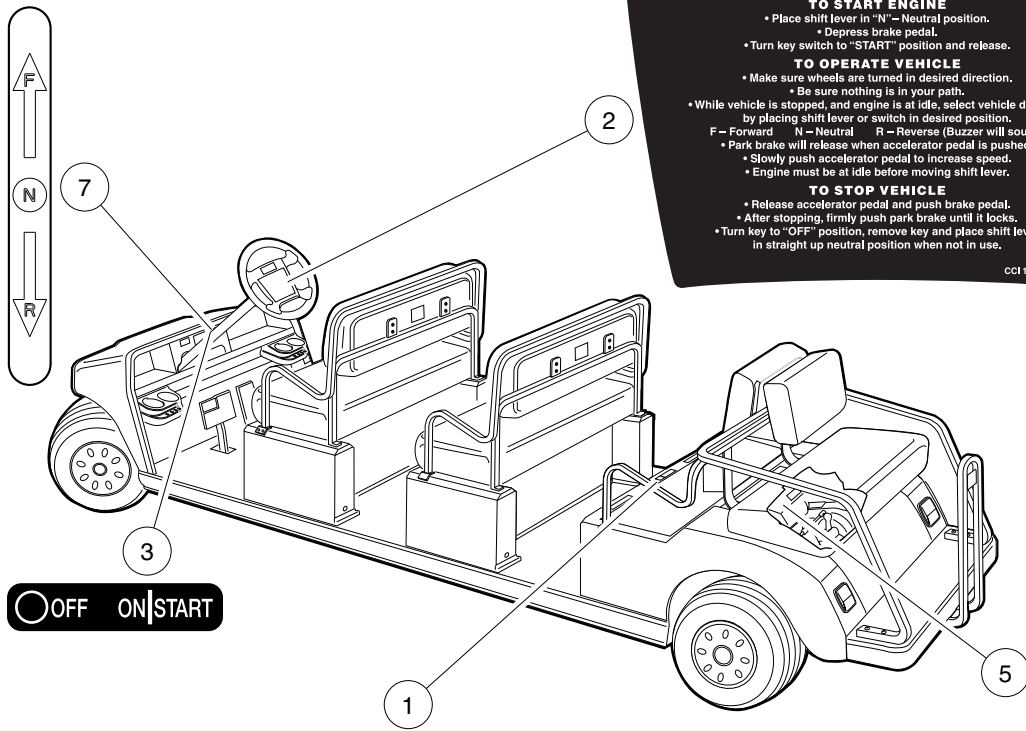
ITEM	PART NO.	DESCRIPTION	QTY
		1 2 3 4	
1	<u>101825101</u>	Decal, Off/On	1
2	<u>102518001</u>	Decal, Operating Instr, Elec	1
3	<u>102518301</u>	Decal, Caution, Electrical Component Cover	1
4	<u>102845101</u>	Decal, Tow Switch	1
5	<u>102967601</u>	Decal, Warning, 4 Gauge Wire	2
6	<u>103210301</u>	Decal, Forward/Reverse, Electric	1

3
G
E

OPERATING INSTRUCTIONS

- Read Owner's Manual and safety warnings located on dash panel prior to driving.
 - Study and understand controls.
- TO START ENGINE**
 - Place shift lever in "N" - Neutral position.
 - Depress brake pedal.
 - Turn key switch to "START" position and release.
- TO OPERATE VEHICLE**
 - Make sure wheels are turned in desired direction.
 - Be sure nothing is in your path.
 - While vehicle is stopped, and engine is at idle, select vehicle direction by placing shift lever or switch in desired position.
 - F - Forward N - Neutral R - Reverse (Buzzer will sound)
 - Park brake will release when accelerator pedal is pushed.
 - Slowly push accelerator pedal to increase speed.
 - Engine must be at idle before moving shift lever.
- TO STOP VEHICLE**
 - Release accelerator pedal and push brake pedal.
 - After stopping, firmly push park brake until it locks.
 - Turn key to "OFF" position, remove key and place shift lever in straight up neutral position when not in use.

CCI 101693201



WARNING
GASOLINE EXPLOSION / FIRE.

- Can cause severe injury or death.
- No smoking, sparks, or open flame.
- Stop engine, allow to cool before refueling.
- Turn fuel valve (←) on during operation. (→) off during storage or transport.

CCI 101547601

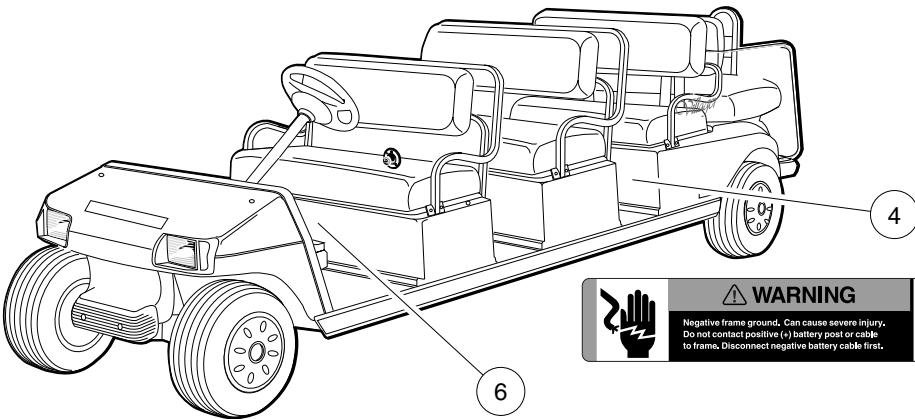
WARNING
CAN CAUSE SEVERE INJURY

Rotating parts

HOT manifold & muffler

KEEP CLEAR

CCI 101960501



<p>WARNING</p> <p>Negative frame ground. Can cause severe injury. Do not contact positive (+) battery post or cable to frame. Disconnect negative battery cable first.</p>	<p>WARNING</p> <p>Excessive speed can cause severe injury or death. Do not tamper with engine governor adjustment.</p>
---	---

CCI 101915201

Maintenance Operate

●

WARNING

VEHICLE MOVEMENT MAY CAUSE SERIOUS INJURY

When switch is in Maintenance position, chock wheels and firmly set park brake.

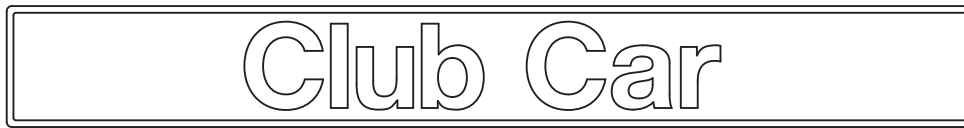
CCI 103205501

000579-002

DECALS – VILLAGER 8 GASOLINE VEHICLE ONLY

ITEM	PART NO.	DESCRIPTION	QTY
		1 2 3 4	
1	<u>101547601</u>	Decal, Gasoline Explosion/Fire Warning	1
2	<u>101693201</u>	Decal, Operating Instructions, Key-Start	1
3	<u>101825102</u>	Decal, Off/On/Start	1
4	<u>101915201</u>	Decal, Frame Ground and Governor Warning	1
5	<u>101960501</u>	Decal, Rotating Parts/Hot Manifold	2
6	<u>103205501</u>	Decal, Run/Service Switch	1
7	<u>103210201</u>	Decal, Forward/Reverse, Gas	1

3
G
E



1

(ON FRONT OF COWL)



2

(ON REAR BODY)



3

(ON REAR BODY)

000380-001

BADGING DECALS – VILLAGER

ITEM	PART NO.	DESCRIPTION	QTY
		1 2 3 4	
1	<u>1014198</u>	Nameplate Kit (gold)	1
2	<u>102158701</u>	Decal, Villager	2
3	<u>103234302</u>	Decal, Badge, IR - Gold	2

3
G
E

3

G

E



1

000422-002

IQ PLUS LOGO DECAL – IQ PLUS VEHICLES ONLY (TO LATE-2008 MODEL YEAR)


ITEM	PART NO.	DESCRIPTION	QTY
1	<u>102842401</u>	1 2 3 4 Decal, IQ Plus	2

3
G
E

3

G

E



1

000422-003

IQ PLUS LOGO DECAL – IQ PLUS VEHICLES ONLY (FROM LATE-2008 MODEL YEAR)

ITEM	PART NO.	DESCRIPTION	QTY
1	<u>103464801</u>	<div style="display: flex; justify-content: space-between; margin-bottom: 5px;"> 1 2 3 4 </div> Decal, Iq Plus, Zev	2

3
G
E

3

G

E

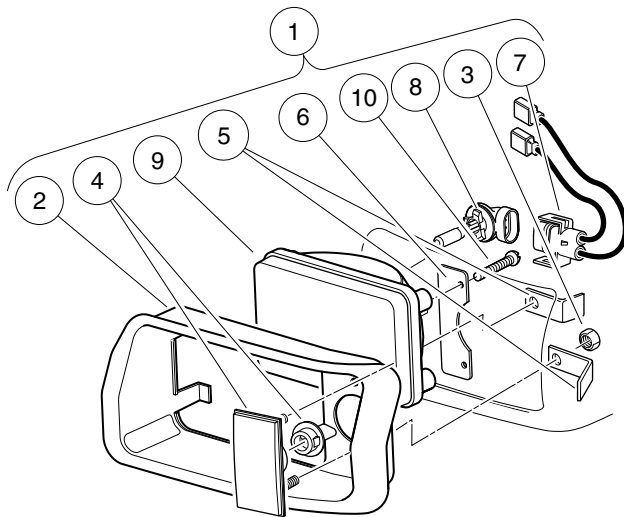
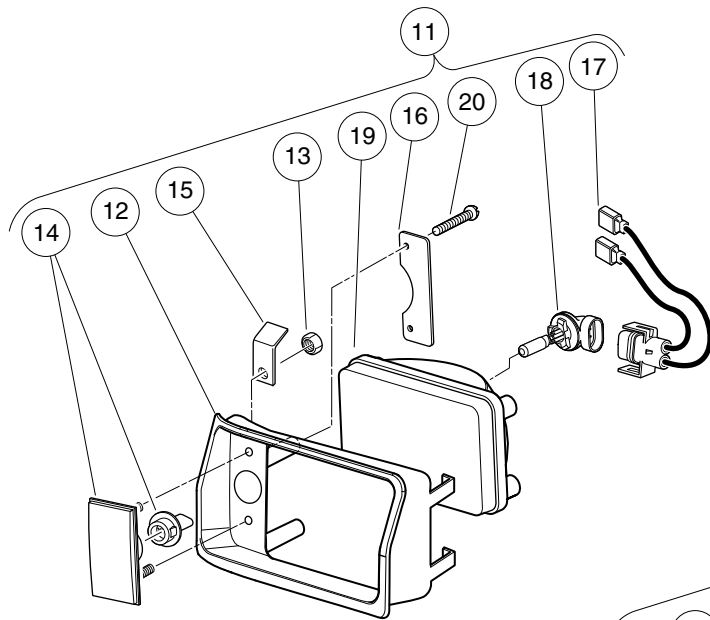
LIGHTS, CONTROLS, AND INDICATORS

4

G

E

4
G
E



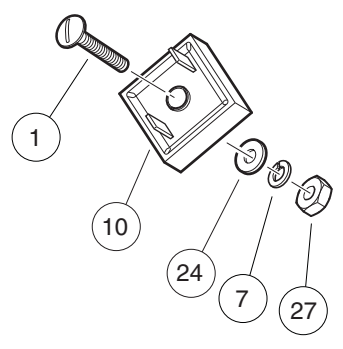
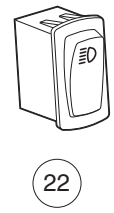
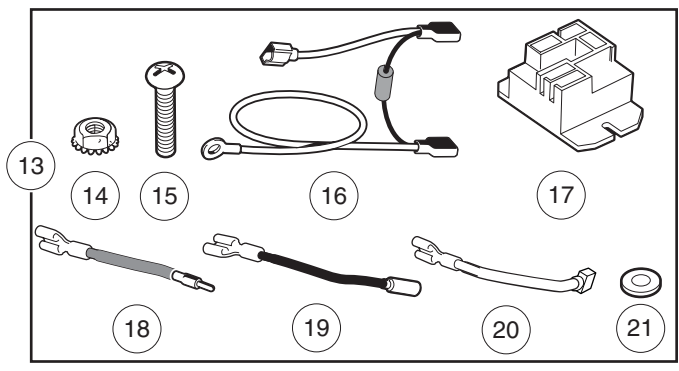
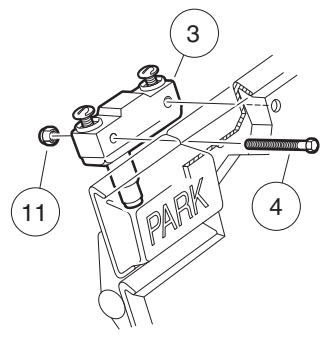
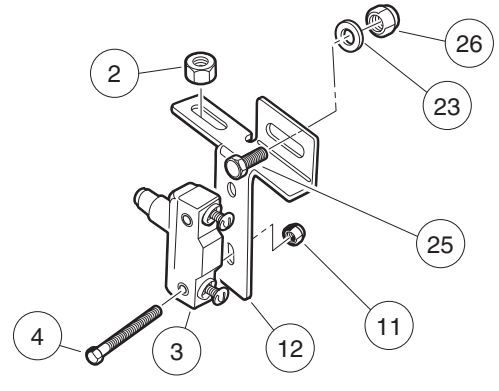
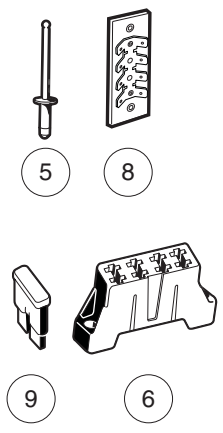
001097-001

HEADLIGHTS

ITEM	PART NO.	DESCRIPTION	QTY
		1 2 3 4	
1	<u>101988001</u>	Headlight Assembly, Driver-Side Single Beam (includes items 2 through 10)	1
2	<u>1016880</u>	Headlight Bezel, Left	1
3	<u>1017</u>	Nut, #10-24 Stainless-Steel Hex Machine	2
4	<u>1017062</u>	Turn Signal Lens Assy	1
5	<u>1017064</u>	Mounting Bracket	2
6	<u>1017065</u>	Retainer, Headlight	1
7	<u>101987901</u>	Connector, Harness Assembly, Headlight	1
8	<u>101988101</u>	Bulb, Headlight	1
9	<u>101988201</u>	Lens, Headlight	1
10	1620	Screw, #10-16 X 0.75 Pan-Head Tap	2
11	<u>101988002</u>	Headlight Assy, Passenger-Side Single Beam (includes items 12 through 20)	1
12	<u>1016879</u>	Headlight Bezel, Right	1
13	<u>1017</u>	Nut, #10-24 Stainless-Steel Hex Machine	2
14	<u>1017062</u>	Turn Signal Lens Assy	1
15	<u>1017064</u>	Mounting Bracket	2
16	<u>1017065</u>	Retainer, Headlight	1
17	<u>101987901</u>	Connector, Harness Assembly, Headlight	1
18	<u>101988101</u>	Bulb, Headlight	1
19	<u>101988201</u>	Lens, Headlight	1
20	1620	Screw, #10-16 X 0.75 Pan-Head Tap	2

4
G
E

4
G
E



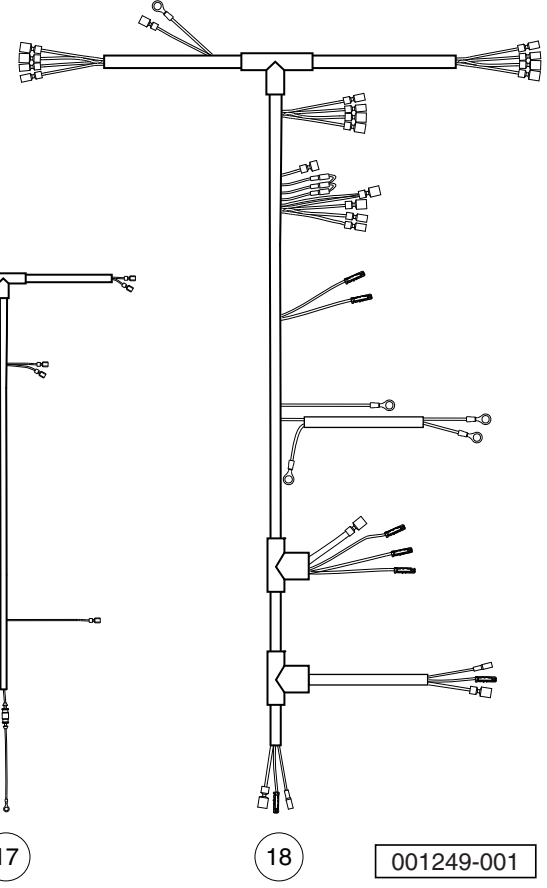
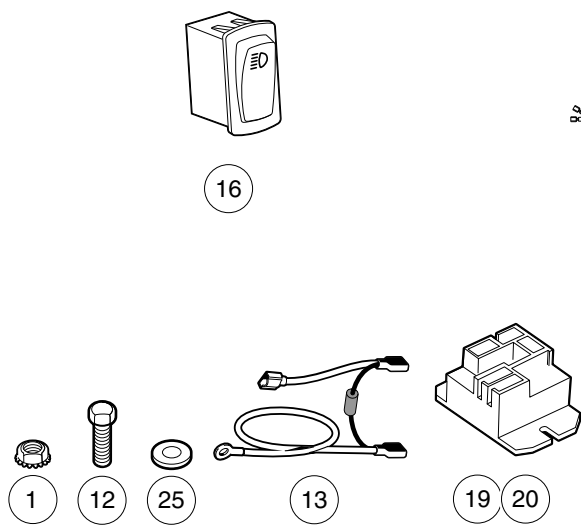
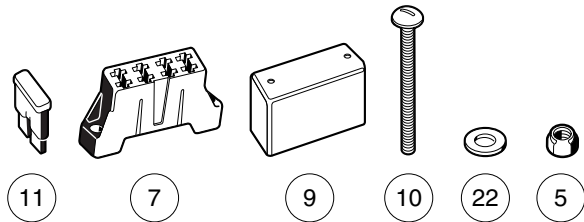
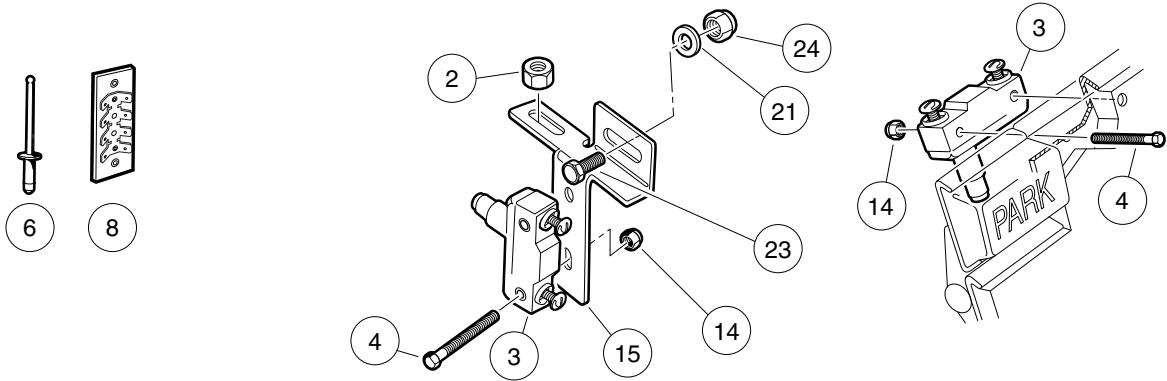
001291-001

LIGHTING SYSTEM COMPONENTS – TRANSPORTATION GASOLINE VEHICLES

ITEM	PART NO.	DESCRIPTION	QTY
		1 2 3 4	
1	<u>1010909</u>	Screw, #10-32 X 1.25 Rd Hd Mch	1
2	<u>1011280</u>	Locknut, 5/16-18	1
3	<u>1011439</u>	Switch, Limit	2
4	<u>1011557</u>	Screw, #6-32 X 1.00 Hex-Head Machine	4
5	<u>1013357</u>	Rivet, 5/32 Aluminum Pop	2
6	<u>1015741</u>	Fuse Block	1
7	<u>1016</u>	Lockwasher, #10 Split	1
8	<u>1016356</u>	Terminal Block with Insulator	1
9	<u>1016423</u>	Fuse, 20-Amp	3
10	<u>1017721</u>	Limiter, Voltage	1
11	<u>101932201</u>	Locknut, #6-32 Nylon	4
12	<u>101957101</u>	Bracket, Brake Light Switch	1
13	<u>102198701</u>	Brake Relay Kit - 12v (includes items 14 through 21)	1
14	<u>1011229</u>	Locknut, #6-32 Whiz	2
15	<u>1017853</u>	Screw, #6-32 X 0.75 Hex-Head Machine	2
16	<u>101914401</u>	Assembly, Voltage Suppressor	1
17	<u>102199001</u>	Relay, 12-Volt	1
18	<u>102199201</u>	Wire Asm #18 Brown	1
19	<u>102199301</u>	Wire Asm #18 Black	1
20	<u>102199401</u>	Wire Asm #18 Black	1
21	<u>7591</u>	Washer, #6, Flat	2
22	<u>102869401</u>	Switch, Rocker, Light	1
23	<u>1241</u>	Washer, 5/16 Type A Flat	1
24	<u>183</u>	Washer, #10, Type A, Flat	1
25	<u>7173</u>	Screw, 5/16-18 X 0.75, Hex-Head Cap	1
26	<u>7473</u>	Locknut, 5/16-18 Nylon Insert	1
27	<u>7893</u>	Nut, #10-32 Hex	1
		Note: The Villager 6 and 8 gasoline models have wiring for lights built into the main wire harness.	

4
G
E

4
G
E



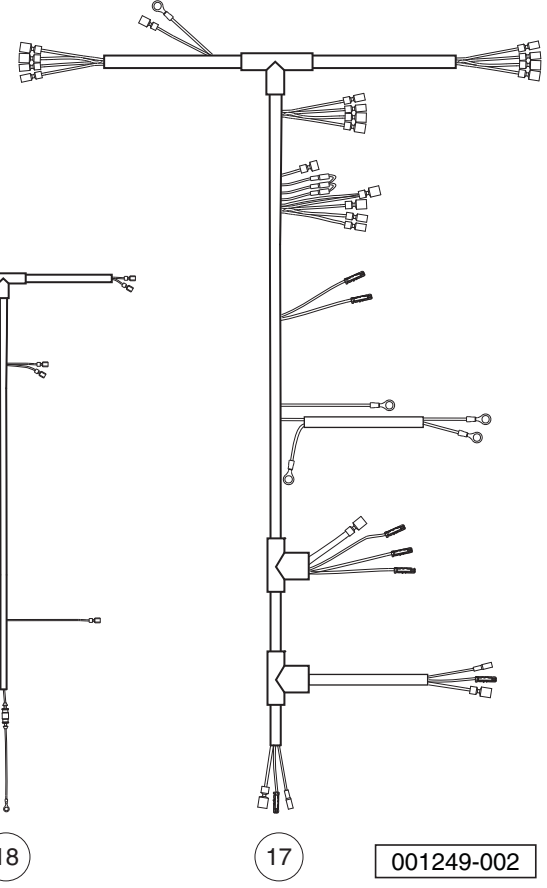
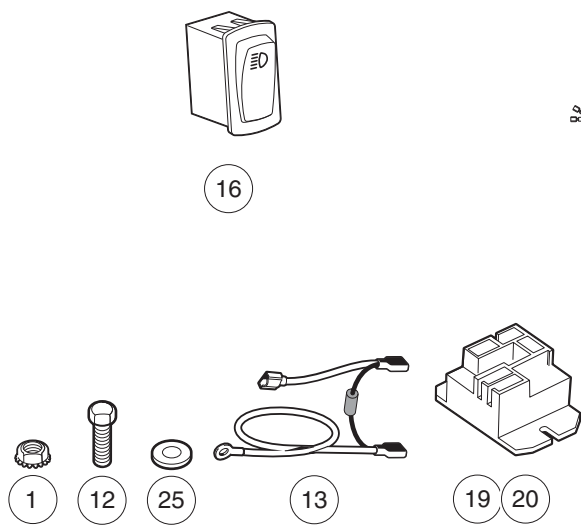
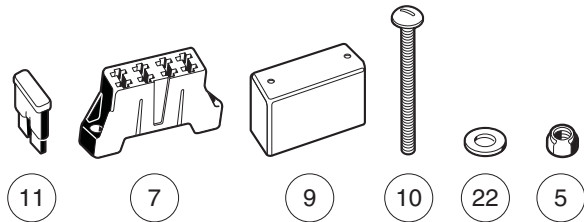
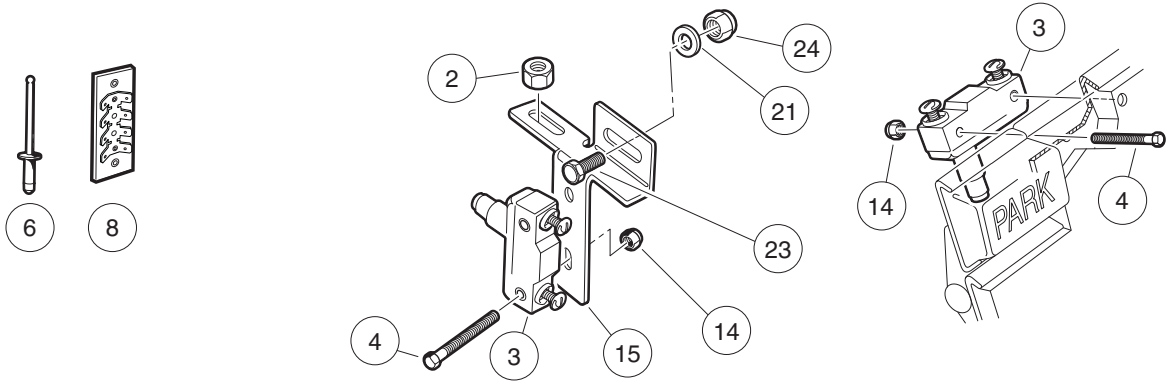
001249-001

LIGHTING SYSTEM COMPONENTS – CA 6 AND VILL. 6 ELEC. WITH IQ PLUS CHARGER

ITEM	PART NO.	DESCRIPTION	QTY
		1 2 3 4	
1	<u>1011229</u>	Locknut, #6-32 Whiz	2
2	<u>1011280</u>	Locknut, 5/16-18	1
3	<u>1011439</u>	Switch, Limit	2
4	<u>1011557</u>	Screw, #6-32 X 1.00 Hex-Head Machine	4
5	<u>1012438</u>	Locknut, #10-24 Nylon Insert	2
6	<u>1013357</u>	Rivet, 5/32 Aluminum Pop	2
7	<u>1015741</u>	Fuse Block	1
8	<u>1016356</u>	Terminal Block with Insulator	1
9	<u>1016363</u>	Fuse Block Cover	1
10	<u>1016366</u>	Screw, #10-24 X 3.0 Pan-Head Machine	2
11	<u>1016423</u>	Fuse, 20-Amp	3
12	<u>1017853</u>	Screw, #6-32 X 0.75 Hex-Head Machine	2
13	<u>101914401</u>	Assembly, Voltage Suppressor	1
14	<u>101932201</u>	Locknut, #6-32 Nylon	4
15	<u>101957101</u>	Bracket, Brake Light Switch	1
16	<u>102869401</u>	Switch, Rocker, Light	1
17	<u>103255701</u>	Wire Harness, Headlights-Only, CA, Electric	1
18	<u>103257101</u>	Wire Harness, Lighting Package, Stretch, Electric	1
19	<u>103414901</u>	Kit, Relay, 48v 30a W/instr (includes item 20)	1
20	<u>103397901</u>	Relay, Spst No, 48v 30a, Pmt	1
21	<u>1241</u>	Washer, 5/16 Type A Flat	1
22	<u>183</u>	Washer, #10, Type A, Flat	4
23	<u>7173</u>	Screw, 5/16-18 X 0.75, Hex-Head Cap	1
24	<u>7473</u>	Locknut, 5/16-18 Nylon Insert	1
25	<u>7591</u>	Washer, #6, Flat	2
		Note: Use item 17 for headlights only. NOTE 2: Use item 18 for headlights and taillights.	

4
G
E

4
G
E



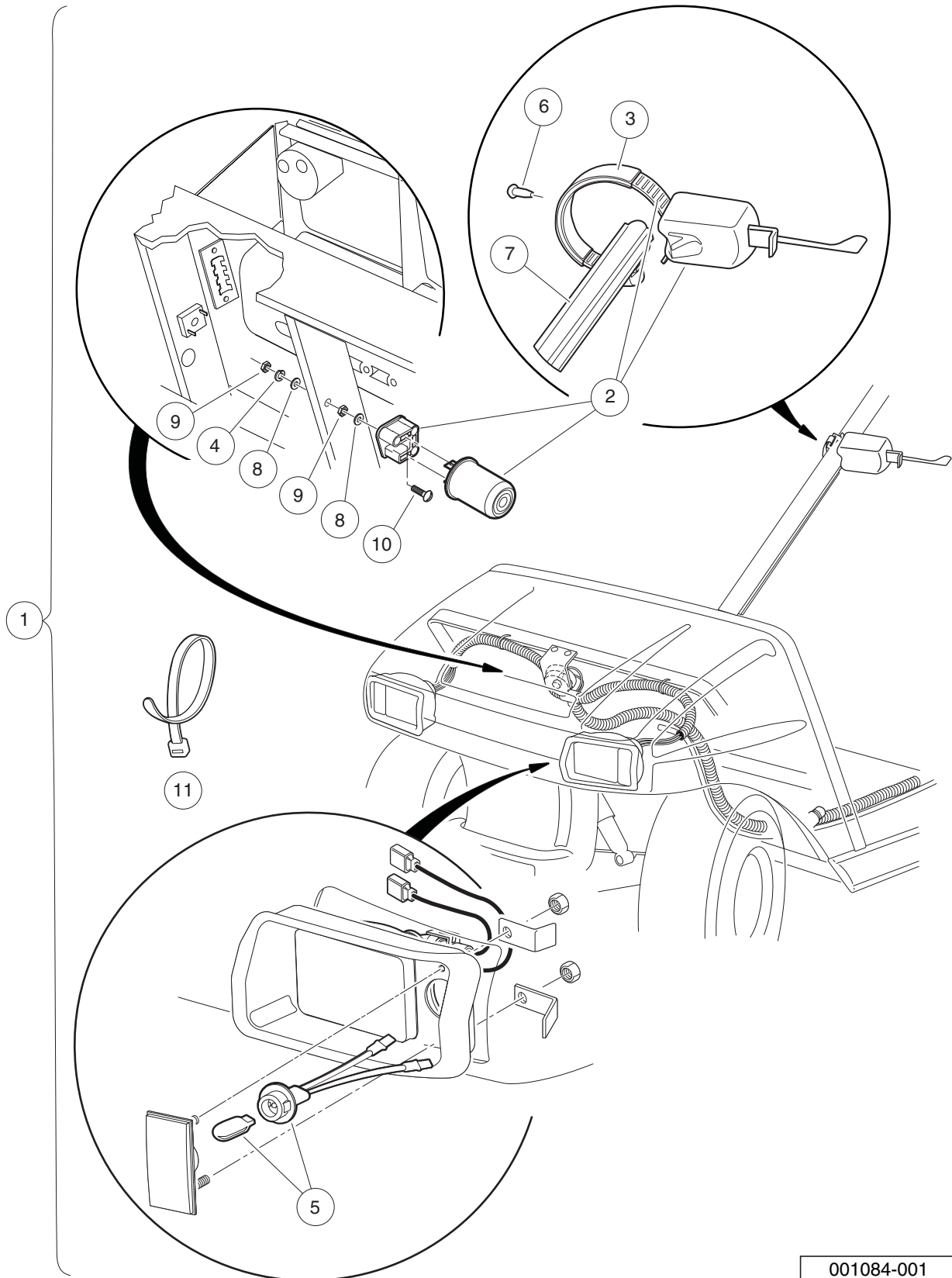
001249-002

LIGHTING SYSTEM COMPONENTS – VILLAGER 8 ELEC. WITH IQ PLUS CHARGER

ITEM	PART NO.	DESCRIPTION	QTY
		1 2 3 4	
1	<u>1011229</u>	Locknut, #6-32 Whiz	2
2	<u>1011280</u>	Locknut, 5/16-18	1
3	<u>1011439</u>	Switch, Limit	2
4	<u>1011557</u>	Screw, #6-32 X 1.00 Hex-Head Machine	4
5	<u>1012438</u>	Locknut, #10-24 Nylon Insert	2
6	<u>1013357</u>	Rivet, 5/32 Aluminum Pop	2
7	<u>1015741</u>	Fuse Block	1
8	<u>1016356</u>	Terminal Block with Insulator	1
9	<u>1016363</u>	Fuse Block Cover	1
10	<u>1016366</u>	Screw, #10-24 X 3.0 Pan-Head Machine	2
11	<u>1016423</u>	Fuse, 20-Amp	3
12	<u>1017853</u>	Screw, #6-32 X 0.75 Hex-Head Machine	2
13	<u>101914401</u>	Assembly, Voltage Suppressor	1
14	<u>101932201</u>	Locknut, #6-32 Nylon	4
15	<u>101957101</u>	Bracket, Brake Light Switch	1
16	<u>102869401</u>	Switch, Rocker, Light	1
17	<u>103254401</u>	Wire Harness, Lght Pkg, V8, El	1
18	<u>103255701</u>	Wire Harness, Headlights-Only, CA, Electric	1
19	<u>103414901</u>	Kit, Relay, 48v 30a W/instr (includes item 20)	1
20	<u>103397901</u>	Relay, Spst No, 48v 30a, Pmt	1
21	<u>1241</u>	Washer, 5/16 Type A Flat	1
22	<u>183</u>	Washer, #10, Type A, Flat	4
23	<u>7173</u>	Screw, 5/16-18 X 0.75, Hex-Head Cap	1
24	<u>7473</u>	Locknut, 5/16-18 Nylon Insert	1
25	<u>7591</u>	Washer, #6, Flat	2
		Note: Use item 18 for headlights only. NOTE 2: Use item 17 for headlights and taillights.	

4
G
E

4
G
E



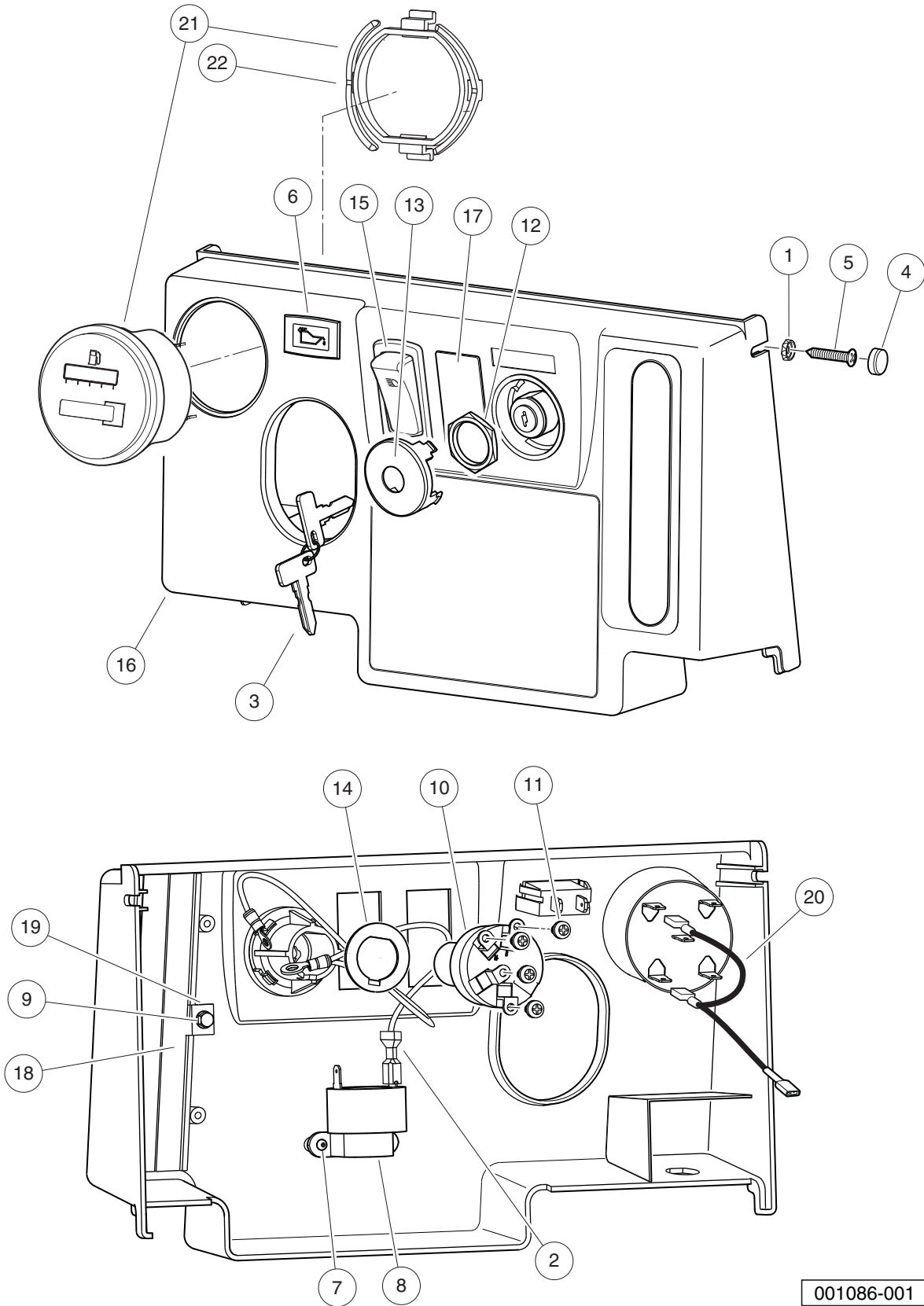
001084-001

TURN SIGNAL KIT – DS AND UTILITY GASOLINE AND ELECTRIC VEHICLES

ITEM	PART NO.	DESCRIPTION	QTY
		1 2 3 4	
1	101707402	Turn Signal Conversion Kit (includes items 2 through 11)	1
2	<u>1011590</u>	Switch Sub-assy, Turn Signal	1
3	N/A	Strap, Extrusion	1
4	<u>1016</u>	Lockwasher, #10 Split	1
5	<u>1017075</u>	Socket & Lamp Assembly	2
6	<u>1017724</u>	Rivet, Plastic	1
7	<u>102529201</u>	Wire Cover, Steering Column	1
8	<u>183</u>	Washer, #10, Type A, Flat	2
9	<u>7893</u>	Nut, #10-32 Hex	2
10	8104	Screw, #10-32 X .75 Rd Hd Mach	1
11	<u>8990</u>	Tie Wrap, 8" Nylon	1

4
G
E

4
G
E



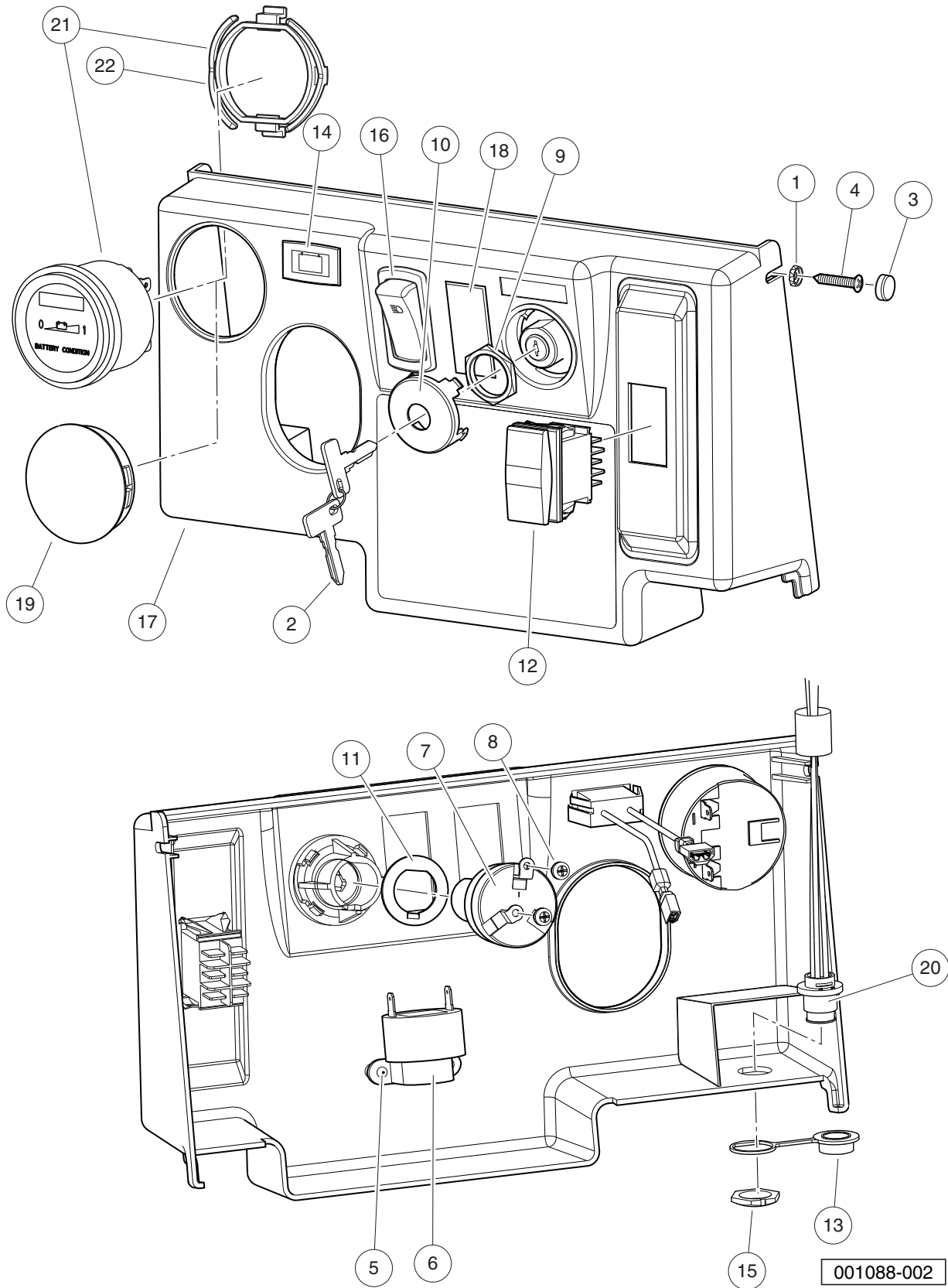
001086-001

INSTRUMENT PANEL AND ELECTRICAL COMPONENTS – CA6/ VILL 6 & 8 GAS

ITEM	PART NO.	DESCRIPTION	QTY
		1 2 3 4	
1	1011382	Washer, #10 Pan-Head Screw	2
2	1012396	Wire Assy #18 Black	1
3	<u>1012505</u>	Keys (set of 2)	1
4	<u>1013494</u>	Cover, Screw Head	2
5	<u>1015528</u>	Screw, #10 x 1-1/4 Phillips Head	2
6	<u>1016630</u>	Light, Oil	1
7	<u>1016849</u>	Screw, #4-24 X 0.33, Pan-Head, Machine	2
8	<u>1016851</u>	Buzzer, Reverse (9-48 VDC)	1
9	<u>101804301</u>	Screw, #8 X 0.500, Hex-Head Hi-Lo	2
10	101826401	Key Switch, 12-Volt, Off/On/Start	1
11	101830601	Screw and Washer Assembly	5
12	<u>101830701</u>	Nut, Key Switch	1
13	<u>101834502</u>	Cap, Black Key Switch	1
14	<u>101851101</u>	Washer, Key Switch	1
15	<u>102869401</u>	Switch, Rocker, Light	1
16	<u>102977001</u>	Panel, Dash, Center, Gas (Instrument Panel)	1
17	<u>103180101</u>	Cover, Hole, Switch, Rocker	1
18	<u>103199001</u>	Brush, Closeout, FNR	2
19	<u>103199101</u>	Washer, Retaining, Brush, FNR	2
20	<u>103348501</u>	Asm, Wire Meter, F-h Jumper	1
21	<u>103348601</u>	Gauge, Fuel-hour, sep Gnd, utl (includes item 22)	1
22	<u>103348201</u>	Clip, Meter, Round	1

4
G
E

4
G
E



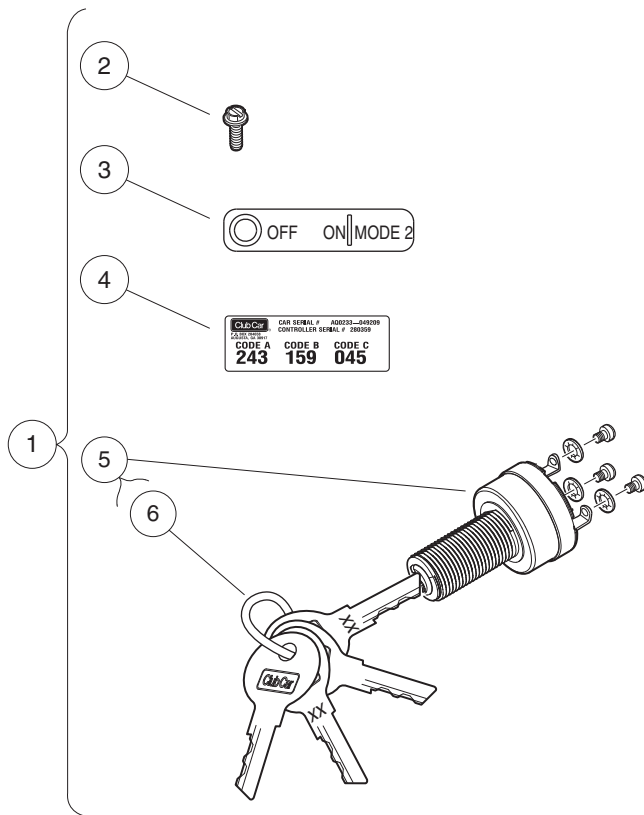
001088-002

INSTRUMENT PANEL WITH ELECTRICAL COMPONENTS – CA6/ VILL 6/8 ELEC. W/LESTER CHARGER

ITEM	PART NO.	DESCRIPTION	QTY
		1 2 3 4	
1	1011382	Washer, #10 Pan-Head Screw	2
2	<u>1012505</u>	Keys (set of 2)	1
3	<u>1013494</u>	Cover, Screw Head	2
4	<u>1015528</u>	Screw, #10 x 1-1/4 Phillips Head	2
5	<u>1016849</u>	Screw, #4-24 X 0.33, Pan-Head, Machine	2
6	<u>1016851</u>	Buzzer, Reverse (9-48 VDC)	1
7	<u>101826201</u>	Key Switch, On/Off	1
8	101830601	Screw and Washer Assembly	2
9	<u>101830701</u>	Nut, Key Switch	1
10	<u>101834502</u>	Cap, Black Key Switch	1
11	<u>101851101</u>	Washer, Key Switch	1
12	<u>101856002</u>	Switch, Rocker, Single-Pole	1
13	<u>102196901</u>	Dust Cap	1
14	<u>102508701</u>	Light, Battery	1
15	<u>102572401</u>	Nut, Diagnostic Port, Prec	1
16	<u>102869401</u>	Switch, Rocker, Light	1
17	<u>102977002</u>	Panel, Dash, Center, Elec (Instrument Panel)	1
18	<u>103180101</u>	Cover, Hole, Switch, Rocker	1
19	<u>103198301</u>	Plug, Hole, Round, 2.0 In	1
20	<u>103218601</u>	Harness, Diagnostic Port	1
21	<u>103354401</u>	Gauge, Battery Cond Ind, Rnd (includes item 22)	1
22	<u>103348202</u>	Clip, Bci, Round	1

4
G
E

4
G
E



001212-001

KEYS AND KEYSWITCHES, SMARTKEY KIT – ELECTRIC VEHICLE

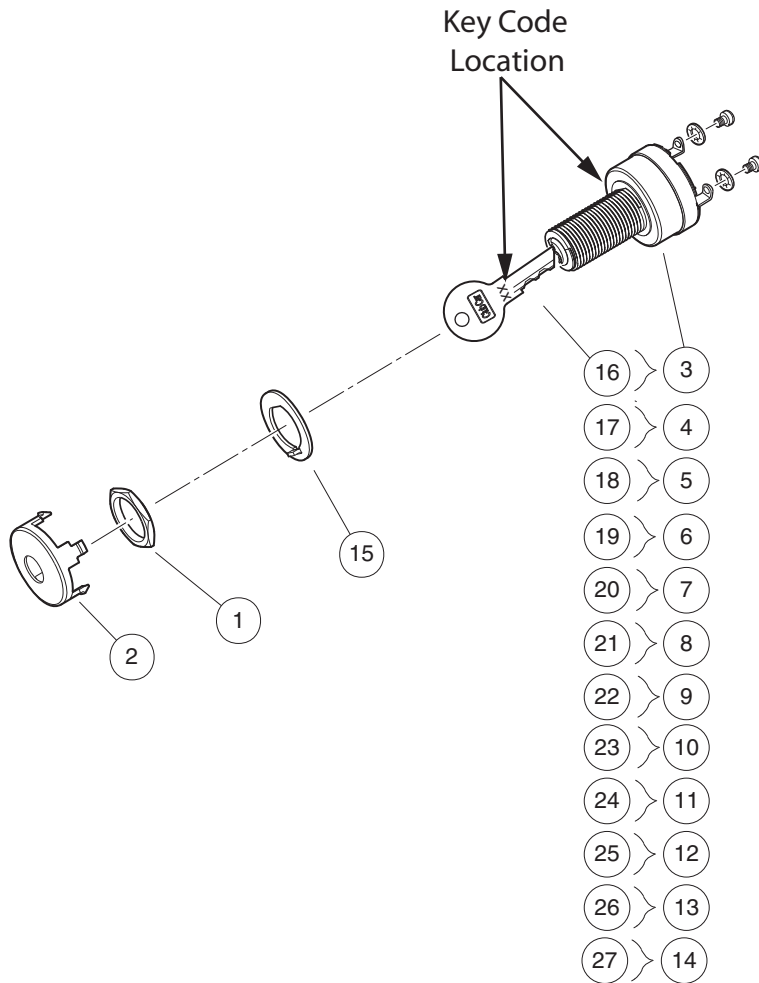
ITEM	PART NO.	DESCRIPTION	QTY
		1 2 3 4	
1	<u>102962602</u>	Kit, Field, Smartkey (includes items 2 through 5)	1
2	<u>1011017</u>	Screw, #8-32 X 0.375	1
3	<u>101825103</u>	Decal, Keyswitch, Iq Plus Mode	1
4	N/A	Decal, Passcode	1
5	<u>102950301</u>	Key Switch, Mode B, Iq Plus (includes item 6)	1
6	<u>102962303</u>	Keys, Set Of 4, Iq Plus Mode	1
		 Note: Not available in the EU.	

4
G
E

4

G

E



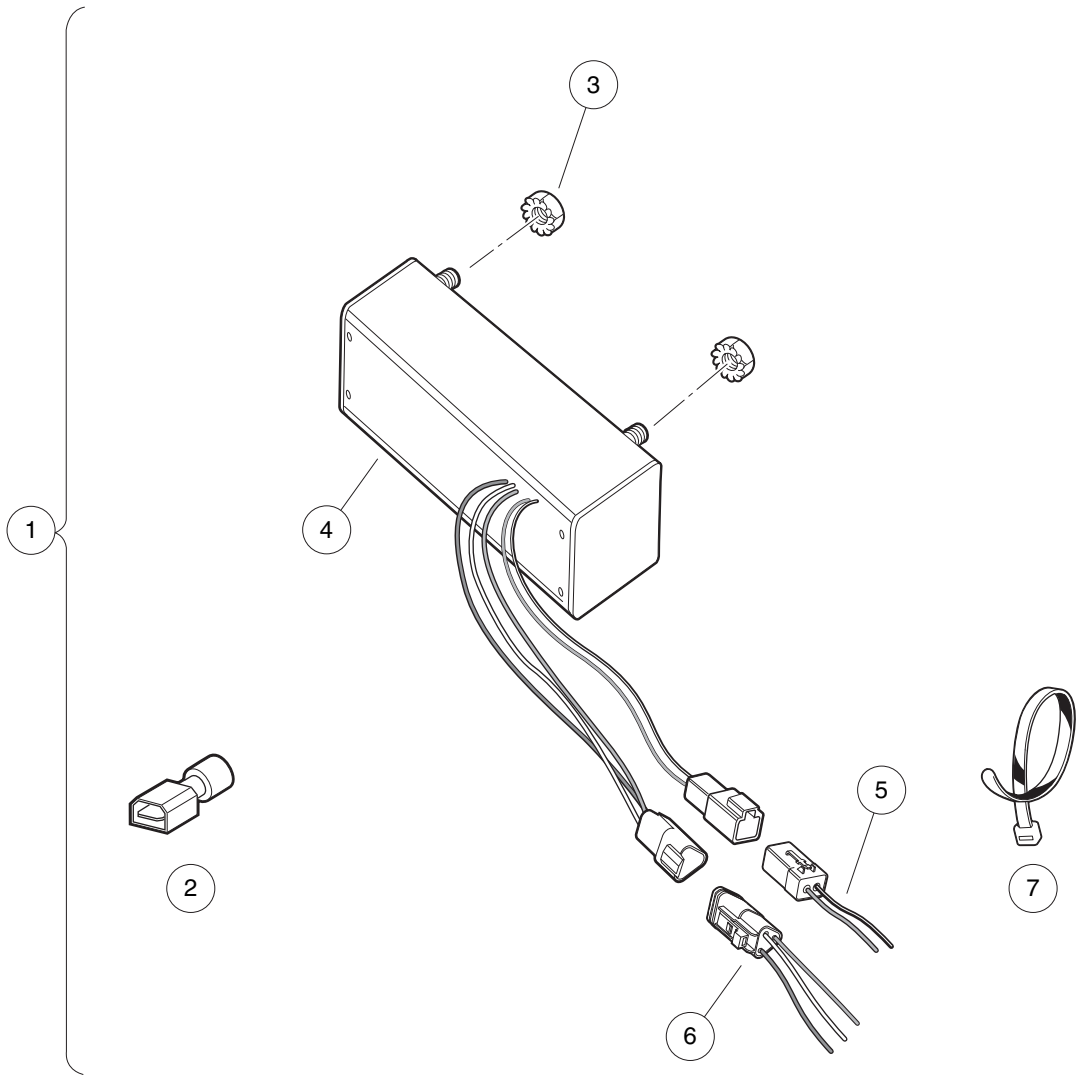
001089-001

KEYS AND KEYSWITCHES, UNCOMMON – GAS VEHICLE

ITEM	PART NO.	DESCRIPTION	QTY
		1 2 3 4	
1	<u>101830701</u>	Nut, Key Switch	1
2	<u>101834502</u>	Cap, Black Key Switch	1
3	<u>101839801</u>	Keyswtch Uncom A408 On/off/st	1
4	<u>101839802</u>	Keyswtch Uncom B408 On/off/st	1
5	<u>101839803</u>	Keyswtch Uncom C408 On/off/st	1
6	<u>101839804</u>	Keyswtch Uncom D408 On/off/st	1
7	<u>101839805</u>	Keyswtch Uncom 2a408 On/off/st	1
8	<u>101839806</u>	Keyswtch Uncom 2b408 On/off/st	1
9	<u>101839807</u>	Keyswtch Uncom 2c408 On/off/st	1
10	<u>101839808</u>	Keyswtch Uncom 2d408 On/off/st	1
11	<u>101839809</u>	Keyswtch Uncom E408 On/off/st	1
12	<u>101839810</u>	Keyswtch Uncom F408 On/off/st	1
13	<u>101839811</u>	Keyswtch Uncom 2e408 On/off/st	1
14	<u>101839812</u>	Keyswtch Uncom 2f408 On/off/st	1
15	<u>101851101</u>	Washer, Key Switch	1
16	<u>101974701</u>	Key, Uncommon 1a	1
17	<u>101974702</u>	Key, Uncommon 1b	1
18	<u>101974703</u>	Key, Uncommon 1c	1
19	<u>101974704</u>	Key, Uncommon 1d	1
20	<u>101974705</u>	Key, Uncommon 2a	1
21	<u>101974706</u>	Key, Uncommon 2b	1
22	<u>101974707</u>	Key, Uncommon 2c	1
23	<u>101974708</u>	Key, Uncommon 2d	1
24	<u>101974709</u>	Key, Uncommon 1e	1
25	<u>101974710</u>	Key, Uncommon 1f	1
26	<u>101974711</u>	Key, Uncommon 2e	1
27	<u>101974712</u>	Key, Uncommon 2f	1
		Note: Keyswitches <u>101839801</u> through <u>101839812</u> are for key-start, gasoline vehicles ONLY.	

4
G
E

4
G
E



001090-001

DC CONVERTER – IQ PLUS ELECTRIC VEHICLE

ITEM	PART NO.	DESCRIPTION	QTY
		1 2 3 4	
1	<u>102918701</u>	Kit, DC/DC Converter, IQ Plus (includes items 2 through 7)	1
2	<u>1016365</u>	Terminal, 1/4" Male Quick Disconnect	1
3	<u>101835601</u>	Locknut, 1/4-20 Hex Whiz	2
4	<u>102352201</u>	Converter , Dc -non Isolated	1
5	<u>102354901</u>	Harness, Dc Converter - 12v	1
6	<u>102890201</u>	Harness, Dc Converter, 48v	1
7	<u>8990</u>	Tie Wrap, 8" Nylon	10

4

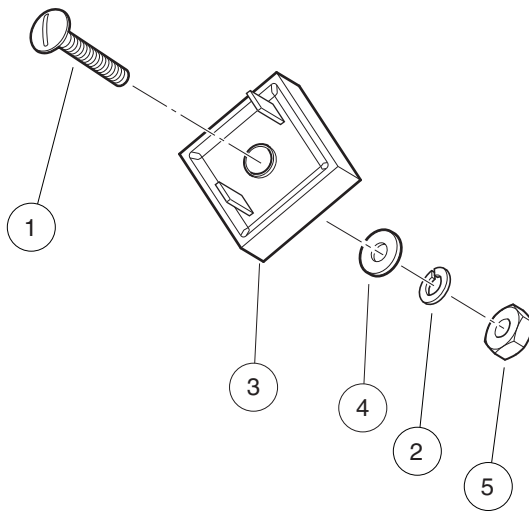
G

E

4

G

E



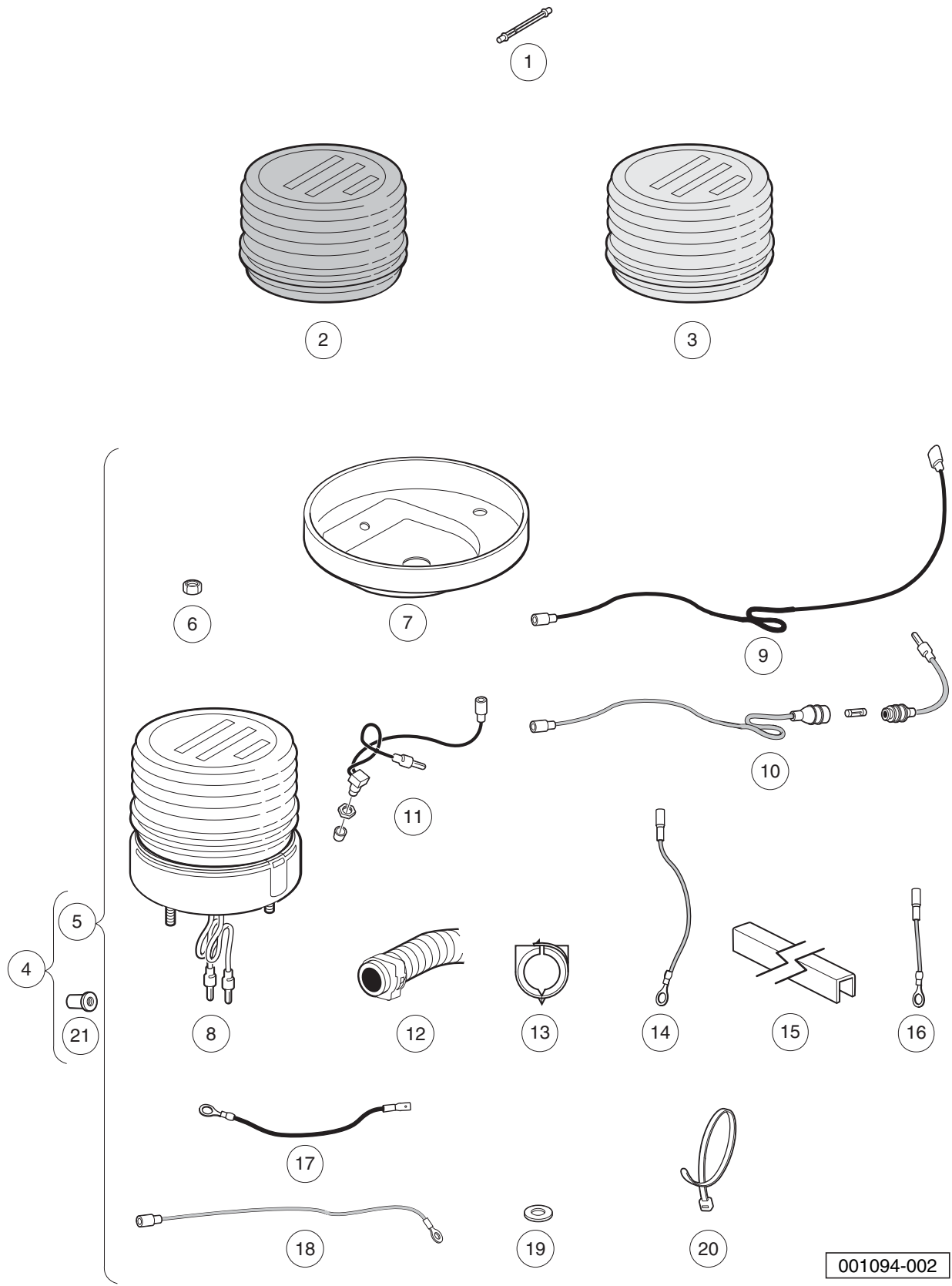
001091-001

VOLTAGE LIMITER – GASOLINE VEHICLE

ITEM	PART NO.	DESCRIPTION	QTY
		1 2 3 4	
1	<u>1010909</u>	Screw, #10-32 X 1.25 Rd Hd Mch	1
2	<u>1016</u>	Lockwasher, #10 Split	1
3	<u>1017721</u>	Limiter, Voltage	1
4	<u>183</u>	Washer, #10, Type A, Flat	1
5	<u>7893</u>	Nut, #10-32 Hex	1

4
G
E

4
G
E



001094-002

STROBE LIGHT, ROOF-MOUNTED

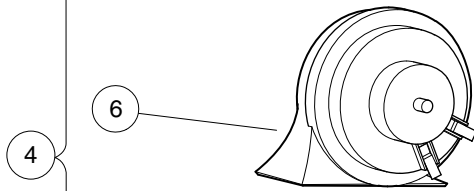
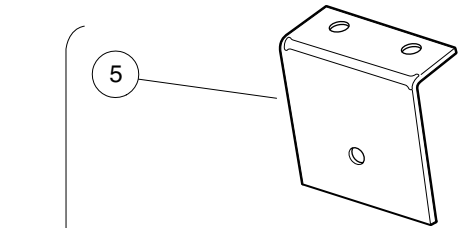
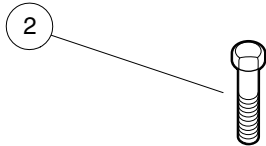
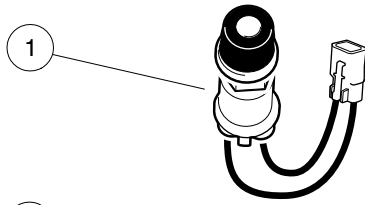
ITEM	PART NO.	DESCRIPTION	QTY
		1 2 3 4	
1	<u>1015526</u>	Bulb, Replacement, for Strobe Light	1
2	<u>AM1243701</u>	Lens, Blue, for Strobe Light	A/R
3	<u>AM1243801</u>	Lens, Red, for Strobe Light	A/R
4	<u>SVP119201</u>	Light, Roof-Mounted Strobe, Field (includes items 5 through 21)	A/R
5	<u>AM1243501</u>	Kit, Roof Mounted Strobe Fd (includes items 6 through 20)	1
6	<u>1012438</u>	Locknut, #10-24 Nylon Insert	2
7	<u>1015010</u>	Cover Plate Switch	1
8	<u>1015156</u>	Light Assembly, Strobe	1
9	<u>1015167</u>	#16 Black Wire Asm	1
10	<u>1015170</u>	Wire Assembly #16	1
11	<u>1015187</u>	Switch Assembly	1
12	<u>1015768</u>	Split Convolute Elec Conduit	11
13	<u>1015770</u>	Outlet Ring - .5 Diameter	5
14	<u>1016230</u>	Wire Asm #16 Red	1
15	<u>1016267</u>	Snap On Conduit Vert.	1
16	<u>1016287</u>	Wire Asm #16 Red	1
17	<u>1016929</u>	Wire Assembly Black #16	1
18	<u>101821601</u>	#18 Red Wire Assembly	1
19	<u>183</u>	Washer, #10, Type A, Flat	2
20	<u>8639</u>	Tie Wrap, 11" Nylon	8
21	<u>SVP493201</u>	Well Nut, 10-32	3

4
G
E

4

G

E



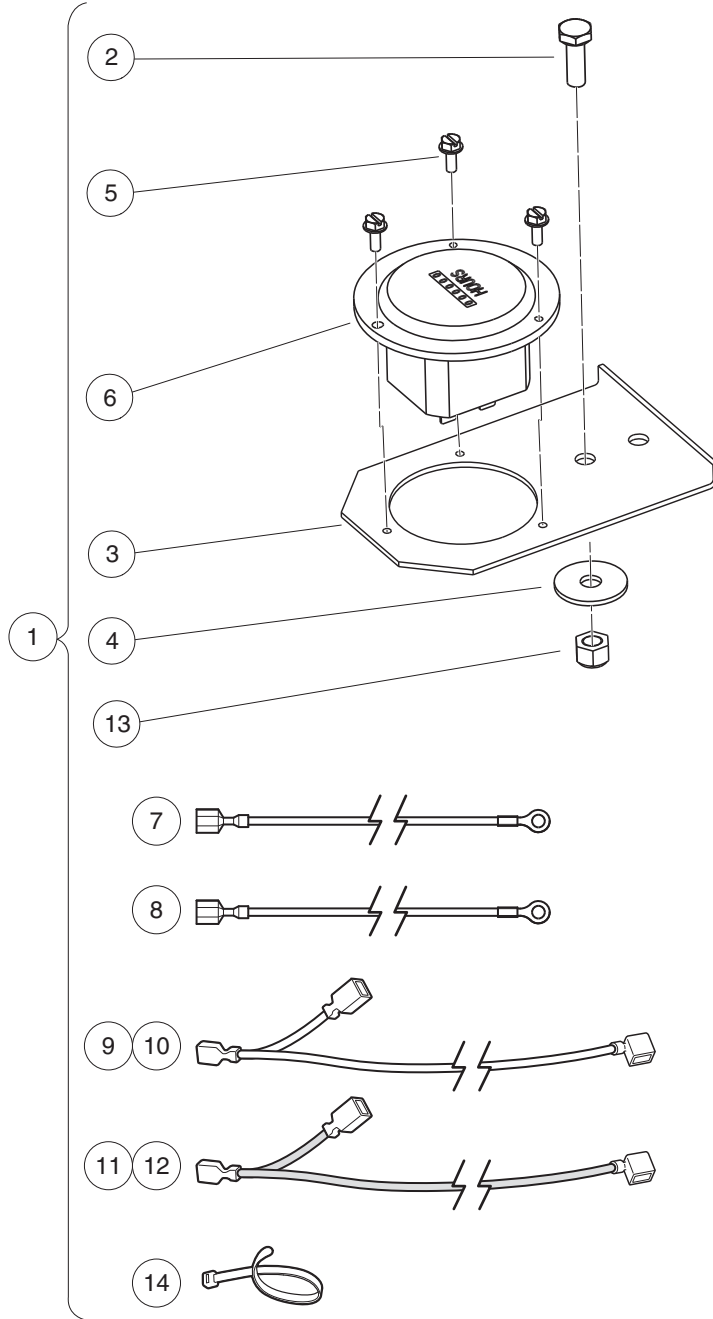
001095-001

HORN

ITEM	PART NO.	DESCRIPTION	QTY
		1 2 3 4	
1	<u>101969701</u>	Horn Button and Wire Assembly	1
2	304	Screw, 1/4-20 X 1.0 Hex-Head Cap	2
3	<u>332</u>	Washer, 1/4 Type A Narrow Flat	2
4	<u>4029</u>	Horn (includes items 5 through 9)	1
5	<u>1011825</u>	Horn Bracket	1
6	<u>1014530</u>	Horn, 12-VDC	1
7	<u>101955101</u>	Nut, M6 Hex	1
8	<u>7820</u>	Washer, 5/16 Internal-Tooth	1
9	8294	5/16 Ring Term.	1
10	<u>8233</u>	Locknut, 1/4-20, Nylon Insert	2

4
G
E

4
G
E



001096-001

HOUR METER – IQ SYSTEM AND IQ PLUS ELECTRIC VEHICLES

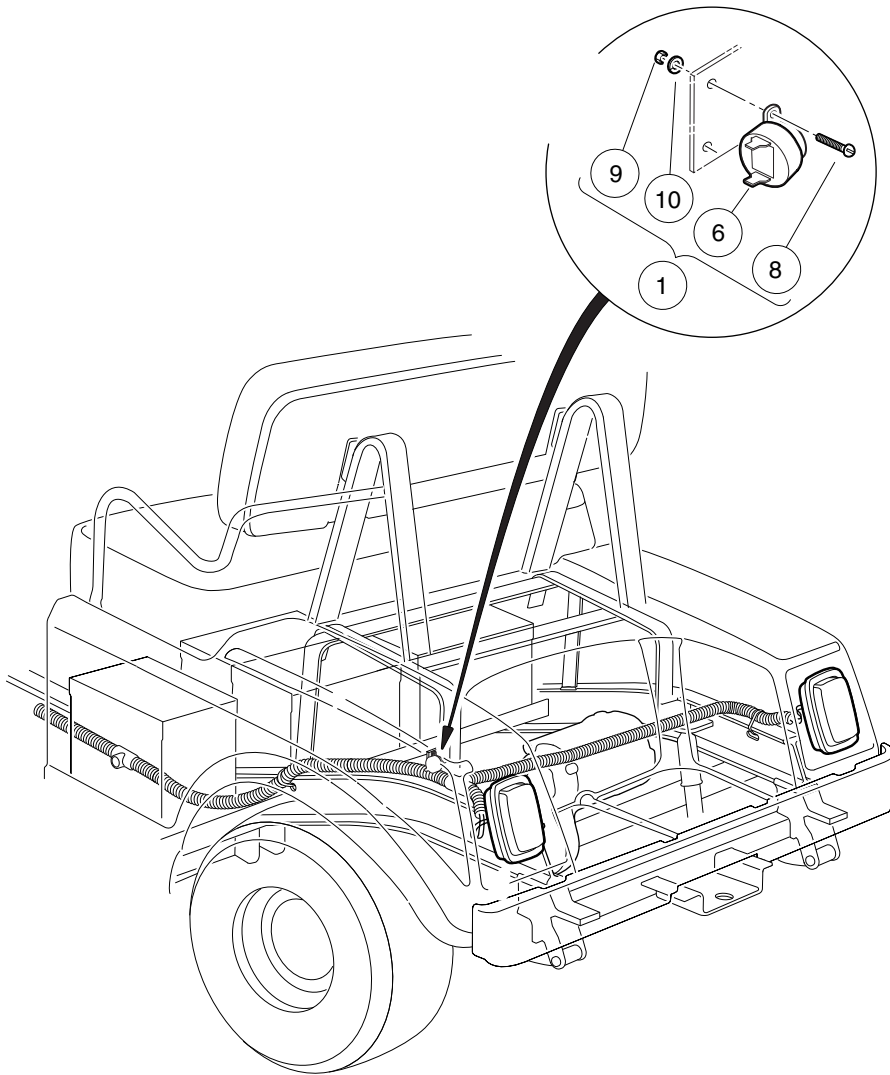
ITEM	PART NO.	DESCRIPTION	QTY
		1 2 3 4	
1	<u>1013579</u>	Kit, Hour Meter (includes items 2 through 14)	1
2	<u>1012285</u>	Screw, 1/4 X 0.625 Hex-Head	1
3	<u>1013547</u>	Hour Meter Bracket	1
4	<u>1014306</u>	Washer, 1/4" Type B Flat	1
5	<u>1014540</u>	Screw, #6-32 X 3/8 Taptite	3
6	N/A	Hour Meter	1
7	101881501	Wire Assembly Black #18	1
8	101881601	Wire Assembly Red #18	1
9	<u>101997802</u>	Wire Assembly #18 Yellow	1
10	<u>101997803</u>	Wire Asm #18 Yellow 31"	1
11	<u>101997902</u>	Wire Assembly #18 Red	1
12	<u>101997903</u>	Wire Asm # 18 Red 31"	1
13	<u>8233</u>	Locknut, 1/4-20, Nylon Insert	1
14	<u>8990</u>	Tie Wrap, 8" Nylon	1
<p>Note: The kit includes components that apply to multiple vehicles. The installation instructions will specify which components are required for a specific model. After installation, discard components not used.</p>			

4
G
E

4

G

E



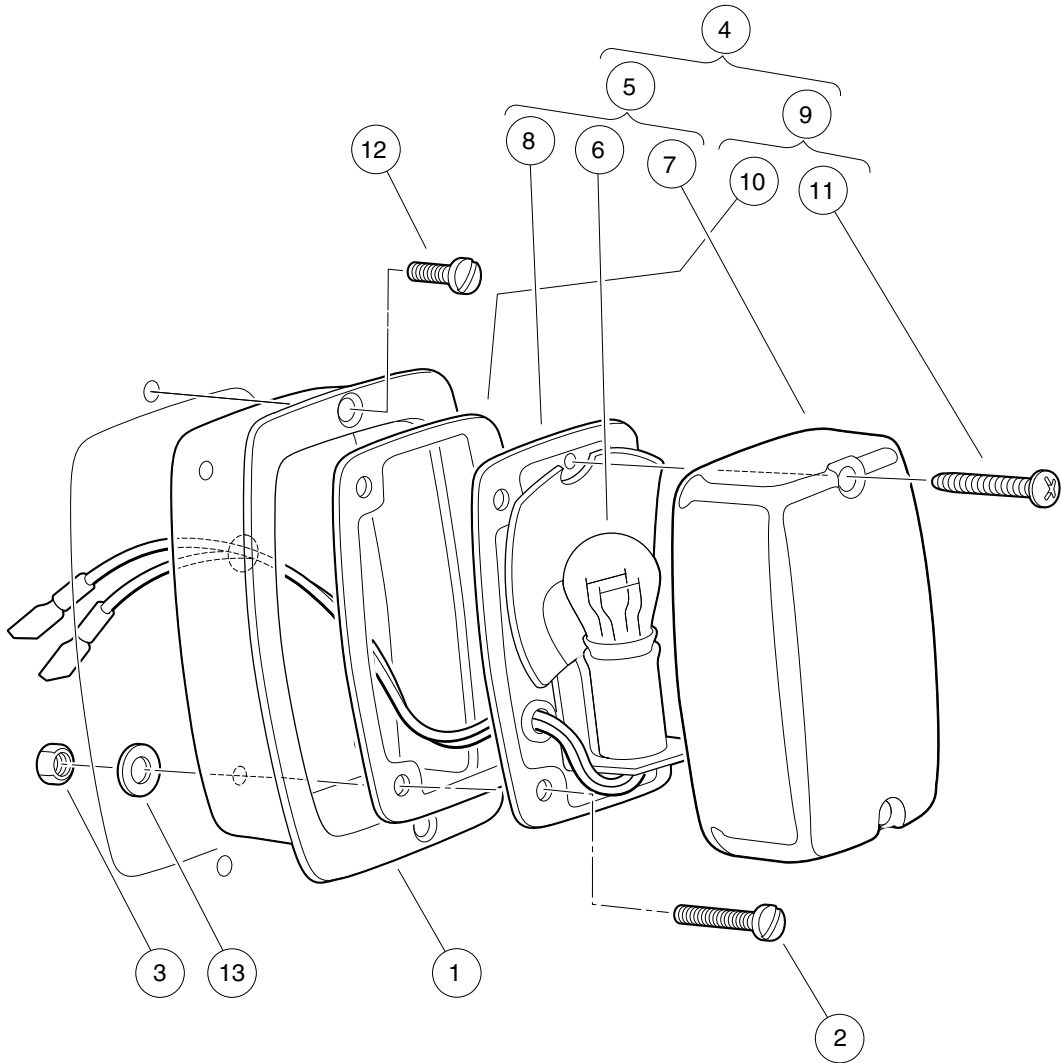
000433-001

REAR REVERSE BUZZER

ITEM	PART NO.	DESCRIPTION	QTY
		1 2 3 4	
1	<u>1016859</u>	Kit, Reverse Buzzer (includes items 2 through 10)	1
2	<u>1011229</u>	Locknut, #6-32 Whiz	1
3	1012431	Washer, #4 Flat	2
4	<u>1015720</u>	Screw, #6-32 X 1/2 Hex Washer-Head	1
5	<u>1016849</u>	Screw, #4-24 X 0.33, Pan-Head, Machine	2
6	<u>1016851</u>	Buzzer, Reverse (9-48 VDC)	1
7	1016857	Wire Assembly Black #18	1
8	<u>8056</u>	Screw, #4-40 X 0.75 Round-Head Machine	2
9	<u>8057</u>	Nut, #4-40 Hex Machine	2
10	<u>8058</u>	Lockwasher, #4 Split	2
Note: Note: Items 2 through 5 and 7 are included in the kit, but are not used in this application.			

4
G
E

4
G
E



000348-006

TAIL LIGHTS

ITEM	PART NO.	DESCRIPTION	QTY
		1 2 3 4	
1	<u>1011497</u>	Bezel, Taillight	1
2	<u>1011557</u>	Screw, #6-32 X 1.00 Hex-Head Machine	1
3	<u>1011558</u>	Nut, #6-32 Hex	1
4	1017035	Taillight Assembly (includes items 5 through 9)	1
5	N/A	Light, Tail (includes items 6 through 8)	1
6	<u>1011582</u>	Taillight Bulb	1
7	<u>1011843</u>	Taillight Lens	1
8	N/A	Base, Taillight	1
9	<u>1017699</u>	Hardware Kit, Tail Light (includes items 10 and 11)	1
10	N/A	Gasket	1
11	N/A	Screw, Tapered	2
12	<u>102915601</u>	Plastic Rivet - Tuflock	1
13	<u>7591</u>	Washer, #6, Flat	1

4
G
E

4

G

E

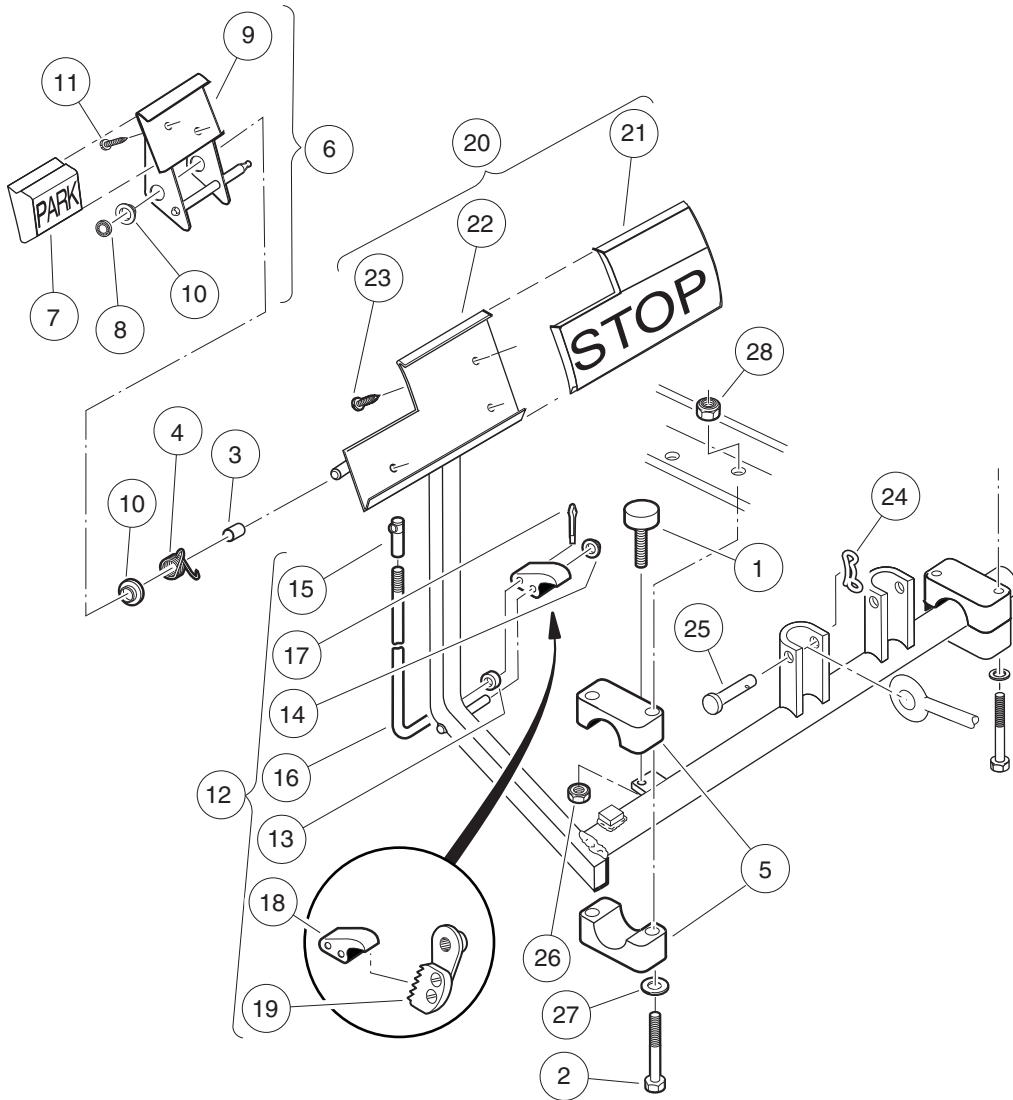
BRAKES, PEDALS, AND CABLES

5

G

E

5
G
E



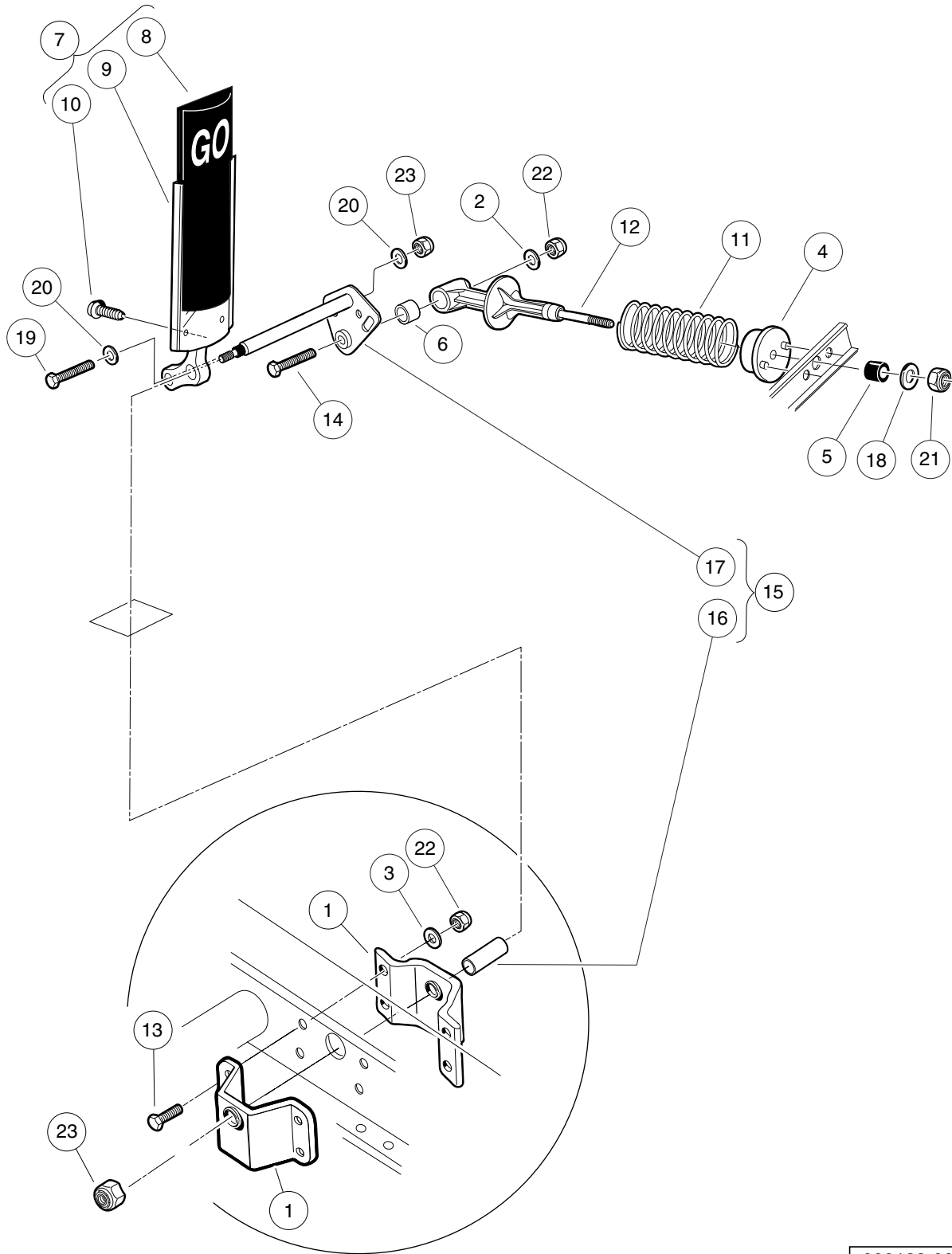
000187-001

BRAKE PEDAL ASSEMBLY

ITEM	PART NO.	DESCRIPTION	QTY
		1 2 3 4	
1	<u>1010878</u>	Bumper, Rubber	1
2	<u>1010921</u>	Screw, 5/16-18 X 2.50 Hex Cap	4
3	<u>1010927</u>	Hill Brake Spacer	1
4	<u>1010933</u>	Spring, Hill Brake Torsion	1
5	<u>1011402</u>	Package, Brake Mounting Block	1
6	<u>1011418</u>	Kit, Hill Brake Pedal (includes items 7 through 11)	1
7	<u>1013870</u>	Pad, Hill Brake	1
8	<u>1013876</u>	Pushnut, 3/8	1
9	N/A	Hill Brake Weld Assembly	1
10	<u>1032</u>	Bushing, Nylon	2
11	7716	Screw, #10-16 Type AB, Sheet Metal	2
12	<u>101187702</u>	Kit, Hill Brake Latch (includes items 13 through 19)	1
13	<u>1010805</u>	Sleeve, Hill Brake Rod	1
14	<u>1010877</u>	Pushnut, 3/8	1
15	1010932	Ball Joint, 1/4-28	1
16	N/A	Rod, Hill Brake	1
17	<u>1017029</u>	Pin, Cotter, 7/64 x 1/2 Stainless-Steel	1
18	N/A	Pawl, Hill Brake	1
19	101918501	Ratchet Assembly	1
20	<u>101878201</u>	Brake Pedal Kit (includes items 21 through 23)	1
21	<u>1013869</u>	Pad, Brake Pedal	1
22	N/A	Weldment, Brake Pedal, 2wr Std	1
23	7716	Screw, #10-16 Type AB, Sheet Metal	3
24	<u>102323101</u>	Pin, Bow Tie Locking	1
25	<u>102323201</u>	Pin, 3/8 X 1-5/16 Clevis	1
26	<u>1028</u>	Nut, 1/4-20 Hex	1
27	<u>1241</u>	Washer, 5/16 Type A Flat	4
28	<u>7473</u>	Locknut, 5/16-18 Nylon Insert	4

5
G
E

5
G
E



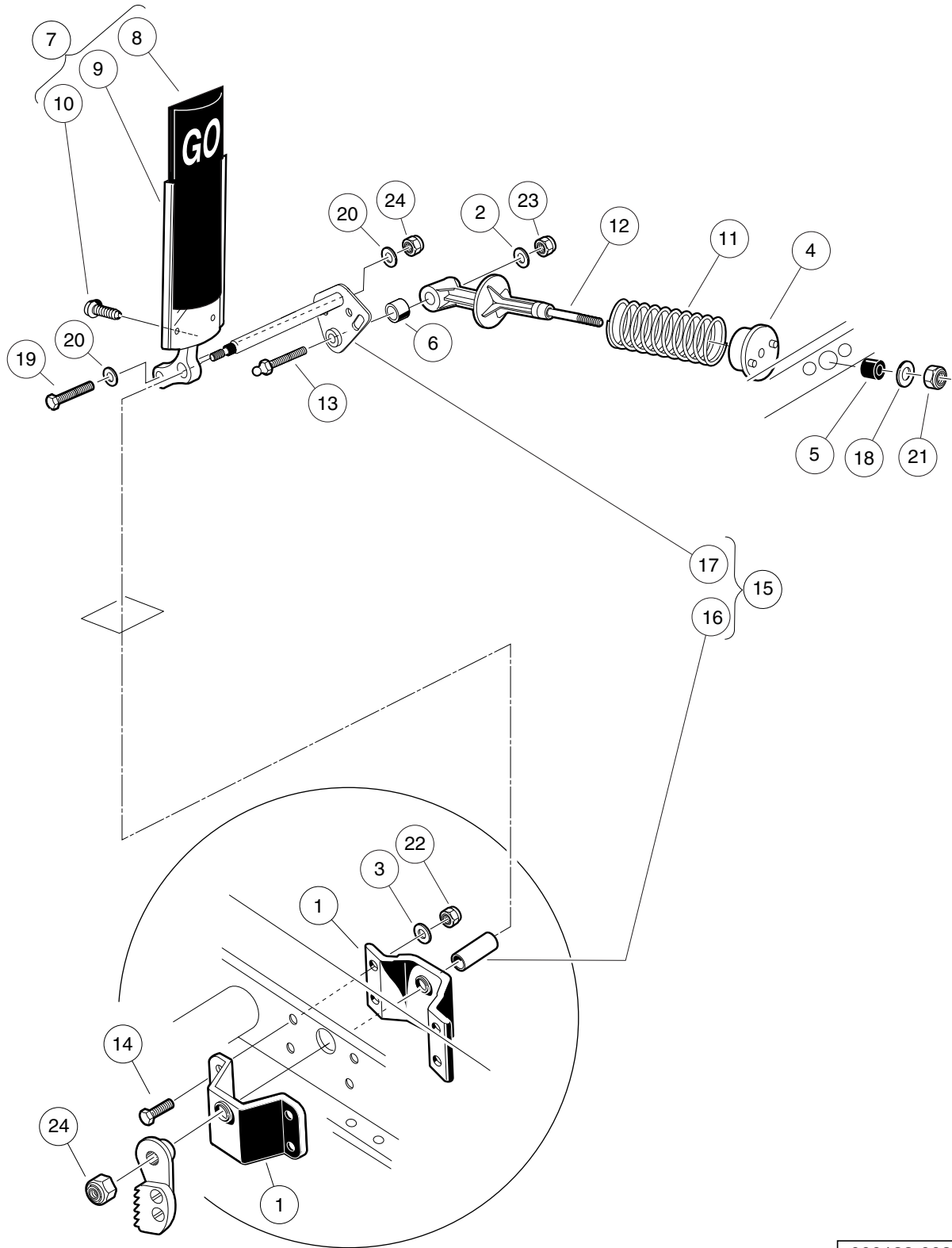
000188-007

ACCELERATOR PEDAL ASSEMBLY – ELECTRIC VEHICLES WITH MCOR

ITEM	PART NO.	DESCRIPTION	QTY
		1 2 3 4	
1	<u>1011694</u>	Accelerator Bracket and Bearing Assembly	2
2	<u>1011931</u>	Washer, 1/4 Flat	1
3	<u>1014007</u>	Washer, 1/4, Flat	4
4	<u>1017378</u>	Cup, Spring	1
5	<u>1017380</u>	Bumper, Spring Return	1
6	<u>1017424</u>	Bearing, Pivot Support	1
7	<u>1017696</u>	Sub Asm, Accelerator Pedal (includes items 8 through 10)	1
8	1013871	Pad, Accelerator Pedal	1
9	N/A	Accelerator Pedal Weldment	1
10	7716	Screw, #10-16 Type AB, Sheet Metal	4
11	101796201	Spring, Accelerator Return	1
12	<u>101817401</u>	Retainer, Spring	1
13	<u>101861901</u>	Screw, 1/4-20 X 1.125 Hex Cap	4
14	<u>101862001</u>	Screw, 1/4-20 X 1.500 Flange	1
15	<u>102026001</u>	Kit, Accelerator Pivot Rod Assembly (includes items 16 and 17)	1
16	101919801	Spacer, Accelerator	1
17	<u>102158901</u>	Pivot Rod Weldment	1
18	<u>1241</u>	Washer, 5/16 Type A Flat	1
19	<u>1624</u>	Screw, 3/8-16 X 1.50, Hex-Head Cap	1
20	<u>334</u>	Washer, 3/8, Type A, Flat	2
21	<u>7473</u>	Locknut, 5/16-18 Nylon Insert	1
22	<u>8233</u>	Locknut, 1/4-20, Nylon Insert	5
23	<u>8754</u>	Locknut, 3/8-16 Hex	2

5
G
E

5
G
E



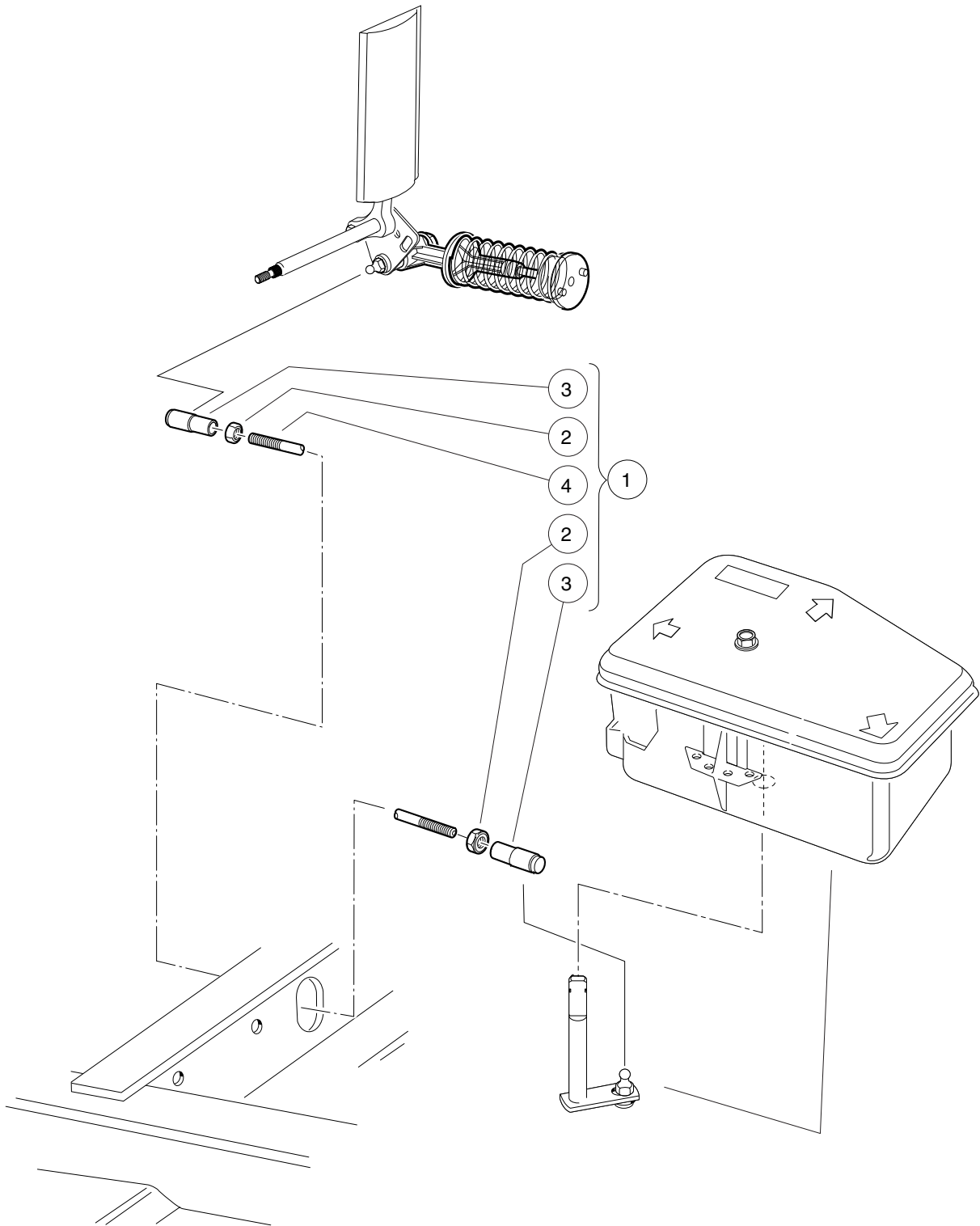
000188-008

ACCELERATOR PEDAL ASSEMBLY – GASOLINE VEHICLES

ITEM	PART NO.	DESCRIPTION	QTY
		1 2 3 4	
1	<u>1011694</u>	Accelerator Bracket and Bearing Assembly	2
2	<u>1011931</u>	Washer, 1/4 Flat	1
3	<u>1014007</u>	Washer, 1/4, Flat	4
4	<u>1017378</u>	Cup, Spring	1
5	<u>1017380</u>	Bumper, Spring Return	1
6	<u>1017424</u>	Bearing, Pivot Support	1
7	<u>1017696</u>	Sub Asm, Accelerator Pedal (includes items 8 through 10)	1
8	1013871	Pad, Accelerator Pedal	1
9	N/A	Accelerator Pedal Weldment	1
10	7716	Screw, #10-16 Type AB, Sheet Metal	4
11	101796201	Spring, Accelerator Return	1
12	<u>101817401</u>	Retainer, Spring	1
13	101818801	Stud, 1/4-28 X 1.35 Ball	1
14	<u>101861901</u>	Screw, 1/4-20 X 1.125 Hex Cap	4
15	<u>102026001</u>	Kit, Accelerator Pivot Rod Assembly (includes items 16 and 17)	1
16	101919801	Spacer, Accelerator	1
17	<u>102158901</u>	Pivot Rod Weldment	1
18	<u>1241</u>	Washer, 5/16 Type A Flat	1
19	<u>1624</u>	Screw, 3/8-16 X 1.50, Hex-Head Cap	1
20	<u>334</u>	Washer, 3/8, Type A, Flat	2
21	<u>7473</u>	Locknut, 5/16-18 Nylon Insert	1
22	<u>8233</u>	Locknut, 1/4-20, Nylon Insert	4
23	<u>8717</u>	Locknut, Nylon Insert, 1/4-28	1
24	<u>8754</u>	Locknut, 3/8-16 Hex	2

5
G
E

5
G
E



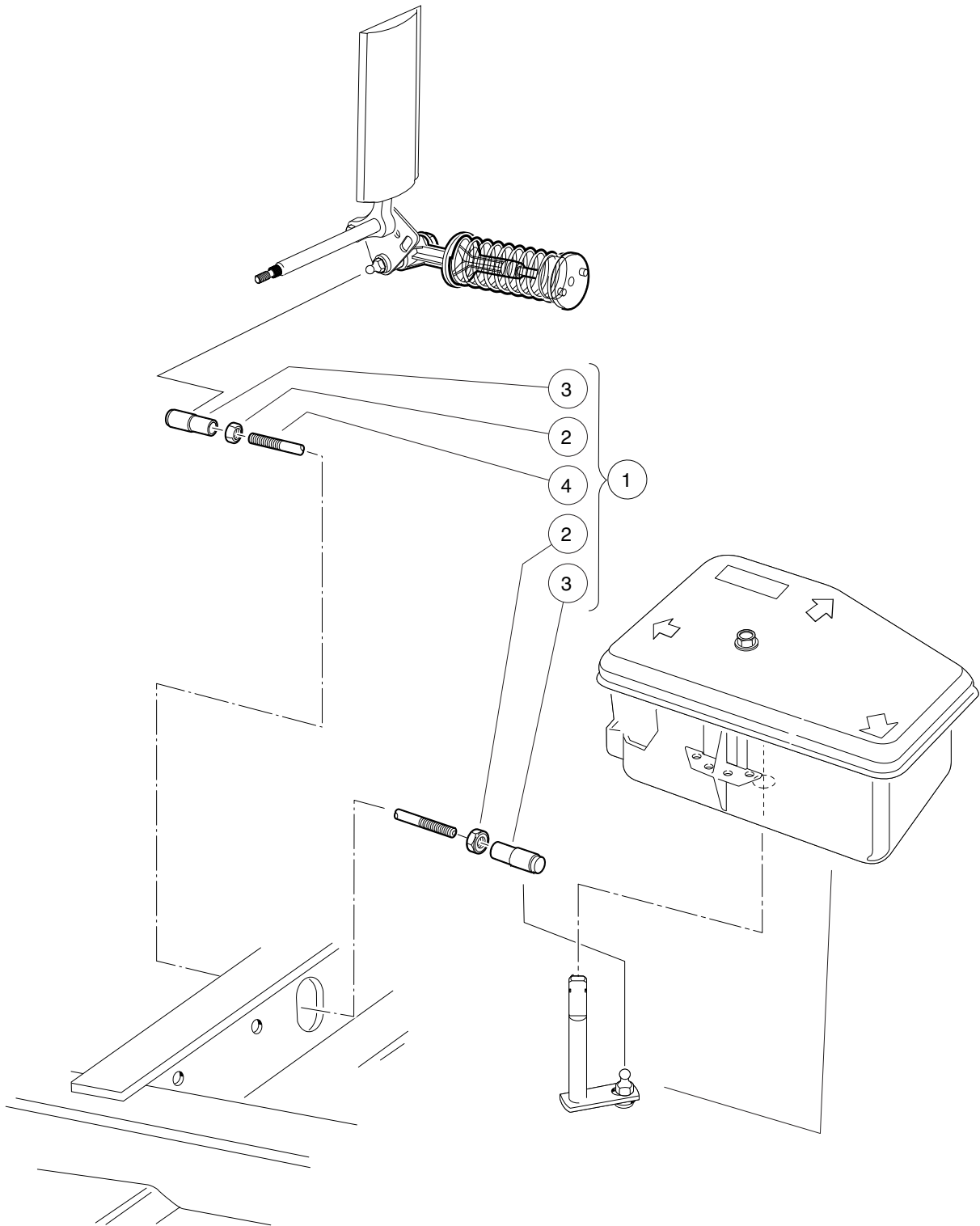
000362-001

ACCELERATOR ROD – TURF/CA 6 & VILLAGER 6 GAS VEHICLES

ITEM	PART NO.	DESCRIPTION	QTY
		1 2 3 4	
1	<u>101674702</u>	Rod, Accelerator (includes items 2 through 4)	1
2	<u>1011084</u>	Nut, 1/4-28 Hex Jam	2
3	<u>1011734</u>	Joint, Ball	2
4	N/A	Accelerator Rod Elec Stretch	1

5
G
E

5
G
E



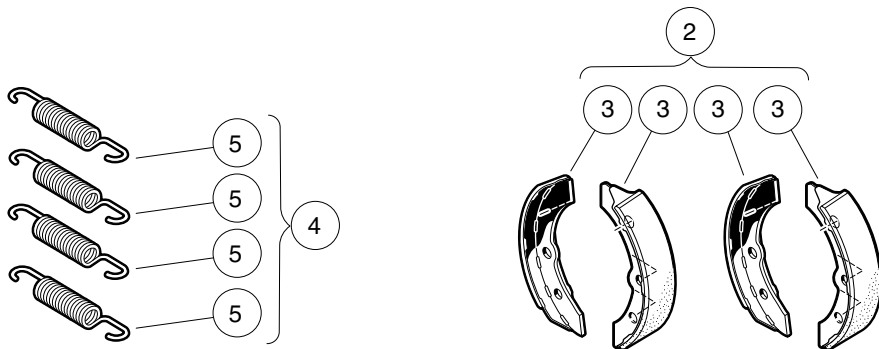
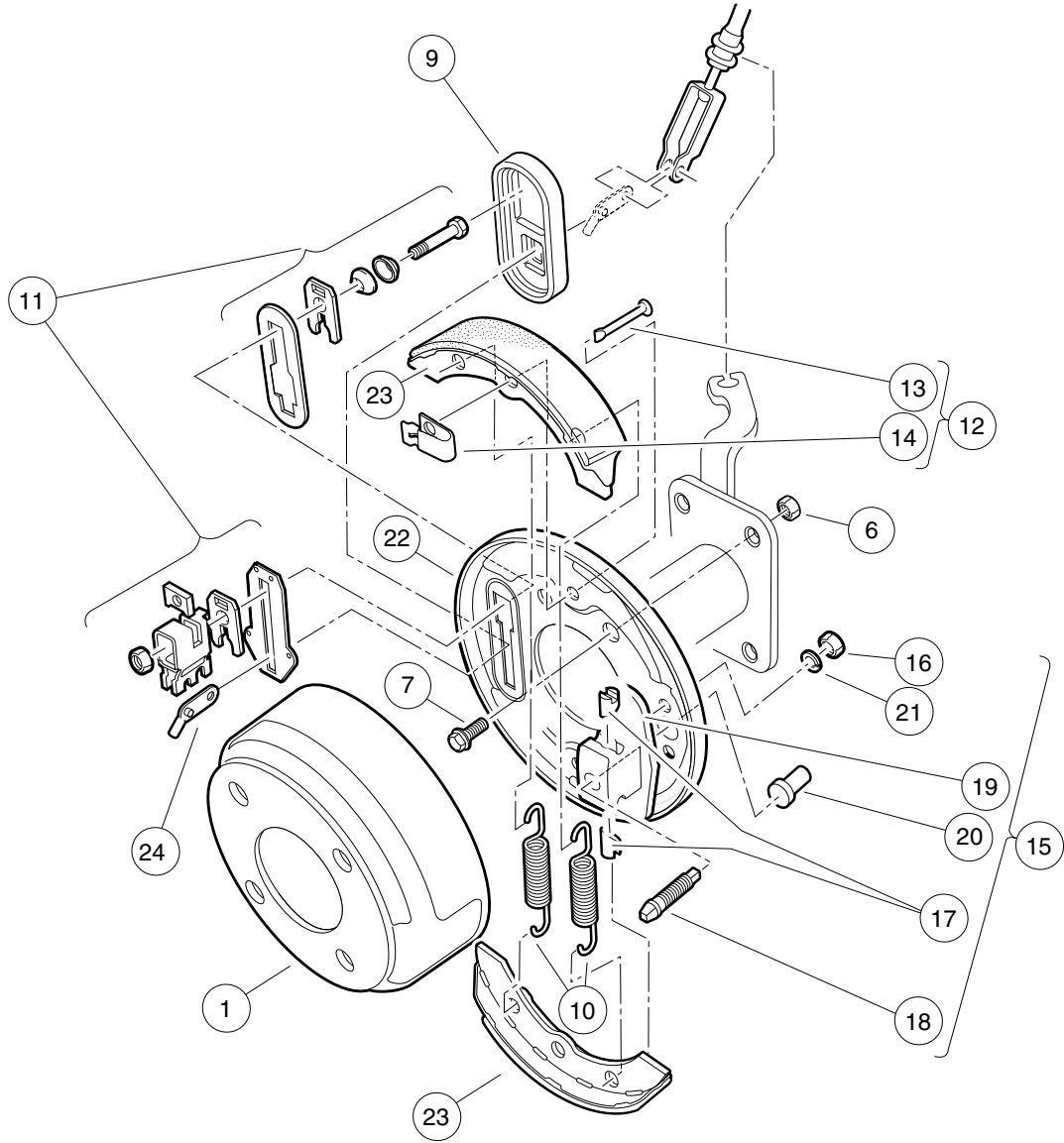
000362-001

ACCELERATOR ROD – VILLAGER 8 GAS VEHICLES

ITEM	PART NO.	DESCRIPTION	QTY
		1 2 3 4	
1	<u>101674704</u>	Accelerator Rod Assembly, RV XL (includes items 2 through 4)	1
2	<u>1011084</u>	Nut, 1/4-28 Hex Jam	2
3	<u>1011734</u>	Joint, Ball	2
4	N/A	Accelerator Rod, RV XL	1

5
G
E

5
G
E

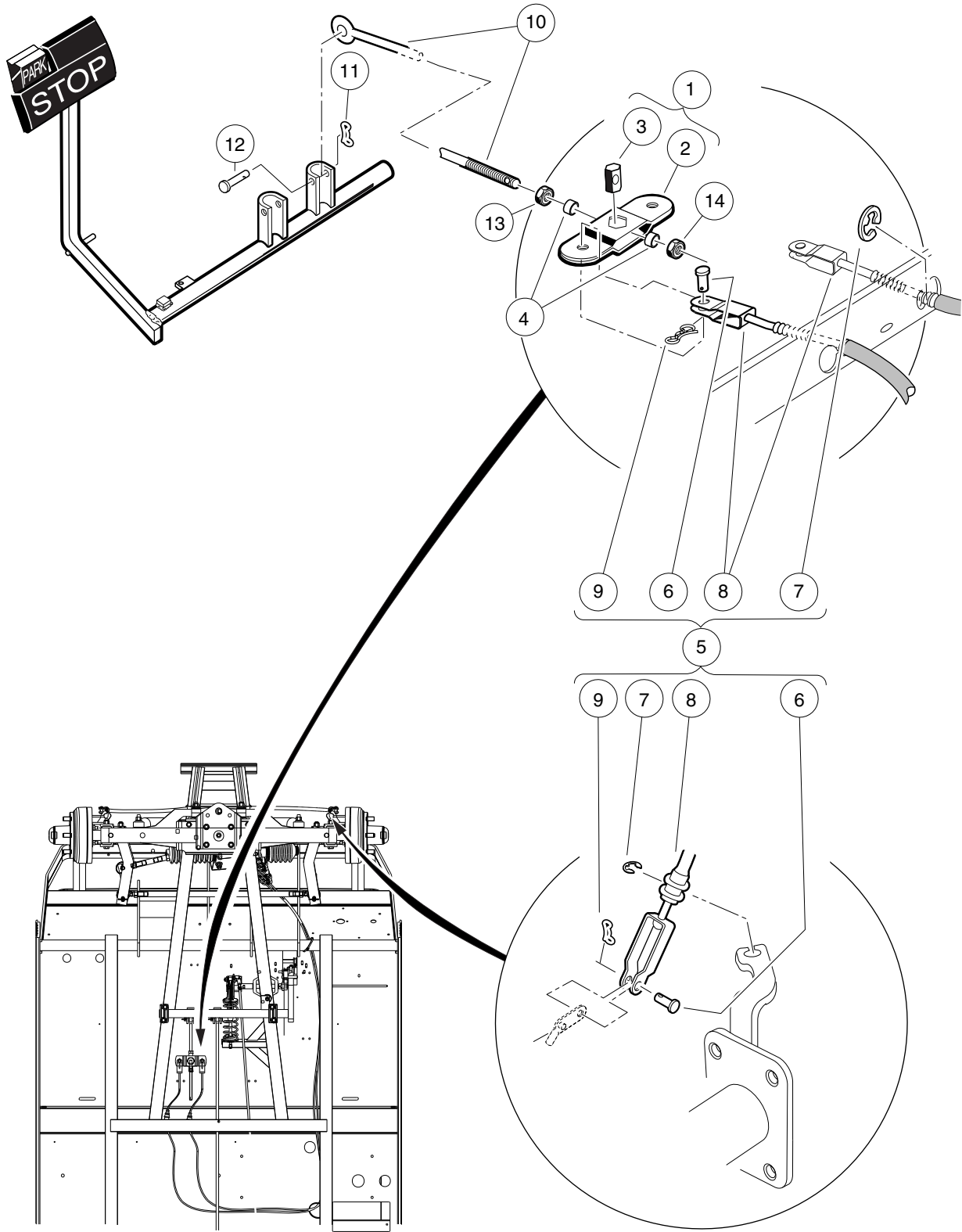


000298-001

FRONT BRAKE ASSEMBLY – VEHICLES WITH FOUR-WHEEL BRAKES

ITEM	PART NO.	DESCRIPTION	QTY	
		1 2 3 4		5
1	<u>1011137</u>	Drum, Brake	2	G
2	<u>101146302</u>	Kit, Non-Asbestos Brake Shoe (includes item 3)	1	E
3	101880701	Shoe Brake Manual Adj (Available in Kit, Non-Asbestos Brake Shoe)	4	
4	<u>1011464</u>	Package, Brake Spring (includes item 5)	1	
5	1011314	Brake Spring	4	
6	<u>1013924</u>	Nut, 5/16-24, Hex Head Cone	8	
7	<u>1014153</u>	Bolt, Brake Cluster Mounting	8	
8	<u>1016557</u>	Cluster, Brake, Driver-Side (includes items 9 through 24)	1	
9	<u>1010850</u>	Dust Cover	1	
10	1011314	Brake Spring	2	
11	<u>1011465</u>	Kit, Brake Actuator	1	
12	<u>1011466</u>	Kit, Shoe Retainer (includes items 13 and 14)	1	
13	N/A	Pin	2	
14	N/A	Shoe Clamp Spring	2	
15	<u>1011467</u>	Kit, Anchor Body (includes items 16 through 21)	1	
16	<u>1011114</u>	Nut, M6-1.00 Hex	2	
17	1011298	Anchor Piston	2	
18	N/A	Adjustment Bolt	1	
19	N/A	Anchor Body Component	1	
20	<u>1011303</u>	Adjustment Bolt Cap	1	
21	<u>451</u>	Lockwasher, 1/4 Split	2	
22	1011494	Backing Plate, Left-Hand	1	
23	101880701	Shoe Brake Manual Adj (Available in Kit, Non-Asbestos Brake Shoe)	2	
24	N/A	Arm, Brake Lever	1	
25	<u>1016573</u>	Cluster, Brake, Passenger-Side (includes items 26 through 41)	1	
26	<u>1010850</u>	Dust Cover	1	
27	<u>1011154</u>	Backing Plate, Right-Hand	1	
28	1011314	Brake Spring	2	
29	<u>1011465</u>	Kit, Brake Actuator	1	
30	<u>1011466</u>	Kit, Shoe Retainer (includes items 31 and 32)	1	
31	N/A	Pin	2	
32	N/A	Shoe Clamp Spring	2	
33	<u>1011467</u>	Kit, Anchor Body (includes items 34 through 39)	1	
34	<u>1011114</u>	Nut, M6-1.00 Hex	2	
35	1011298	Anchor Piston	2	
36	N/A	Adjustment Bolt	1	
37	N/A	Anchor Body Component	1	
38	<u>1011303</u>	Adjustment Bolt Cap	1	
39	<u>451</u>	Lockwasher, 1/4 Split	2	
40	101880701	Shoe Brake Manual Adj (Available in Kit, Non-Asbestos Brake Shoe)	2	
41	N/A	Arm, Brake Lever	1	
<p>Note: Passenger-side brake cluster not shown. Components have a similar appearance to driver-side brake cluster components.</p>				

5
G
E



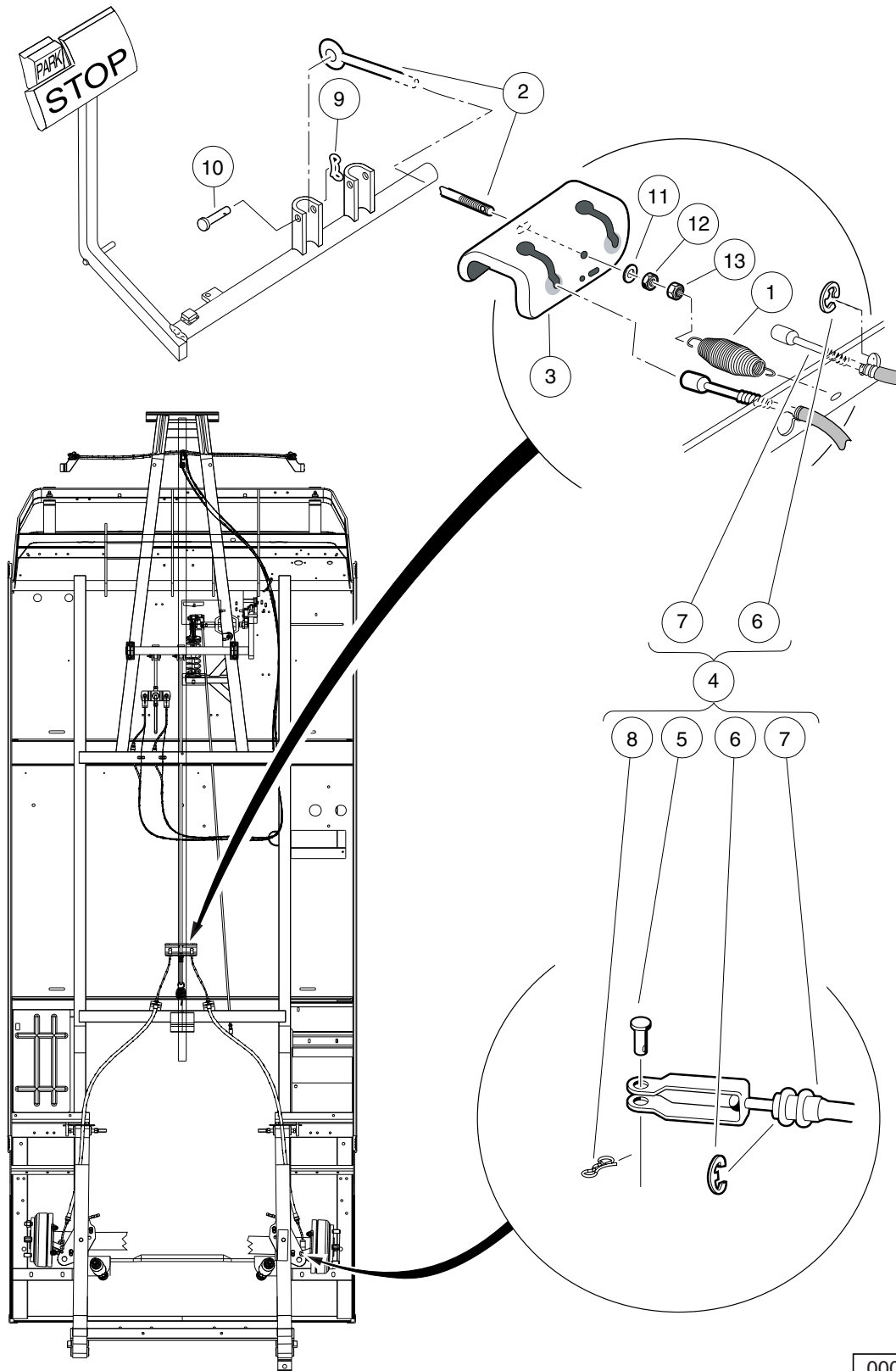
000294-001

FRONT BRAKE CABLES AND EQUALIZER – VEHICLES WITH FOUR-WHEEL BRAKES

ITEM	PART NO.	DESCRIPTION	QTY
		1 2 3 4	
1	<u>1017211</u>	Kit, Equalizer and Pivot Limiter (includes items 2 and 3)	1
2	1016319	Equalizer Weld Assembly	1
3	1016320	Equalizer, Pivot Limiter	1
4	<u>101865301</u>	Spacer	2
5	<u>101874601</u>	Kit, Brake Cable (includes items 6 through 9)	1
6	<u>1010829</u>	Pin, Clevis, 5/16 X 3/4	4
7	<u>1011779</u>	E-Clip, 1/2	4
8	N/A	Brake Cable	2
9	<u>102292801</u>	Pin, Bow Tie Locking - .072	4
10	<u>101953106</u>	Rod, Equalizer, 9.75"	1
11	<u>102323101</u>	Pin, Bow Tie Locking	1
12	<u>102323201</u>	Pin, 3/8 X 1-5/16 Clevis	1
13	<u>1242</u>	Nut, 5/16-18 Hex	1
14	<u>7473</u>	Locknut, 5/16-18 Nylon Insert	1

5
G
E

5
G
E



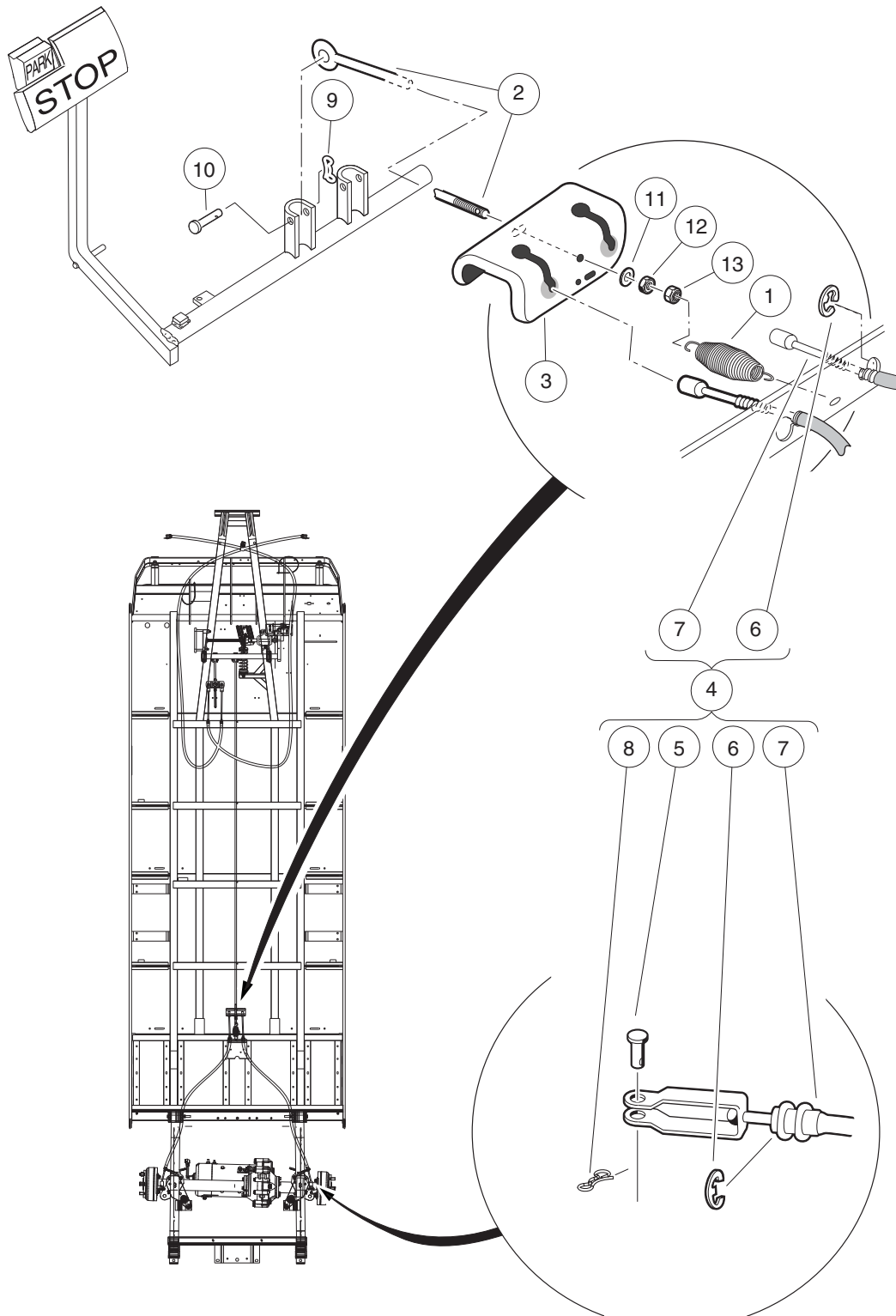
000296-004

REAR BRAKE CABLES AND EQUALIZER – TURF/CARRYALL 6 & VILLAGER 6

ITEM	PART NO.	DESCRIPTION	QTY
		1 2 3 4	
1	<u>1013531</u>	Spring, Brake Return	1
2	101953103	Rod, Equalizer, 41.91"	1
3	<u>101990801</u>	Equalizer Bracket	1
4	<u>102166901</u>	Kit, Brake Cable Rear (includes items 5 through 8)	1
5	<u>1010829</u>	Pin, Clevis, 5/16 X 3/4	2
6	<u>1011779</u>	E-Clip, 1/2	4
7	102162601	Cable, Brake	2
8	<u>102292801</u>	Pin, Bow Tie Locking - .072	2
9	<u>102323101</u>	Pin, Bow Tie Locking	1
10	<u>102323201</u>	Pin, 3/8 X 1-5/16 Clevis	1
11	<u>1241</u>	Washer, 5/16 Type A Flat	1
12	<u>1242</u>	Nut, 5/16-18 Hex	1
13	<u>7473</u>	Locknut, 5/16-18 Nylon Insert	1

5
G
E

5
G
E



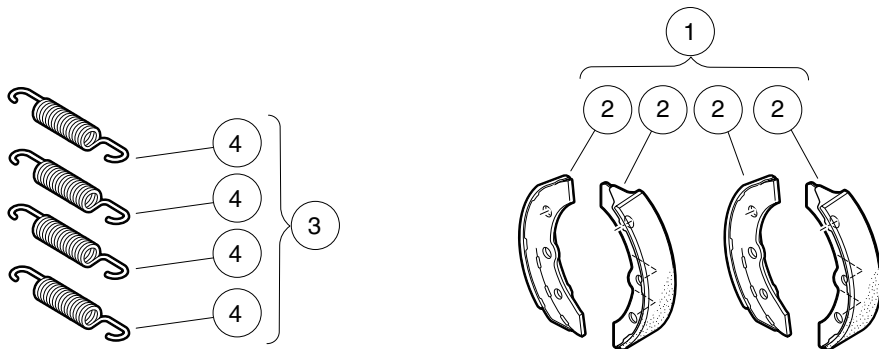
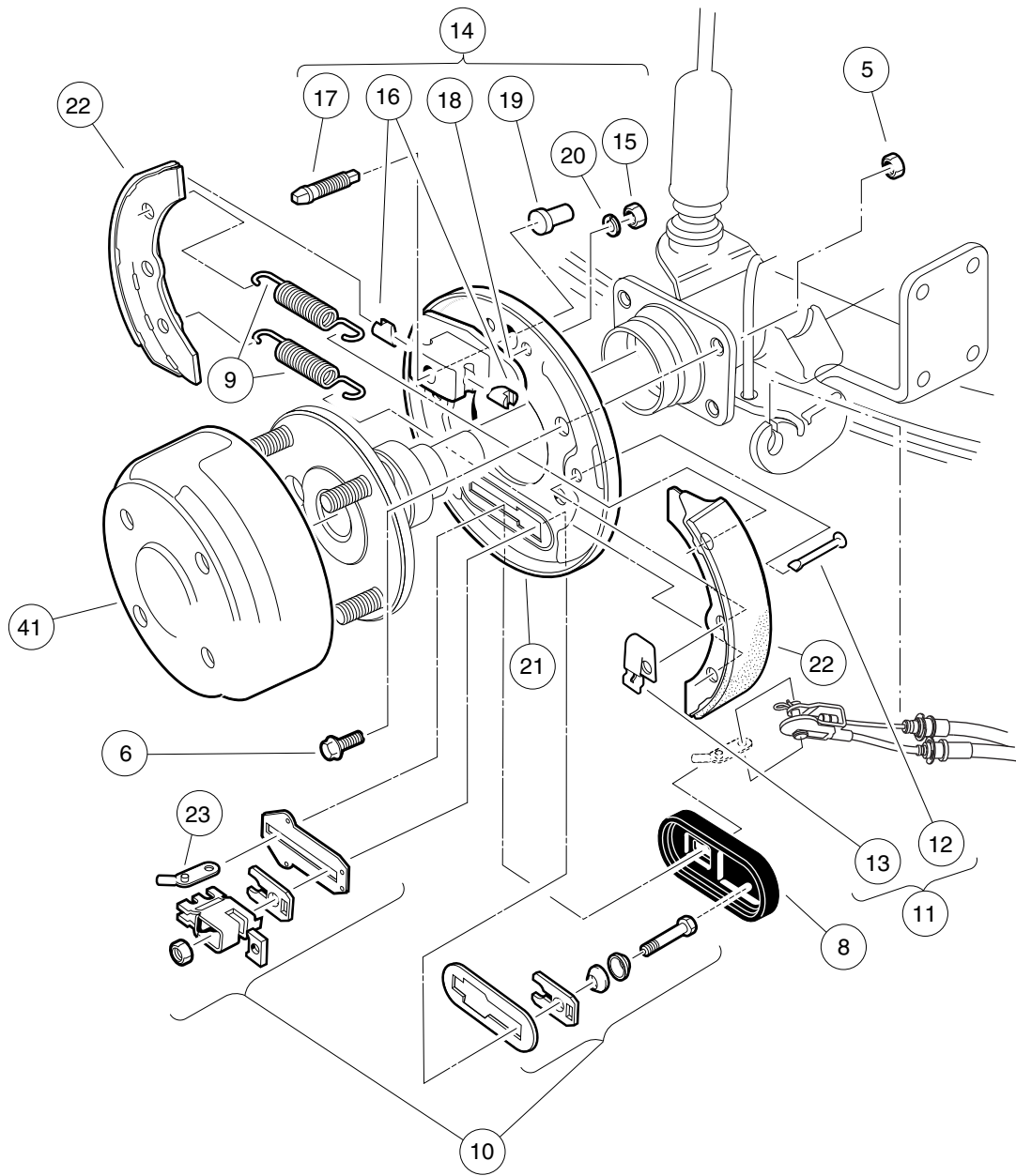
000296-003

REAR BRAKE CABLES AND EQUALIZER – VILLAGER 8

ITEM	PART NO.	DESCRIPTION	QTY
		1 2 3 4	
1	<u>1013531</u>	Spring, Brake Return	1
2	<u>101953104</u>	Rod, Equalizer	1
3	<u>101990801</u>	Equalizer Bracket	1
4	<u>102166901</u>	Kit, Brake Cable Rear (includes items 5 through 8)	1
5	<u>1010829</u>	Pin, Clevis, 5/16 X 3/4	2
6	<u>1011779</u>	E-Clip, 1/2	4
7	<u>102162601</u>	Cable, Brake	2
8	<u>102292801</u>	Pin, Bow Tie Locking - .072	2
9	<u>102323101</u>	Pin, Bow Tie Locking	1
10	<u>102323201</u>	Pin, 3/8 X 1-5/16 Clevis	1
11	<u>1241</u>	Washer, 5/16 Type A Flat	1
12	<u>1242</u>	Nut, 5/16-18 Hex	1
13	<u>7473</u>	Locknut, 5/16-18 Nylon Insert	1

5
G
E

5
G
E



000293-002

REAR BRAKE ASSEMBLY, MANUALLY-ADJUSTED – VEHICLES WITH 4-WHEEL BRAKES

ITEM	PART NO.	DESCRIPTION	QTY	
		1 2 3 4		5
1	<u>101146302</u>	Kit, Non-Asbestos Brake Shoe (includes item 2)	1	G
2	101880701	Shoe Brake Manual Adj (Available in Kit, Non-Asbestos Brake Shoe)	4	E
3	<u>1011464</u>	Package, Brake Spring (includes item 4)	1	
4	1011314	Brake Spring	4	
5	<u>1013924</u>	Nut, 5/16-24, Hex Head Cone	8	
6	<u>1014153</u>	Bolt, Brake Cluster Mounting	8	
7	<u>1016557</u>	Cluster, Brake, Driver-Side (includes items 8 through 23)	1	
8	<u>1010850</u>	Dust Cover	1	
9	1011314	Brake Spring	2	
10	<u>1011465</u>	Kit, Brake Actuator	1	
11	<u>1011466</u>	Kit, Shoe Retainer (includes items 12 and 13)	1	
12	N/A	Pin	2	
13	N/A	Shoe Clamp Spring	2	
14	<u>1011467</u>	Kit, Anchor Body (includes items 15 through 20)	1	
15	<u>1011114</u>	Nut, M6-1.00 Hex	2	
16	1011298	Anchor Piston	2	
17	N/A	Adjustment Bolt	1	
18	N/A	Anchor Body Component	1	
19	<u>1011303</u>	Adjustment Bolt Cap	1	
20	<u>451</u>	Lockwasher, 1/4 Split	2	
21	1011494	Backing Plate, Left-Hand	1	
22	101880701	Shoe Brake Manual Adj (Available in Kit, Non-Asbestos Brake Shoe)	2	
23	N/A	Arm, Brake Lever	1	
24	<u>1016573</u>	Cluster, Brake, Passenger-Side (includes items 25 through 40)	1	
25	<u>1010850</u>	Dust Cover	1	
26	<u>1011154</u>	Backing Plate, Right-Hand	1	
27	1011314	Brake Spring	2	
28	<u>1011465</u>	Kit, Brake Actuator	1	
29	<u>1011466</u>	Kit, Shoe Retainer (includes items 30 and 31)	1	
30	N/A	Pin	2	
31	N/A	Shoe Clamp Spring	2	
32	<u>1011467</u>	Kit, Anchor Body (includes items 33 through 38)	1	
33	<u>1011114</u>	Nut, M6-1.00 Hex	2	
34	1011298	Anchor Piston	2	
35	N/A	Adjustment Bolt	1	
36	N/A	Anchor Body Component	1	
37	<u>1011303</u>	Adjustment Bolt Cap	1	
38	<u>451</u>	Lockwasher, 1/4 Split	2	
39	101880701	Shoe Brake Manual Adj (Available in Kit, Non-Asbestos Brake Shoe)	2	
40	N/A	Arm, Brake Lever	1	
41	<u>101791101</u>	Drum without Center Hole, Brake	2	
		Note: Passenger-side brake cluster not shown. Components have a similar appearance to driver-side brake cluster components.		

5

G

E

STEERING, FRONT AND REAR SUSPENSION

6

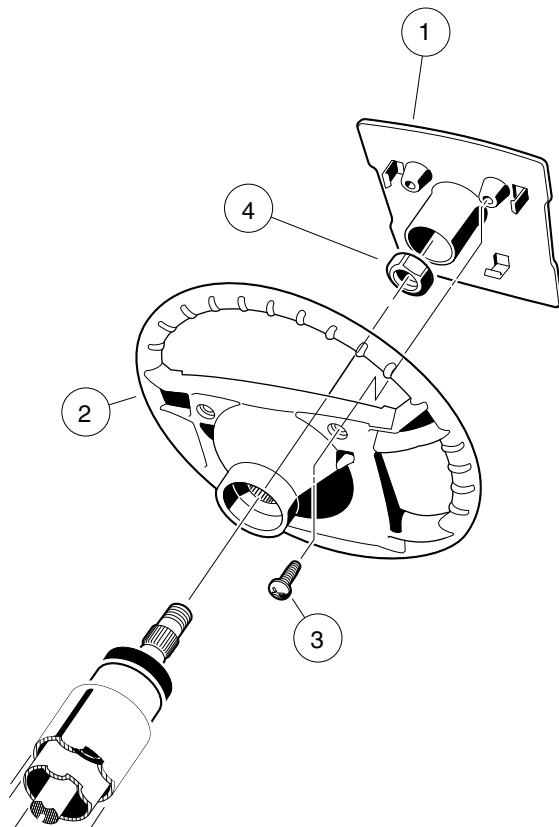
G

E

6

G

E



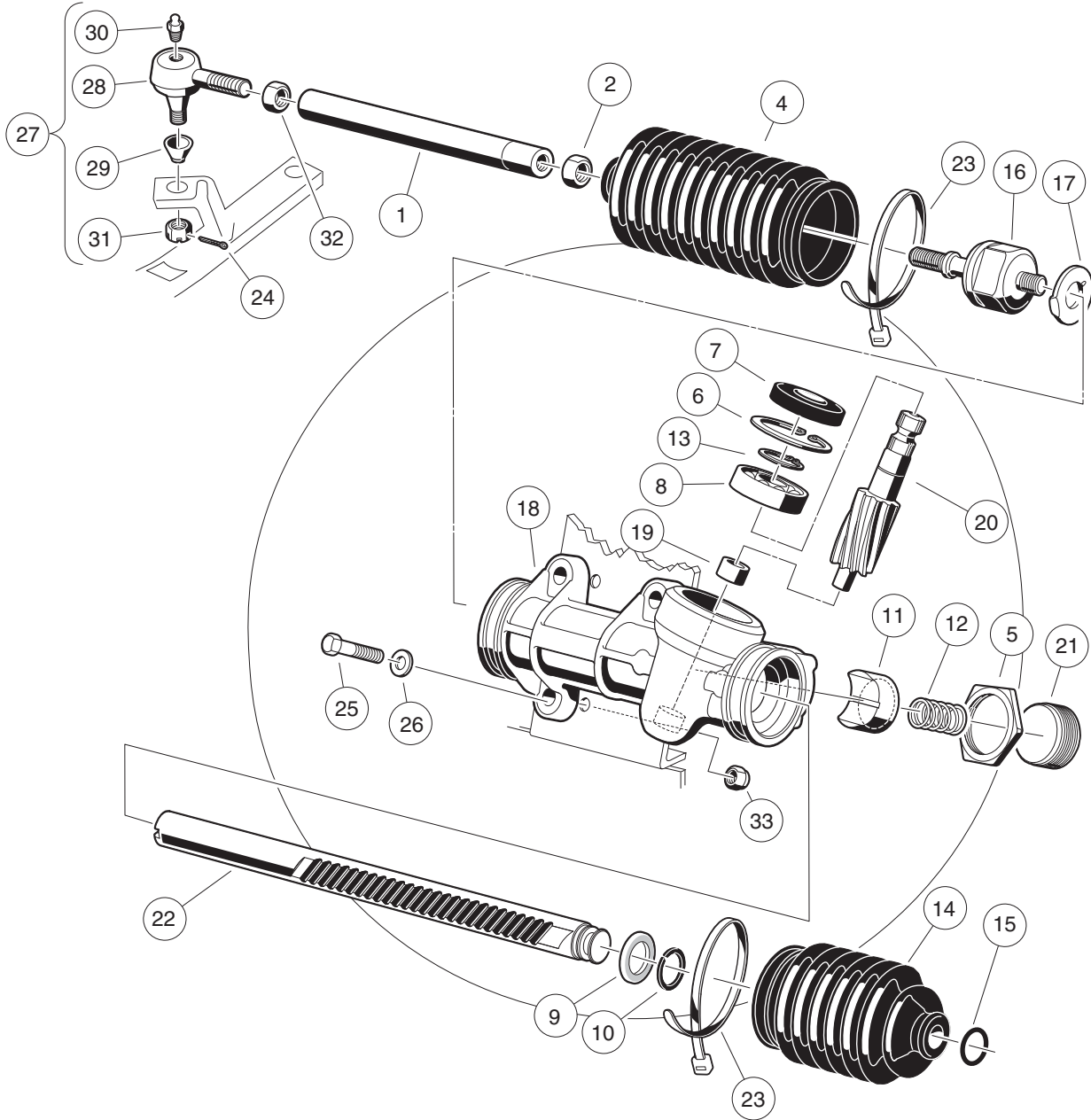
000246-003

STEERING WHEEL

ITEM	PART NO.	DESCRIPTION	QTY
		1 2 3 4	
1	<u>101615504</u>	Plate, Scorecard	1
2	<u>1016156</u>	Wheel, Steering	1
3	<u>1016663</u>	Screw, #12-14 X 0.625	2
4	<u>1017273</u>	Nut, 5/8-18 Nylon Insert Jam	1

6
G
E

6
G
E

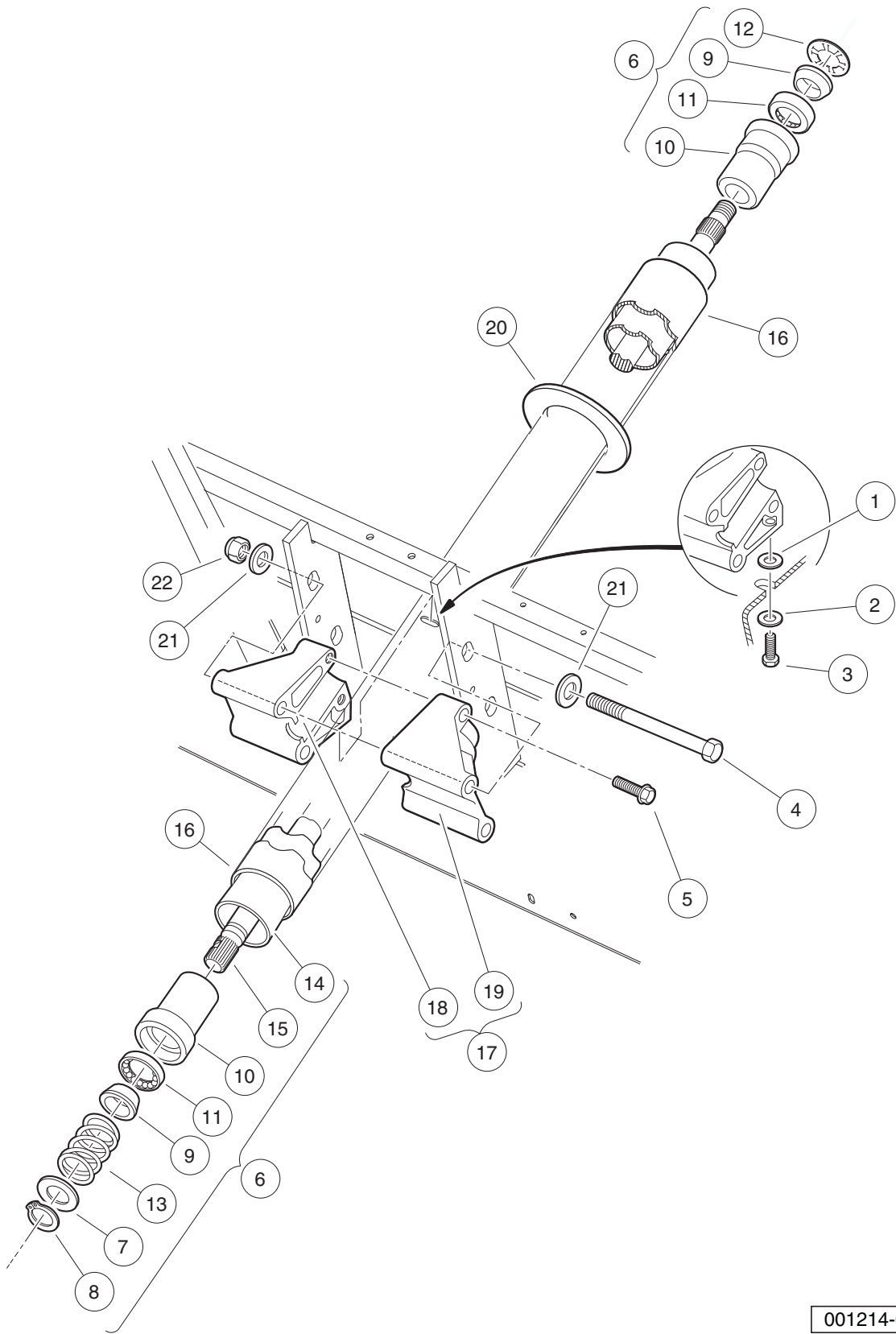


001213-001

STEERING GEAR ASSEMBLY

ITEM	PART NO.	DESCRIPTION	QTY	6
		1 2 3 4		G
1	<u>1012467</u>	Link, Rack and Pinion Drag	1	E
2	1013042	Nut, 12mm Hex	1	
3	<u>101878302</u>	Steering Gear Assembly (without yoke) (includes items 4 through 23)	1	
4	<u>1013035</u>	Bellows, Long	1	
5	<u>1013044</u>	Rack Screw Locknut	1	
6	N/A	Snap Ring	1	
7	<u>1013052</u>	Seal, Steering Pinion Dust	1	
8	<u>101879401</u>	Bearing, Ball	1	
9	<u>101879501</u>	Stop Washer	1	
10	101879601	Stop Ring, C-Type	1	
11	<u>101879701</u>	Support Yoke	1	
12	<u>101879801</u>	Rack Guide Pressure Spring	1	
13	<u>101879901</u>	Ring, Stop, C-Type	1	
14	<u>101880001</u>	Bellows, Short	1	
15	101880101	Dust Seal Retaining Ring	1	
16	<u>101880201</u>	Inner Ball Joint Asm	1	
17	101880301	Washer, Tab	1	
18	N/A	Box, Steering Gear	1	
19	N/A	Bearing, Lower Pinion	1	
20	N/A	Pinion, Steering	1	
21	N/A	Screw, Rack Guide	1	
22	N/A	Rack, Steering	1	
23	<u>8990</u>	Tie Wrap, 8" Nylon	2	
24	<u>1035</u>	Cotter Pin, 3/32 x 1	1	
25	<u>1624</u>	Screw, 3/8-16 X 1.50, Hex-Head Cap	3	
26	<u>334</u>	Washer, 3/8, Type A, Flat	3	
27	<u>7540</u>	Ball Joint, Left (includes items 28 through 31)	1	
28	1011895	Socket, LH Vertical	1	
29	<u>1011930</u>	Seal, Vertical Socket Dust	1	
30	<u>1015597</u>	Fitting, 1/4-28 Thread-Forming Grease	1	
31	7602	Nut, 3/8-24 UNF Hex	1	
32	<u>7555</u>	Nut, 1/2-20 Hex, Left-Hand Thread	1	
33	<u>8754</u>	Locknut, 3/8-16 Hex	3	

6
G
E



001214-001

STEERING COLUMN – UTILITY

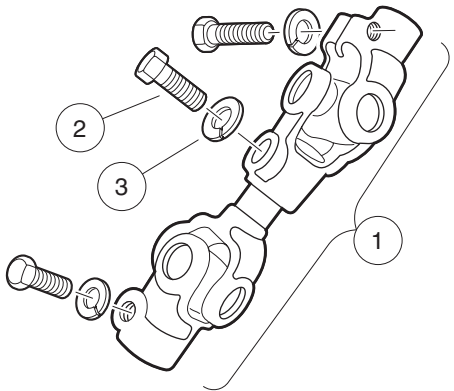
ITEM	PART NO.	DESCRIPTION	QTY
		1 2 3 4	
1	<u>1011578</u>	Washer, 5/16 Type B Flat	1
2	<u>1011697</u>	Washer, 5/16 Flat	1
3	<u>1014288</u>	Screw, 5/16-18 X 0.75, Thread-Forming	1
4	<u>1016183</u>	Screw, 3/8-16 X 7.00 Hex Cap	2
5	<u>1016269</u>	Screw, 5/16-18 Thrd Forming	2
6	<u>1017313</u>	Steering Shaft Assembly (includes items 7 through 15)	1
7	<u>1012604</u>	Washer, 0.675 ID X 1.19 OD	1
8	<u>1012605</u>	Ring, 0.579 Internal Retaining	1
9	1014125	Wedge, Molded	2
10	<u>1014126</u>	Seat, Plastic Bearing	2
11	<u>1014213</u>	Bearing, Ball	2
12	1014214	Ring, Retaining	1
13	<u>1014217</u>	Spring, Steering Shaft	1
14	<u>1017314</u>	Column, Aluminum Steering	1
15	<u>1017315</u>	Shaft Steering Column	1
16	<u>1017317</u>	Tube Cover, Steering Column	1
17	101984801	Kit, Steering Column Mounting Bracket (includes items 18 and 19)	1
18	N/A	Bracket, RH Steering Column Mount	1
19	N/A	Bracket, LH Steering column mount	1
20	<u>102278001</u>	Boot, Steering Column Round	1
21	<u>334</u>	Washer, 3/8, Type A, Flat	4
22	<u>8754</u>	Locknut, 3/8-16 Hex	2

6
G
E

6

G

E



001217-001

INTERMEDIATE STEERING SHAFT – TURF/CARRYALL/VILLAGER

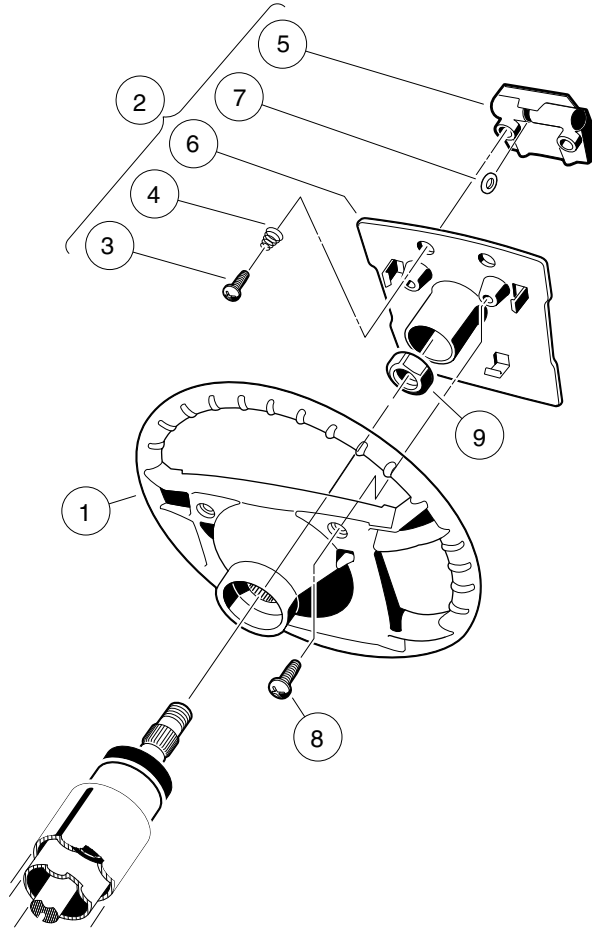
ITEM	PART NO.	DESCRIPTION	QTY
1	<u>1013861</u>	1 2 3 4 Intermediate Steering Shaft (includes items 2 and 3)	1
2	<u>1017226</u>	Bolt, Hex-Head, 8mm X 1.25 - 30	3
3	<u>7174</u>	Lockwasher, 5/16 Split	3

6

G

E

6
G
E



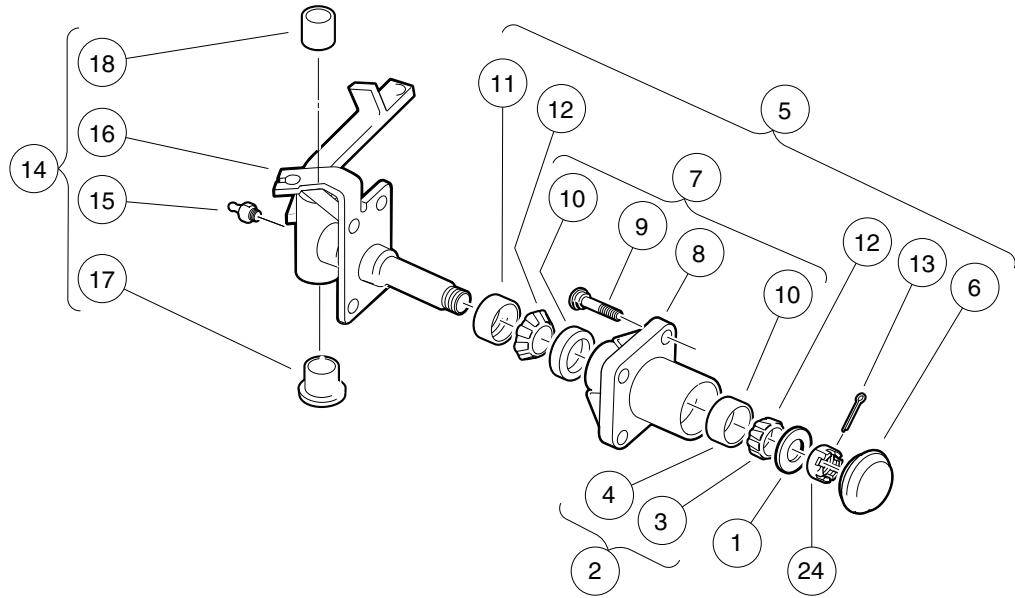
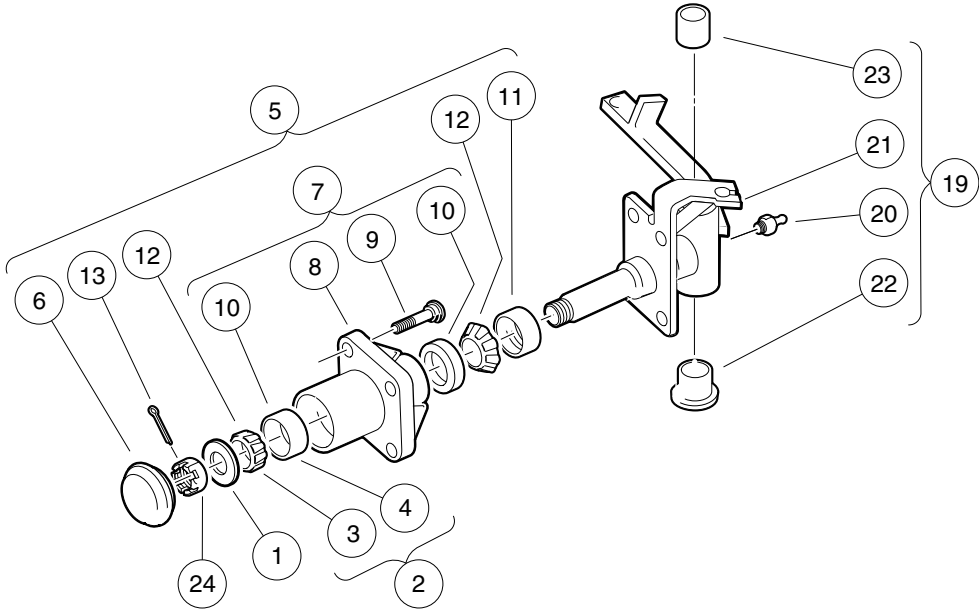
000246-002

STEERING WHEEL WITH CLIP

ITEM	PART NO.	DESCRIPTION	QTY
		1 2 3 4	
1	<u>1016156</u>	Wheel, Steering	1
2	1016219	Plate, Scorecard (includes items 3 through 7)	1
3	<u>1012565</u>	Screw, #12 Phillips Round Head	2
4	<u>1012566</u>	Tapered Compression Spring	2
5	1016154	Clip, Scorecard	1
6	N/A	Plate, Score Card	1
7	<u>1016214</u>	Pencil Grip	1
8	<u>1016663</u>	Screw, #12-14 X 0.625	2
9	<u>1017273</u>	Nut, 5/8-18 Nylon Insert Jam	1

6
G
E

6
G
E



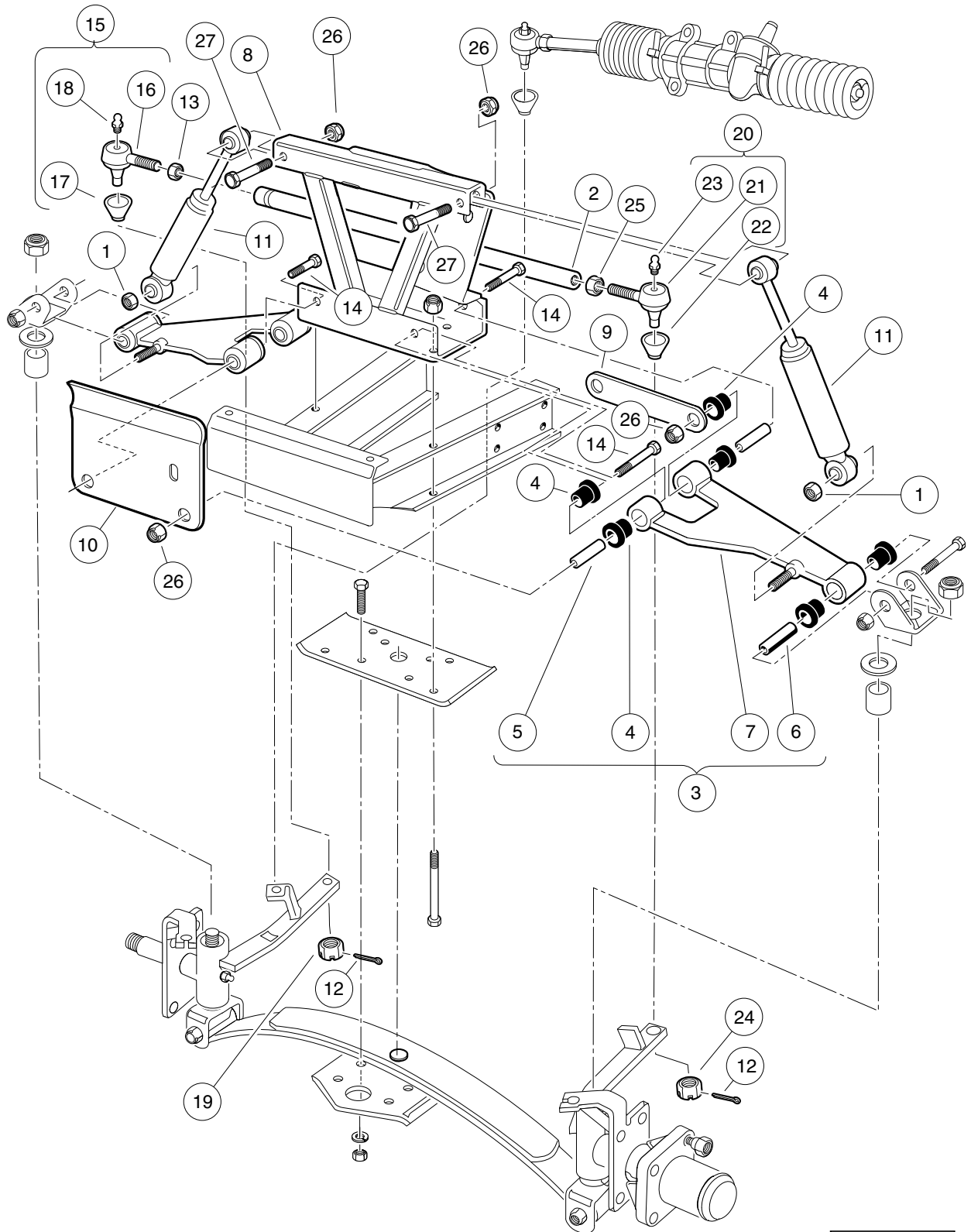
000310-002

FRONT SPINDLES AND HUBS – VEHICLES WITH FOUR-WHEEL BRAKES

ITEM	PART NO.	DESCRIPTION	QTY
		1 2 3 4	
1	<u>1010005</u>	Washer, 3/4 Flat	2
2	<u>1011393</u>	Hub Bearing Package (includes items 3 and 4)	4
3	<u>7274</u>	Bearing, Front Hub Wheel	1
4	<u>7308</u>	Race, Front Hub Bearing	1
5	<u>1011892</u>	Hub Assembly (includes items 6 through 13)	2
6	<u>1011887</u>	Dust Cover	1
7	N/A	Hub (includes items 8 through 10)	1
8	N/A	Front Hub	1
9	<u>103477901</u>	Lug Stud, 1/2-20 Unf, 4037	4
10	<u>7308</u>	Race, Front Hub Bearing	2
11	<u>1013135</u>	Seal, Double Lip	1
12	<u>7274</u>	Bearing, Front Hub Wheel	2
13	<u>7910</u>	Pin, 5/32 X 1.00 Cotter	1
14	<u>101876901</u>	Spindle Assy, Driver Side (includes items 15 through 18)	1
15	<u>1015597</u>	Fitting, 1/4-28 Thread-Forming Grease	1
16	N/A	Spindle Assembly, Left	1
17	<u>7048</u>	Bushing, Flanged Bronze	1
18	<u>8067</u>	Bushing, Bronze Spindle	1
19	<u>101877001</u>	Spindle Assy, Passenger Side (includes items 20 through 23)	1
20	<u>1015597</u>	Fitting, 1/4-28 Thread-Forming Grease	1
21	N/A	Spindle Assembly, Right	1
22	<u>7048</u>	Bushing, Flanged Bronze	1
23	<u>8067</u>	Bushing, Bronze Spindle	1
24	<u>7840</u>	Nut, 3/4-16 Hex Slotted	2

6
G
E

6
G
E



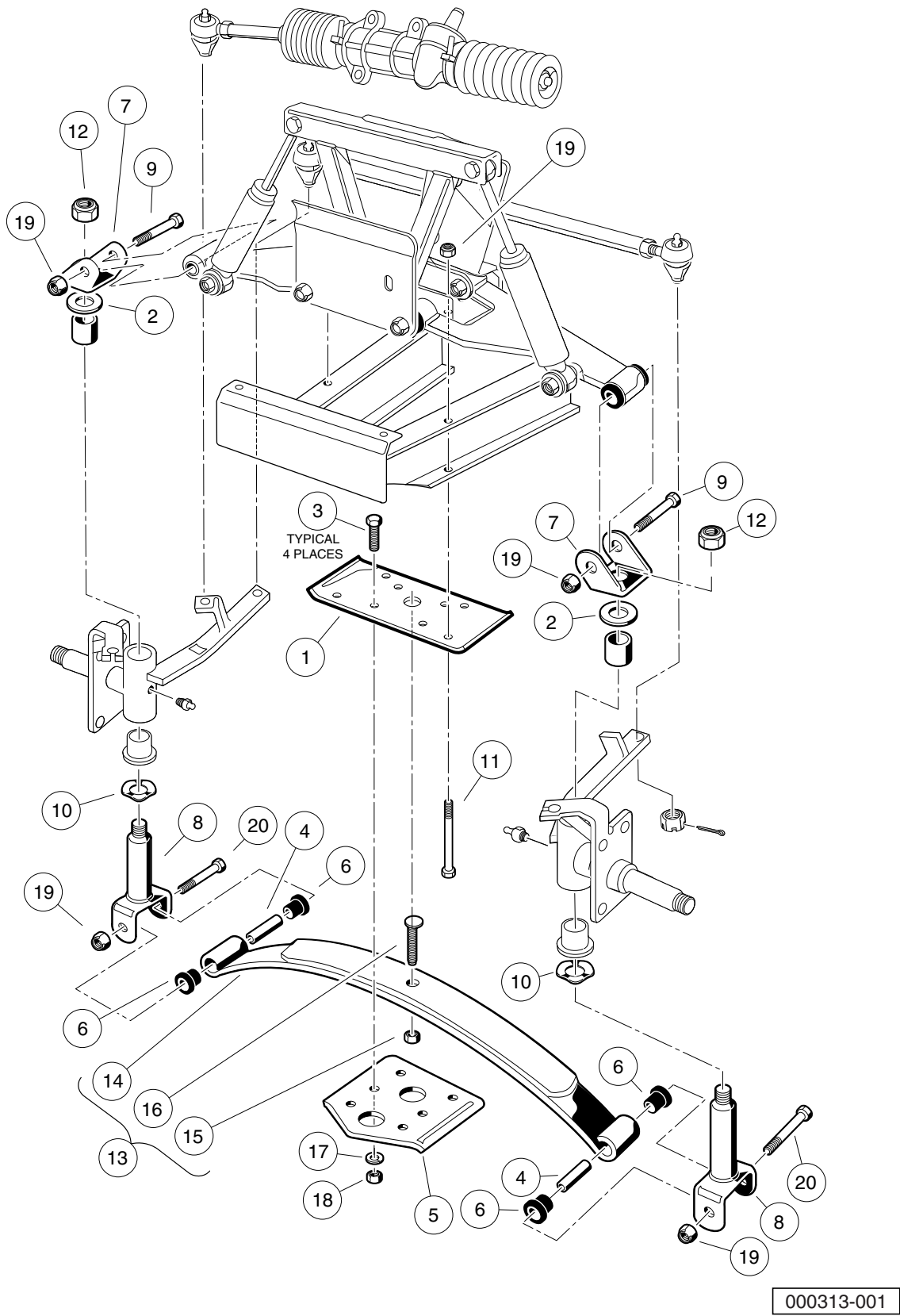
000314-001

FRONT SUSPENSION, UPPER – VILLAGER 6 AND 8

ITEM	PART NO.	DESCRIPTION	QTY
		1 2 3 4	
1	<u>1010138</u>	Locknut, 3/8-16 Dimpled	2
2	<u>1010219</u>	Tie Rod	1
3	<u>1016353</u>	Sub-Assembly, Delta A-Plate (includes items 4 through 7)	2
4	<u>1016346</u>	Bushing, Urethane	6
5	<u>1016349</u>	Sleeve, Delta Inner	2
6	<u>1016350</u>	Sleeve, Delta Outer	1
7	<u>1016351</u>	Delta A-Plate	1
8	<u>1016385</u>	Delta Shock and Gear Support Assembly	1
9	<u>1017266</u>	A-Plate Strap	1
10	<u>101955001</u>	Brake Cable Guide Bracket	1
11	<u>103351001</u>	Shock Absorber, Front, Common	2
12	<u>1035</u>	Cotter Pin, 3/32 x 1	2
13	<u>1308</u>	Nut, 1/2-20 Hex	1
14	<u>2402</u>	Screw, 3/8-16 X 2.25 Hx Hd Cap	4
15	<u>7539</u>	Ball Joint, Right-Hand (includes items 16 through 19)	1
16	1011893	Socket, RH Vertical	1
17	<u>1011930</u>	Seal, Vertical Socket Dust	1
18	<u>1015597</u>	Fitting, 1/4-28 Thread-Forming Grease	1
19	7602	Nut, 3/8-24 UNF Hex	1
20	<u>7540</u>	Ball Joint, Left (includes items 21 through 24)	1
21	1011895	Socket, LH Vertical	1
22	<u>1011930</u>	Seal, Vertical Socket Dust	1
23	<u>1015597</u>	Fitting, 1/4-28 Thread-Forming Grease	1
24	7602	Nut, 3/8-24 UNF Hex	1
25	<u>7555</u>	Nut, 1/2-20 Hex, Left-Hand Thread	1
26	<u>8754</u>	Locknut, 3/8-16 Hex	6
27	<u>8861</u>	Bolt, 3/8-16 X 1.75 Hex	2

6
G
E

6
G
E



000313-001

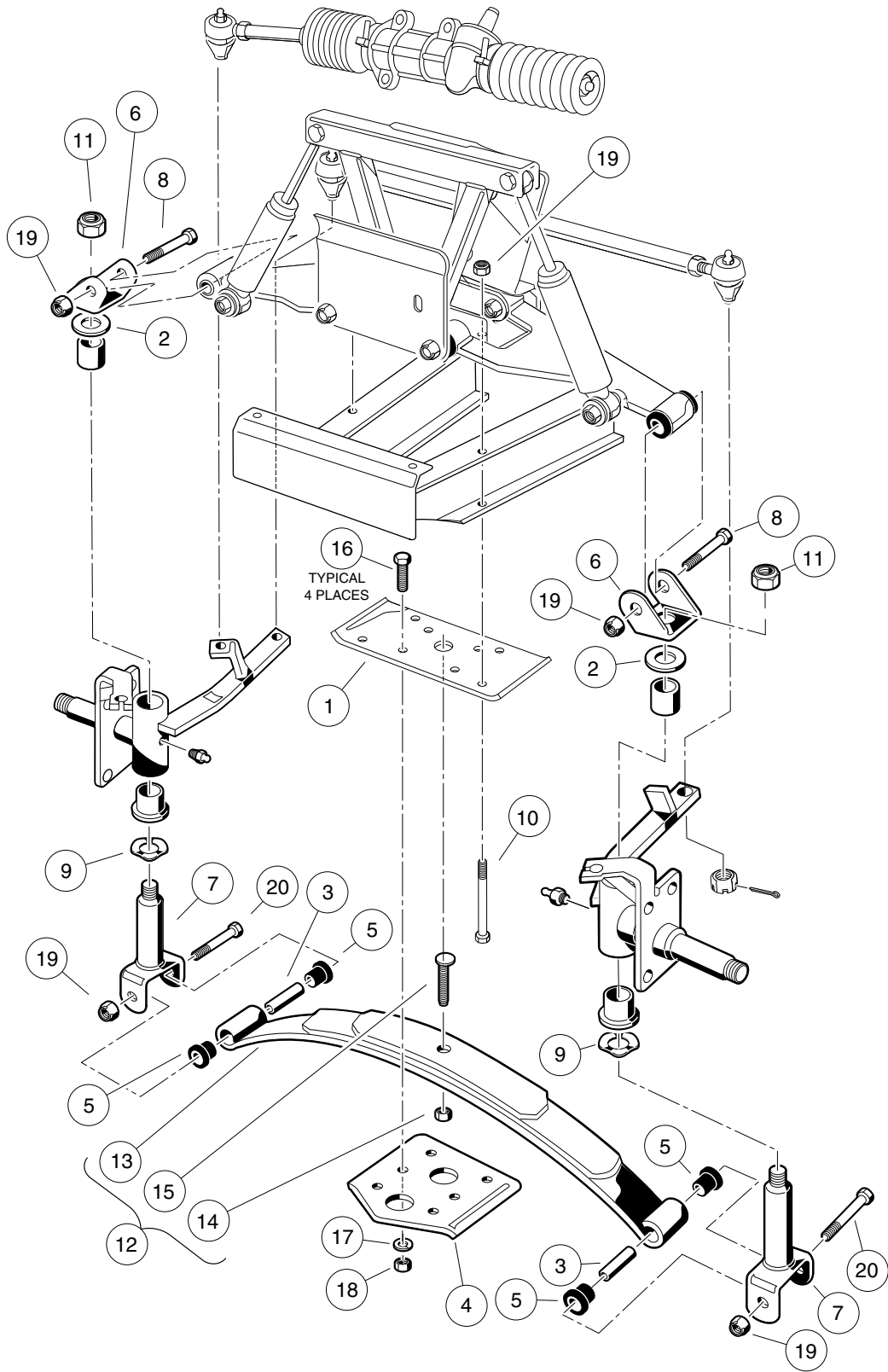
FRONT SUSPENSION, LOWER – VILLAGER

6

ITEM	PART NO.	DESCRIPTION	QTY
		1 2 3 4	
1	<u>1010124</u>	Plate, Spring Mount	1
2	<u>1010150</u>	Bearing, Thrust	2
3	<u>1010177</u>	Bolt, 3/8-16 X 2.00 Hex Head	4
4	<u>1012303</u>	Bushing, Steel	2
5	<u>1014276</u>	Plate, Front Spring Retainer	1
6	<u>1015583</u>	Bushing, Urethane	4
7	<u>1016384</u>	Clevis, Delta Upper	2
8	<u>1016386</u>	King Pin Assembly	2
9	<u>1016387</u>	Screw, 3/8-16 X 2.75 Hx Hd Cap	2
10	<u>1016389</u>	Washer, 1.125 Od Wave	2
11	<u>101870501</u>	Screw, 3/8-16 X 4.75 Hx Hd Cap	4
12	<u>101903101</u>	Locknut, 1/2-20 Nylon Insert	2
13	<u>102004001</u>	Spring, Front, 2-Leaf (includes items 14 through 16)	1
14	N/A	Spring, Front Leaf	1
15	<u>706</u>	Nut, Hex 3/8-16	1
16	<u>8745</u>	Screw, Eccentric Adjustment	1
17	<u>357</u>	Lockwasher, 3/8 Split	4
18	<u>706</u>	Nut, Hex 3/8-16	4
19	<u>8754</u>	Locknut, 3/8-16 Hex	8
20	<u>8755</u>	Screw, 3/8-16 X 3.375 Hex Cap	2

6
G
E

6
G
E



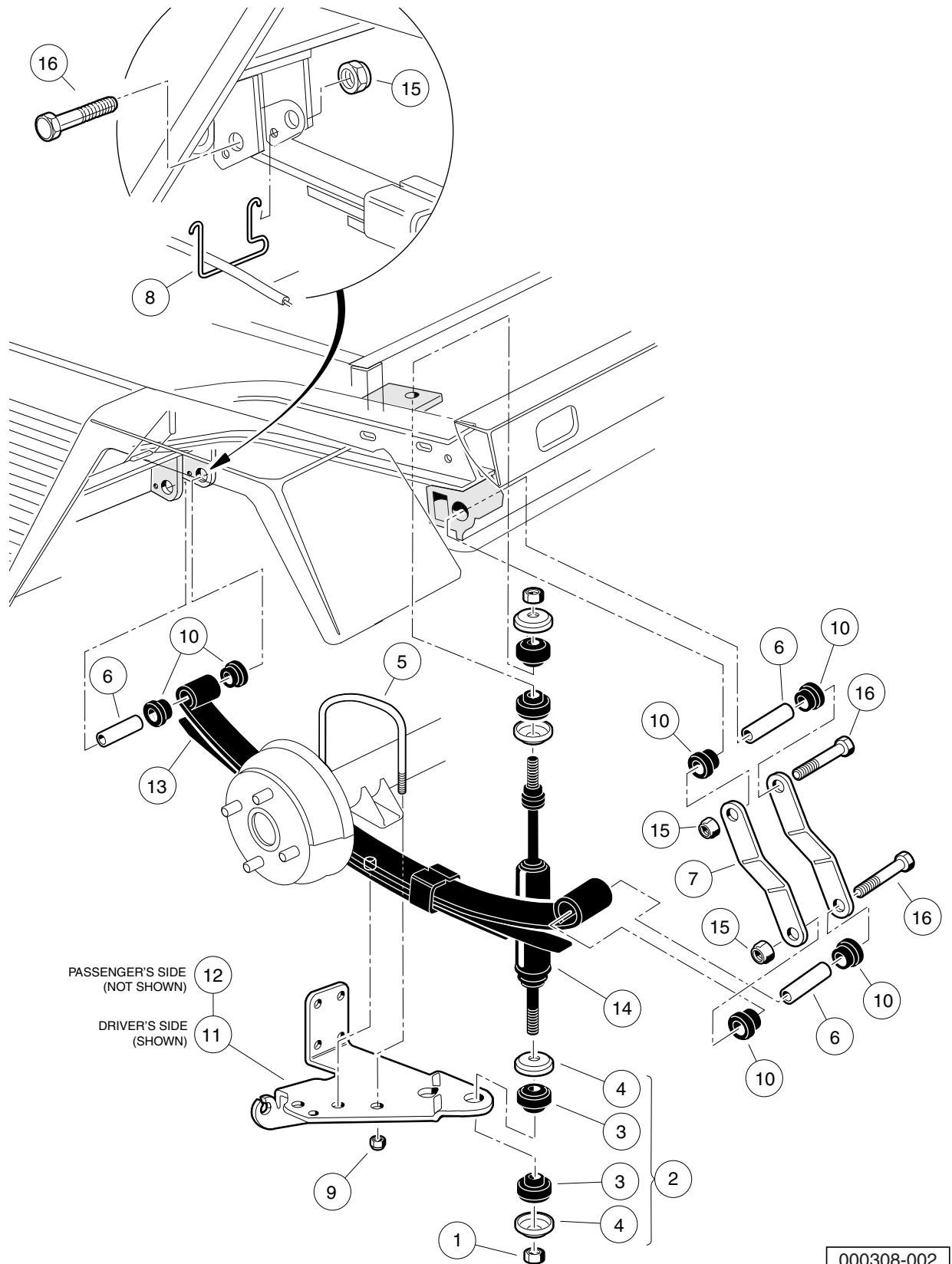
000313-002

FRONT SUSPENSION, LOWER – VILLAGER 8

ITEM	PART NO.	DESCRIPTION	QTY
		1 2 3 4	
1	<u>1010124</u>	Plate, Spring Mount	1
2	<u>1010150</u>	Bearing, Thrust	2
3	<u>1012303</u>	Bushing, Steel	2
4	<u>1014276</u>	Plate, Front Spring Retainer	1
5	<u>1015583</u>	Bushing, Urethane	4
6	<u>1016384</u>	Clevis, Delta Upper	2
7	<u>1016386</u>	King Pin Assembly	2
8	<u>1016387</u>	Screw, 3/8-16 X 2.75 Hx Hd Cap	2
9	<u>1016389</u>	Washer, 1.125 Od Wave	2
10	<u>101870501</u>	Screw, 3/8-16 X 4.75 Hx Hd Cap	4
11	<u>101903101</u>	Locknut, 1/2-20 Nylon Insert	2
12	<u>102197901</u>	SPRING, FRONT UTILITY (includes items 13 through 15)	1
13	N/A	Spring, 3-Leaf	1
14	<u>706</u>	Nut, Hex 3/8-16	1
15	<u>8745</u>	Screw, Eccentric Adjustment	1
16	<u>2402</u>	Screw, 3/8-16 X 2.25 Hx Hd Cap	4
17	<u>357</u>	Lockwasher, 3/8 Split	4
18	<u>706</u>	Nut, Hex 3/8-16	4
19	<u>8754</u>	Locknut, 3/8-16 Hex	8
20	<u>8755</u>	Screw, 3/8-16 X 3.375 Hex Cap	2

6
G
E

6
G
E



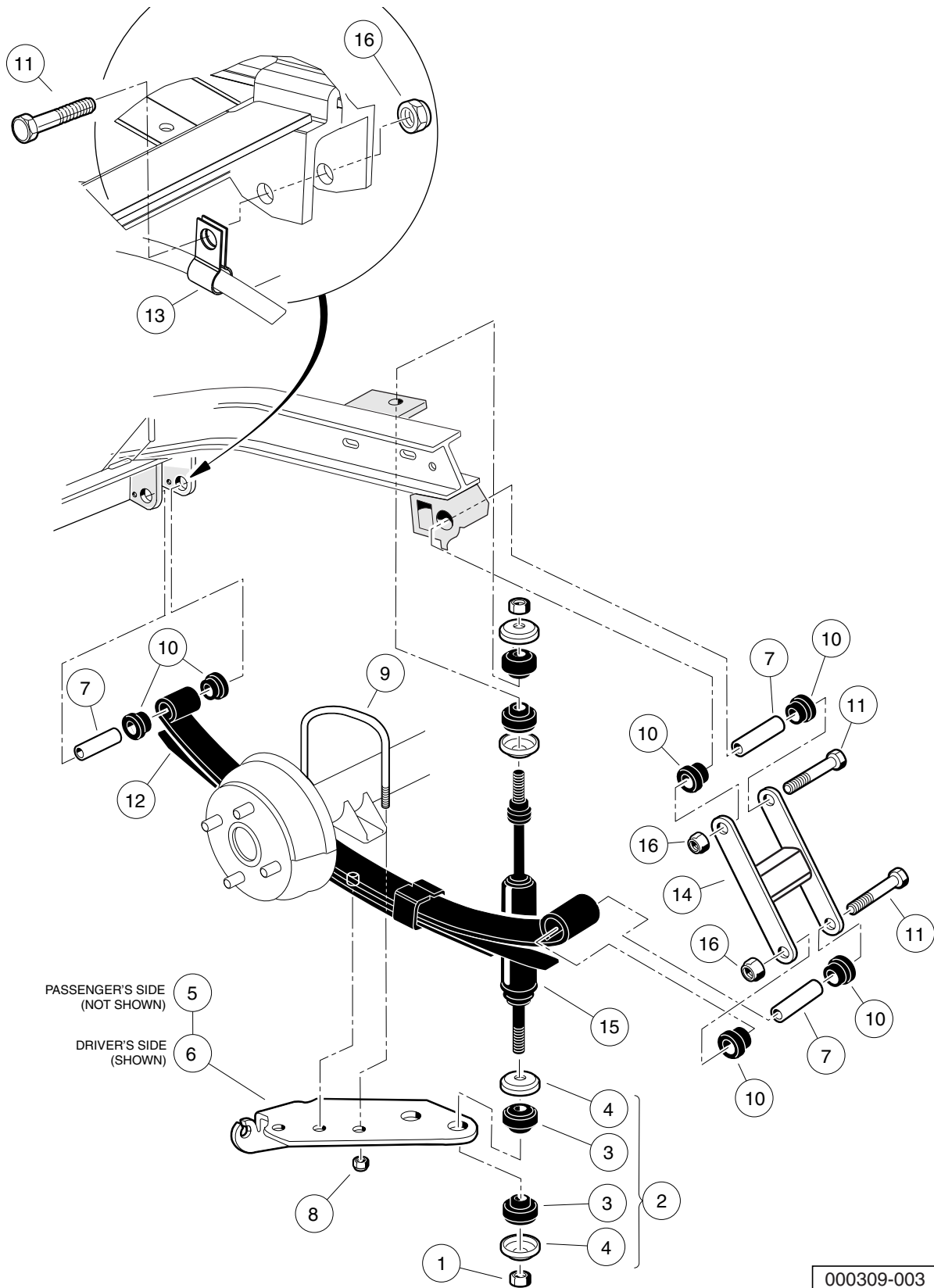
000308-002

REAR SUSPENSION – TURF/CA 2, 2 PLUS, 6, AND VILLAGER GASOLINE

ITEM	PART NO.	DESCRIPTION	QTY
		1 2 3 4	
1	<u>1010145</u>	Nut, 3/8-24 Hex	4
2	<u>1011415</u>	Kit, Shock Absorber Cushion (includes items 3 and 4)	4
3	N/A	Cushion, Shock Absorber	2
4	N/A	Retainer, Shock Absorber Cushion	2
5	<u>1012180</u>	U-Bolt	2
6	<u>1012303</u>	Bushing, Steel	6
7	<u>1012304</u>	Shackle, Rear Spring	4
8	<u>1013207</u>	Hanger, Brake Cable	2
9	<u>1014555</u>	Locknut, 7/16-14 Nylon Hex	4
10	<u>1015583</u>	Bushing, Urethane	12
11	<u>101926501</u>	Bracket, Left-Hand	1
12	<u>101929401</u>	Bracket, Right	1
13	<u>102871801</u>	Rear Spring, 3leaf, 600 Lb/in	2
14	<u>103350901</u>	Shock Absorber, Rear, Utility	2
15	<u>8754</u>	Locknut, 3/8-16 Hex	6
16	<u>8755</u>	Screw, 3/8-16 X 3.375 Hex Cap	6
<p>Note: Only the driver-side rear suspension is shown. Parts for the passenger-side rear suspension are identical except for the leaf spring/shock mounting plate.</p>			

6
G
E

6
G
E

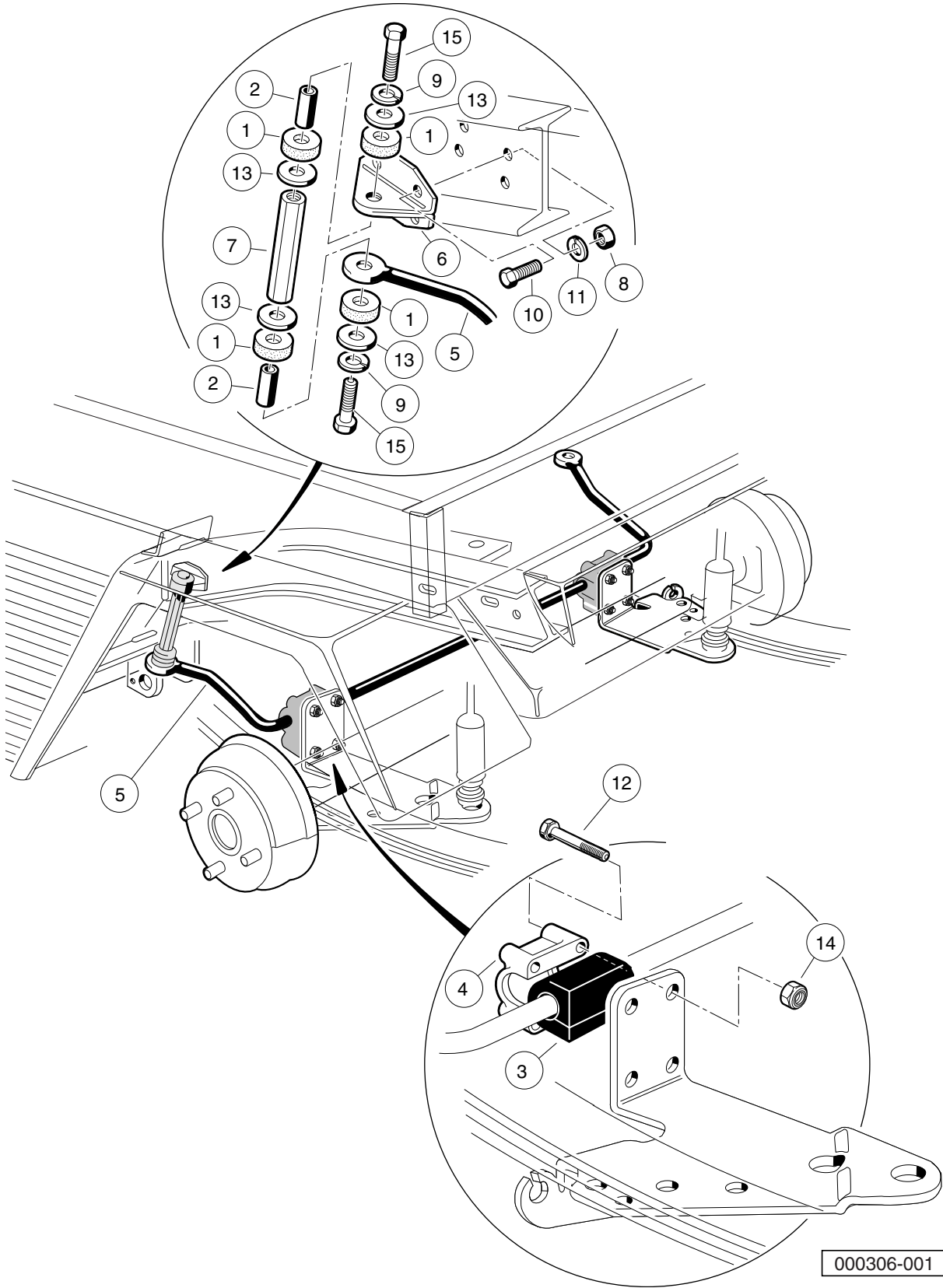


REAR SUSPENSION – TURF/CA 2, 6, AND VILLAGER IQ PLUS ELECTRIC

ITEM	PART NO.	DESCRIPTION	QTY
		1 2 3 4	
1	<u>1010145</u>	Nut, 3/8-24 Hex	4
2	<u>1011415</u>	Kit, Shock Absorber Cushion (includes items 3 and 4)	4
3	N/A	Cushion, Shock Absorber	2
4	N/A	Retainer, Shock Absorber Cushion	2
5	1012181	Bracket, Shock Mounting, Right (Passenger)	1
6	1012182	Bracket, Shock Mounting, Left (Driver)	1
7	<u>1012303</u>	Bushing, Steel	6
8	<u>1014555</u>	Locknut, 7/16-14 Nylon Hex	4
9	<u>1014902</u>	U-Bolt	2
10	<u>1015583</u>	Bushing, Urethane	12
11	<u>102066201</u>	Screw, 3/8-16 X 3.50 Hex Cap	6
12	<u>102871801</u>	Rear Spring, 3leaf, 600 Lb/in	2
13	<u>102891101</u>	Clamp, Cable, Brake, Sym	2
14	<u>102917101</u>	Weldment, Shackle	2
15	<u>103351101</u>	Shock, Absorber, Utility	2
16	<u>8754</u>	Locknut, 3/8-16 Hex	6
<p>Note: Only the driver-side rear suspension is shown. Parts for the passenger-side rear suspension are identical except for the leaf spring/shock mounting plate.</p>			

6
G
E

6
G
E



STABILIZER BAR – TURF/CA 2, 2 PLUS, 6, AND VILLAGER GAS

ITEM	PART NO.	DESCRIPTION	QTY
		1 2 3 4	
1	<u>1015453</u>	Compression Mount	8
2	<u>1015457</u>	Spacer, 0.720"	4
3	<u>1015613</u>	Bushing, Stabilizer Bar	2
4	<u>1015614</u>	Support, Bushing	2
5	<u>1015760</u>	Stabilizer Bar	1
6	<u>1016813</u>	Mounting Bracket, Stabilizer Bar	2
7	<u>1016814</u>	Link, Stabilizer Bar	2
8	<u>1242</u>	Nut, 5/16-18 Hex	8
9	<u>357</u>	Lockwasher, 3/8 Split	4
10	<u>7173</u>	Screw, 5/16-18 X 0.75, Hex-Head Cap	8
11	<u>7174</u>	Lockwasher, 5/16 Split	8
12	<u>7311</u>	Screw, 1/4-20 X 2.00 Hex-Head Cap	8
13	<u>808</u>	Washer, 3/8 Type B Flat	8
14	<u>8233</u>	Locknut, 1/4-20, Nylon Insert	8
15	<u>8861</u>	Bolt, 3/8-16 X 1.75 Hex	4

6
G
E

6

G

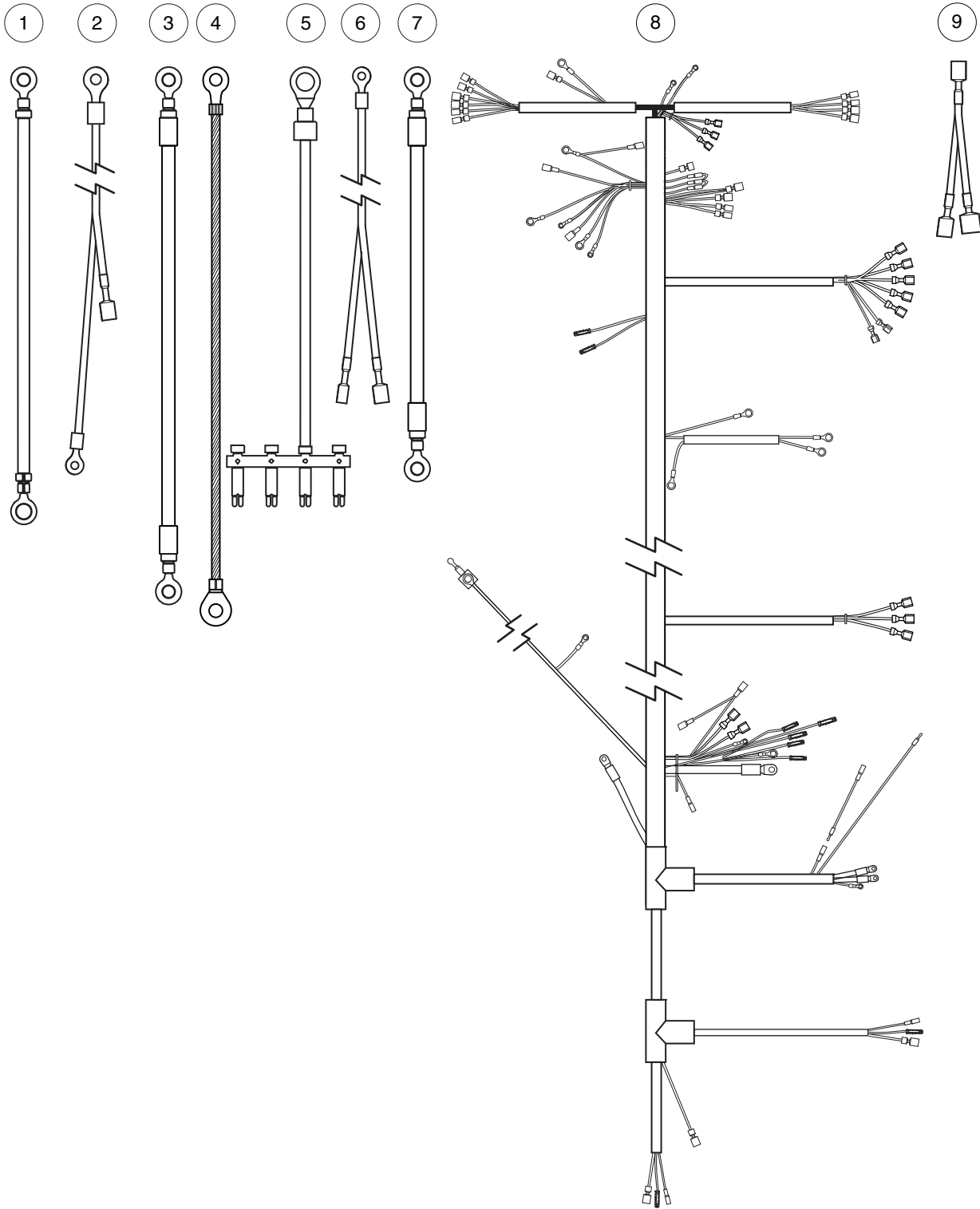
E

ELECTRICAL SYSTEM – GASOLINE VEHICLES

7

G

7
G



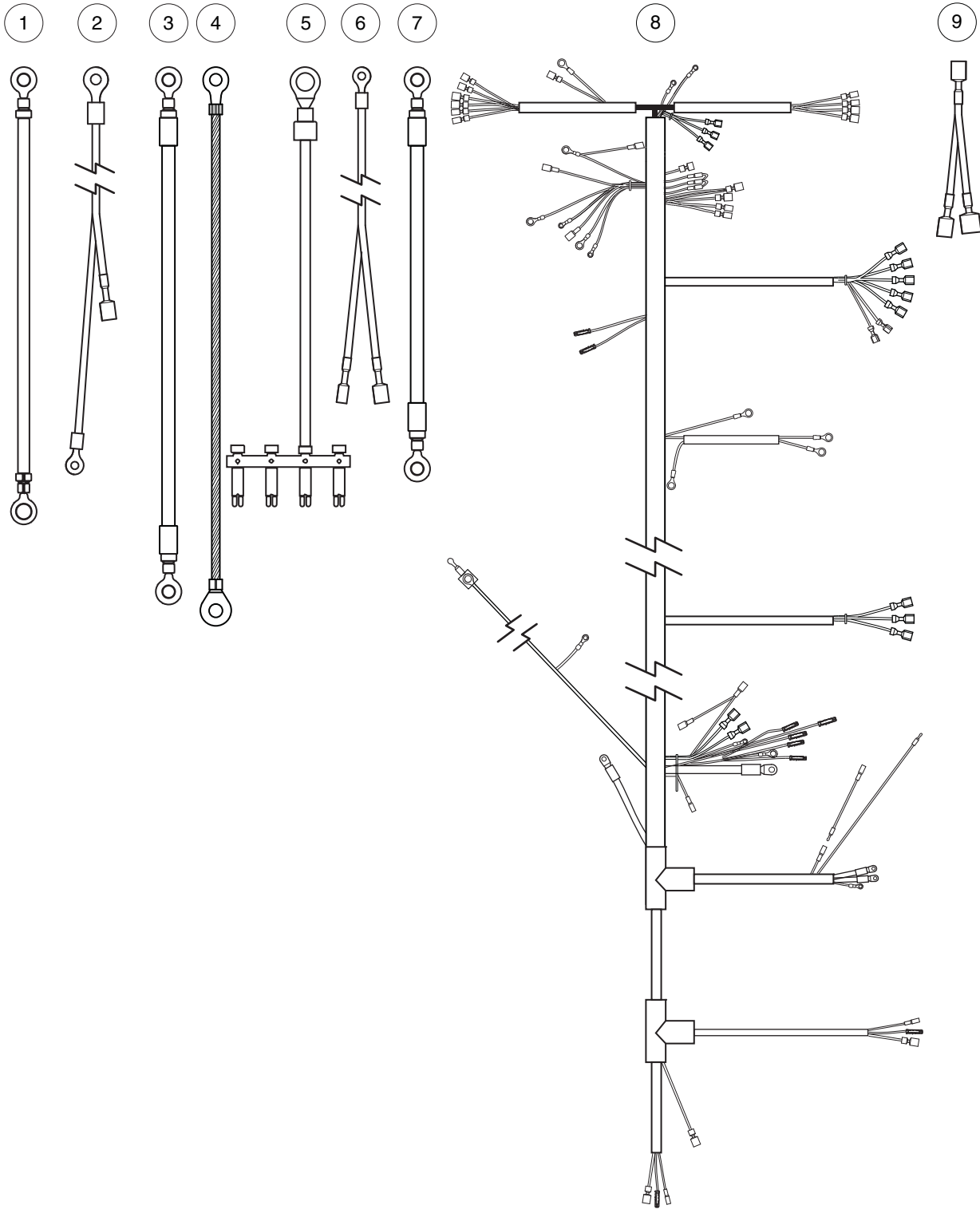
000574-002

WIRING – CARRYALL 6 AND VILLAGER 6 GAS

ITEM	PART NO.	DESCRIPTION	QTY
		1 2 3 4	
1	<u>1012382</u>	Wire Assy, #6 Black	1
2	<u>1012396</u>	Wire Assy #18 Black	1
3	<u>1014119</u>	Wire Assembly #6 Red	1
4	<u>1015332</u>	Wire, Ground, #10, Uninsulated	1
5	<u>1015737</u>	Wire Assy, #10 Red	1
6	<u>1017006</u>	Wire Assembly Orange #18	1
7	<u>101837301</u>	Wire Assy, #6 Green	1
8	<u>103197301</u>	Asm, Wire Harness, Stretch, Gas	1
9	<u>103348501</u>	Asm, Wire Meter, F-h Jumper	1

7
G

7
G



000574-002

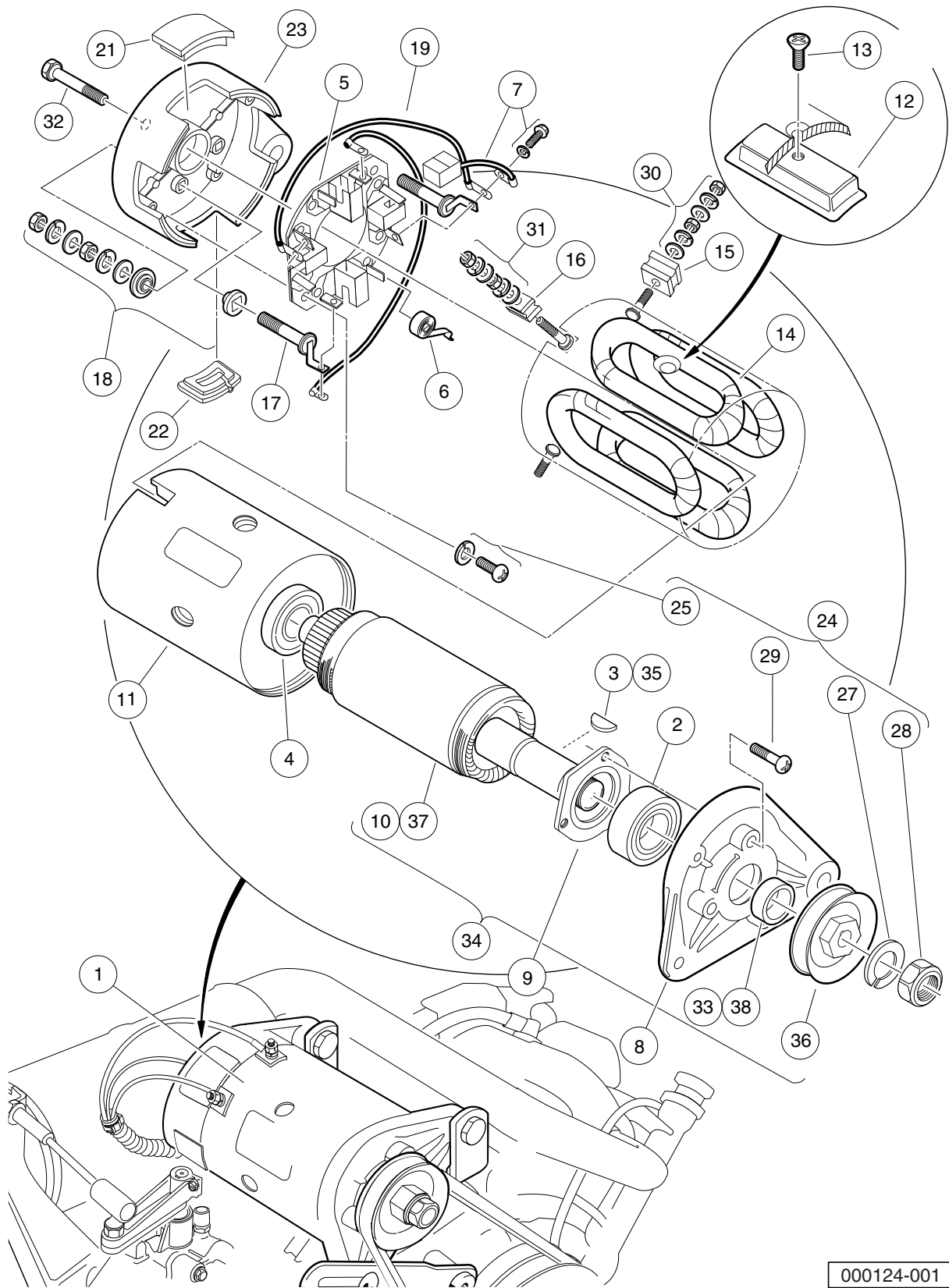
WIRING – VILLAGER 8 GAS

ITEM	PART NO.	DESCRIPTION	QTY
		1 2 3 4	
1	<u>1012382</u>	Wire Assy, #6 Black	1
2	<u>1012396</u>	Wire Assy #18 Black	1
3	<u>1014119</u>	Wire Assembly #6 Red	1
4	<u>1015332</u>	Wire, Ground, #10, Uninsulated	1
5	<u>1015737</u>	Wire Assy, #10 Red	1
6	<u>1017006</u>	Wire Assembly Orange #18	1
7	<u>101837301</u>	Wire Assy, #6 Green	1
8	<u>103197401</u>	Asm, Wire Harness, Villager 8, Gas	1
9	<u>103348501</u>	Asm, Wire Meter, F-h Jumper	1

7

G

7
G



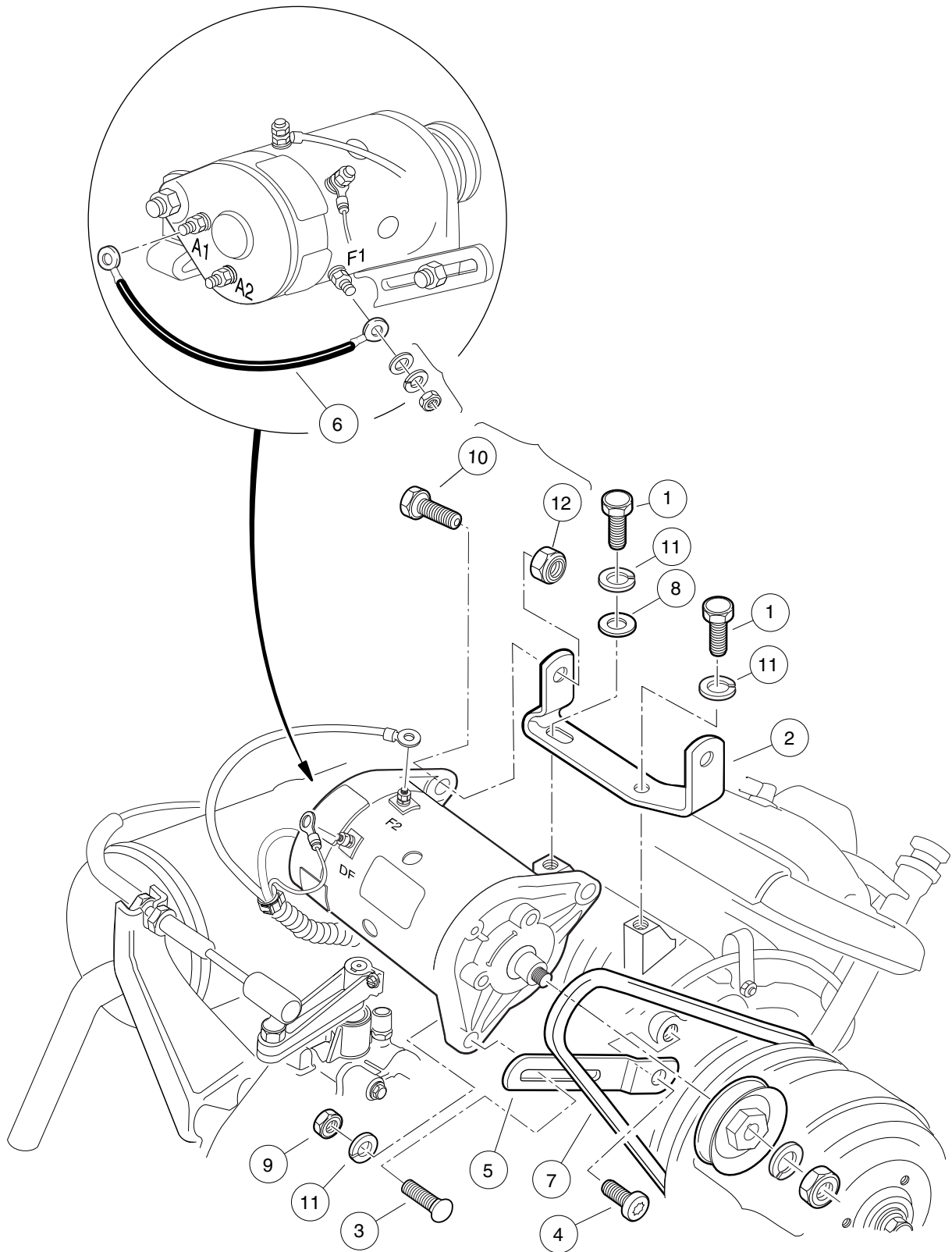
000124-001

STARTER/GENERATOR ASSEMBLY MODEL G425419 – GASOLINE VEHICLES

ITEM	PART NO.	DESCRIPTION	QTY
		1 2 3 4	
1	<u>101833701</u>	Starter/Generator (cw) (includes items 2 through 33)	1
2	<u>1013001</u>	Bearing, Output Shaft Ball	1
3	<u>1013003</u>	Key, Starter/Generator	1
4	<u>1013005</u>	Bearing, Ball	1
5	<u>101301102</u>	Brush Holder Assembly (cw) (includes item 6)	1
6	<u>101878101</u>	Brush Spring Set	4
7	<u>101869302</u>	Brush and Screw Set (cw)	1
8	<u>101874901</u>	Front Bracket	1
9	<u>101875001</u>	Retainer	1
10	<u>101875101</u>	Armature	1
11	<u>101875201</u>	Field Coil Housing	1
12	<u>101875301</u>	Pole Set	1
13	<u>101875401</u>	Screw Set	1
14	<u>101875501</u>	Field Stator Coil Assembly	1
15	<u>101875601</u>	F Insulator Set	2
16	<u>101875701</u>	DF Insulator	1
17	<u>101875802</u>	A Connector (cw)	1
18	<u>101876001</u>	Screw and Mold Assembly	2
19	<u>101876202</u>	Brush Connector Assembly (cw)	2
20	<u>101876301</u>	Cover Set (includes items 21 and 22)	1
21	N/A	Brush Inspection Port Cover	3
22	<u>1017653</u>	Brush Port Cover w/Drain	1
23	<u>101876402</u>	End Bell, Commutator, Rear Bracket (cw)	1
24	<u>101876501</u>	Nut and Screw Set (includes items 25 through 29)	1
25	<u>101896501</u>	Brush Holder Asm Screw	2
26	N/A	Washer, M5 Flat	1
27	N/A	Washer, M14 Lock	1
28	N/A	Nut, Hex, M14 x 2	1
29	N/A	Screw, M5 x 0.8 x 18mm	3
30	<u>101877601</u>	Nut and Washer Set	2
31	<u>101877701</u>	Nut and Washer Set	1
32	<u>101879001</u>	Through Bolt Set	2
33	<u>101939901</u>	Spacer	1
34	<u>101875102</u>	Armature Asm Conversion Kit (includes items 35 through 38)	1
35	<u>1013003</u>	Key, Starter/Generator	1
36	<u>1014289</u>	Pulley, Starter/Generator	1
37	<u>101875101</u>	Armature	1
38	<u>101939901</u>	Spacer	1
		Note: Item 36 will ONLY fit Model G425419 Starter/Generator.	

7
G

7
G



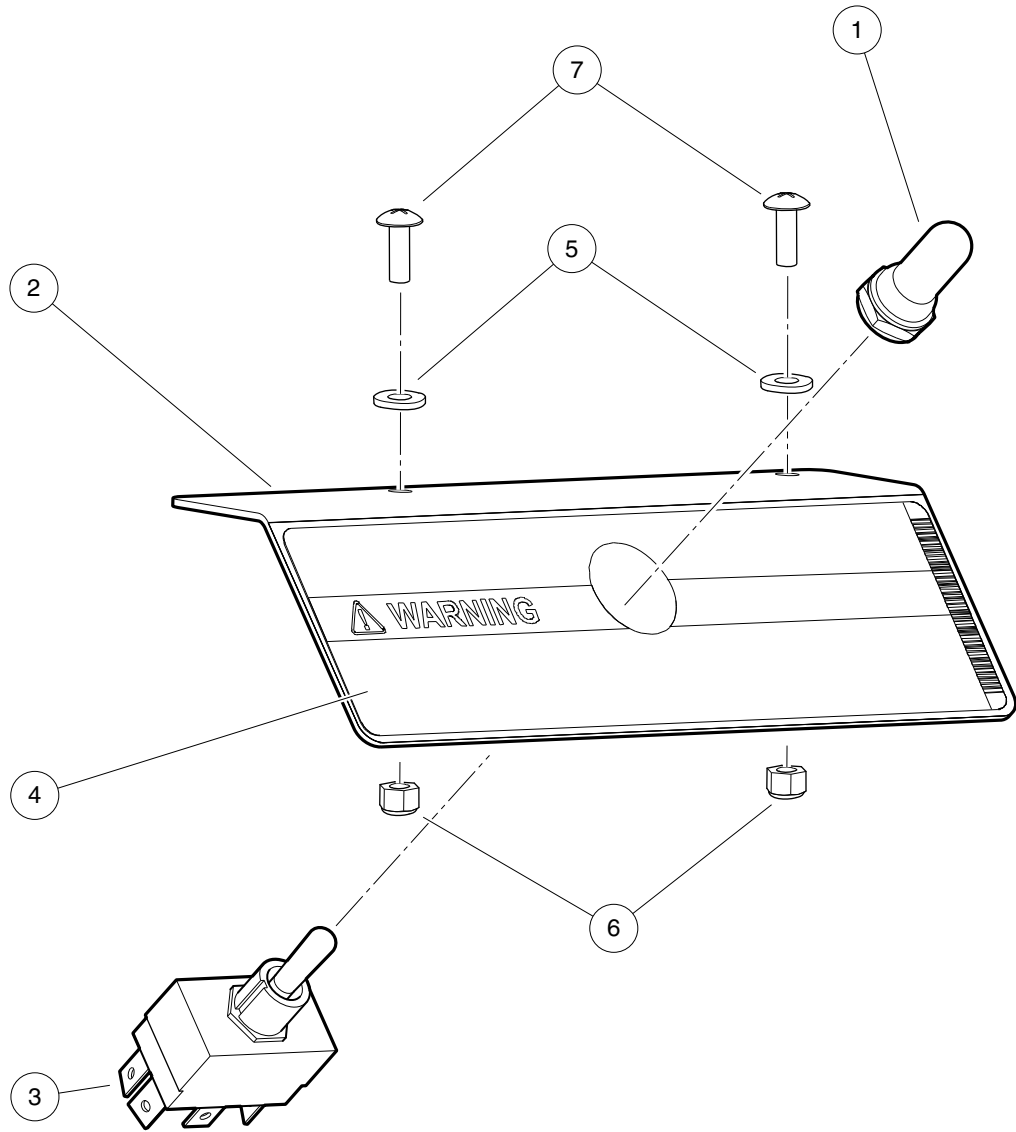
000239-001

STARTER/GENERATOR MOUNTING – FE350

ITEM	PART NO.	DESCRIPTION	QTY
		1 2 3 4	
1	<u>1012830</u>	Screw, M8-125 X 22 Hex-Head	2
2	<u>101524002</u>	Bracket, Starter/Generator Mounting	1
3	<u>1015932</u>	Bolt, Carriage, 5/16-18	1
4	<u>1016074</u>	Screw, M8-1.25 X 18mm Torx	1
5	<u>1016883</u>	Bracket, Starter/Generator Adjustment	1
6	<u>101837301</u>	Wire Assy, #6 Green	1
7	<u>101916701</u>	V-Belt	1
8	<u>1241</u>	Washer, 5/16 Type A Flat	1
9	<u>1242</u>	Nut, 5/16-18 Hex	1
10	705	Screw, Cap-hex Hd 3/8-16x1.25	2
11	<u>7174</u>	Lockwasher, 5/16 Split	3
12	<u>8754</u>	Locknut, 3/8-16 Hex	2

7
G

7
G

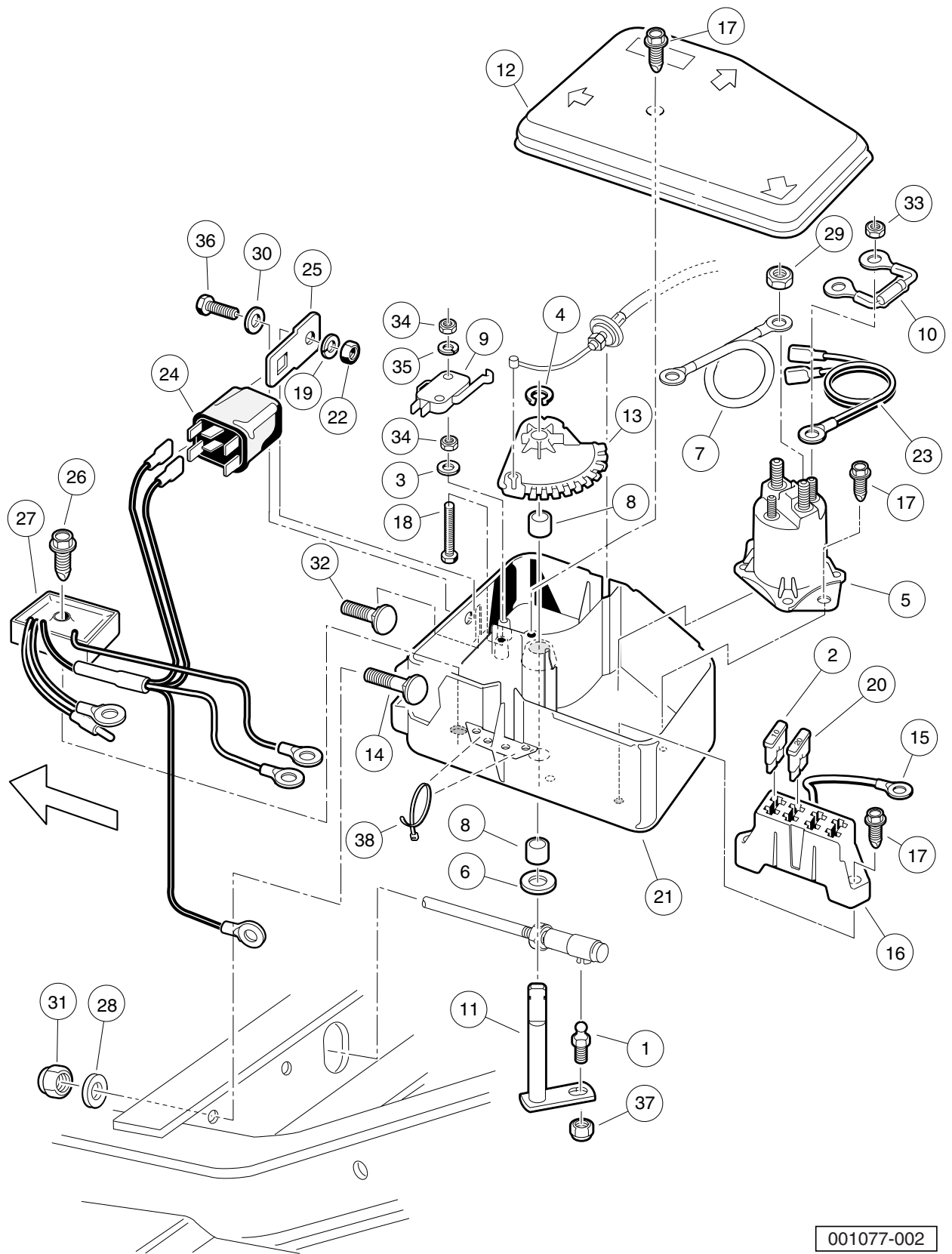


000755-003

OPERATION AND MAINTENANCE SWITCH

ITEM	PART NO.	DESCRIPTION	QTY
		1 2 3 4	
1	<u>101908401</u>	Boot, Switch	1
2	<u>101922501</u>	Bracket, Tow/Run Switch Mounting	1
3	<u>103198401</u>	Switch, Toggle, SPDT	1
4	<u>103205501</u>	Decal, Run/Service Switch	1
5	<u>332</u>	Washer, 1/4 Type A Narrow Flat	2
6	<u>8233</u>	Locknut, 1/4-20, Nylon Insert	2
7	<u>8248</u>	Screw, 1/4-20 X 0.75, Truss-Head Machine	2

7
G



001077-002

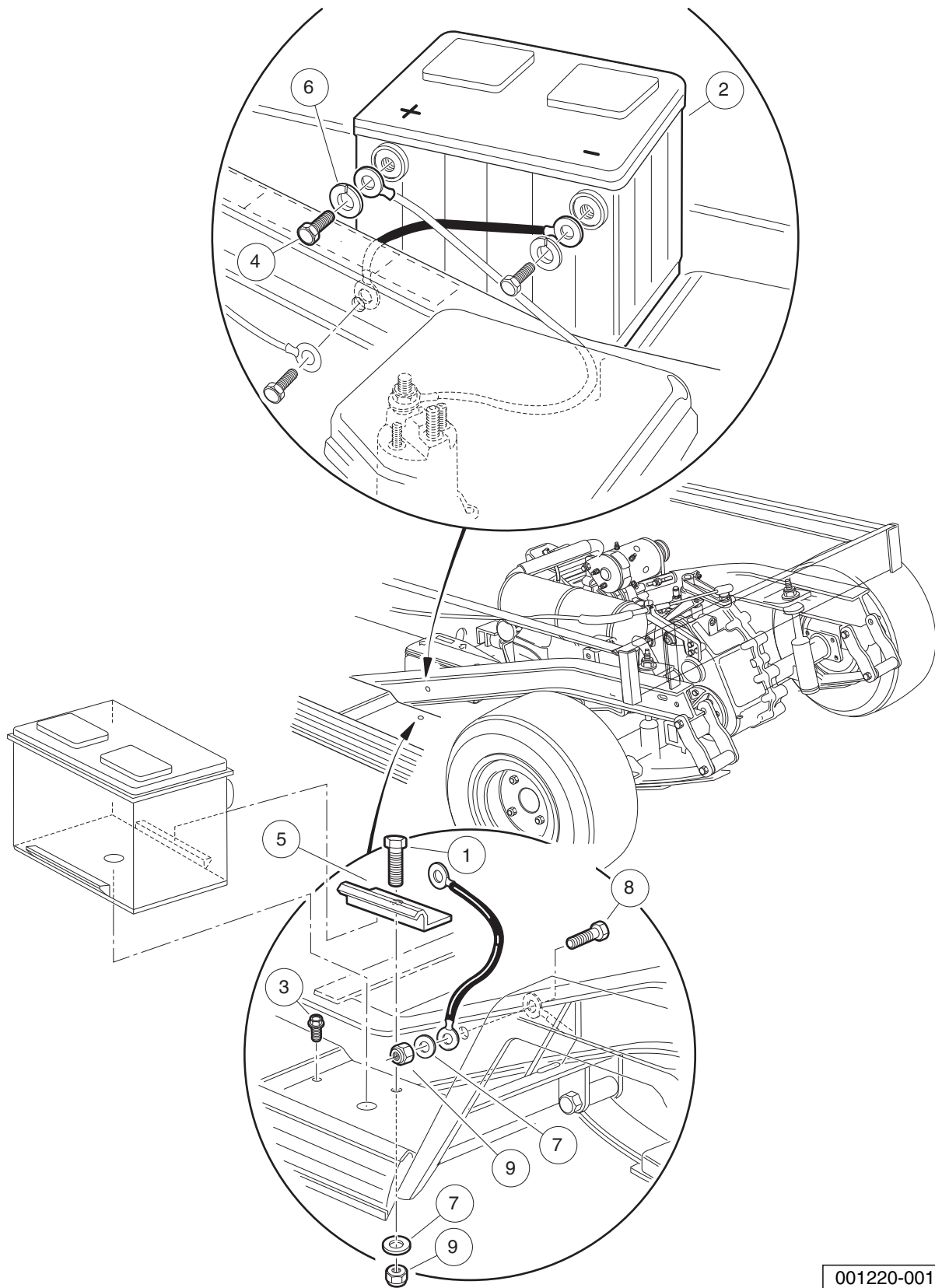
ELECTRICAL COMPONENT BOX – CARRYALL 6 AND VILLAGER 6/8

8

7
G

ITEM	PART NO.	DESCRIPTION	QTY
		1 2 3 4	
1	<u>1010954</u>	Stud, Ball, 1/4-28 X 0.560	1
2	<u>1012295</u>	Fuse, 10-Amp	1
3	<u>1012431</u>	Washer, #4 Flat	2
4	<u>1013589</u>	Ring, Retaining, 0.338" Internal	1
5	<u>1013609</u>	Solenoid, 12-Volt	1
6	<u>1014065</u>	Washer, Flat, 0.38" ID, Delrin	1
7	<u>1014119</u>	Wire Assembly #6 Red	1
8	<u>1014145</u>	Bushing, Secondary Weight, Split	2
9	<u>1014807</u>	Switch, Limit	1
10	<u>1014948</u>	Diode	1
11	<u>1015345</u>	Bell Crank and Shaft Assembly	1
12	<u>1015372</u>	Cover, Electric Box	1
13	<u>1015373</u>	Cam, Electric Box	1
14	<u>1015405</u>	Bolt, Carriage, 5/16-18 X 2.0	1
15	<u>1015737</u>	Wire Assy, #10 Red	1
16	<u>1015741</u>	Fuse Block	1
17	<u>1015752</u>	Screw, #12-16 X 0.625, Hi-Lo	5
18	<u>1015878</u>	Screw, #4-40 Hex Head Machine	2
19	<u>1016</u>	Lockwasher, #10 Split	1
20	<u>1016423</u>	Fuse, 20-Amp	1
21	<u>1016997</u>	Electrical Component Box	1
22	<u>1017</u>	Nut, #10-24 Stainless-Steel Hex Machine	1
23	<u>1017006</u>	Wire Assembly Orange #18	1
24	<u>1017239</u>	Relay W/mounting Bracket	1
25	<u>1017243</u>	Mounting Bracket, Relay	1
26	<u>101856102</u>	Screw, 1/4-15 X 1.50, Hi-lo, Hex	1
27	<u>102803401</u>	Asm, Voltage Regulator Key Sta	1
28	<u>1241</u>	Washer, 5/16 Type A Flat	2
29	<u>1242</u>	Nut, 5/16-18 Hex	2
30	<u>183</u>	Washer, #10, Type A, Flat	1
31	<u>7473</u>	Locknut, 5/16-18 Nylon Insert	2
32	<u>7818</u>	Bolt, Carriage, 5/16-18 X 1.5	1
33	<u>7893</u>	Nut, #10-32 Hex	2
34	<u>8057</u>	Nut, #4-40 Hex Machine	4
35	<u>8058</u>	Lockwasher, #4 Split	2
36	<u>8450</u>	Screw, #10-24 X 0.50, Hex-Head	1
37	<u>8717</u>	Locknut, Nylon Insert, 1/4-28	1
38	<u>8990</u>	Tie Wrap, 8" Nylon	3

7
G



001220-001

BATTERY – GASOLINE UTILITY VEHICLES

ITEM	PART NO.	DESCRIPTION	QTY
		1 2 3 4	
1	<u>1010934</u>	Screw, 5/16-18 X 1.00 Hex Cap	1
2	<u>1012328</u>	Battery, 12-Volt	1
3	<u>1014288</u>	Screw, 5/16-18 X 0.75, Thread-Forming	1
4	<u>1014375</u>	Screw, 3/8-16 X 0.50, Stainless Steel, Hex-Head	2
5	<u>101898001</u>	Clamp, Battery	1
6	<u>102355301</u>	Lockwasher, 3/8 Split Ss	2
7	<u>1241</u>	Washer, 5/16 Type A Flat	2
8	<u>7173</u>	Screw, 5/16-18 X 0.75, Hex-Head Cap	1
9	<u>7473</u>	Locknut, 5/16-18 Nylon Insert	2

7
G

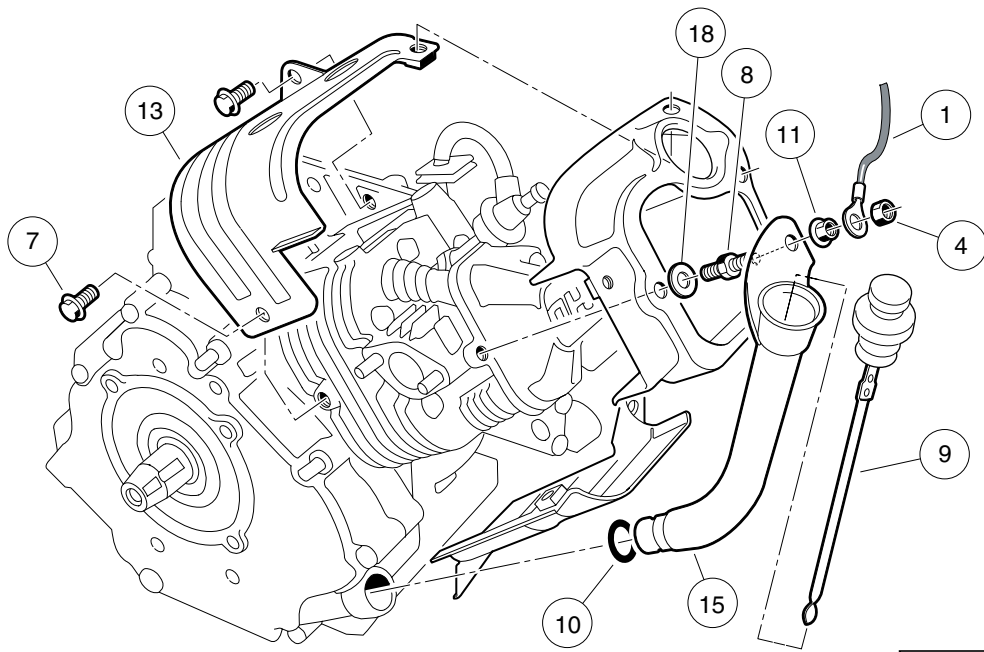
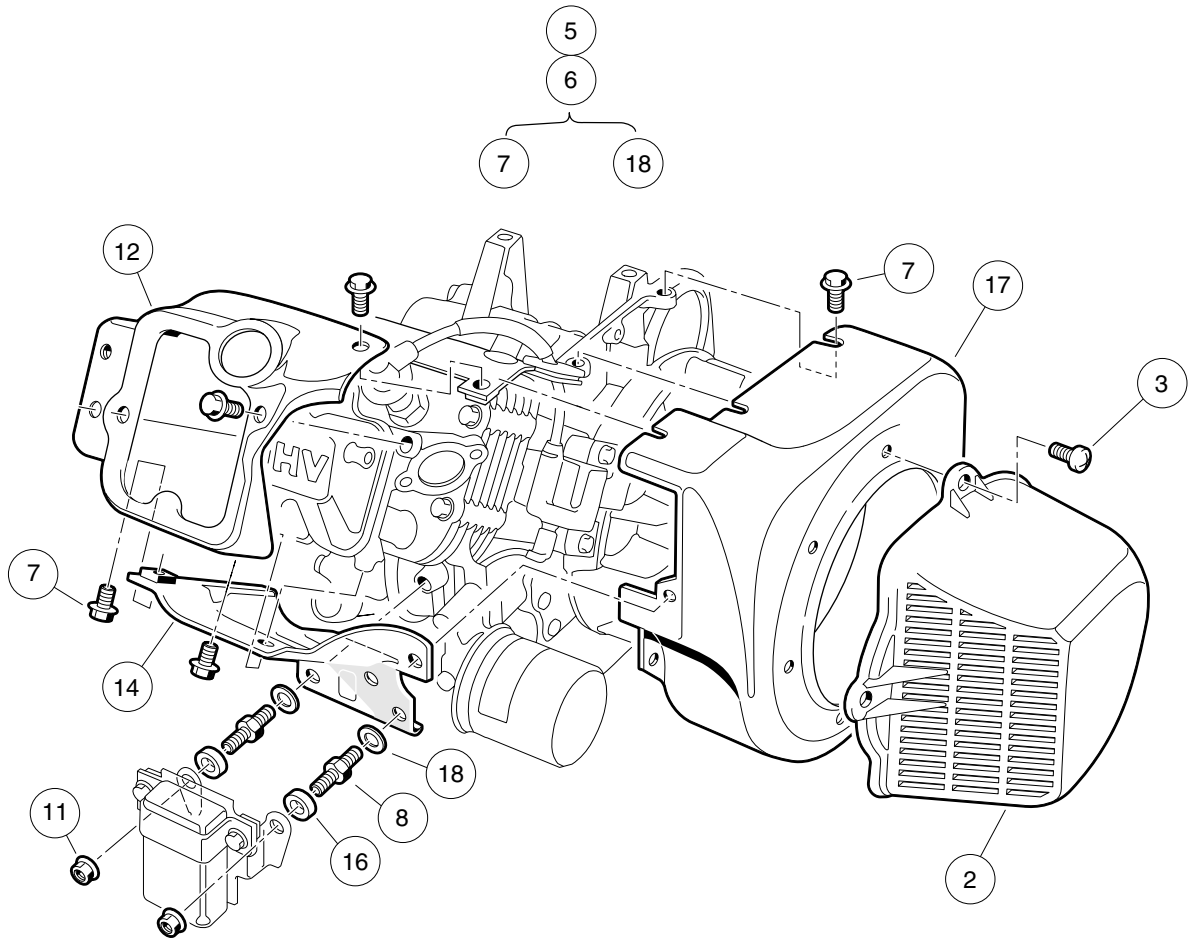
7

G

FE350 ENGINE WITH ACR

8

G

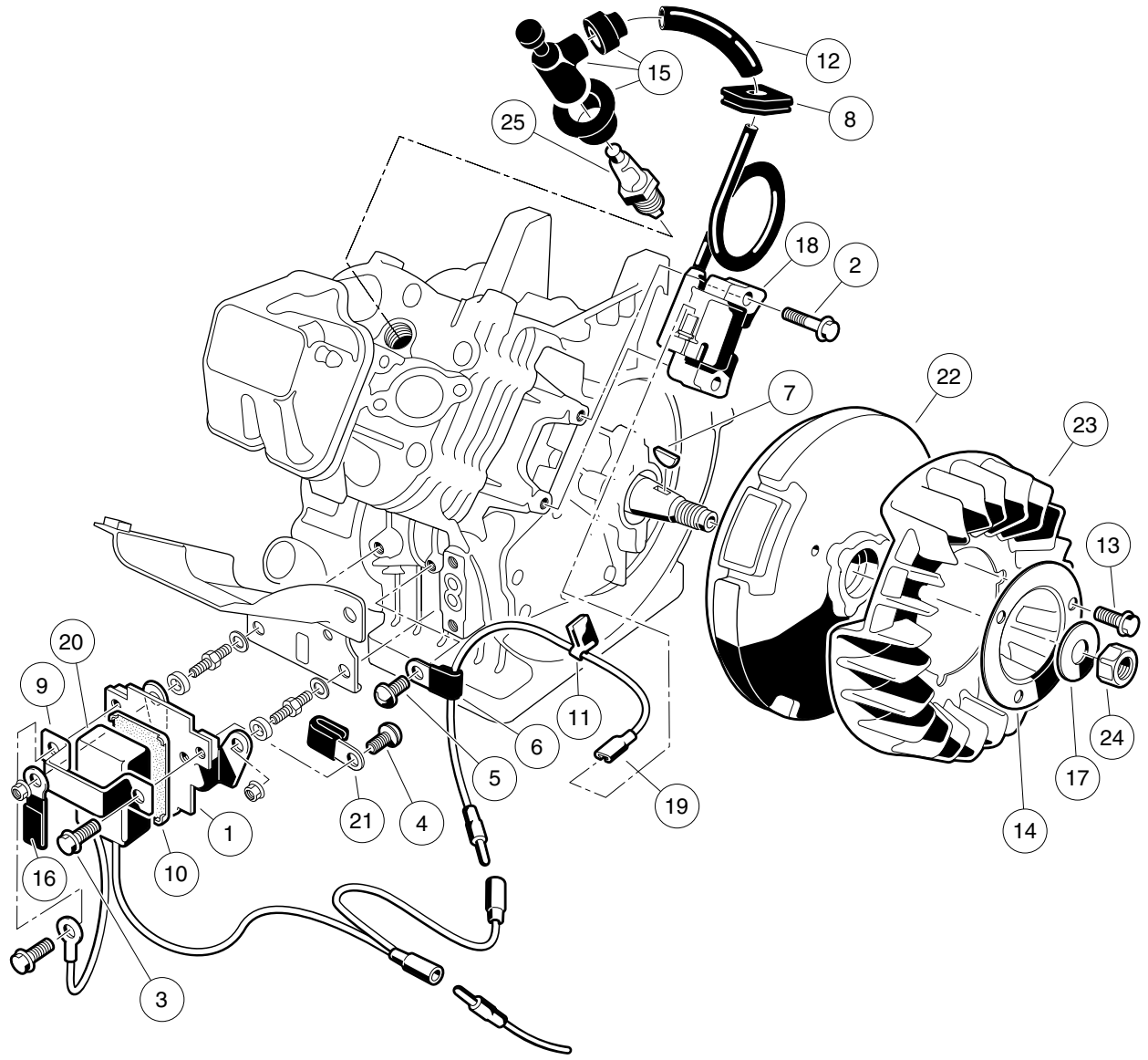


000201-003

FE350 ENGINE WITH ACR (AUTOMATIC COMPRESSION RELEASE) – SHROUDS AND BRACKETS

ITEM	PART NO.	DESCRIPTION	QTY
		1 2 3 4	
1	<u>1015332</u>	Wire, Ground, #10, Uninsulated	1
2	<u>1015649</u>	Shroud, Fan	1
3	<u>1015969</u>	Screw, M6-1.00 X 10mm, Pan Hd	4
4	<u>101887601</u>	Locknut, M6-1.00 Nylon Insert	1
5	<u>101953801</u>	Engine, FE350 with ACR	1
6	101953803	Engine, FE350, California-Only, with ACR (includes items 7 through 18)	1
7	1016456	Bolt, Flange Head, M6 x 1 x 12 mm	14
8	<u>1016507</u>	Bolt, Two-Ended	3
9	1016531	Dipstick	1
10	<u>1016539</u>	O-Ring	1
11	1016547	Nut, Flanged, M6 X 1.00	3
12	<u>1017474</u>	Shroud, Engine	1
13	<u>1017475</u>	Shroud, Engine	1
14	<u>1017476</u>	Shroud, Engine	1
15	<u>1017486</u>	Tube, Oil Filler	1
16	<u>1017500</u>	Spacer 6.50 X 12 X 5.5	2
17	<u>101916101</u>	Housing, FE350 Fan	1
18	N/A	Washer, 6mm Flat	3

8
G



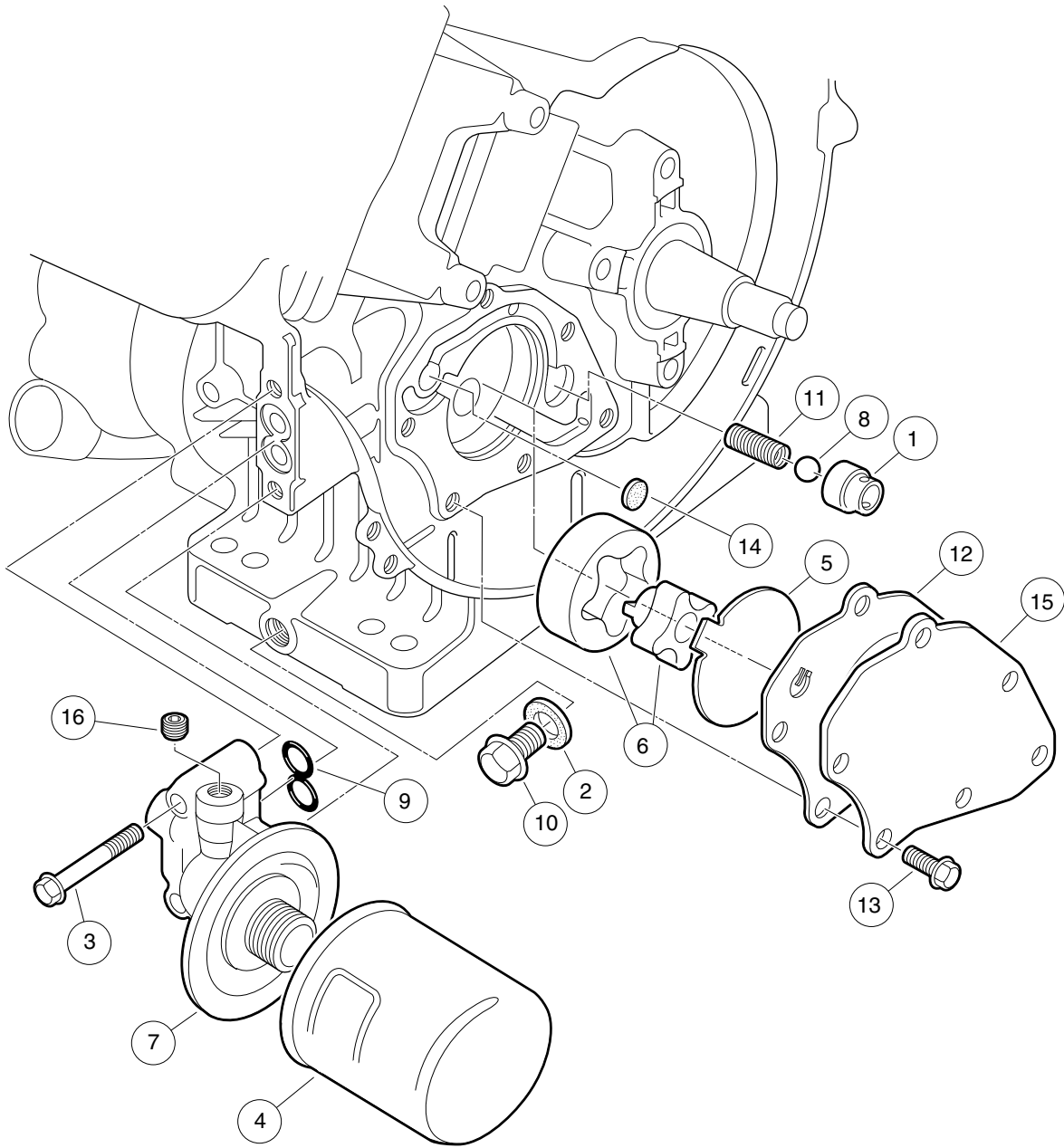
000202-003

FE350 ENGINE – IGNITION COMPONENTS AND FLYWHEEL

ITEM	PART NO.	DESCRIPTION	QTY
		1 2 3 4	
1	1016445	Bracket, RPM Limiter	1
2	<u>1016455</u>	Bolt, Flange Head	2
3	1016456	Bolt, Flange Head, M6 x 1 x 12 mm	2
4	<u>1016497</u>	Screw, Pan WP Cross	1
5	<u>1016544</u>	Screw	1
6	<u>1016561</u>	Clamp	1
7	<u>1016562</u>	Key	1
8	<u>1016578</u>	Grommet, Ignition	1
9	<u>1016579</u>	Band, RPM Limiter Mount	1
10	1016586	Damper, RPM Limiter	1
11	<u>1016587</u>	Clamp	1
12	<u>1016588</u>	Tube, 7mm X 10mm X 70mm	1
13	<u>1017448</u>	Bolt, Flanged	3
14	<u>1017455</u>	Plate, Flywheel Fan	1
15	<u>1017463</u>	Cap Asm, Plug	1
16	<u>1017468</u>	Clamp	1
17	<u>1017490</u>	Washer, Flat	1
18	<u>101909201</u>	Coil, Ignition	1
19	<u>101909301</u>	Lead Wire Assy	1
20	101909401	Limiter, RPM	1
21	101909501	Clamp, Steel	1
22	<u>101916201</u>	Flywheel	1
23	<u>101916301</u>	Fan (cw)	1
24	<u>102838401</u>	Nut, Hex, 18 mm Fine	1
25	<u>AM1232301</u>	Spark Plug, BPR2ES	1

8

G



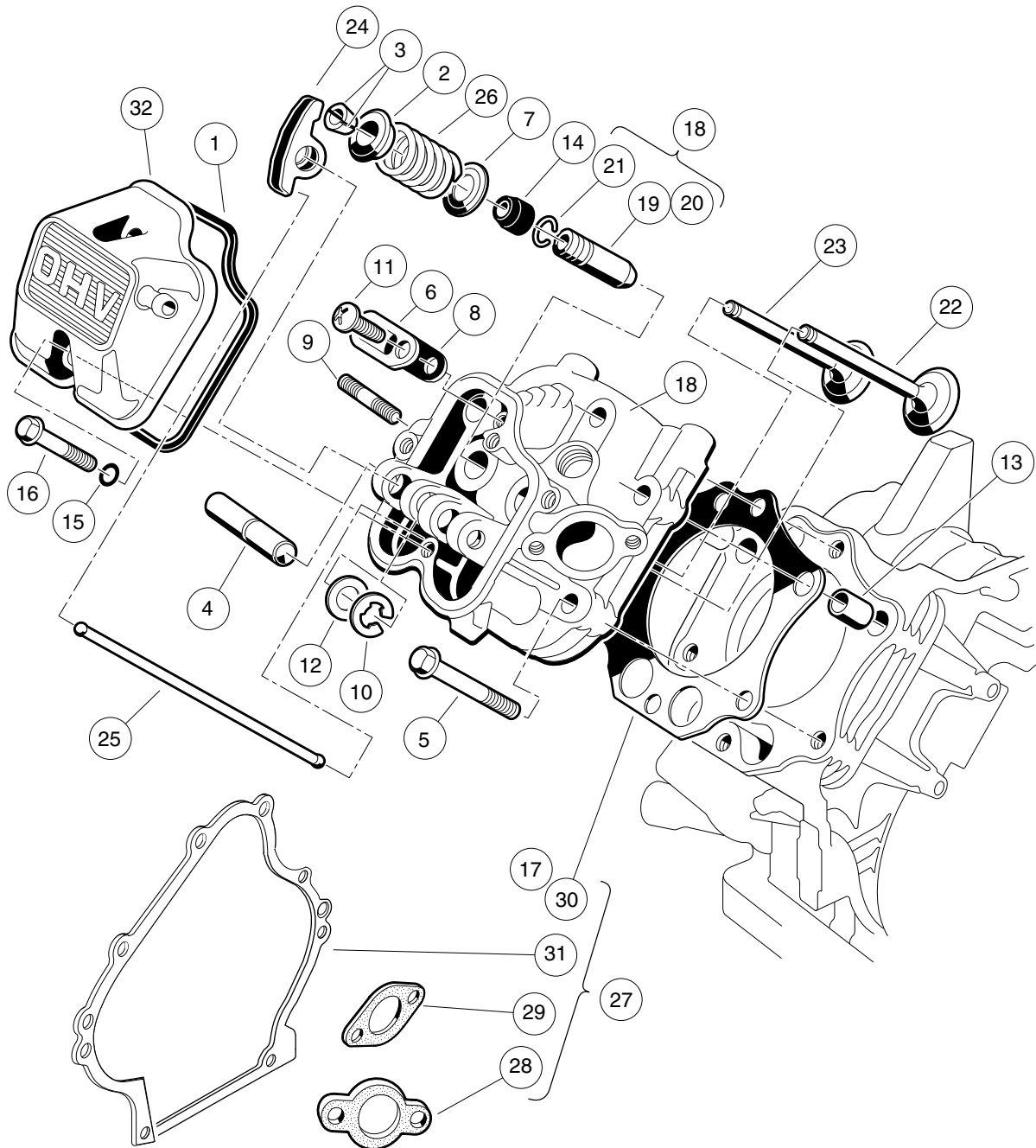
000203-001

FE350 ENGINE – OIL CIRCULATION

ITEM	PART NO.	DESCRIPTION	QTY
		1 2 3 4	
1	1016429	Seat, Valve Oil Pressure Relief	1
2	<u>1016432</u>	Gasket, Drain Plug	1
3	<u>1016457</u>	Bolt, Flange Head	2
4	<u>1016467</u>	Filter, Oil	1
5	<u>1016473</u>	Plate, Oil Pump	1
6	<u>101648203</u>	Oil Pump And Rotor	1
7	<u>1016502</u>	Bracket, Oil Filter Mount	1
8	<u>1016537</u>	Ball, Steel, Press, Relief	1
9	<u>1016570</u>	O-Ring	1
10	1016576	Plug, Drain	1
11	<u>1016581</u>	Spring	1
12	<u>1017442</u>	Gasket	1
13	<u>1017456</u>	Bolt, Flanged	6
14	<u>1017458</u>	Filter	1
15	<u>1017460</u>	Cover, Pump	1
16	<u>1017507</u>	Plug	2

8

G

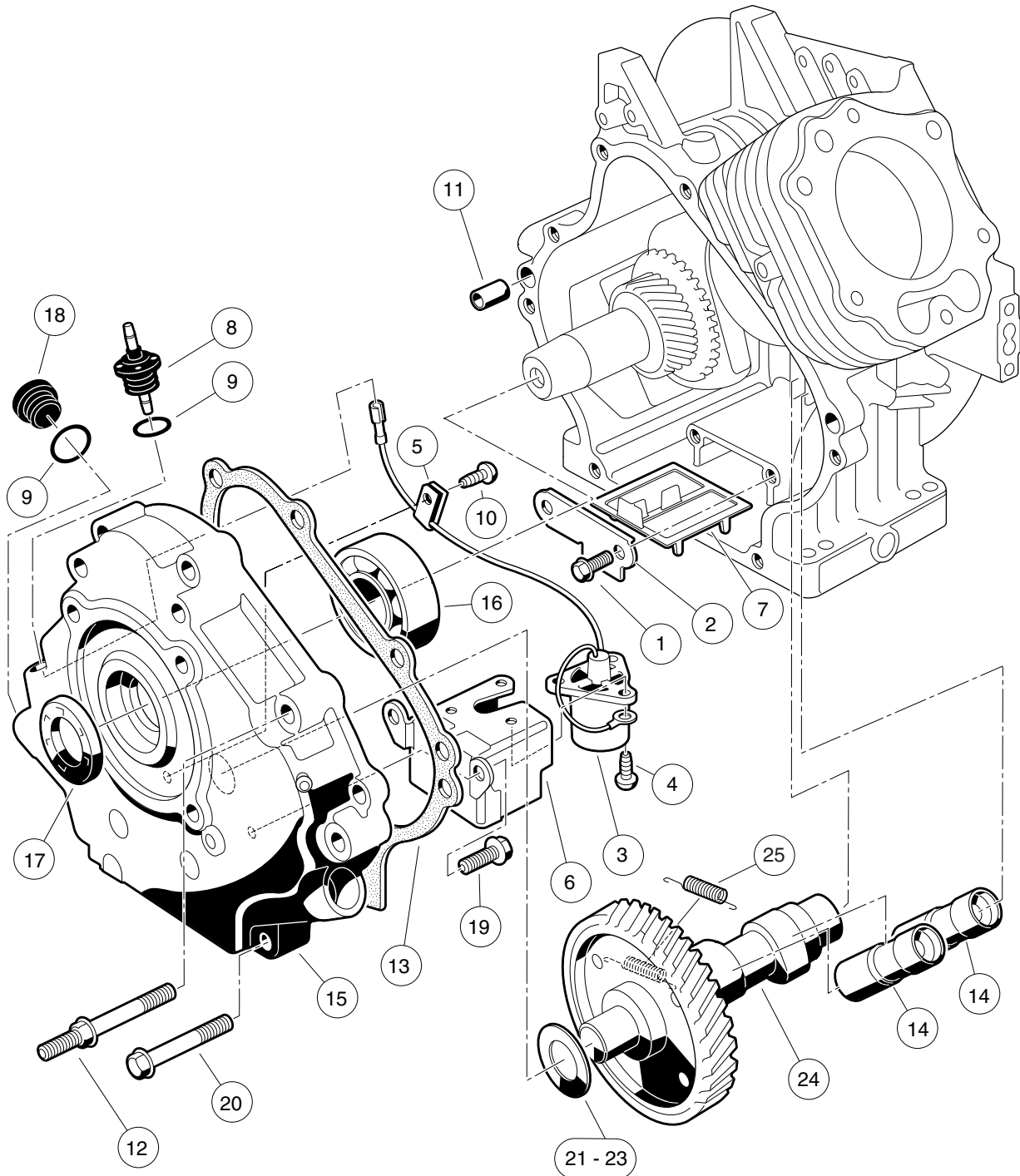


000204-003

FE350 ENGINE – CYLINDER HEAD

ITEM	PART NO.	DESCRIPTION	QTY
		1 2 3 4	
1	<u>1016436</u>	Gasket, Rocker Case	1
2	<u>1016449</u>	Retainer, Valve Spring	2
3	<u>1016450</u>	Collet	4
4	<u>1016452</u>	Shaft, Rocker	1
5	<u>1016458</u>	Bolt, Flange Head, M8 x 1.25 x 45 mm	6
6	<u>1016474</u>	Plate	1
7	<u>1016479</u>	Seat, Spring	2
8	<u>1016483</u>	Valve	1
9	<u>1016489</u>	Stud, Two-Ended, M8-1.25	2
10	<u>1016517</u>	Circlip, Type-E	1
11	<u>1016544</u>	Screw	1
12	<u>1016549</u>	Washer, 12.1x19x1.8	1
13	<u>1016563</u>	Pin	2
14	<u>1016566</u>	Seal, Oil	2
15	<u>1016569</u>	O-Ring	2
16	<u>1016583</u>	Bolt, 6x35	2
17	<u>1017434</u>	Gasket, Head	1
18	<u>1017435</u>	Assembly, Cylinder Head, FE350 (includes items 19 through 21)	1
19	<u>1016518</u>	Guide, Valve, Exhaust	1
20	<u>1016519</u>	Guide, Valve, Intake, Exhaust	1
21	<u>1016560</u>	Snap Ring	2
22	<u>1017444</u>	Valve, Intake	1
23	<u>1017445</u>	Valve, Exhaust	1
24	<u>1017446</u>	Arm, Rocker	2
25	<u>1017454</u>	Rod, Push	2
26	<u>1017473</u>	Spring, Engine Valve	2
27	<u>102304801</u>	Kit, Gasket, FE350 (includes items 28 through 31)	1
28	<u>1016440</u>	Gasket, Engine to Insulator	1
29	<u>1016904</u>	Gasket, Exhaust	1
30	<u>1017434</u>	Gasket, Head	1
31	<u>1017443</u>	Gasket, Crankcase Cover	1
32	<u>102753401</u>	Case, Rocker	1
		Note: Item 28, <u>1016440</u> , is not a component of the FE350 engine.	

8
G

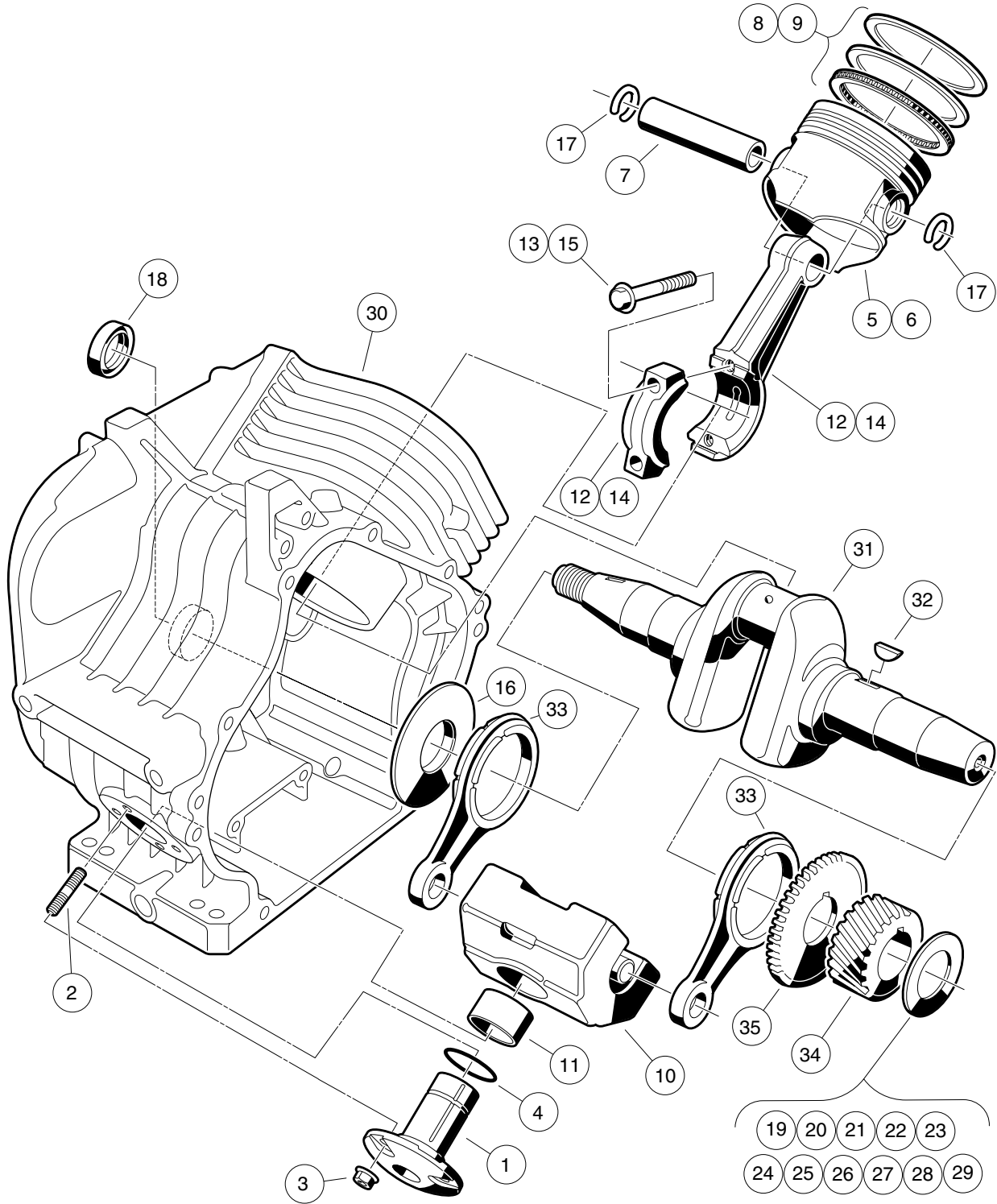


000205-001

FE350 ENGINE WITH ACR – CRANKCASE, CAMSHAFT, AND OIL SENSOR

ITEM	PART NO.	DESCRIPTION	QTY
		1 2 3 4	
1	<u>1016454</u>	Bolt, Flange Head, M5 x 0.8 x 8 mm	2
2	<u>1016472</u>	Plate, Oil Filter Screen	1
3	<u>1016494</u>	Sensor, Oil Level	1
4	<u>1016496</u>	Screw, Cross Pan-Head, M4 x 0.7 x 8 mm	3
5	<u>1016506</u>	Clamp	1
6	<u>1016510</u>	Bracket, Switch, Oil Level	1
7	<u>1016521</u>	Screen, Oil Filter	1
8	<u>1016535</u>	Connector, Cord	1
9	<u>1016538</u>	O-Ring	2
10	<u>1016544</u>	Screw	1
11	<u>1016564</u>	Pin	2
12	<u>1016584</u>	Bolt, Two-Ended, M8 x 1.25 x 69 mm	2
13	<u>1017443</u>	Gasket, Crankcase Cover	1
14	<u>1017447</u>	Adjuster, Lash	2
15	<u>1017472</u>	Cover Crankcase	1
16	<u>1017487</u>	Bearing, Ball	1
17	<u>1017504</u>	Seal, Oil	1
18	<u>1017508</u>	Plug	1
19	<u>1017513</u>	Bolt Switch Bracket	2
20	<u>1017514</u>	Screw, M8-1.25 X 45mm Hex	6
21	<u>101751801</u>	Shim, 0.3	1
22	<u>101751802</u>	Shim, 0.4	1
23	<u>101751803</u>	Shim, 0.5	1
24	<u>102271601</u>	Camshaft, FE350/FE400 with ACR, 44-tooth (includes item 25)	1
25	<u>1017511</u>	Spring	1

8
G

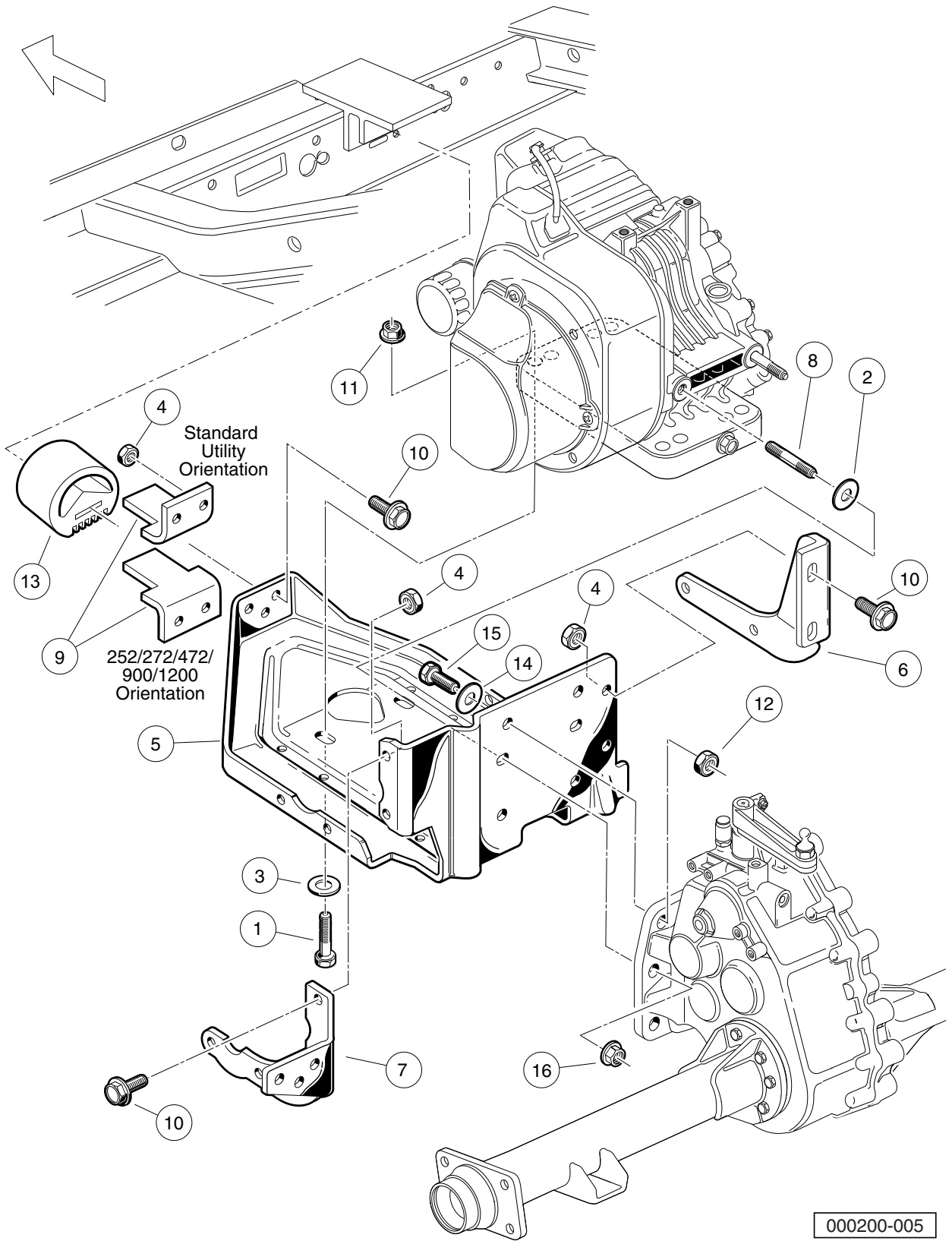


000206-001

FE350 ENGINE – CRANKCASE AND CRANKSHAFT

ITEM	PART NO.	DESCRIPTION	QTY
		1 2 3 4	
1	1016470	Shaft, Guide, Counterbalance	1
2	<u>1016541</u>	Stud, 6x14	4
3	1016547	Nut, M6 Flange	4
4	<u>1016571</u>	O-Ring	1
5	<u>101744901</u>	Piston, Standard	1
6	<u>101744902</u>	Piston, 0.50 mm Oversize	1
7	1017450	Pin, Piston	1
8	<u>101745101</u>	Ring Set, Standard Piston	1
9	<u>101745102</u>	Ring Set, Piston, 0.50 mm Oversize	1
10	<u>1017453</u>	Counterbalance Weight (includes item 11)	1
11	1017510	Bearing, Plain	1
12	101745701	Asm, Con. Rod Std (includes item 13)	1
13	<u>1017512</u>	Bolt	2
14	<u>101745702</u>	Asm, Con. Rod 0.5mm U/s (includes item 15)	1
15	<u>1017512</u>	Bolt	2
16	1017501	Spacer	1
17	<u>1017502</u>	Snap Ring	2
18	<u>1017503</u>	Seal, Oil	1
19	<u>101773301</u>	Shim, Crankshaft, 1.18mm	1
20	<u>101773302</u>	Shim, Crankshaft, 1.25mm	1
21	<u>101773303</u>	Shim, Crankshaft, 1.32mm	1
22	<u>101773304</u>	Shim, Crankshaft, 1.39mm	1
23	<u>101773305</u>	Shim, Crankshaft, 1.46mm	1
24	<u>101773306</u>	Shim, Crankshaft, 1.53mm	1
25	<u>101773307</u>	Shim, Crankshaft, 1.60mm	1
26	<u>101773308</u>	Shim, Crankshaft, 1.67mm	1
27	<u>101773309</u>	Shim, Crankshaft, 1.74mm	1
28	<u>101773310</u>	Shim, Crankshaft, 1.11mm	1
29	<u>101773311</u>	Shim, Crankshaft, 1.81mm	1
30	<u>101916001</u>	Crankcase Complete, FE350 (cw)	1
31	<u>102430901</u>	Crankshaft, FE350 Left-Hand, 22-Tooth (includes items 32 through 35)	1
32	<u>1016562</u>	Key	1
33	<u>1017471</u>	Rod	2
34	N/A	Gear, Helical	1
35	N/A	Gear, Spur	1

8
G



000200-005

FE350 ENGINE MOUNTING

ITEM	PART NO.	DESCRIPTION	QTY
		1 2 3 4	
1	<u>1010577</u>	Bolt, Hex-Head, 5/16-18 X 1.50	4
2	<u>1011697</u>	Washer, 5/16 Flat	2
3	1012571	Washer, 5/16 Extra Thick Flat	4
4	<u>1013924</u>	Nut, 5/16-24, Hex Head Cone	10
5	<u>101827101</u>	Plate, Engine Mounting	1
6	<u>101832601</u>	Stiffener (PTO Side)	1
7	<u>101832701</u>	Stiffener (Flywheel Side)	1
8	<u>101833101</u>	Stud, M8-1.25 X 50 mm Two-Ended	2
9	<u>101834601</u>	Bracket, Snubber	1
10	<u>101884801</u>	Screw, 5/16-24 X 0.875, Grade-8	10
11	<u>101963401</u>	Locknut, 5/16-18 Hex Flange	4
12	<u>102065901</u>	Locknut, 3/8-16 Flanged Dimple	4
13	<u>102540301</u>	Snubber, Inner Frame	1
14	<u>334</u>	Washer, 3/8, Type A, Flat	4
15	705	Screw, Cap-hex Hd 3/8-16x1.25	4
16	<u>96704416</u>	Nut, Flange, M8 X 1.25 Serrated	2

8

G

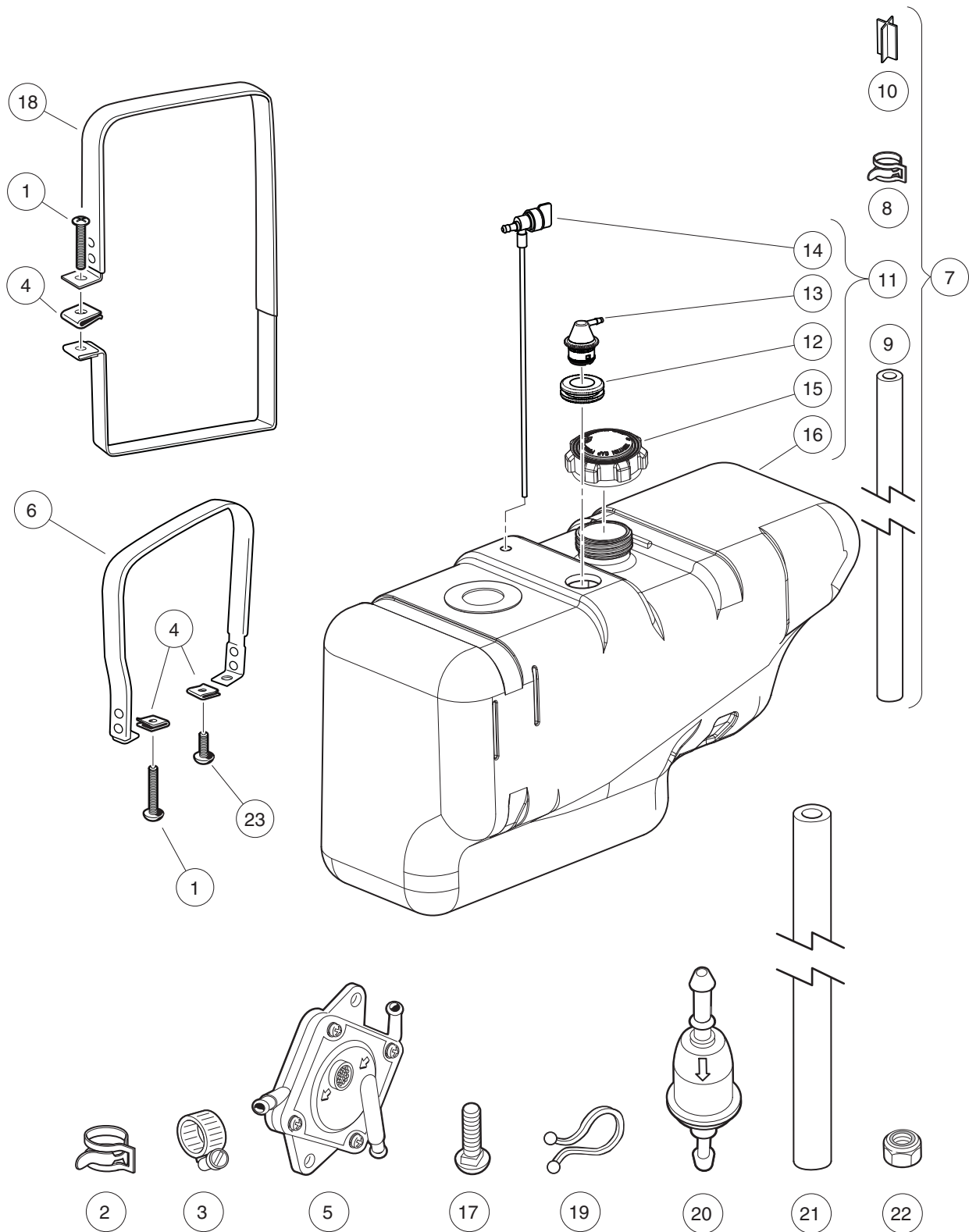
8

G

FUEL, INTAKE, AND GOVERNOR SYSTEM

9

G



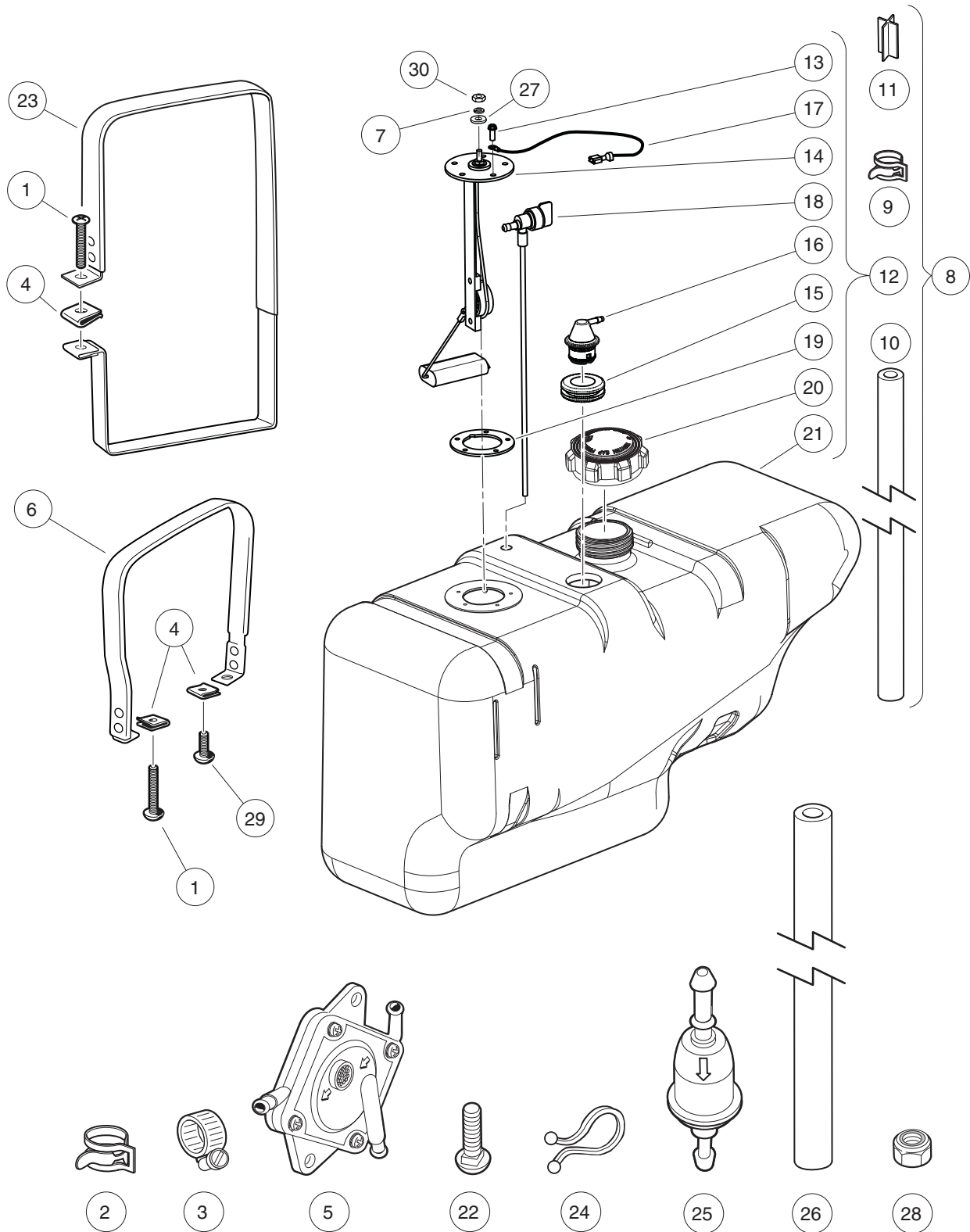
001288-001

FUEL SYSTEM AND TANK WITHOUT SENDING UNIT

ITEM	PART NO.	DESCRIPTION	QTY
		1 2 3 4	
1	<u>1011988</u>	Screw, 1/4-20 X 2.00 Phillips Truss-Head	2
2	<u>1012649</u>	Clamp, 0.460 Red Hose	8
3	<u>1013687</u>	Clamp, 3/8" Hose (screw type)	1
4	<u>1014116</u>	Nut, 1/4-20 Speed	3
5	<u>1014523</u>	Pump, Impulse Fuel	1
6	<u>1014928</u>	Fuel Strap Assembly Rear	1
7	<u>1016003</u>	Kit, Fuel Tank - Vented (includes items 8 through 11)	1
8	<u>1013746</u>	Clamp, 0.301 ID Hose	2
9	<u>1015137</u>	Fuel Line, 3/16 (available by the foot)	1
10	<u>101824401</u>	Vent Barb	1
11	102952302	Asm, Tank, Fuel, Wo/su Ds Utl (includes items 12 through 16)	1
12	<u>1015139</u>	Insulation Grommet	1
13	<u>1015143</u>	Vent, Fuel Tank	1
14	101896901	Fuel Pickup w/Shut-Off Valve	1
15	<u>102751601</u>	Cap, Fuel Tank, Gasoline	1
16	102947502	Tank, Fuel, Wo/su Ds Utl	A/R
17	<u>1017203</u>	Carriage Bolt	2
18	<u>101955301</u>	Fuel Strap Assy, Front	1
19	<u>101987701</u>	Clamp, Plastic Tie	1
20	<u>102003201</u>	Filter, Fuel, 30 Micron	2
21	<u>102865101</u>	Fuel Line, 1/4 (available by the foot)	A/R
22	<u>8233</u>	Locknut, 1/4-20, Nylon Insert	2
23	<u>8248</u>	Screw, 1/4-20 X 0.75, Truss-Head Machine	1

9
G

9
G



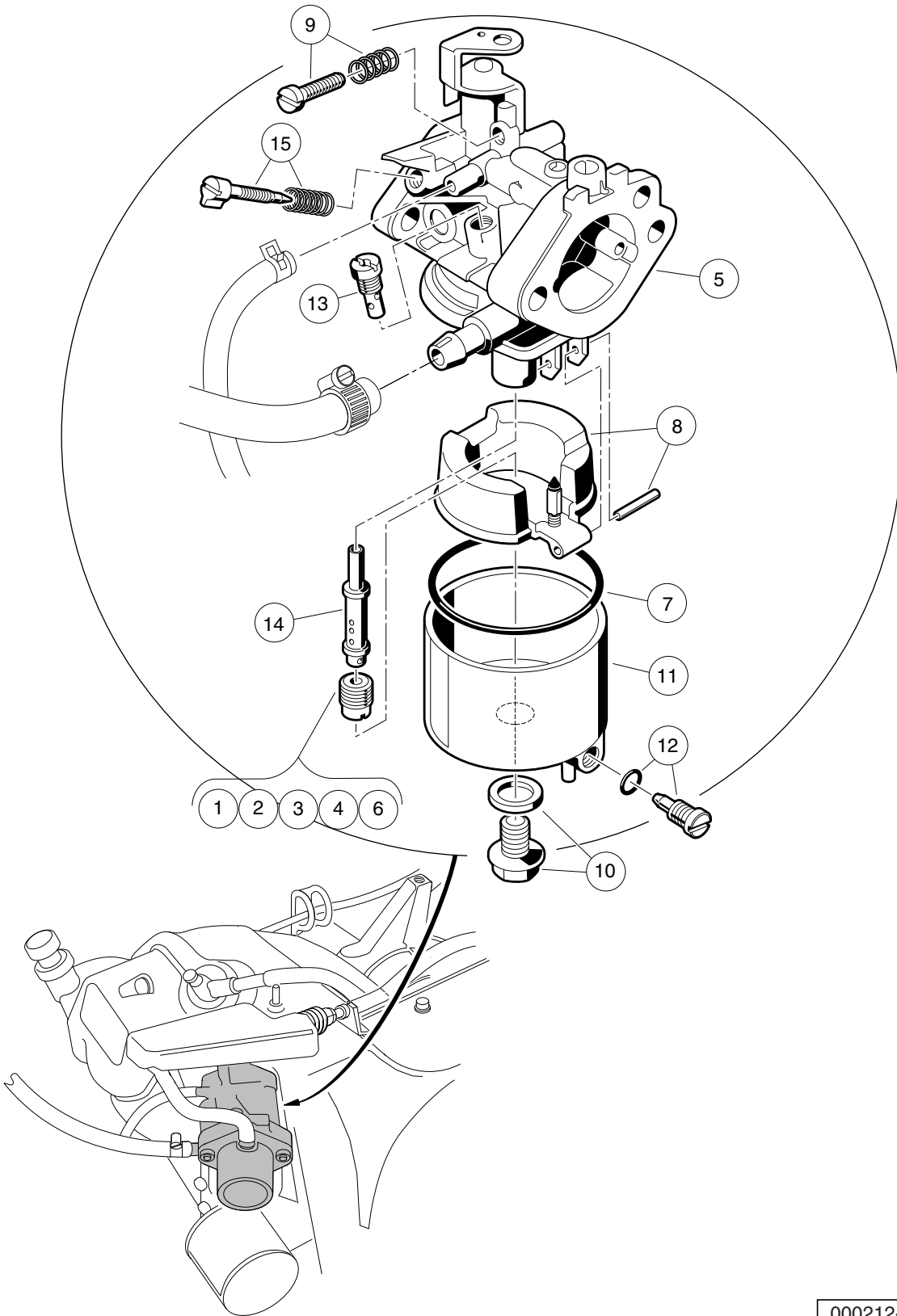
001287-001

FUEL SYSTEM AND TANK WITH SENDING UNIT

ITEM	PART NO.	DESCRIPTION	QTY
		1 2 3 4	
1	<u>1011988</u>	Screw, 1/4-20 X 2.00 Phillips Truss-Head	2
2	<u>1012649</u>	Clamp, 0.460 Red Hose	8
3	<u>1013687</u>	Clamp, 3/8" Hose (screw type)	1
4	<u>1014116</u>	Nut, 1/4-20 Speed	3
5	<u>1014523</u>	Pump, Impulse Fuel	1
6	<u>1014928</u>	Fuel Strap Assembly Rear	1
7	<u>1016</u>	Lockwasher, #10 Split	1
8	<u>1016004</u>	Tank Kit w/Sending Unit (includes items 9 through 12)	1
9	<u>1013746</u>	Clamp, 0.301 ID Hose	2
10	<u>1015137</u>	Fuel Line, 3/16 (available by the foot)	1
11	<u>101824401</u>	Vent Barb	2
12	<u>102952301</u>	Fuel Tank with Sending Unit (includes items 13 through 21)	1
13	<u>1013461</u>	Screw, #10-16 Hex-Head Hi-Lo	5
14	<u>1013462</u>	Sending Unit, Fuel Level *	1
15	<u>1015139</u>	Insulation Grommet	1
16	<u>1015143</u>	Vent, Fuel Tank	1
17	<u>1015921</u>	Wire Assembly #16 Black	1
18	<u>101896901</u>	Fuel Pickup w/Shut-Off Valve	1
19	<u>102522001</u>	Gasket, Rubber	1
20	<u>102751601</u>	Cap, Fuel Tank, Gasoline	1
21	N/A	Tank, Fuel, W/su Ds Utl	1
22	<u>1017203</u>	Carriage Bolt	2
23	<u>101955301</u>	Fuel Strap Assy, Front	1
24	<u>101987701</u>	Clamp, Plastic Tie	1
25	<u>102003201</u>	Filter, Fuel, 30 Micron	2
26	<u>102865101</u>	Fuel Line, 1/4 (available by the foot)	A/R
27	<u>183</u>	Washer, #10, Type A, Flat	1
28	<u>8233</u>	Locknut, 1/4-20, Nylon Insert	2
29	<u>8248</u>	Screw, 1/4-20 X 0.75, Truss-Head Machine	1
30	<u>8797</u>	Nut, #10-32 Brass Hex	1
		* Note: Must replace fuel sending unit gasket when servicing this component.	

9

G



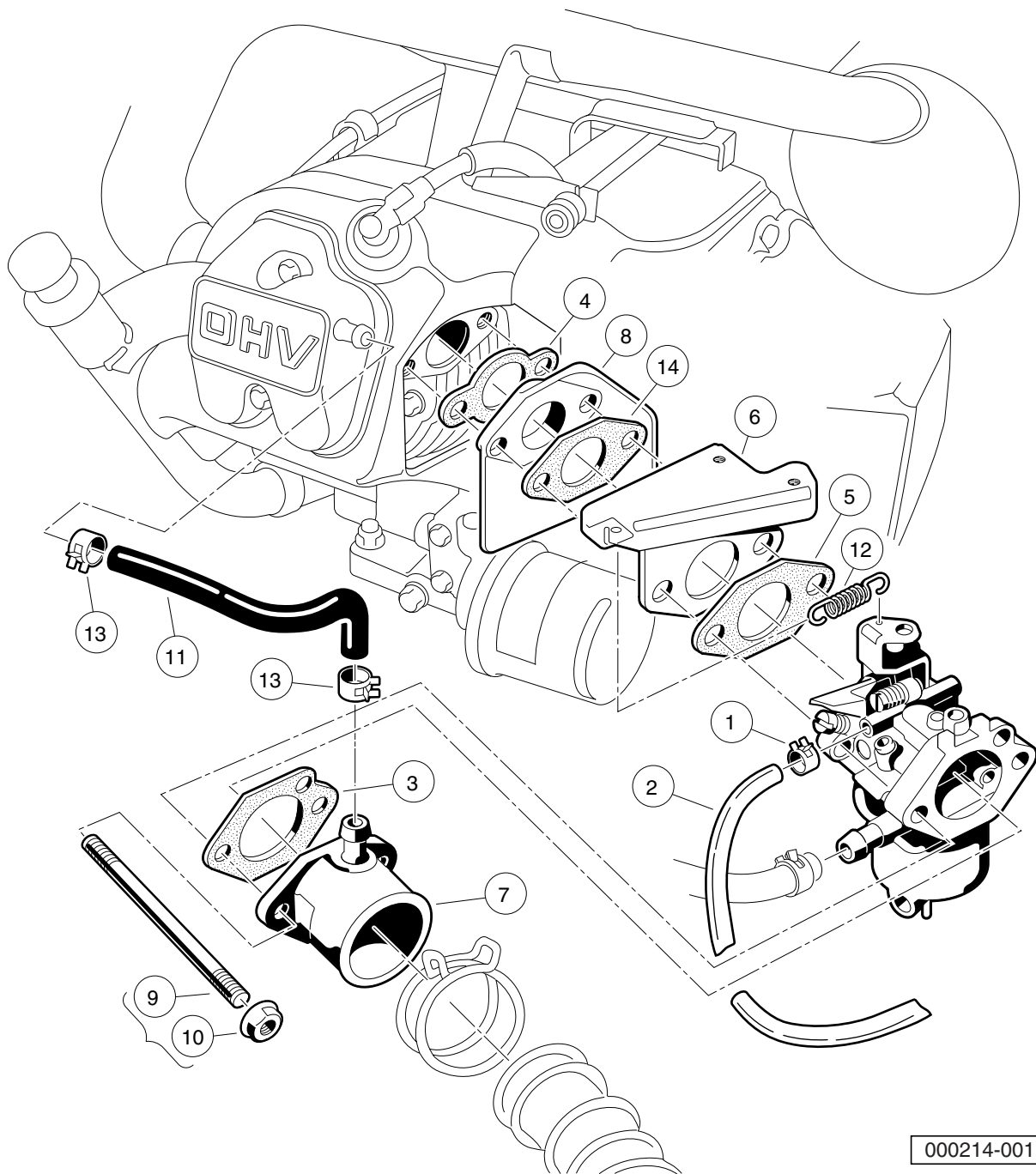
000212-001

CARBURETOR ASSEMBLY, FE350 (AS11)

ITEM	PART NO.	DESCRIPTION	QTY
		1 2 3 4	
1	<u>101642575</u>	Jet, Altitude, # 75	1
2	<u>101642578</u>	Jet, Altitude, # 78	1
3	<u>101642580</u>	Jet, Altitude, # 80	1
4	<u>101642582</u>	Jet, Altitude, # 82	1
5	<u>101905901</u>	Carburetor, FE350D (includes items 6 through 15)	1
6	<u>101642585</u>	Jet, Altitude, # 85	1
7	<u>1016437</u>	Gasket, Carburetor Bowl OHV	1
8	<u>1016486</u>	Float Assembly	1
9	<u>1016501</u>	Screw Assembly	1
10	<u>1016585</u>	Bolt	1
11	<u>1017461</u>	Chamber Assembly, Float (includes item 12)	1
12	<u>1016499</u>	Screw Assembly	1
13	<u>101973101</u>	Jet, #40 Pilot	1
14	<u>101973301</u>	Nozzle, Main	1
15	N/A	Assembly, Pilot Air Screw	1
<p>Note: Jets- <u>101642585</u> for 0 - 3,000 feet; <u>101642582</u> for 3,000 - 5,000 feet; <u>101642580</u> for 5,000 - 8,000 feet; <u>101642578</u> for 8,000 - 10,000 feet; <u>101642575</u> for 10,000 feet and higher. NOTE 2: Carburetor <u>101905901</u>, shown above, is no longer available. Order part number 103524501 for replacement.</p>			

9

G

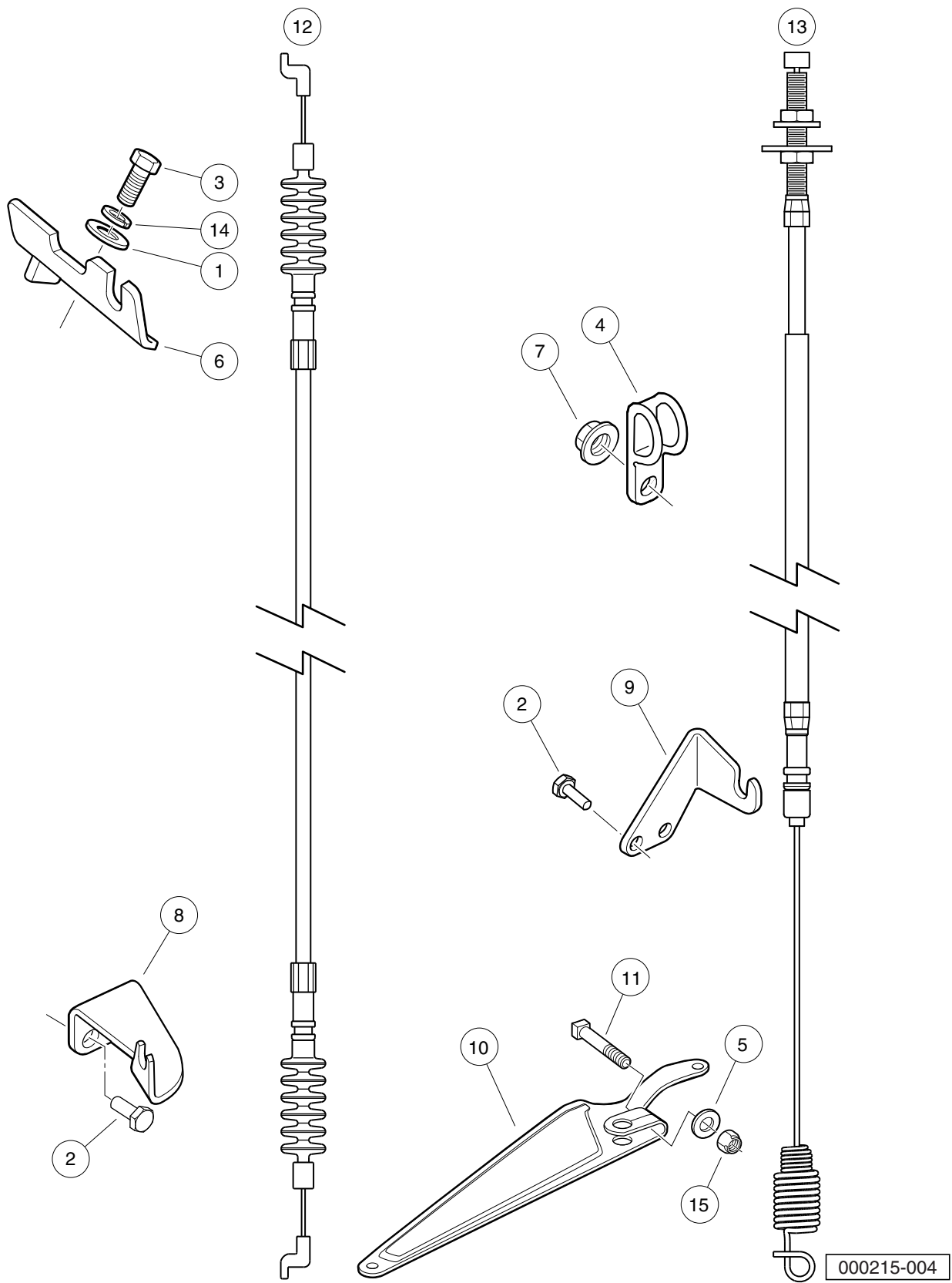


000214-001

CARBURETOR MOUNTING – FE350

ITEM	PART NO.	DESCRIPTION	QTY
		1 2 3 4	
1	<u>1013746</u>	Clamp, 0.301 ID Hose	1
2	<u>1015137</u>	Fuel Line, 3/16 (available by the foot)	1
3	<u>1016438</u>	Gasket, Carb To Intake Manifold	1
4	<u>1016440</u>	Gasket, Engine to Insulator	1
5	<u>1016441</u>	Gasket, Sprg Brkt To Carb OHV	1
6	<u>1016444</u>	Bracket, Throttle Spring Return	1
7	1016480	Pipe, Intake Manifold	1
8	101648102	Insulator, Carburetor	1
9	<u>101649002</u>	Stud, M6-1.00 Two-Ended	2
10	1016547	Nut, M6 Flange	2
11	<u>1016572</u>	Tube, Crankcase Vent	1
12	<u>1016582</u>	Spring, Throttle Return	1
13	<u>1017466</u>	Clamp	2
14	<u>101973401</u>	Gasket, Insulator To Bracket	1

9
G



000215-004

GOVERNOR AND ACCELERATOR CABLES

ITEM	PART NO.	DESCRIPTION	QTY
		1 2 3 4	
1	<u>1011697</u>	Washer, 5/16 Flat	1
2	<u>1012285</u>	Screw, 1/4 X 0.625 Hex-Head	4
3	<u>1012830</u>	Screw, M8-125 X 22 Hex-Head	1
4	<u>1013700</u>	Clamp	2
5	<u>1014007</u>	Washer, 1/4, Flat	1
6	<u>101584502</u>	Bracket, Governor Cable Snap-In	1
7	<u>1016546</u>	Nut	2
8	<u>101832202</u>	Bracket, Rear Governor Cable Snap-In	1
9	<u>101832302</u>	Bracket, Rear Accelerator Cable Snap-In	1
10	<u>101834801</u>	Arm, Governor	1
11	<u>101886101</u>	Screw, 1/4-20 X 1.00, Square-Head	1
12	<u>102336001</u>	Cable, Governor, Snap-In	1
13	<u>102336101</u>	Cable, Accelerator, Snap-In	1
14	<u>7174</u>	Lockwasher, 5/16 Split	1
15	<u>8233</u>	Locknut, 1/4-20, Nylon Insert	1

9
G

AIR INTAKE DUCT AND CHOKE CABLE – VILLAGER 6

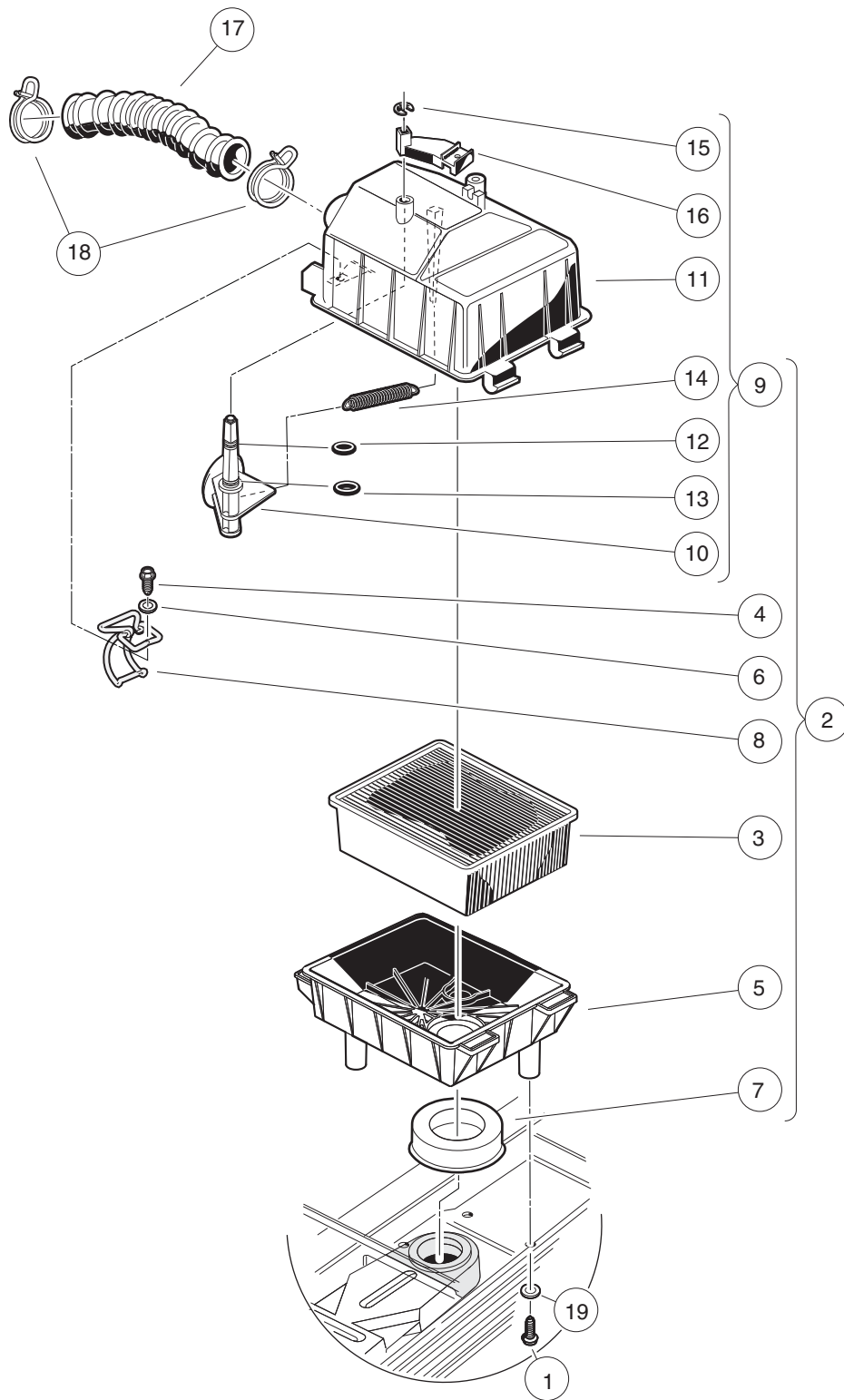
ITEM	PART NO.	DESCRIPTION	QTY
		1 2 3 4	
1	<u>1012438</u>	Locknut, #10-24 Nylon Insert	3
2	<u>1015139</u>	Insulation Grommet	1
3	<u>101804301</u>	Screw, #8 X 0.500, Hex-Head Hi-Lo	1
4	<u>101811301</u>	Duct, Intake	1
5	<u>101825701</u>	Retaining Bracket	1
6	<u>101926802</u>	Cable, Choke (includes items 7 and 8)	1
7	<u>101933701</u>	Bezel, Choke Cable	1
8	N/A	Choke Cable without Bezel, Long	1
9	<u>1631</u>	Screw, #10-24 X 0.75 Phillips Pan-Head	3
10	<u>183</u>	Washer, #10, Type A, Flat	7
11	<u>7973</u>	Rivet, 3/16 X .400 Blind	2
12	<u>8639</u>	Tie Wrap, 11" Nylon	2

9
G

AIR INTAKE DUCT AND CHOKE CABLE – VILLAGER 8

ITEM	PART NO.	DESCRIPTION	QTY
		1 2 3 4	
1	<u>1012438</u>	Locknut, #10-24 Nylon Insert	3
2	<u>1015139</u>	Insulation Grommet	1
3	<u>101804301</u>	Screw, #8 X 0.500, Hex-Head Hi-Lo	1
4	<u>101811301</u>	Duct, Intake	1
5	<u>101825701</u>	Retaining Bracket	1
6	<u>101926803</u>	Cable, Choke (includes items 7 and 8)	1
7	<u>101933701</u>	Bezel, Choke Cable	1
8	N/A	Choke Cable without Bezel, Long	1
9	<u>1631</u>	Screw, #10-24 X 0.75 Phillips Pan-Head	3
10	<u>183</u>	Washer, #10, Type A, Flat	7
11	<u>7973</u>	Rivet, 3/16 X .400 Blind	2
12	<u>8639</u>	Tie Wrap, 11" Nylon	2

9
G



000332-001

AIR FILTER AND INTAKE HOSE

ITEM	PART NO.	DESCRIPTION	QTY
		1 2 3 4	
1	<u>1015752</u>	Screw, #12-16 X 0.625, Hi-Lo	3
2	<u>101821501</u>	Assembly, Air Box (includes items 3 through 9)	1
3	<u>1015426</u>	Filter, Air	1
4	<u>101804301</u>	Screw, #8 X 0.500, Hex-Head Hi-Lo	2
5	<u>101811901</u>	Bottom, Air Box	1
6	<u>101881701</u>	Washer, #8 Stainless-Steel Flat	2
7	<u>101921501</u>	Seal, Intake	1
8	<u>101925701</u>	Latch, Wireform	2
9	<u>101972801</u>	Top Assy, Air Box (includes items 10 through 16)	1
10	N/A	Valve, Choke	1
11	N/A	Top, Air Box	1
12	N/A	O-Ring, 5/16	1
13	N/A	O-Ring, 3/8	1
14	<u>101812301</u>	Spring, Extension Return	1
15	<u>101813001</u>	Retaining Ring 0.25, Shaft	1
16	<u>101917601</u>	Lever, Choke	1
17	<u>101837101</u>	Hose, Air Intake	1
18	<u>101971301</u>	Clamp, 1.58" ID Hose	2
19	<u>332</u>	Washer, 1/4 Type A Narrow Flat	3

9

G

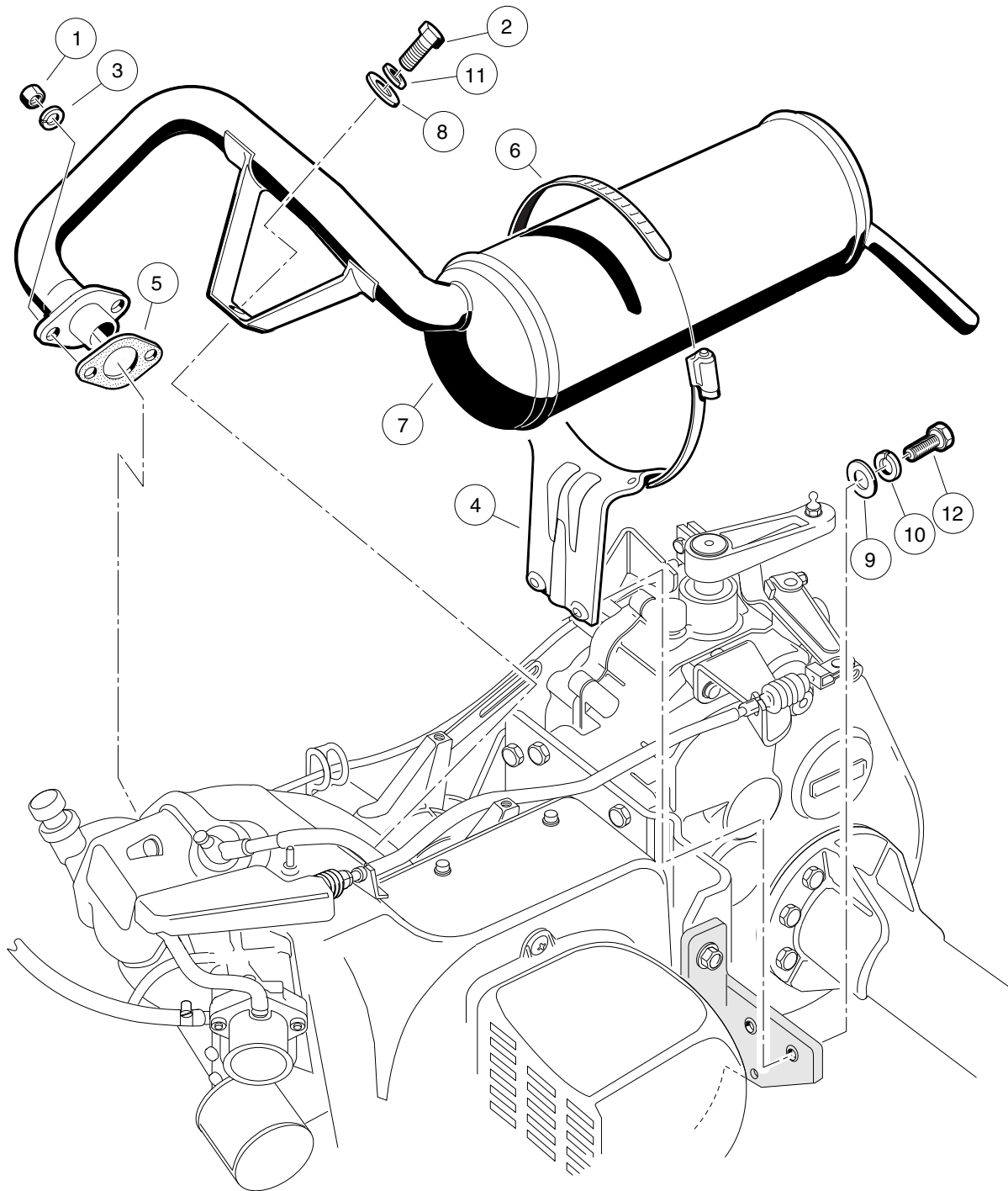
9

G

EXHAUST SYSTEM

10

G



000209-001

EXHAUST SYSTEM – FE350 ENGINE

ITEM	PART NO.	DESCRIPTION	QTY
		1 2 3 4	
1	<u>1012528</u>	Nut, M8-1.25 Hex	2
2	<u>1012830</u>	Screw, M8-125 X 22 Hex-Head	1
3	<u>1013734</u>	Lockwasher, 8mm Split	2
4	<u>1015814</u>	Bracket, Muffler Mounting	1
5	<u>1016904</u>	Gasket, Exhaust	1
6	<u>1017689</u>	Clamp, 5" Muffler Hose	1
7	<u>101859401</u>	Exhaust System, FE350	1
8	<u>1241</u>	Washer, 5/16 Type A Flat	1
9	<u>332</u>	Washer, 1/4 Type A Narrow Flat	2
10	<u>451</u>	Lockwasher, 1/4 Split	2
11	<u>7174</u>	Lockwasher, 5/16 Split	1
12	<u>7847</u>	Screw, 1/4-20 X 0.75 Hex-Head Cap	2

10

G

10

G

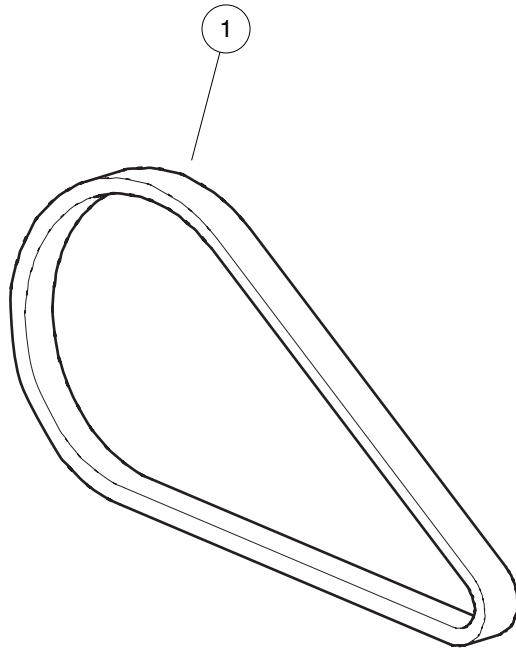
DRIVE BELT AND CLUTCHES – CARBURETED GASOLINE VEHICLES

11

G

11

G

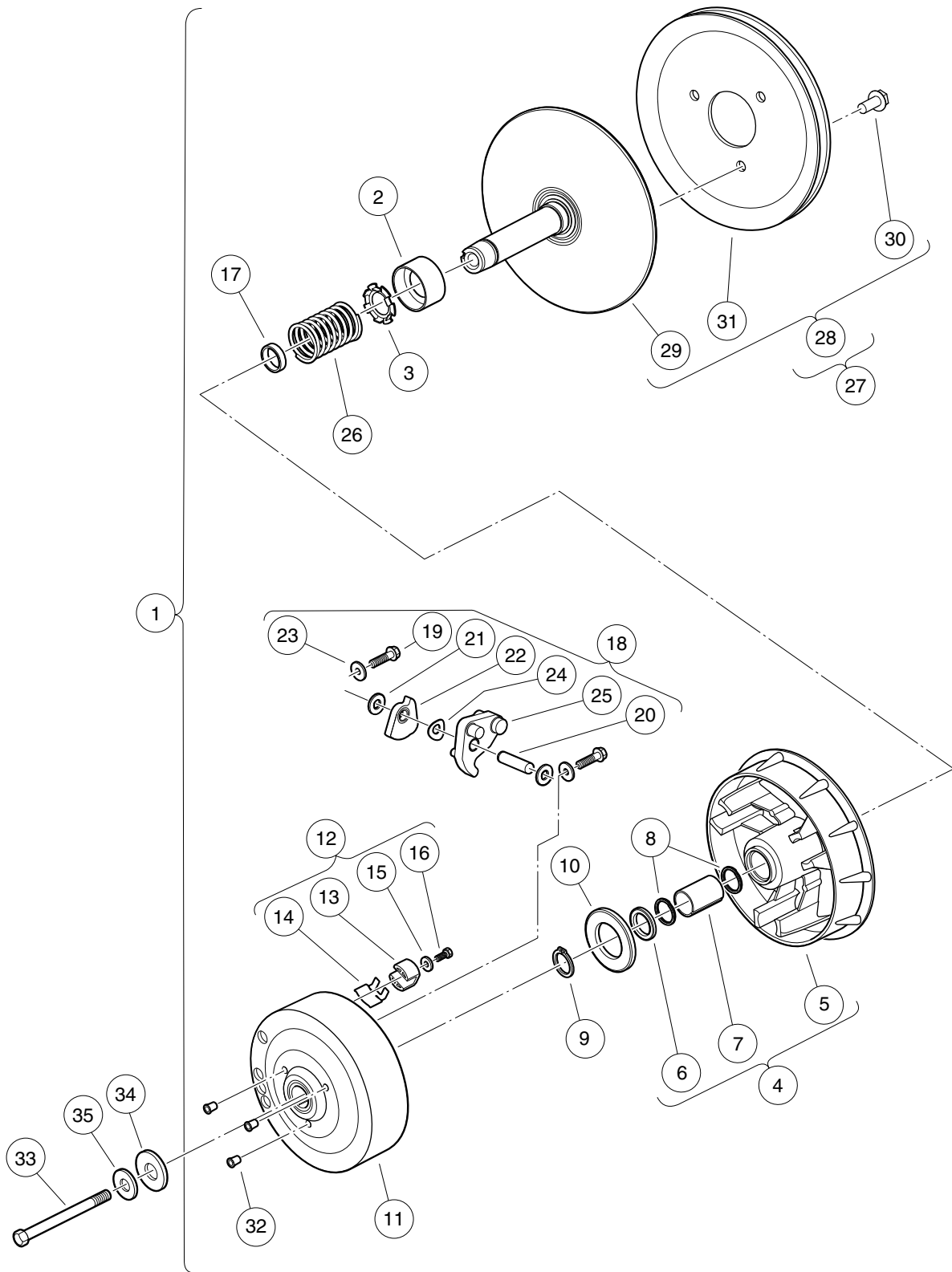


000918-001

DRIVE BELT

ITEM	PART NO.	DESCRIPTION	QTY
1	<u>1017188</u>	1 2 3 4 Belt, Drive (FE350)	1

11
G



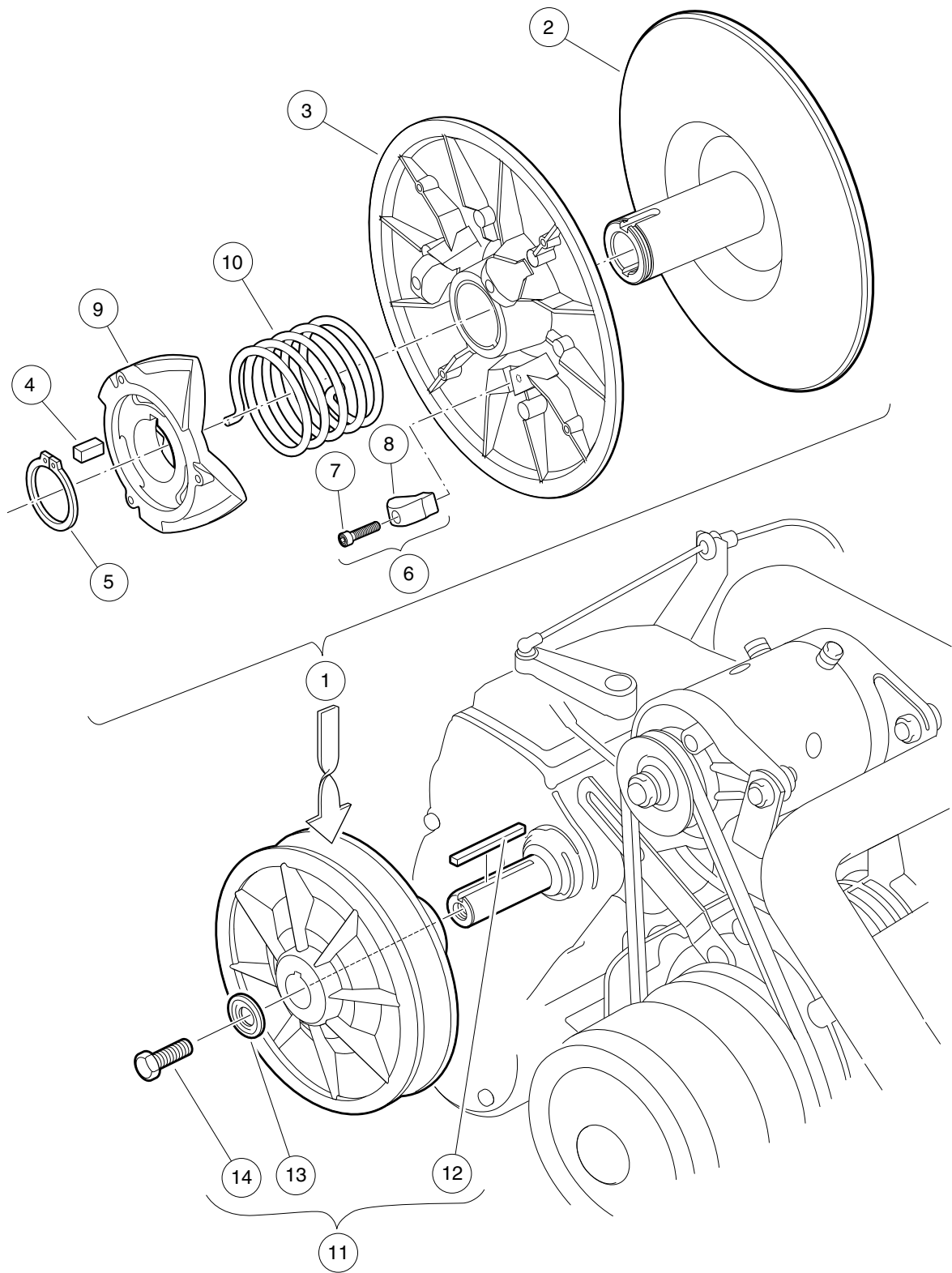
000217-007

DRIVE CLUTCH – CARRYALL 2 PLUS AND VILLAGER 6/8

ITEM	PART NO.	DESCRIPTION	QTY
		1 2 3 4	
1	<u>101833904</u>	Assembly, Drive Clutch (includes items 2 through 32)	1
2	1014049	Bearing, Idler	1
3	<u>1014050</u>	Retainer, Spring	1
4	1014052	Movable-Face Assembly (includes items 5 through 7)	1
5	N/A	Drive Clutch Movable Face	1
6	<u>1014055</u>	Retainer	1
7	N/A	Bushing, Split, Drive Clutch	1
8	<u>1014056</u>	Ring, Spiral Backup	2
9	<u>1014057</u>	Ring, 0.810" Internal Retaining	1
10	1014058	Thrust Washer	1
11	1014059	Drive Hub Assy, Drive Clutch	1
12	<u>1014453</u>	Kit, Drive Clutch Button (includes items 13 through 16)	1
13	<u>1014062</u>	Driver, Drive Clutch	3
14	<u>1014287</u>	Spring, Drive Button	3
15	<u>183</u>	Washer, #10, Type A, Flat	3
16	<u>8450</u>	Screw, #10-24 X 0.50, Hex-Head	3
17	<u>1016289</u>	Spacer, Fixed Face Shaft	1
18	<u>1016801</u>	Kit, Drive Clutch Weight (includes items 19 through 25)	1
19	<u>1014063</u>	Screw, 1/4-20 X 1.00, Hex Head	6
20	N/A	Pin, Dowel, 0.3752 x 1.50	3
21	<u>1014065</u>	Washer, Flat, 0.38" ID, Delrin	6
22	N/A	Clutch Weight, Secondary	3
23	N/A	Washer	6
24	<u>1016201</u>	Washer, Wave	3
25	N/A	Weight, Primary	3
26	<u>1016901</u>	Spring, Drive Clutch	1
27	101738302	Kit, Fixed Face - Drive (includes item 28)	1
28	<u>101738301</u>	Fixed Face Drive (includes items 29 through 31)	1
29	N/A	Fixed Face Assembly, Drive Clutch	1
30	<u>1014288</u>	Screw, 5/16-18 X 0.75, Thread-Forming	3
31	1016011	Pulley, Drive Clutch	1
32	N/A	Cap Plug	3
33	<u>103345701</u>	Screw 3/8-24x5.5 Hex Loc Ptch	1
34	<u>334</u>	Washer, 3/8, Type A, Flat	1
35	<u>808</u>	Washer, 3/8 Type B Flat	1

11

G



000219-001

DRIVEN CLUTCH

ITEM	PART NO.	DESCRIPTION	QTY
		1 2 3 4	
1	<u>101834001</u>	Assembly, Driven Clutch (includes items 2 through 10)	1
2	<u>1014070</u>	Fixed Face Assy, Driven Clutch	1
3	<u>1014072</u>	Movable-Face Assembly with Bushing	1
4	<u>1014078</u>	Key, Driven Clutch	1
5	<u>1014080</u>	Ring, Retaining	1
6	<u>1014454</u>	Kit, Driven Clutch Button (includes items 7 and 8)	1
7	<u>1012836</u>	Screw, #8-32 X 3/4, Socket-Head Cap	3
8	N/A	Button, Drive	3
9	<u>1017686</u>	Cam, Driven Clutch	1
10	<u>101836201</u>	Spring, Driven Clutch, Reversed	1
11	<u>AM10419</u>	Kit, Clutch Repair (includes items 12 through 14)	1
12	<u>101833401</u>	Key, 3/16 Sq X 1.50"	1
13	<u>102155801</u>	Washer, Driven Clutch	1
14	<u>102242101</u>	Screw, 5/16-18 X 3/4 Hex-Head with Patch	1

11
G

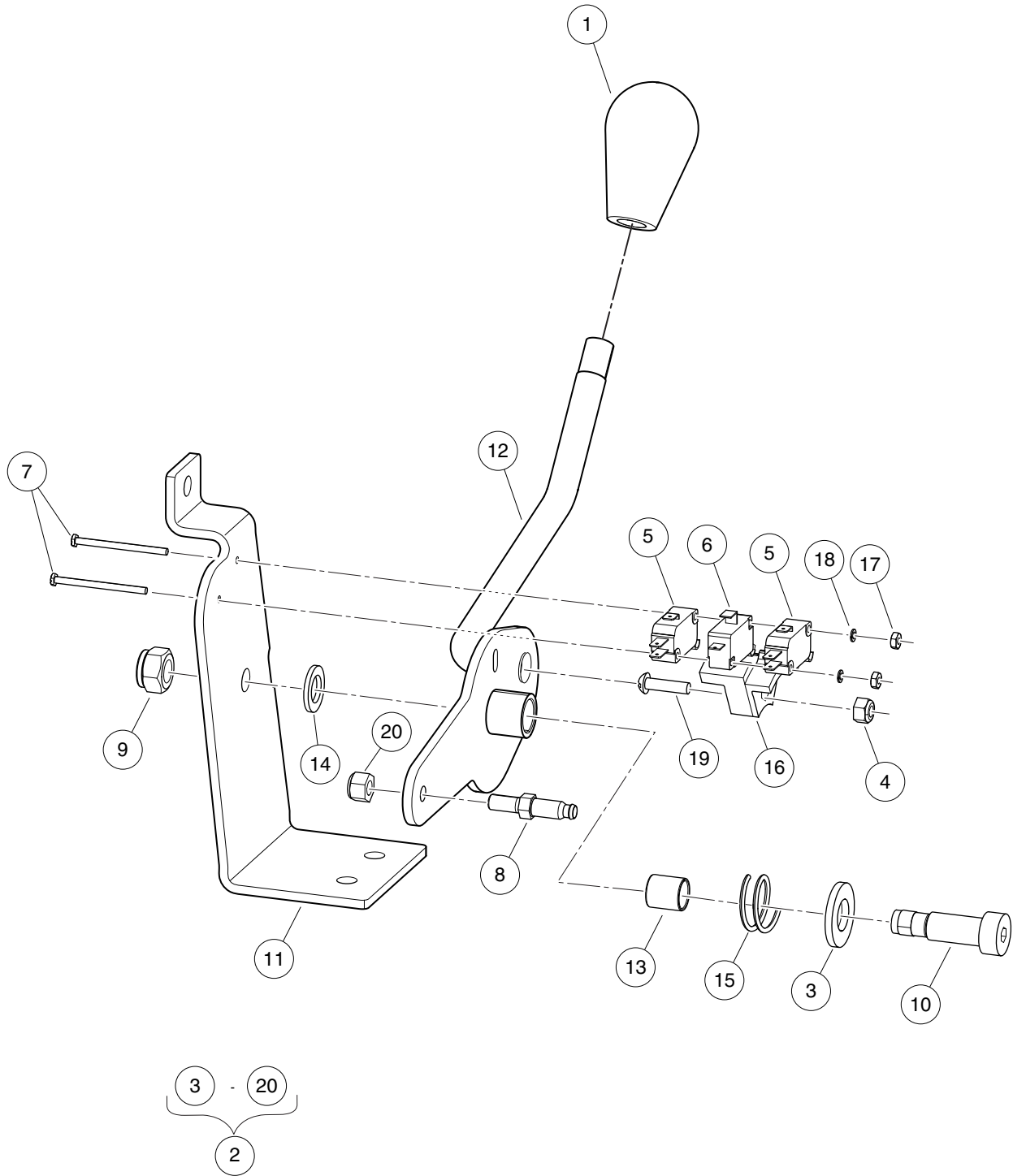
11

G

UNITIZED TRANSAXLE – GASOLINE VEHICLES

12

G



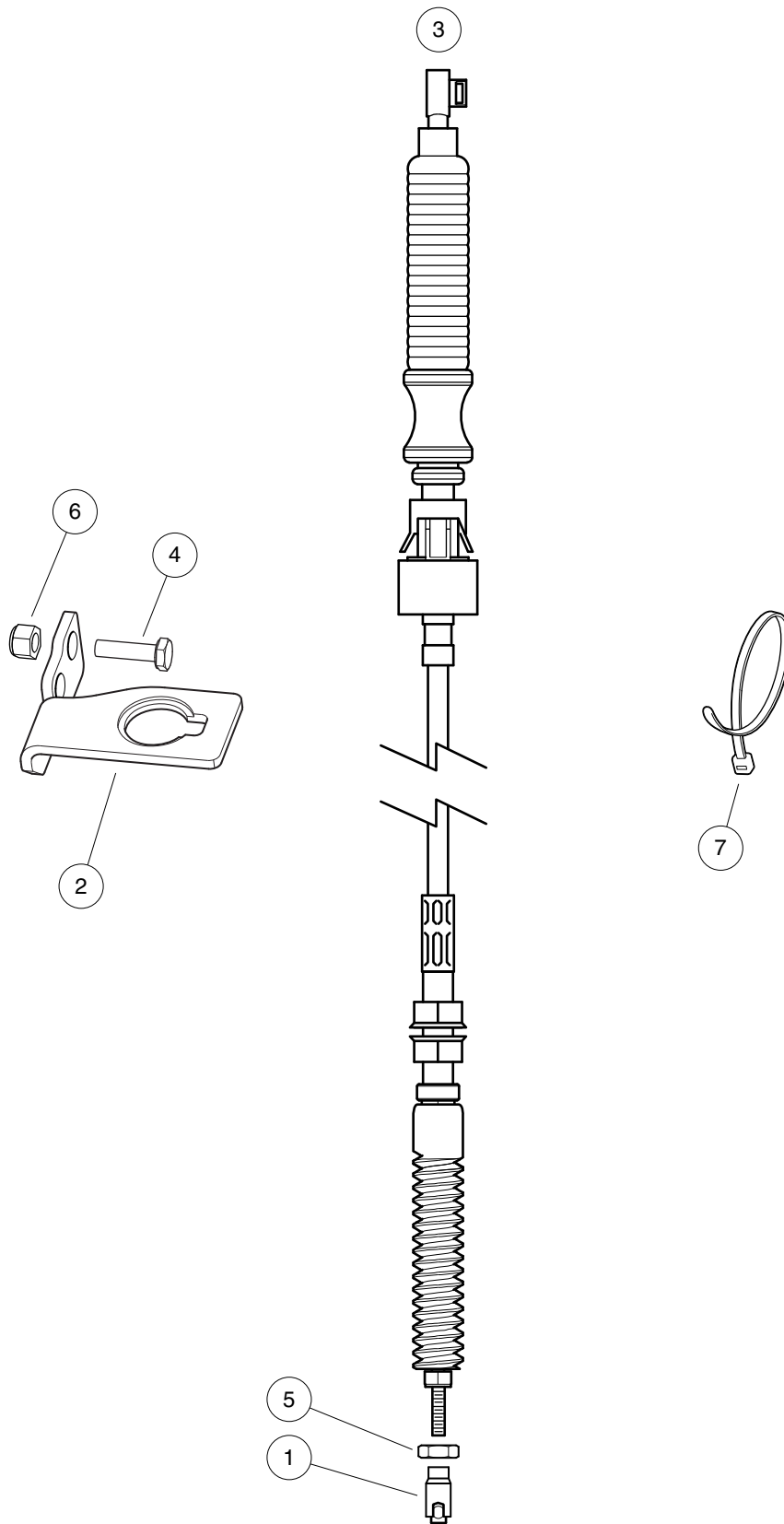
000563-001

FORWARD/REVERSE SHIFTER

ITEM	PART NO.	DESCRIPTION	QTY
		1 2 3 4	
1	<u>102376001</u>	Knob, FNR, Shifter	1
2	<u>102969901</u>	Asm, Shifter, FNR (includes items 3 through 20)	1
3	<u>1010028</u>	Washer, 1/2 Type A Flat	1
4	<u>1013061</u>	Locknut, #10-32 Nylon Insert	1
5	<u>1014807</u>	Switch, Limit	2
6	<u>1014808</u>	Switch, Limit	1
7	<u>1015878</u>	Screw, #4-40 Hex Head Machine	2
8	<u>102526201</u>	Stud, Thread, 1/4-28	1
9	<u>102616701</u>	Locknut, M10x1.5 Nylon Insert	1
10	<u>102684602</u>	Shoulder Bolt, M12 X 25.0	1
11	<u>102969401</u>	Bracket, Shifter, FNR	1
12	<u>102969801</u>	Weldment, Shift Lever, FNR	1
13	<u>103173301</u>	Bushing, Greaseless, 12mm Id	1
14	<u>103177401</u>	Washer, Thrust, Shifter, FNR	1
15	<u>103192701</u>	Spring, Comp, .97 Od X.75 L	1
16	<u>103369501</u>	Cam, Limit Switch, Fnr Shifter	1
17	<u>8057</u>	Nut, #4-40 Hex Machine	2
18	<u>8058</u>	Lockwasher, #4 Split	2
19	8104	Screw, #10-32 X .75 Rd Hd Mach	1
20	<u>8717</u>	Locknut, Nylon Insert, 1/4-28	1

12

G



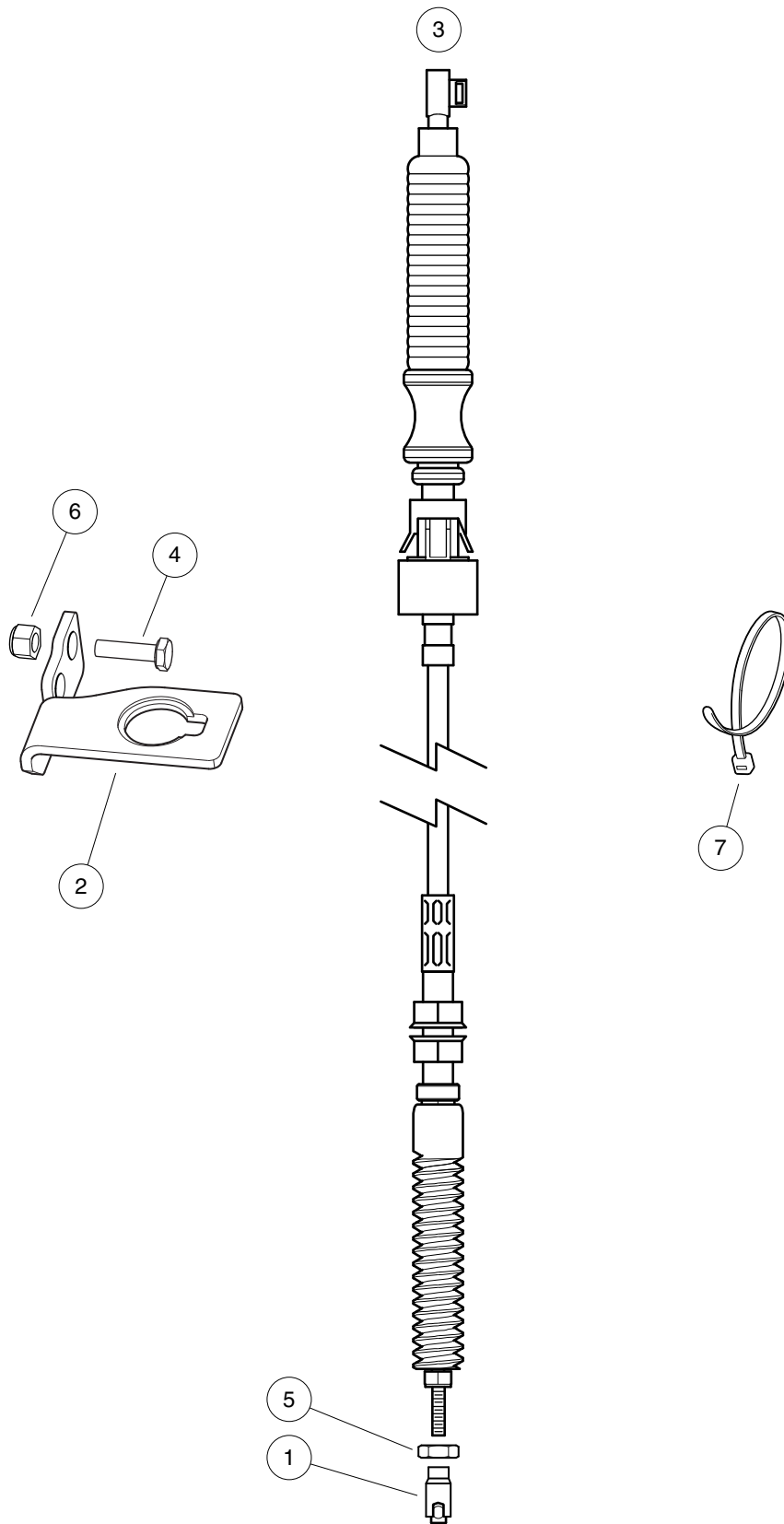
001071-001

SHIFTER CABLE – TURF/CA 6 AND VILLAGER 6

ITEM	PART NO.	DESCRIPTION	QTY
		1 2 3 4	
1	<u>1012333</u>	Joint, #10-32 Ball	1
2	<u>103295101</u>	Brkt, Spt, Cable End, Fnr	1
3	<u>103295203</u>	Cable, Transmission, 2385mm	1
4	304	Screw, 1/4-20 X 1.0 Hex-Head Cap	2
5	<u>7893</u>	Nut, #10-32 Hex	1
6	<u>8233</u>	Locknut, 1/4-20, Nylon Insert	2
7	<u>8639</u>	Tie Wrap, 11" Nylon	A/R

12

G



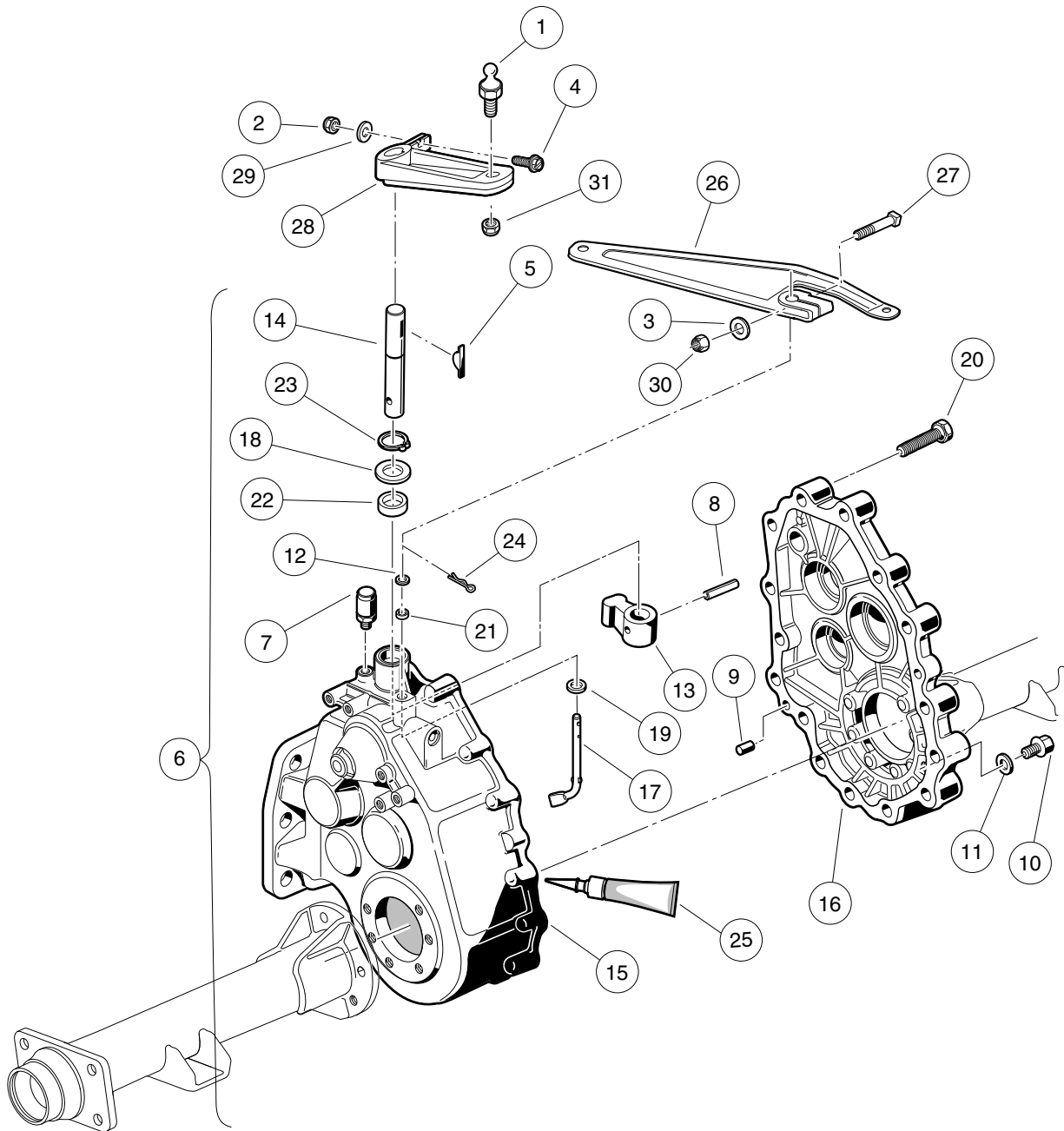
001071-001

SHIFTER CABLE – VILLAGER 8

ITEM	PART NO.	DESCRIPTION	QTY
		1 2 3 4	
1	<u>1012333</u>	Joint, #10-32 Ball	1
2	<u>103295101</u>	Brkt, Spt, Cable End, Fnr	1
3	<u>103295204</u>	Cable, Trans, Ball End, 3225mm	1
4	304	Screw, 1/4-20 X 1.0 Hex-Head Cap	2
5	<u>7893</u>	Nut, #10-32 Hex	1
6	<u>8233</u>	Locknut, 1/4-20, Nylon Insert	2
7	<u>8639</u>	Tie Wrap, 11" Nylon	A/R

12

G



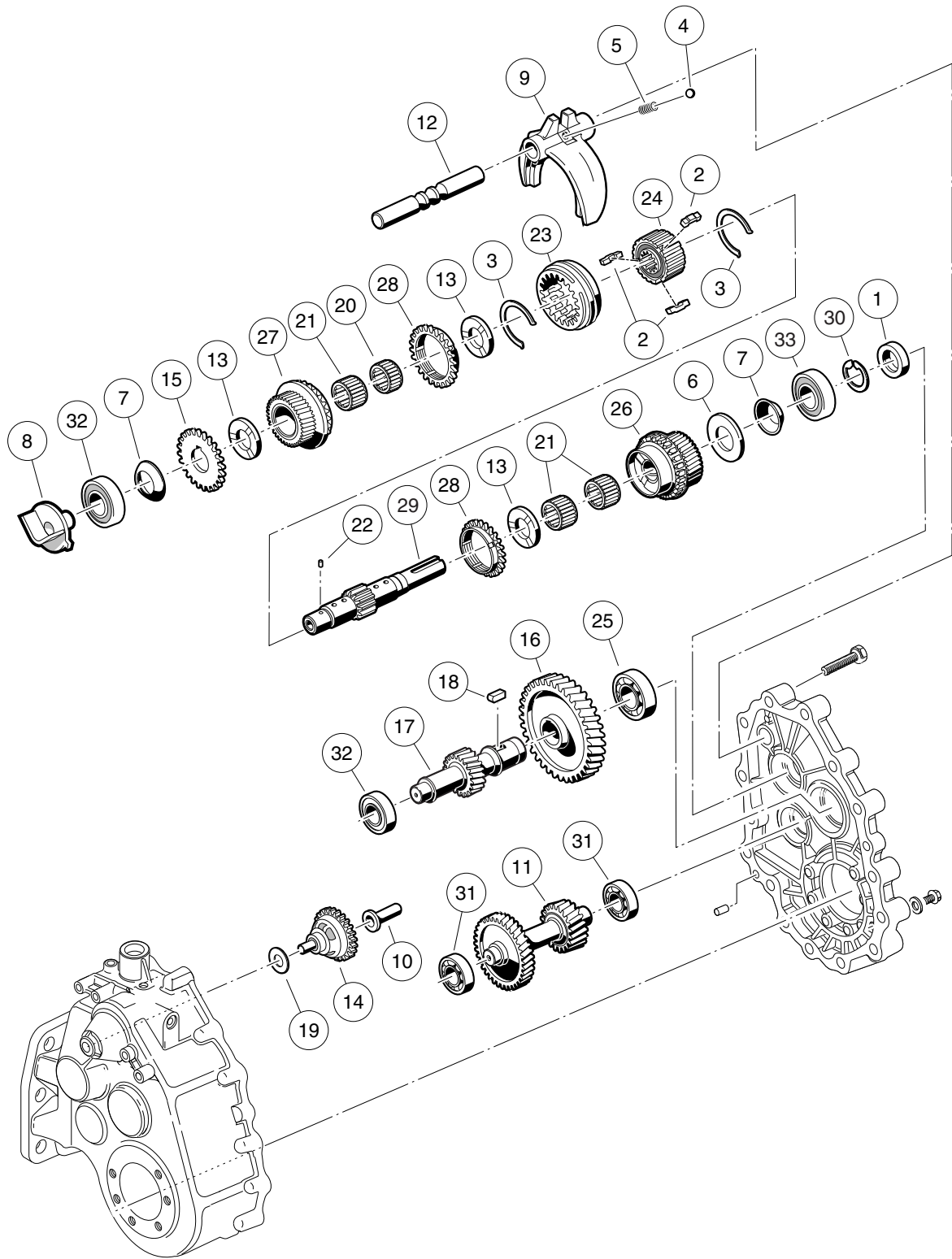
000220-005

KAWASAKI TRANSAXLE – GEAR CASES AND BRACKETS

ITEM	PART NO.	DESCRIPTION	QTY
		1 2 3 4	
1	<u>1010954</u>	Stud, Ball, 1/4-28 X 0.560	1
2	<u>1013061</u>	Locknut, #10-32 Nylon Insert	1
3	<u>1014007</u>	Washer, 1/4, Flat	1
4	<u>1017082</u>	Screw, #10-32 X 0.75, Hex-Head Machine	1
5	<u>1017231</u>	Key, Woodruff	1
6	<u>101833601</u>	Transaxle, 11.77 Ratio (includes items 7 through 25)	1
7	<u>1012711</u>	Breather	1
8	<u>1012752</u>	Roll Pin	1
9	<u>1012896</u>	Pin, Dowel	2
10	<u>1013760</u>	Fill Plug	2
11	<u>1016432</u>	Gasket, Drain Plug	1
12	<u>1016513</u>	Washer, M6 Flat	1
13	<u>101890101</u>	Lever, Drive Selector	1
14	<u>101890201</u>	Shaft, Drive Selector	1
15	<u>101890501</u>	Gear Case (driver side)	1
16	<u>101890601</u>	Gear Case (passenger side)	1
17	<u>101891301</u>	Arm Pivot	1
18	<u>101892901</u>	Washer	1
19	<u>101893801</u>	Washer	1
20	<u>101926901</u>	Screw, M8-1.25 X 40mm Hex-Head	15
21	<u>101927101</u>	Seal, Oil	1
22	<u>101927201</u>	Seal, Oil	1
23	<u>101927301</u>	Snap Ring	1
24	<u>101928601</u>	Pin, Cotter	1
25	<u>101928701</u>	Liquid Gasket (Transaxle case)	1
26	<u>101834801</u>	Arm, Governor	1
27	<u>101886101</u>	Screw, 1/4-20 X 1.00, Square-Head	1
28	<u>102515401</u>	Lever, Transmission Shift	1
29	<u>183</u>	Washer, #10, Type A, Flat	1
30	<u>8233</u>	Locknut, 1/4-20, Nylon Insert	1
31	<u>8717</u>	Locknut, Nylon Insert, 1/4-28	1
		<p>Note: Kawasaki transaxle component listings span three pages. To identify your transaxle, locate the serial number decal on the axle tube.</p>	

12

G



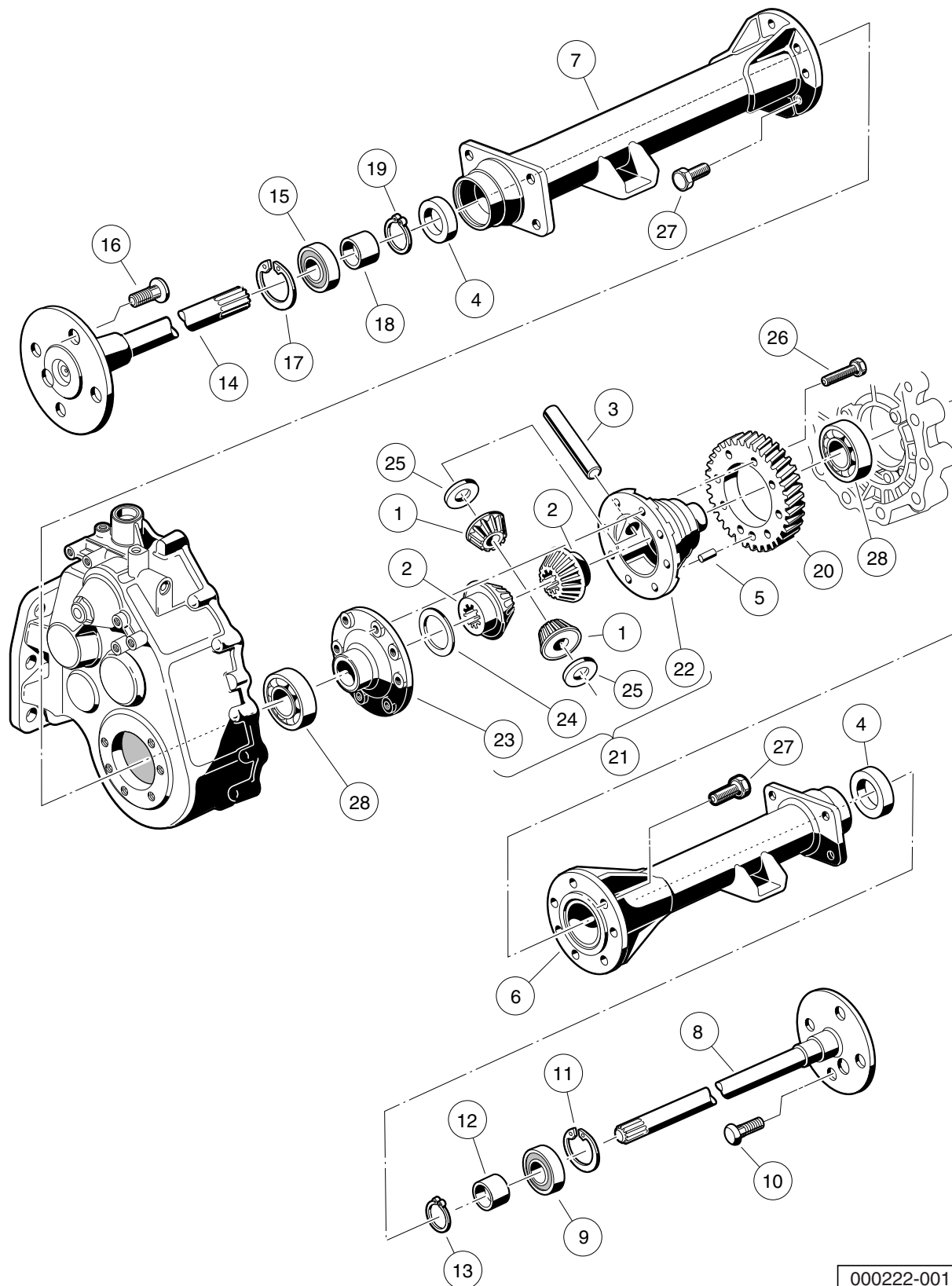
000221-001

KAWASAKI TRANSAXLE – F&R TRANSMISSION AND GEAR REDUCTION

12

G

ITEM	PART NO.	DESCRIPTION	QTY
		1 2 3 4	
1	<u>1012714</u>	Oil Seal	1
2	<u>1012740</u>	Synchro Insert	3
3	<u>1012741</u>	Synchro Spring	2
4	<u>1012747</u>	Shifter Ball	1
5	<u>1012748</u>	Shifter Spring	1
6	<u>1016337</u>	Washer, Thrust	1
7	<u>1016338</u>	Washer, Spring	2
8	<u>101889401</u>	Guide	1
9	<u>101890001</u>	Fork - Shift	1
10	<u>101891601</u>	Sleeve, Governor	1
11	<u>101891901</u>	Gear, Cluster	1
12	<u>101892001</u>	Rod, Shift	1
13	<u>101892201</u>	Plate, Thrust	3
14	<u>101892301</u>	Governor Assembly	1
15	<u>101892401</u>	Gear, Spur	1
16	<u>101892501</u>	Gear, Helical (61 Tooth)	1
17	<u>101892601</u>	Gear, Helical (17 Tooth)	1
18	<u>101893201</u>	Key Sunk	1
19	<u>101893901</u>	Washer	1
20	<u>101927501</u>	Needle Bearing	1
21	101927601	Needle Bearing	3
22	<u>101927701</u>	Pin, .116" Dia X 0.264 Dowel	1
23	<u>101927901</u>	Sleeve, Synchro	1
24	<u>101928001</u>	Hub, Synchro Clutch	1
25	101928101	Bearing, Ball	1
26	<u>101980801</u>	Gear Assembly, 16-Degree Synchro (25 Tooth)	1
27	<u>101980901</u>	Gear Assembly, 16-Degree Rear Synchro (28 Tooth)	1
28	<u>101981001</u>	Ring, 16-Degree Synchronizer	2
29	<u>102453001</u>	Shaft, Trans, with Circlip	1
30	<u>102453101</u>	Circlip	1
31	<u>7335</u>	Bearing	2
32	<u>AM10080</u>	Bearing, Ball, Sealed	2
33	<u>AM10081</u>	Bearing, Ball, Sealed	1
Note: To identify your transaxle, locate the serial number decal on the axle			



000222-001

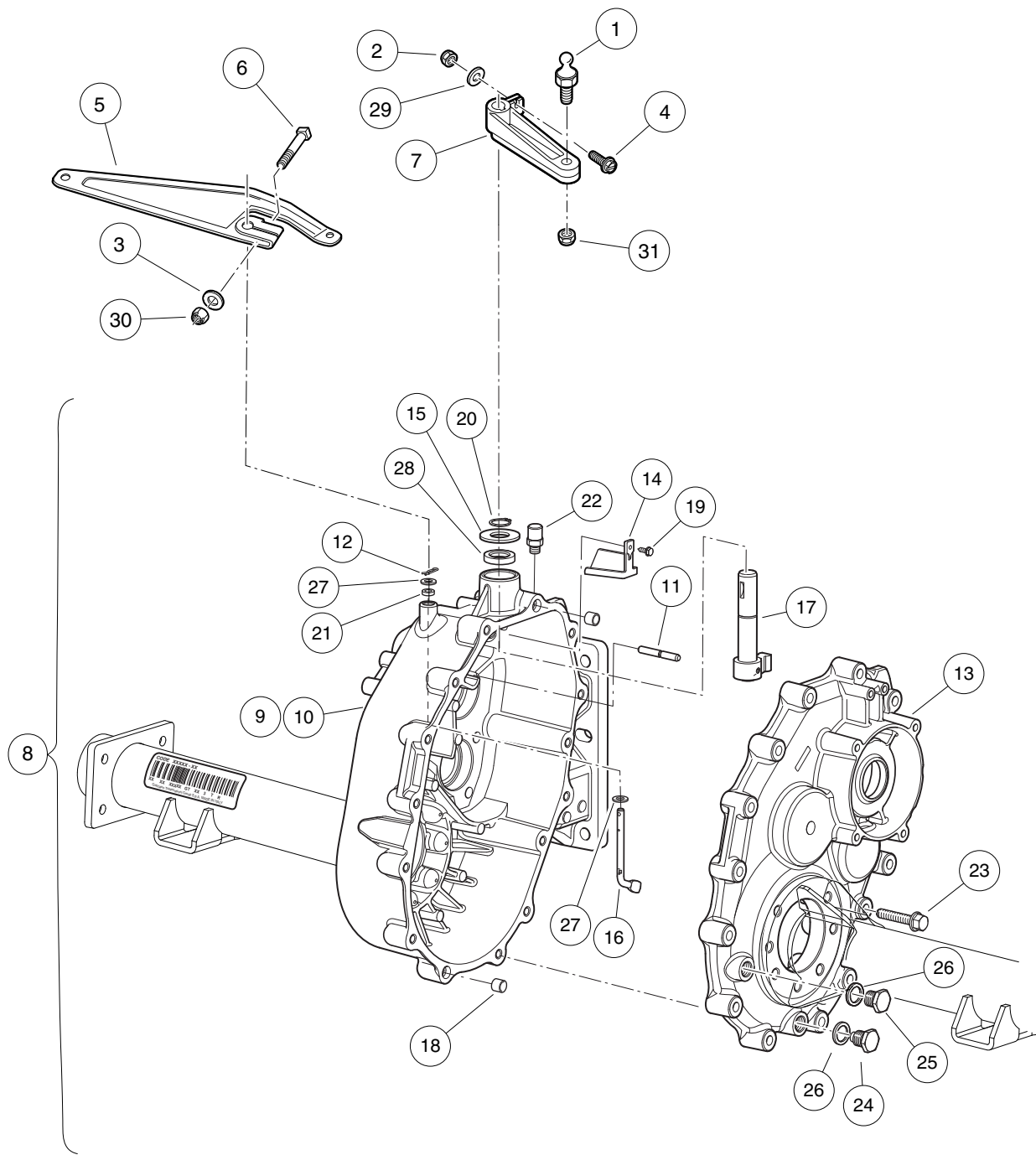
KAWASAKI TRANSAXLE – DIFFERENTIAL AND AXLES

ITEM	PART NO.	DESCRIPTION	QTY
		1 2 3 4	
1	<u>1013770</u>	Differential Idler Gear	2
2	<u>1013771</u>	Gear, Differential	2
3	<u>1013772</u>	Pin, Differential	1
4	<u>1013794</u>	Axle Shaft Oil Seal	2
5	N/A	Dowel Pin	1
6	<u>101890901</u>	Axle Tube (Passenger Side)	1
7	<u>101891001</u>	Axle Tube (Driver Side)	1
8	<u>101891401</u>	Axle Assembly, Passenger Side (includes items 9 through 13)	1
9	<u>1011291</u>	Outer Axle, Tube Bearing	1
10	<u>1013787</u>	Lug Stud	4
11	<u>1013792</u>	Circlip Type C	1
12	<u>1014207</u>	Bushing	1
13	<u>1016672</u>	Retaining Ring	1
14	<u>101891501</u>	Axle Assembly, Driver-Side (includes items 15 through 19)	1
15	<u>1011291</u>	Outer Axle, Tube Bearing	1
16	<u>1013787</u>	Lug Stud	4
17	<u>1013792</u>	Circlip Type C	1
18	<u>1014207</u>	Bushing	1
19	<u>1016672</u>	Retaining Ring	1
20	<u>101892701</u>	Gear, Helical	1
21	<u>101910501</u>	Kit, Differential Gear Case (includes items 22 through 25)	1
22	<u>1013768</u>	Differential Gear Case, Left-Hand	1
23	<u>1013769</u>	Differential Gear Case, Right-Hand	1
24	<u>1013773</u>	Plate, Thrust (Differential Gear)	1
25	<u>1013774</u>	Plate, Thrust (Idler Gear)	2
26	<u>101928301</u>	Screw, M8-1.25 X 35mm Hex Head	8
27	<u>102031901</u>	Bolt, M10 X 1.5 X 30mm	14
28	<u>7330</u>	Inner Axle Tube Bearing	2
Note: To identify your transaxle, locate the serial number decal on the axle			

12

G

12
G



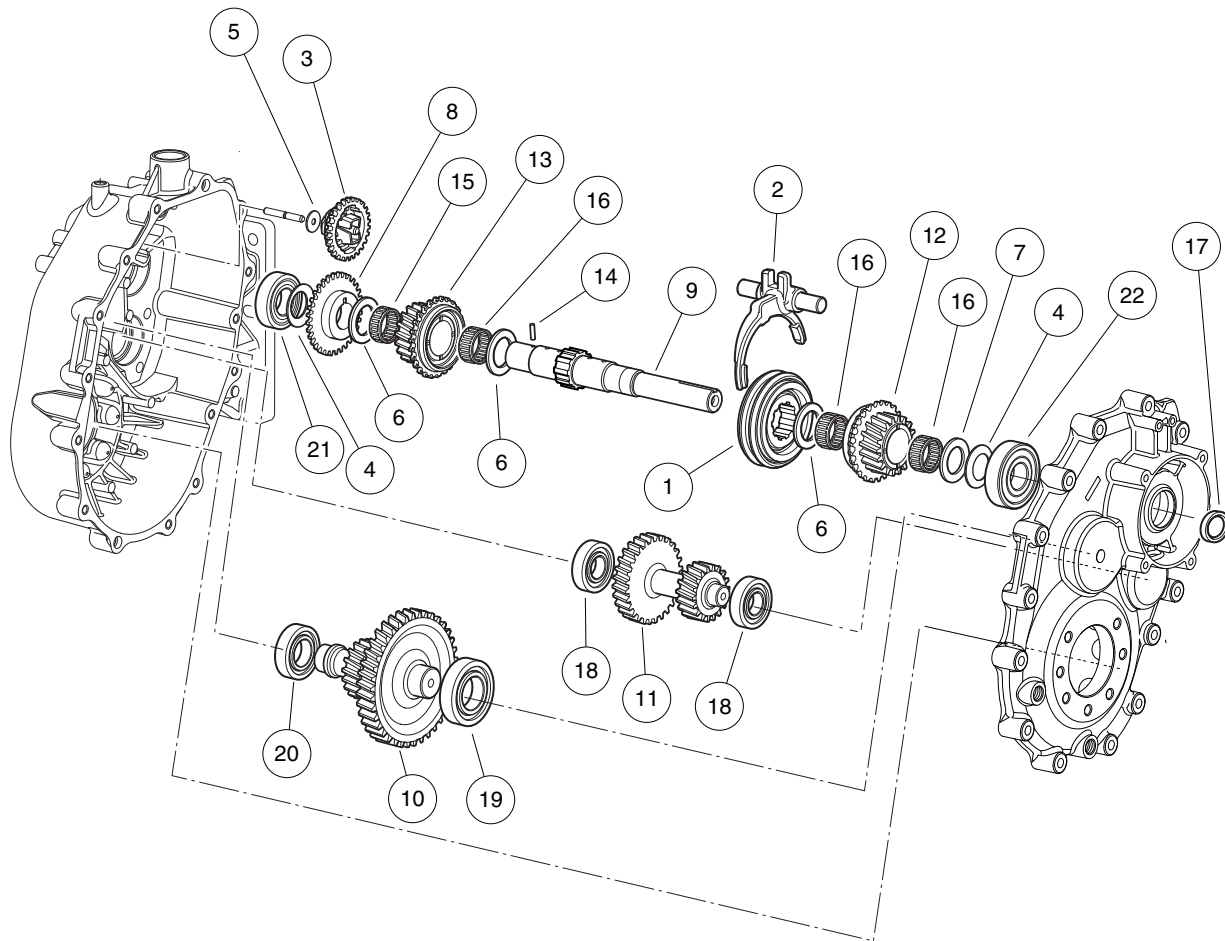
000680-009

GRAZIANO TRANSAXLE – GEAR CASES AND LEVERS

ITEM	PART NO.	DESCRIPTION	QTY
		1 2 3 4	
1	<u>1010954</u>	Stud, Ball, 1/4-28 X 0.560	1
2	<u>1013061</u>	Locknut, #10-32 Nylon Insert	1
3	<u>1014007</u>	Washer, 1/4, Flat	1
4	<u>1017082</u>	Screw, #10-32 X 0.75, Hex-Head Machine	1
5	<u>101834801</u>	Arm, Governor	1
6	<u>101886101</u>	Screw, 1/4-20 X 1.00, Square-Head	1
7	<u>102515401</u>	Lever, Transmission Shift	1
8	<u>102896801</u>	Transaxle, Unitized, Graziano (includes items 9 through 28)	1
9	<u>102896901</u>	Gear Box (Driver-Side) (includes items 10 and 11)	1
10	N/A	Gear Box	1
11	N/A	Pin, Speed Governor	1
12	<u>102897401</u>	Pin, Split	1
13	<u>102897501</u>	Cover, Gear Box (Passenger-Side)	1
14	<u>102897601</u>	Conveyor, Oil	1
15	<u>102897801</u>	Washer, Thrust	1
16	<u>102897901</u>	Lever, Speed Governor	1
17	<u>102898201</u>	Unit, Drive Selector	1
18	<u>102899101</u>	Dowel	2
19	<u>102899201</u>	Screw	1
20	<u>102899401</u>	Ring, Snap	1
21	<u>102899701</u>	Grommet	1
22	<u>102899801</u>	Breather	1
23	<u>102900001</u>	Screw	15
24	<u>102900101</u>	Drain Plug, Magnetic	1
25	<u>102900201</u>	Fill Plug	1
26	<u>102900301</u>	Seal	2
27	<u>102900601</u>	Washer	2
28	<u>102900901</u>	Grommet	1
29	<u>183</u>	Washer, #10, Type A, Flat	1
30	<u>8233</u>	Locknut, 1/4-20, Nylon Insert	1
31	<u>8717</u>	Locknut, Nylon Insert, 1/4-28	1
		<p>Note: Graziano transaxle component listings span three pages. To identify your transaxle, locate the serial number decal on the axle tube.</p>	

12

G



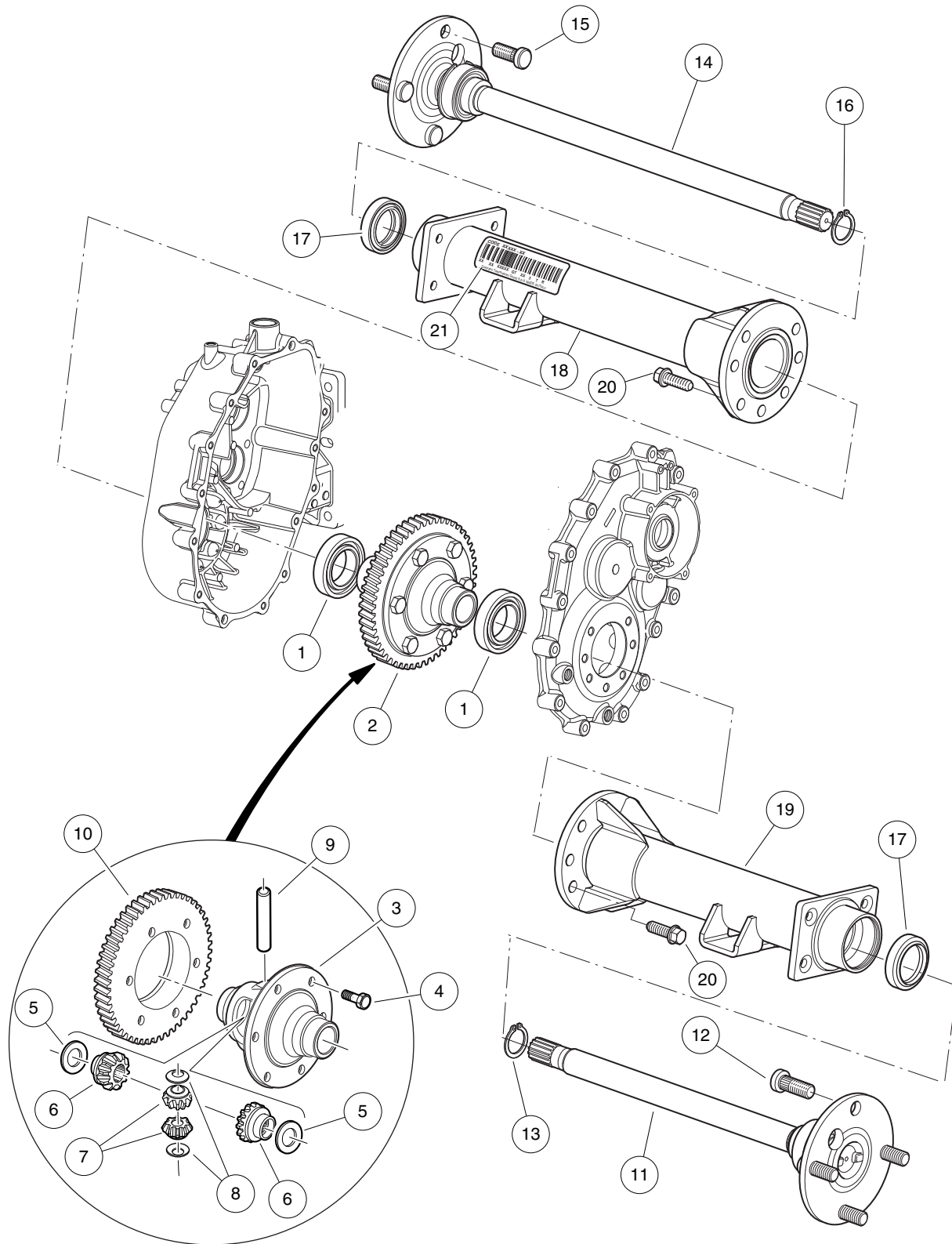
000680-006

GRAZIANO TRANSAXLE – F&R TRANSMISSION AND GEAR REDUCTION

12

G

ITEM	PART NO.	DESCRIPTION	QTY
		1 2 3 4	
1	<u>102897201</u>	Synchronizer, Complete	1
2	<u>102897301</u>	Fork, Complete	1
3	<u>102897701</u>	Assembly, Speed Governor	1
4	<u>102898001</u>	Washer, Belleville	2
5	<u>102898101</u>	Bearing, Thrust	1
6	<u>102898301</u>	Bearing, Thrust	3
7	<u>102898401</u>	Washer, Thrust	1
8	<u>102898501</u>	Gear, Speed Governor	1
9	<u>102898601</u>	Shaft, Main	1
10	<u>102898701</u>	Shaft, Secondary	1
11	<u>102898801</u>	Shaft, Reverse Gear	1
12	<u>102898901</u>	Gear, Complete, 25t	1
13	<u>102899001</u>	Gear, Complete, 28t	1
14	<u>102899301</u>	Pin	1
15	<u>102899501</u>	Cage, Roller	1
16	<u>102899601</u>	Cage, Roller	3
17	<u>102899901</u>	Grommet	1
18	<u>102900401</u>	Bearing	2
19	<u>102900501</u>	Bearing, 62 Od X 30 Id X 16	1
20	<u>102900701</u>	Bearing	1
21	<u>102901001</u>	Bearing	1
22	<u>102901101</u>	Bearing	1
<p>Note: To identify your transaxle, locate the serial number decal on the axle tube.</p>			



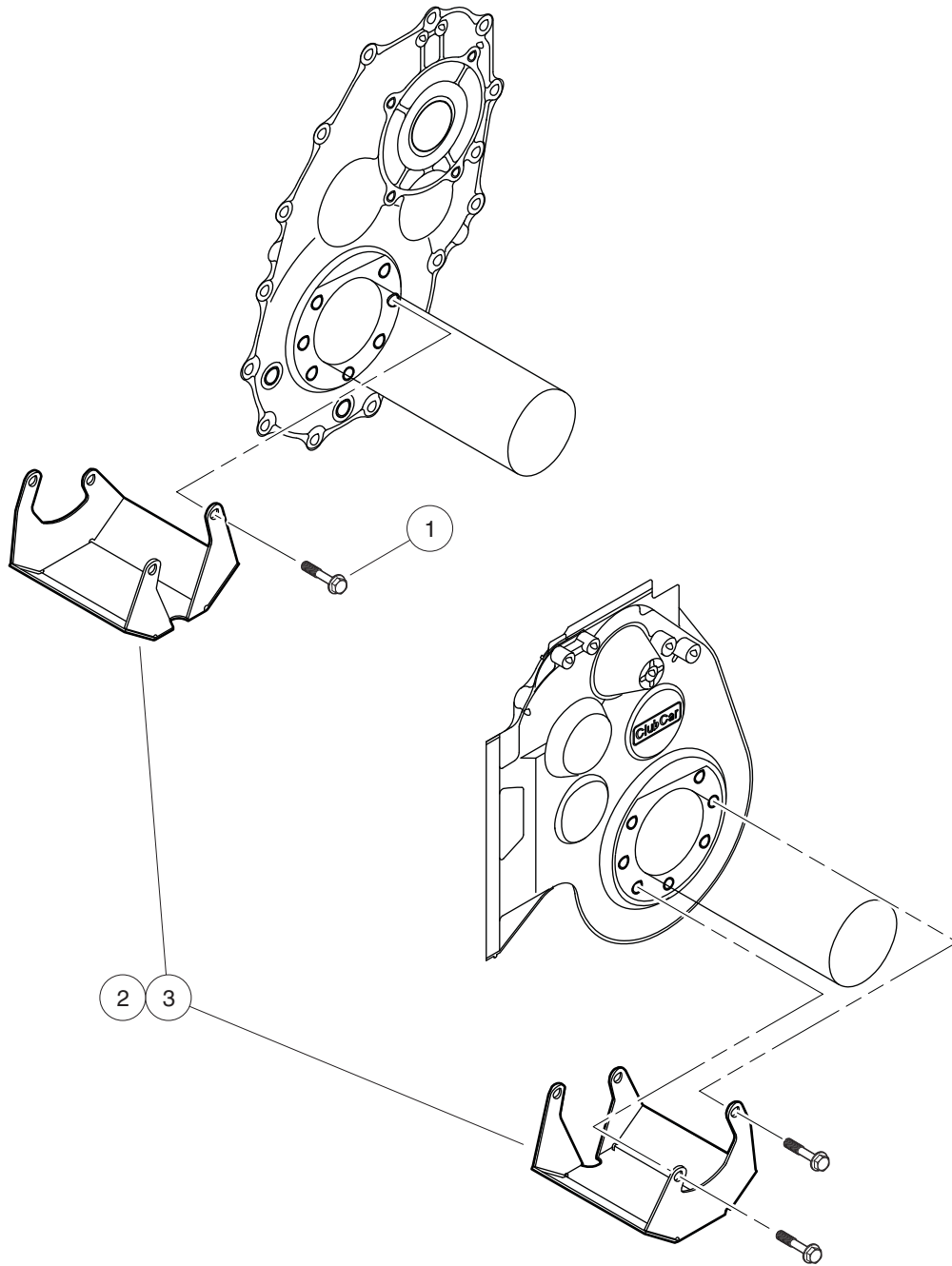
000681-002

GRAZIANO TRANSAXLE -DIFFERENTIAL AND AXLES

ITEM	PART NO.	DESCRIPTION	QTY
		1 2 3 4	
1	<u>102900801</u>	Bearing, 68 Od X 40 Id X 15	2
2	<u>102902001</u>	Assembly, Differential (includes items 3 through 10)	1
3	<u>102901201</u>	Box, Differential	1
4	<u>102901301</u>	Screw, M10 X 25	6
5	<u>102901401</u>	Ring, Sleeve	2
6	<u>102901501</u>	Gear, Sun	2
7	<u>102901601</u>	Gear, Planetary	2
8	<u>102901701</u>	Ring, Sleeve	2
9	<u>102901801</u>	Pin	1
10	<u>102901901</u>	Gear	1
11	<u>102902101</u>	Shaft, Axle, Short, Complete (Passenger-Side) (includes items 12 and 13)	1
12	<u>102902301</u>	Bolt, Stud	4
13	<u>102902401</u>	Snap Ring	1
14	<u>102902201</u>	Shaft, Axle, Long, Complete (Driver-Side) (includes items 15 and 16)	1
15	<u>102902301</u>	Bolt, Stud	4
16	<u>102902401</u>	Snap Ring	1
17	<u>102902501</u>	Seal, Lip	2
18	<u>102902601</u>	Axle Tube, (Driver-Side)	1
19	<u>102902701</u>	Axle Tube, (Passenger-Side)	1
20	<u>102902801</u>	Screw, M10 X 30	14
21	N/A	Tag, Serial	1
<p style="margin-left: 40px;">Note: To identify your transaxle, locate the serial number decal on the axle tube.</p>			

12

G



000366-001

DIFFERENTIAL GUARD – GASOLINE VEHICLE

ITEM	PART NO.	DESCRIPTION	QTY
		1 2 3 4	
1	<u>101926901</u>	Screw, M8-1.25 X 40mm Hex-Head	4
2	<u>101932902</u>	Diff Guard Unitized Kit (Includes Instructions) (includes item 3)	1
3	N/A	Guard, Unitized Differential	1

12

G

12

G

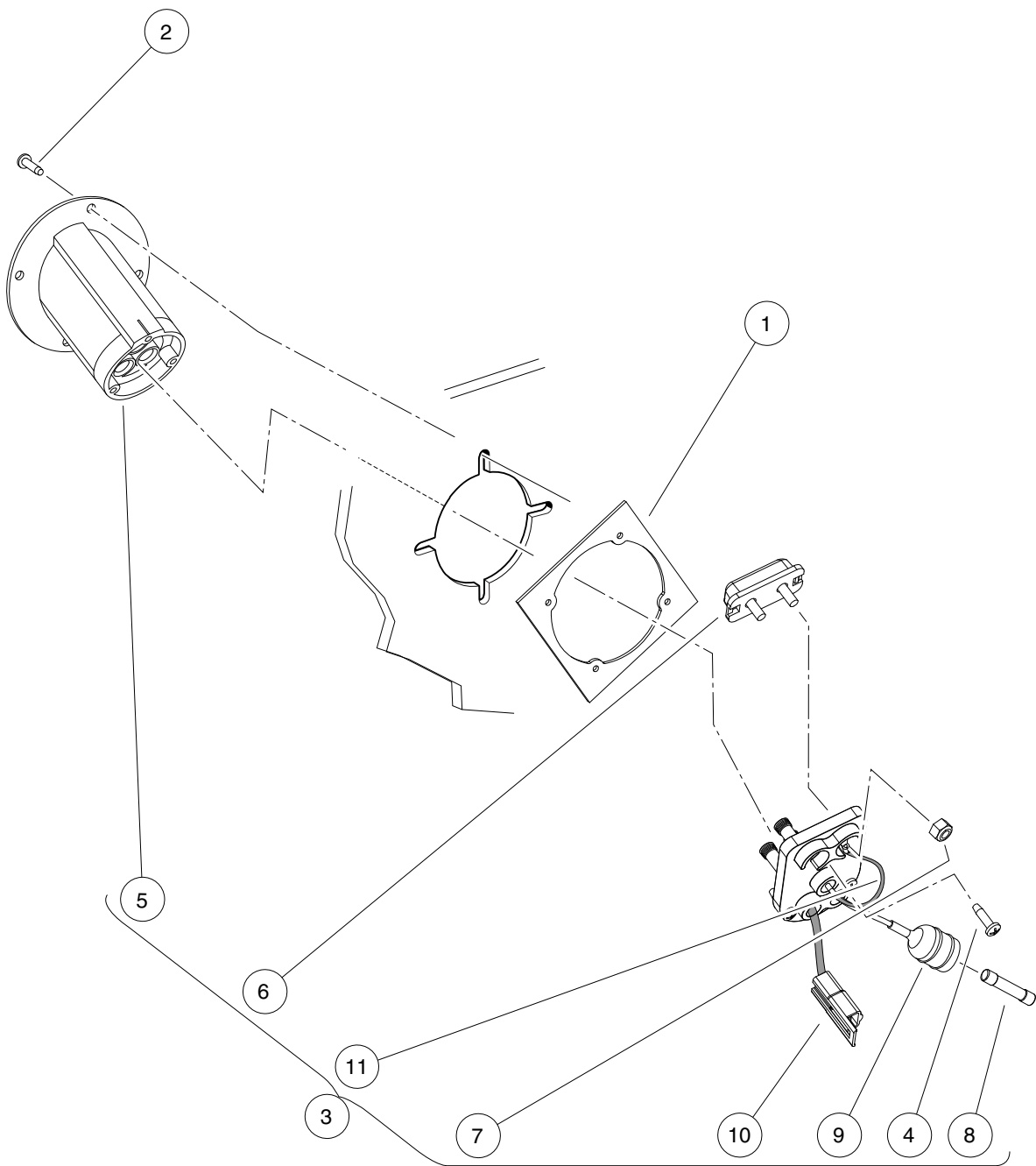
ELECTRICAL SYSTEM – ELECTRIC VEHICLES

13

E

13

E



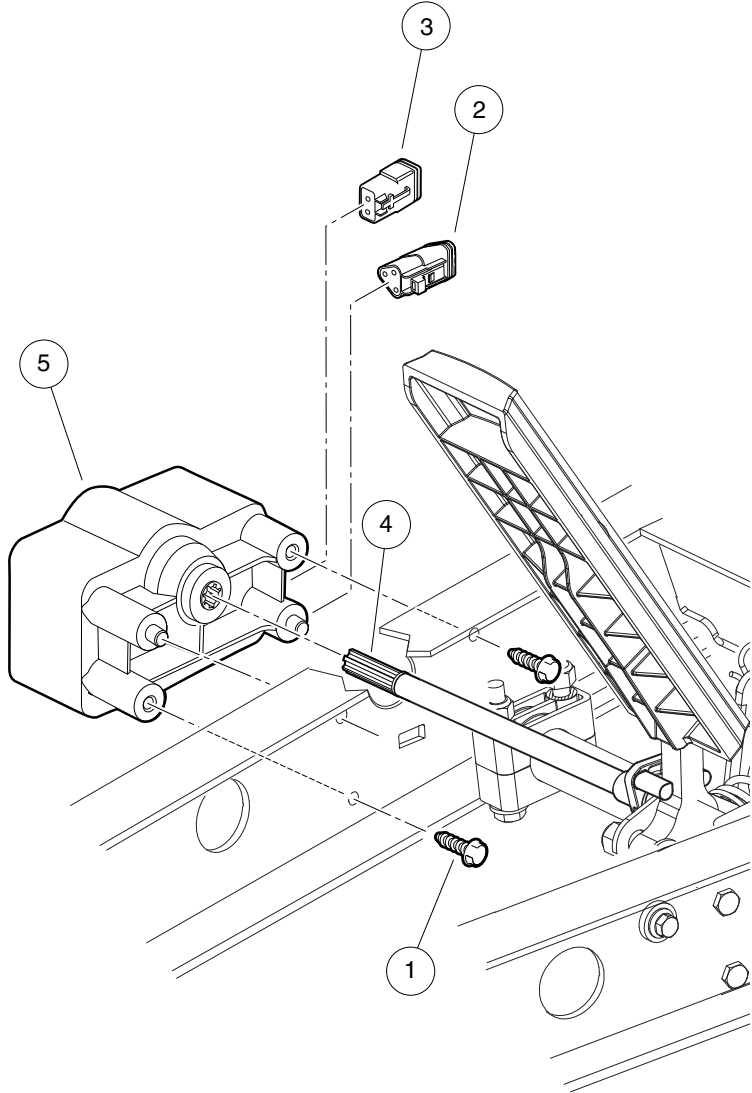
000369-002

BATTERY CHARGER RECEPTACLE

ITEM	PART NO.	DESCRIPTION	QTY
		1 2 3 4	
1	<u>101801001</u>	Plate, Receptacle Backing	1
2	<u>101832001</u>	Screw, #7-19 X 0.625 Phillips Pan-Head Tap	4
3	<u>102848701</u>	Fuse and Receptacle Assembly (includes items 4 through 11)	1
4	<u>1017705</u>	Screw, #8 X 5/8 Phillips Pan-Head Type AB	3
5	<u>101796501</u>	Receptacle	1
6	<u>101796801</u>	Fuse Assembly (includes item 7)	1
7	<u>1013061</u>	Locknut, #10-32 Nylon Insert	2
8	<u>101894901</u>	Fuse, 3/8-Amp	1
9	N/A	Wire Assembly, Sense Lead, Gray	1
10	N/A	Wire Assembly, #10 Red	1
11	N/A	Wire Assembly, #10 Black	1

13

E



001070-001

MOTOR CONTROLLER OUTPUT REGULATOR (MCOR)

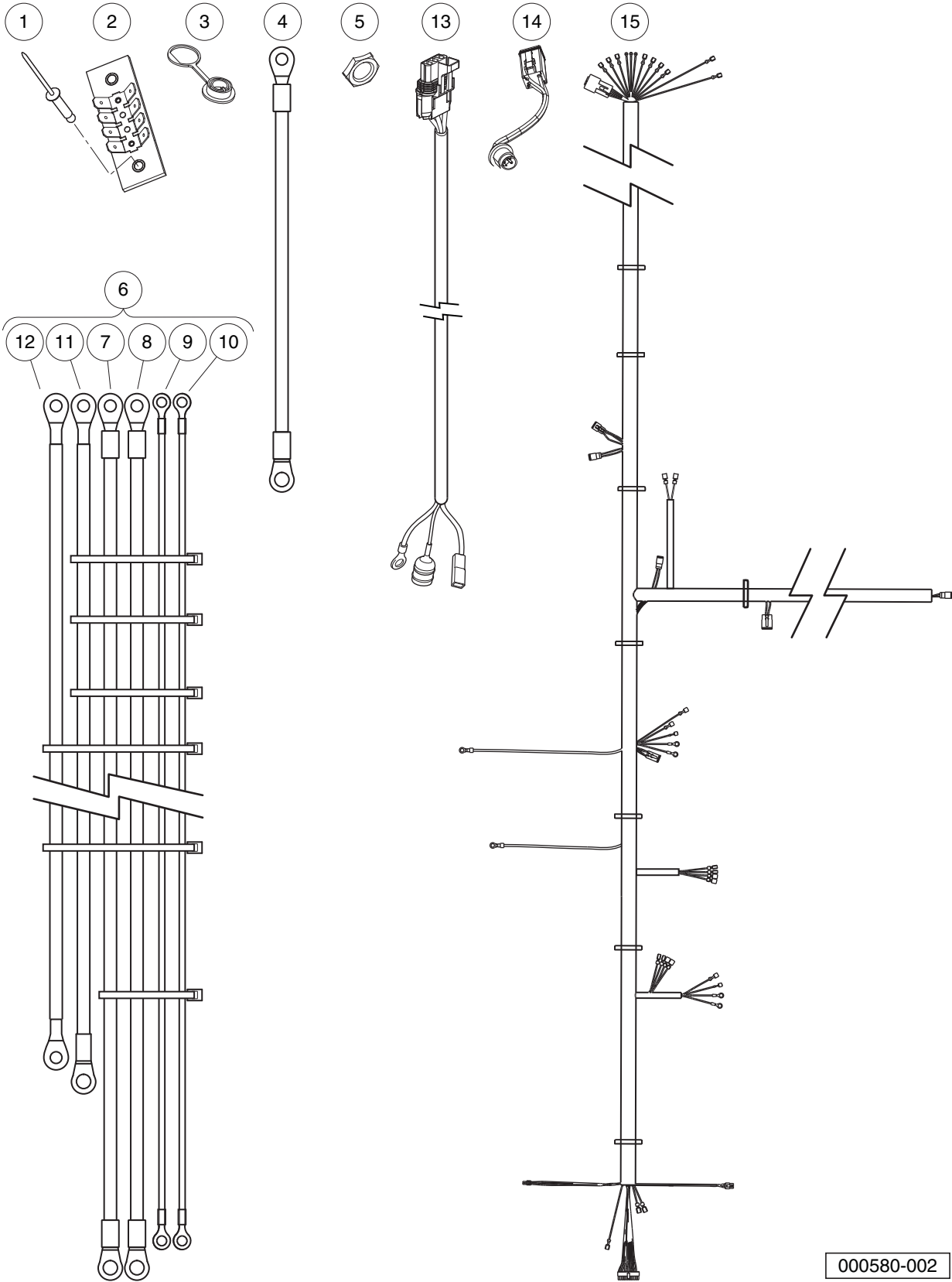
ITEM	PART NO.	DESCRIPTION	QTY
		1 2 3 4	
1	<u>1015752</u>	Screw, #12-16 X 0.625, Hi-Lo	2
2	<u>101920101</u>	Kit, 3-Pin Wedge Lock	1
3	<u>101936801</u>	Kit, 2-Pin Wedge Lock	1
4	102101001	Bar, Drive, Cast	1
5	<u>102101101</u>	MCOR	1

13

E

13

E



000580-002

WIRING – CA 6 AND VILLAGER 6 IQ PLUS ELECTRIC

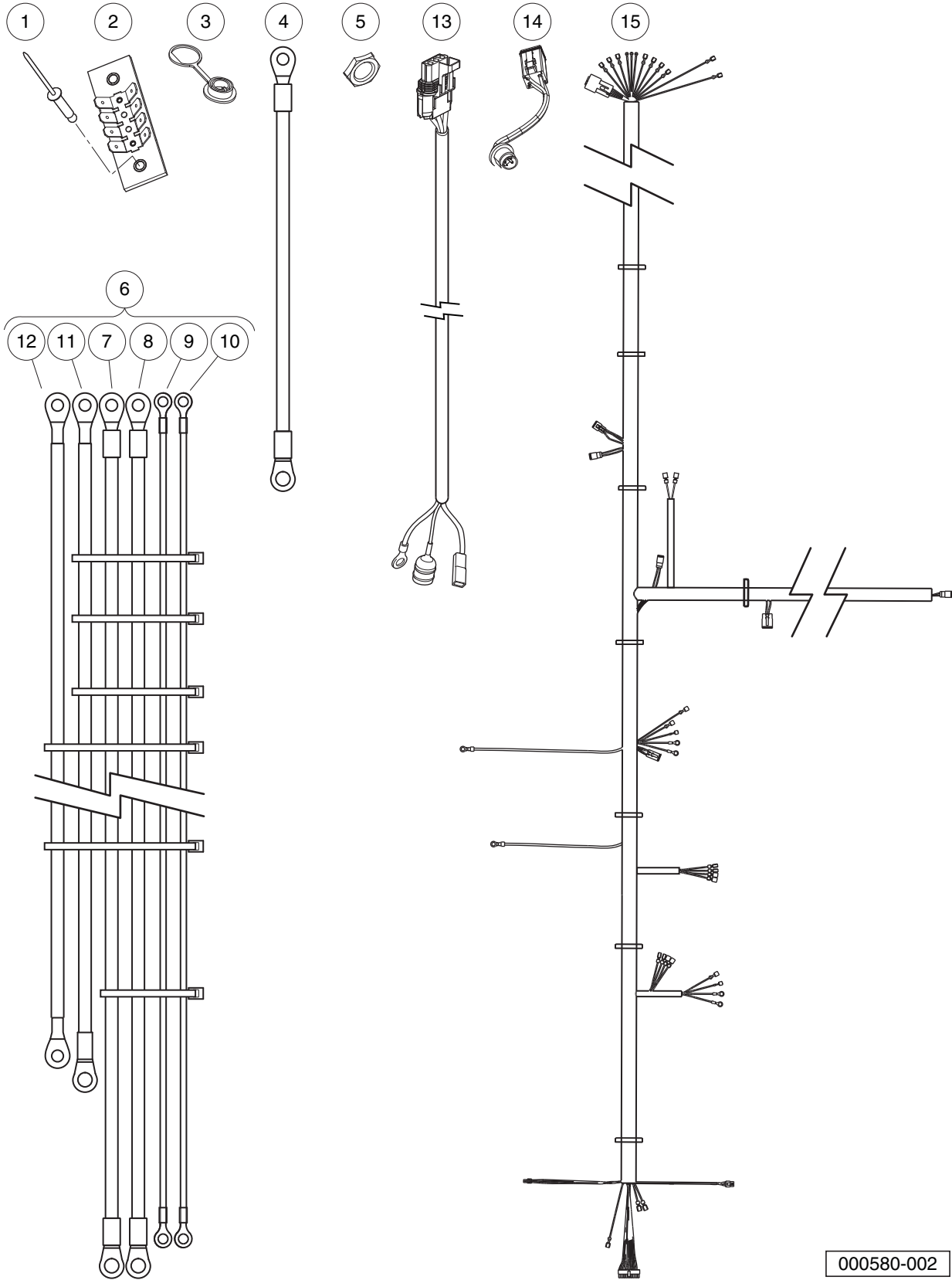
ITEM	PART NO.	DESCRIPTION	QTY
		1 2 3 4	
1	<u>1013357</u>	Rivet, 5/32 Aluminum Pop	2
2	<u>1016356</u>	Terminal Block with Insulator	1
3	<u>102196901</u>	Dust Cap	1
4	<u>102440901</u>	Wire Asm, #4 Yellow, 13"	1
5	<u>102572401</u>	Nut, Diagnostic Port, Prec	1
6	<u>102845501</u>	Harness, Power, Stretch IQ Plus (includes items 7 through 12)	1
7	N/A	Asm, #4 Grn Wire, 89"	1
8	N/A	Asm, #4 Wht Wire, 88.5"	1
9	N/A	Asm, #10 Org Wire, 89.5"	1
10	N/A	Asm, #10 Blu Wire, 95.5"	1
11	N/A	Asm, #4 Red Wire, 67.5"	1
12	N/A	Asm, #4 Blk Wire, 57.5"	1
13	<u>102938301</u>	Chrgr Harness, Iq Plus, Shelf	1
14	<u>103218601</u>	Harness, Diagnostic Port	1
15	<u>103222001</u>	Asm, Wire Harness, Stretch, Electric	1

13

E

13

E



000580-002

WIRING – VILLAGER 8 IQ PLUS ELECTRIC

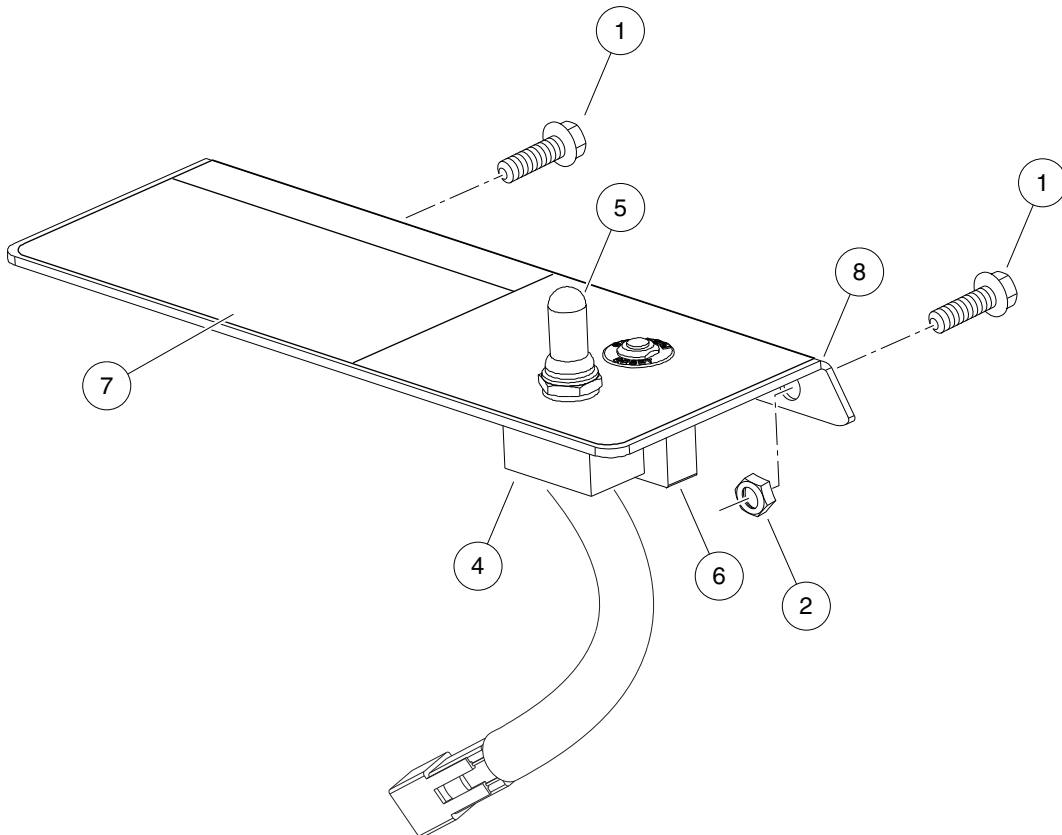
ITEM	PART NO.	DESCRIPTION	QTY
		1 2 3 4	
1	<u>1013357</u>	Rivet, 5/32 Aluminum Pop	2
2	<u>1016356</u>	Terminal Block with Insulator	1
3	<u>102196901</u>	Dust Cap	1
4	<u>102440901</u>	Wire Asm, #4 Yellow, 13"	1
5	<u>102572401</u>	Nut, Diagnostic Port, Prec	1
6	<u>102845501</u>	Harness, Power, Stretch IQ Plus (includes items 7 through 12)	1
7	N/A	Asm, #4 Grn Wire, 89"	1
8	N/A	Asm, #4 Wht Wire, 88.5"	1
9	N/A	Asm, #10 Org Wire, 89.5"	1
10	N/A	Asm, #10 Blu Wire, 95.5"	1
11	N/A	Asm, #4 Red Wire, 67.5"	1
12	N/A	Asm, #4 Blk Wire, 57.5"	1
13	<u>102938301</u>	Chrgr Harness, Iq Plus, Shelf	1
14	<u>103218601</u>	Harness, Diagnostic Port	1
15	<u>103222101</u>	Asm, Wire Harness, Villager 8, Electric	1

13

E

13

E



000425-001

TOW/RUN SWITCH – IQ PLUS VEHICLES

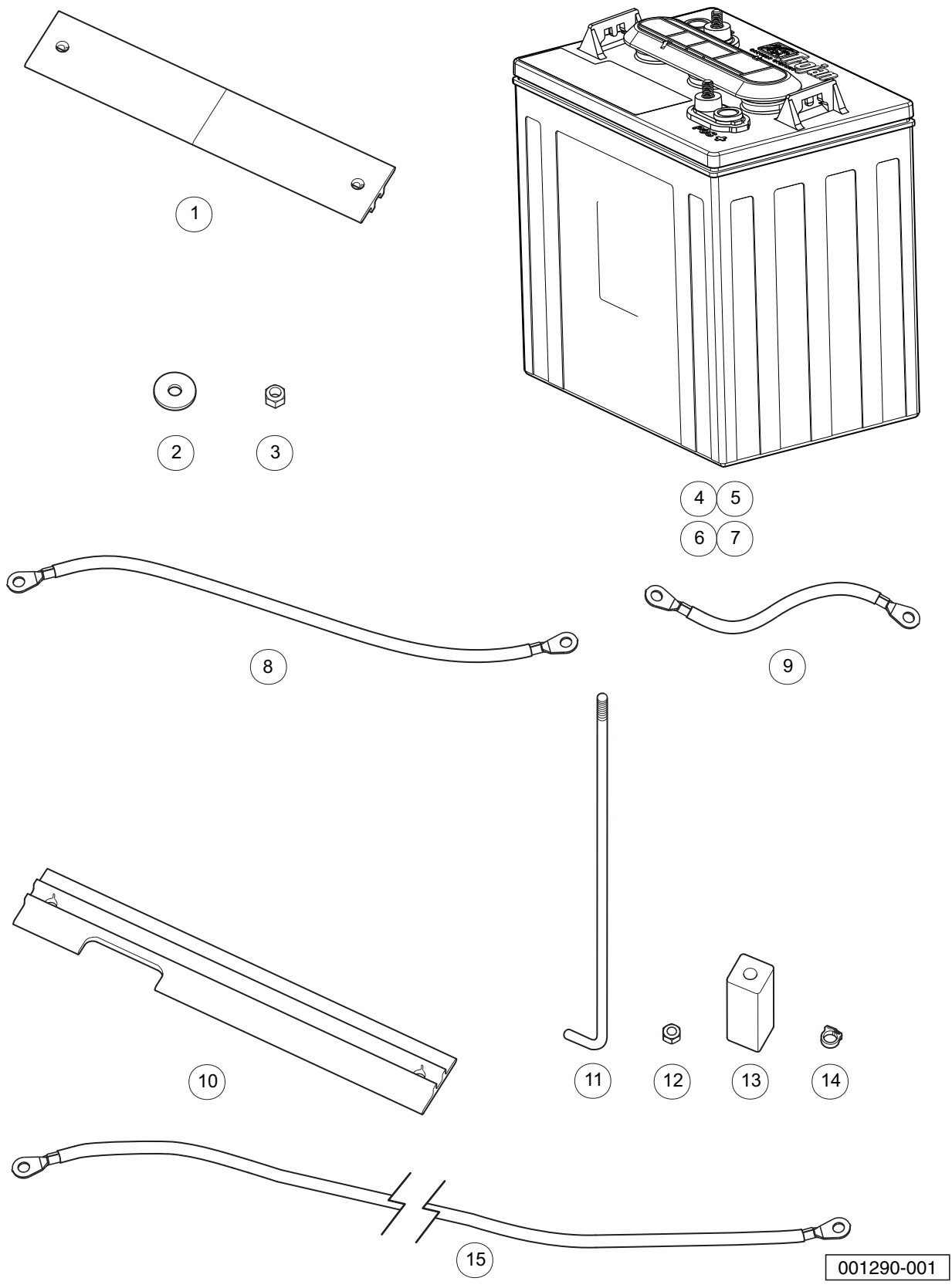
ITEM	PART NO.	DESCRIPTION	QTY
		1 2 3 4	
1	<u>1012126</u>	Screw, #10-32 X .625 Hx Washer	1
2	<u>1013061</u>	Locknut, #10-32 Nylon Insert	2
3	N/A	Tow/Run Switch Assembly (includes items 4 through 8)	1
4	<u>101908101</u>	Switch Assembly, Tow/Run	1
5	<u>101908401</u>	Boot, Switch	1
6	<u>102838101</u>	Circuit Breaker 250vac-50vdc	1
7	<u>102845101</u>	Decal, Tow Switch	1
8	<u>102915701</u>	Plate, Switch, Run Tow, Mode	1

13

E

13

E



BATTERIES, 6-VOLT, STANDARD DUTY, TROJAN


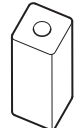

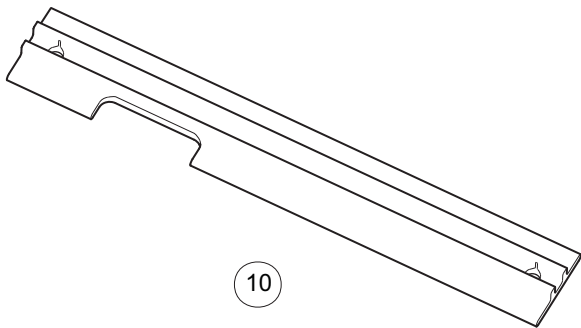
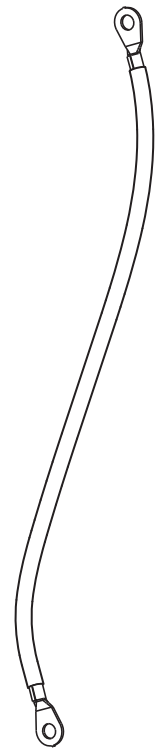
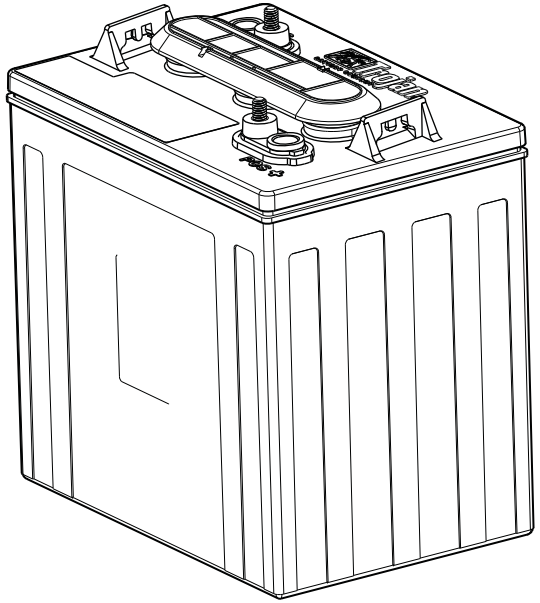
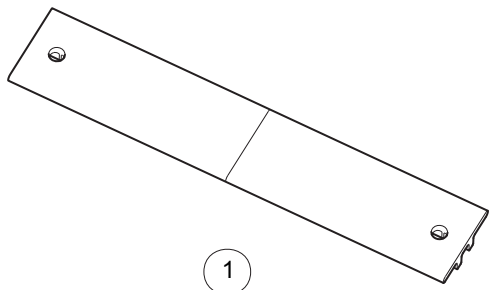
ITEM	PART NO.	DESCRIPTION	QTY
		1 2 3 4	
1	<u>101090801</u>	Hold-Down, Battery	2
2	<u>1011578</u>	Washer, 5/16 Type B Flat	12
3	<u>1015072</u>	Locknut, 5/16-18 Nylon Insert	12
4	<u>101661601</u>	Battery, 6-Volt, Trojan T105 (Wet) (includes item 5)	8
5	<u>101831401</u>	Battery Cap 6 Volt	1
6	<u>101661602</u>	Battery, 6v Trojan T105 (Dry, also known as moist) (includes item 7)	8
7	<u>101831401</u>	Battery Cap 6 Volt	1
8	<u>102002801</u>	Wire Assy, #4 Black	2
9	<u>102002901</u>	Wire Assy, #4 Black	3
10	<u>102766201</u>	Hold Down, Outside	4
11	<u>102845203</u>	Rod, Battery Hold Down 10.7"	12
12	<u>102873401</u>	5/16-18 Heavy Hex Nut	16
13	<u>102980801</u>	Extr, Plastic, 1 X 1 X 3	4
14	<u>102980901</u>	Clamp, Hose, Nylon, .25	1
15	<u>103198201</u>	Asm, #4 Blk Wire, 42"	1

13

E

13

E



001290-002

BATTERIES, 6-VOLT, HEAVY DUTY, TROJAN

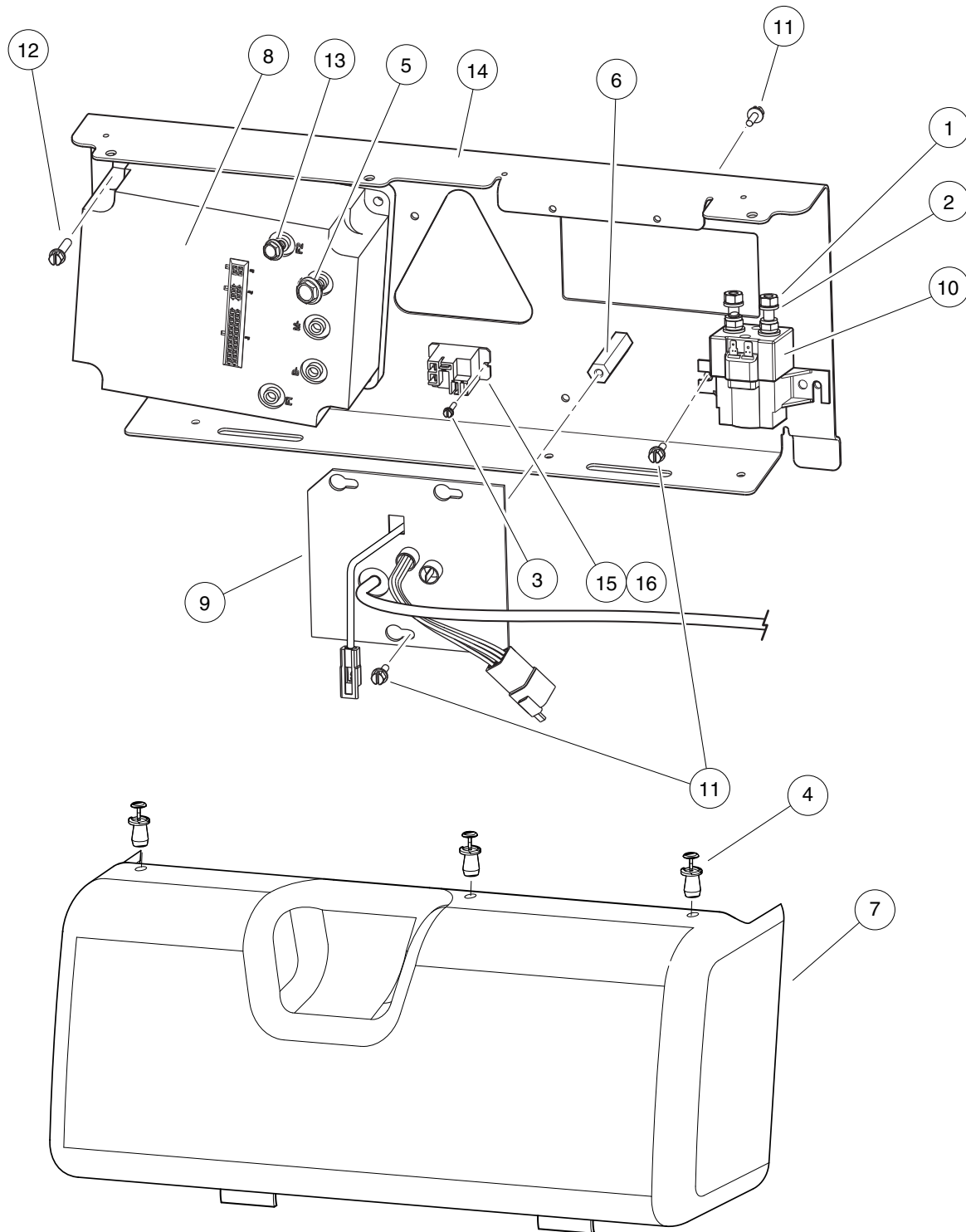
ITEM	PART NO.	DESCRIPTION	QTY
		1 2 3 4	
1	<u>101090801</u>	Hold-Down, Battery	2
2	<u>1011578</u>	Washer, 5/16 Type B Flat	12
3	1015072	Locknut, 5/16-18 Nylon Insert	12
4	<u>102002801</u>	Wire Assy, #4 Black	2
5	<u>102002901</u>	Wire Assy, #4 Black	3
6	<u>102764401</u>	Battery, 6v Trojan T145 (Wet) (includes item 7)	8
7	<u>101831401</u>	Battery Cap 6 Volt	1
8	<u>102764402</u>	Battery, 6v Trojan T145 (Dry, also known as moist) (includes item 9)	8
9	<u>101831401</u>	Battery Cap 6 Volt	1
10	<u>102766201</u>	Hold Down, Outside	4
11	<u>102845204</u>	Rod, Battery Hold Down 12"	12
12	<u>102873401</u>	5/16-18 Heavy Hex Nut	16
13	<u>102980801</u>	Extr, Plastic, 1 X 1 X 3	4
14	<u>102980901</u>	Clamp, Hose, Nylon, .25	4
15	<u>103198201</u>	Asm, #4 Blk Wire, 42"	1

13

E

13

E



001246-001

COMPUTER, CONTROLLER, AND SOLENOID

ITEM	PART NO.	DESCRIPTION	QTY
		1 2 3 4	
1	<u>1012528</u>	Nut, M8-1.25 Hex	2
2	<u>1013734</u>	Lockwasher, 8mm Split	2
3	<u>1015720</u>	Screw, #6-32 X 1/2 Hex Washer-Head	2
4	<u>1016967</u>	Blind Rivet, Push Type	3
5	<u>102240501</u>	Bolt, Controller, Terminal	3
6	<u>102769701</u>	Spacer, 2", 1/4-20, Hex	1
7	<u>102772402</u>	Cover, Electrical Component, Carryall 6	1
8	<u>102774501</u>	Controller, 500 Amp	1
9	<u>102774601</u>	Computer, Onbrd, 8x 6v, 64"	1
10	<u>102774701</u>	Solenoid, 48v	1
11	<u>102817101</u>	Screw, 1/4-20 X .50 Hex Wsh Hd	6
12	<u>102817201</u>	Screw, 1/4-20 X .88 Hex Wsh Hd	4
13	<u>102859501</u>	Screw, M6 X 1 X 20 Ser Hex Flg	2
14	<u>102912801</u>	Plate, Component, Front	1
15	<u>103414901</u>	Kit, Relay, 48v 30a W/instr (includes item 16)	1
16	<u>103397901</u>	Relay, Spst No, 48v 30a, Pmt	1

13

E

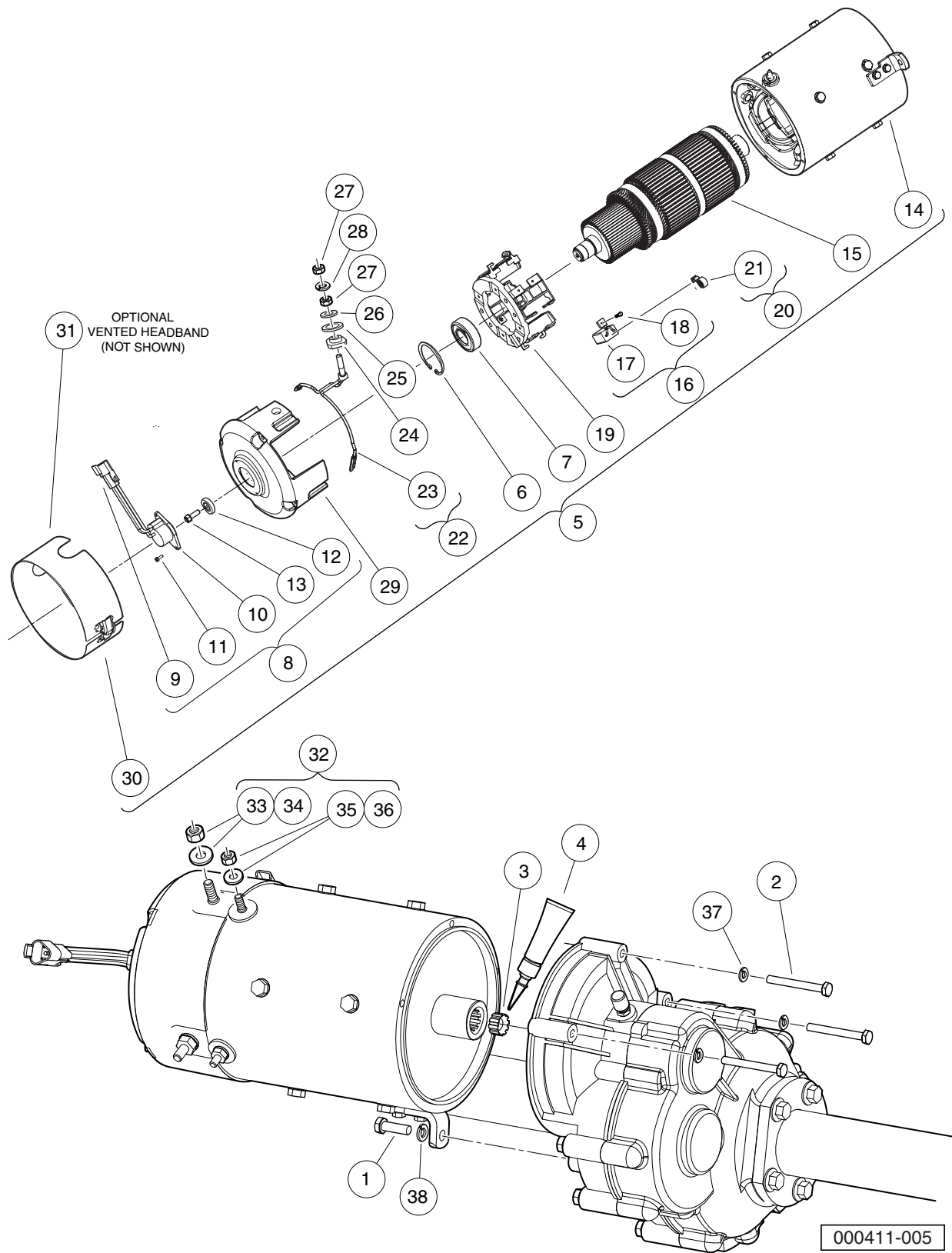
13

E

MOTOR (MODEL DA5-4006) – IQ PLUS

14

E



MOTOR (MODEL DA5-4006) – IQ PLUS

ITEM	PART NO.	DESCRIPTION	QTY
		1 2 3 4	
1	<u>1010934</u>	Screw, 5/16-18 X 1.00 Hex Cap	1
2	1014201	Screw, 1/4-20 X 2.25 Hex Cap	3
3	<u>102235201</u>	Bumper, Drive Unit	1
4	<u>102243403</u>	Lubricant, Moly-Teflon (Single-Use Tube)	1
5	<u>102775101</u>	IQ Plus Electric Motor, 48-VDC 3.7 hp (includes items 6 through 30)	1
6	N/A	Ring, 2.24" Internal Retaining	1
7	<u>102186401</u>	Bearing, Ball	1
8	<u>102704901</u>	Kit, Speed Sensor (includes items 9 through 13)	1
9	<u>101942301</u>	Kit, 3-Pin Wedge Lock	1
10	N/A	Sensor, Motor Speed, ADC	1
11	N/A	Screw, #8-32, Taptite Thread	2
12	N/A	Magnet, ADC Motor	1
13	N/A	Screw, 1/4-20 x 0.5	1
14	N/A	Asm, Frame And Field, 3.7 Hp	1
15	N/A	Armature (Includes external hardware not shown)	1
16	<u>102938601</u>	Kit, Brush, 3.7 Hp (includes items 17 and 18)	1
17	N/A	Brush, Motor	8
18	N/A	Screw, Taptite	8
19	<u>102938701</u>	Asm, Brush Box, 3.7 Hp	1
20	<u>102938801</u>	Kit, Brush Spring, 3.7 Hp (includes item 21)	1
21	N/A	Brush Spring	8
22	<u>102938901</u>	Kit, Brush Lead Asm, 3.7 Hp (includes items 23 through 28)	1
23	N/A	Terminal and Lead Assembly	2
24	N/A	Insulator, Terminal	2
25	N/A	Washer, Insulating	2
26	N/A	Washer, Flat, 5/16, Brass/Bronze	2
27	N/A	Nut, 5/16, Steel	4
28	N/A	Lockwasher, 5/16, Steel	2
29	<u>102939001</u>	Commutator End Head, 3.7 Hp	1
30	<u>102939101</u>	Sealed Headband, 3.7 Hp	1
31	<u>102939102</u>	Vented Headband, 3.7 HP (optional - not shown)	1
32	<u>102951701</u>	Pkg, Terminal Hardware, 3.7hp (includes items 33 through 36)	1
33	N/A	Nut, 5/16, Steel	2
34	N/A	Lockwasher, 5/16, Steel	2
35	N/A	Nut, 1/4-20, Steel	2
36	N/A	Lockwasher, 1/4-20, Steel	2
37	<u>451</u>	Lockwasher, 1/4 Split	3
38	<u>7174</u>	Lockwasher, 5/16 Split	1

14

E

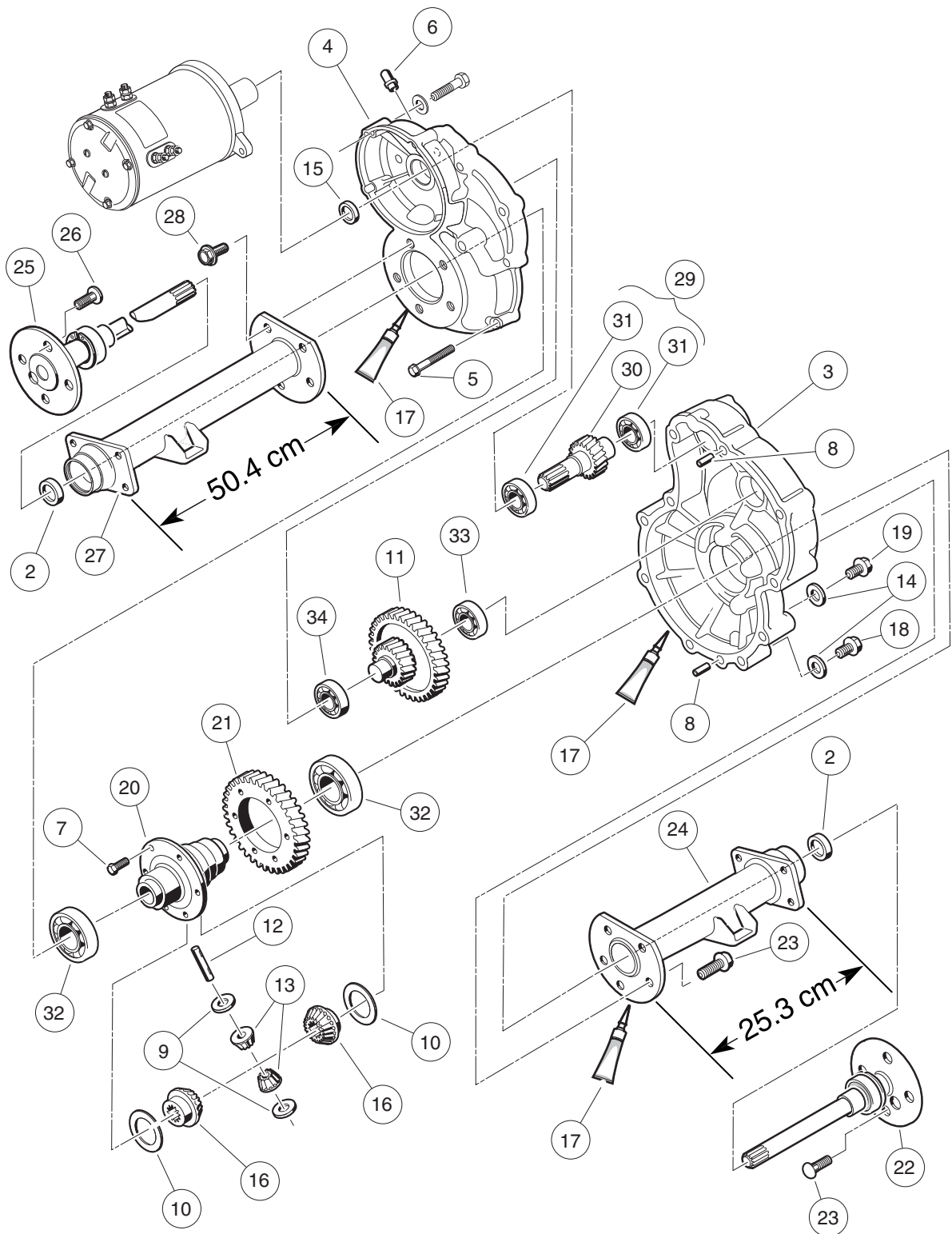
14

E

TRANSAXLE – ELECTRIC VEHICLES

15

E



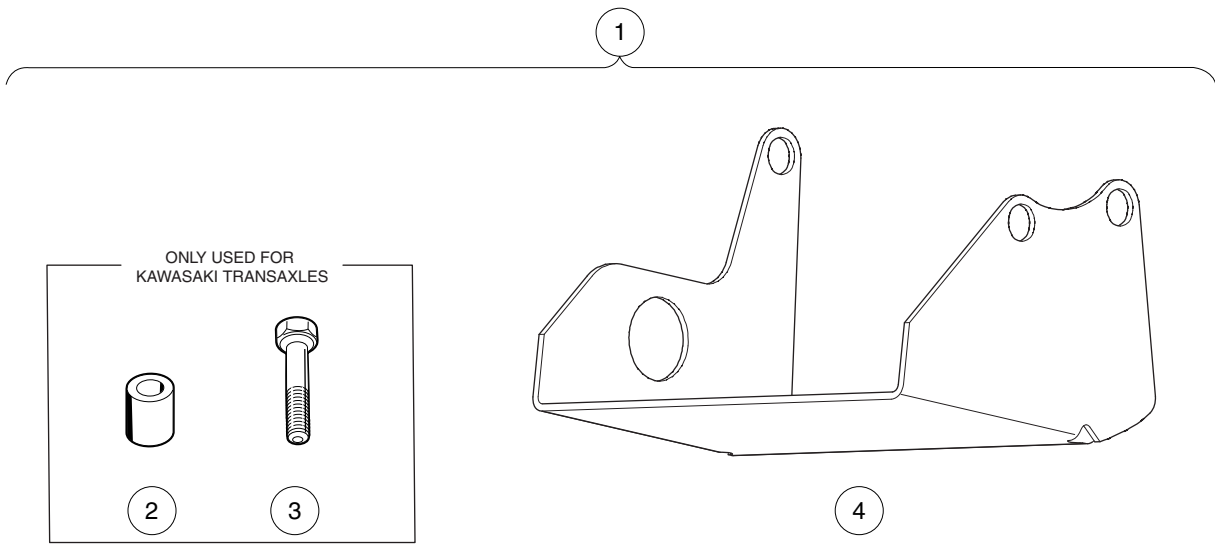
000223-005

TRANSAXLE – ELECTRIC VEHICLES

ITEM	PART NO.	DESCRIPTION	QTY
		1 2 3 4	
1	<u>102771701</u>	Transaxle, Electric (includes items 2 through 34)	1
2	<u>1013794</u>	Axle Shaft Oil Seal	2
3	<u>101895401</u>	Gear Case, Driver-Side	1
4	<u>101895501</u>	Gear Case, Passenger-Side	1
5	<u>101897001</u>	Screw, M8-1.25 X 60mm Hex-Head	11
6	<u>101897201</u>	Breather	1
7	<u>101897401</u>	Screw, M10-1.25 X 25mm	6
8	<u>101897601</u>	Pin, 11mm OD X 8.5mm ID X 10mm	2
9	<u>101903601</u>	Washer, Thrust	2
10	<u>101903701</u>	Washer, Thrust	2
11	<u>101906901</u>	Intermediate Shaft Assembly	1
12	<u>101922101</u>	Pin, 15.99mm X 88.7mm Dowel	1
13	<u>101923001</u>	Gear, Differential Idler	2
14	<u>101923201</u>	Gasket	2
15	<u>101923501</u>	Seal, Lip	1
16	<u>101923901</u>	Gear, Differential	2
17	<u>101928701</u>	Liquid Gasket (Transaxle case)	1
18	<u>101972101</u>	Plug, M14-1.5 X 12mm Magnetic	1
19	<u>101972201</u>	Plug, M14-1.5 X 12mm Hex	1
20	<u>102356601</u>	Housing, Differential, 6 Bolt	6
21	<u>102356801</u>	Gear, Differential Output, 6-Bolt	6
22	<u>102886301</u>	Axle Assembly, Driver-Side (includes item 23)	1
23	<u>101922201</u>	Lug Stud	4
24	<u>102886401</u>	Tube, Axle, Driver-Side	1
25	<u>102886501</u>	Axle Assembly, Passenger-Side (includes item 26)	1
26	<u>101922201</u>	Lug Stud	4
27	<u>102886601</u>	Tube, Axle, Passenger-Side	1
28	<u>102902801</u>	Screw, M10 X 30	10
29	<u>103582801</u>	Asm, E Trans Shaft/bearing (includes items 30 and 31)	1
30	N/A	Shaft, Input	1
31	<u>7335</u>	Bearing	2
32	<u>7330</u>	Inner Axle Tube Bearing	2
33	<u>7335</u>	Bearing	1
34	<u>7336</u>	Bearing	1

15

E



000365-002

DIFFERENTIAL GUARD – ELECTRIC VEHICLES

ITEM	PART NO.	DESCRIPTION	QTY
		1 2 3 4	
1	<u>101611402</u>	Kit, Differential Guard, Elec Vehicles (includes items 2 through 4)	1
2	<u>101914001</u>	Spacer, Steel	2
3	<u>101936101</u>	Screw, M10-1.50 X 60mm Hex Cap	2
4	<u>101978601</u>	Guard, Differential, Electric Vehicle Transaxle	1

15

E

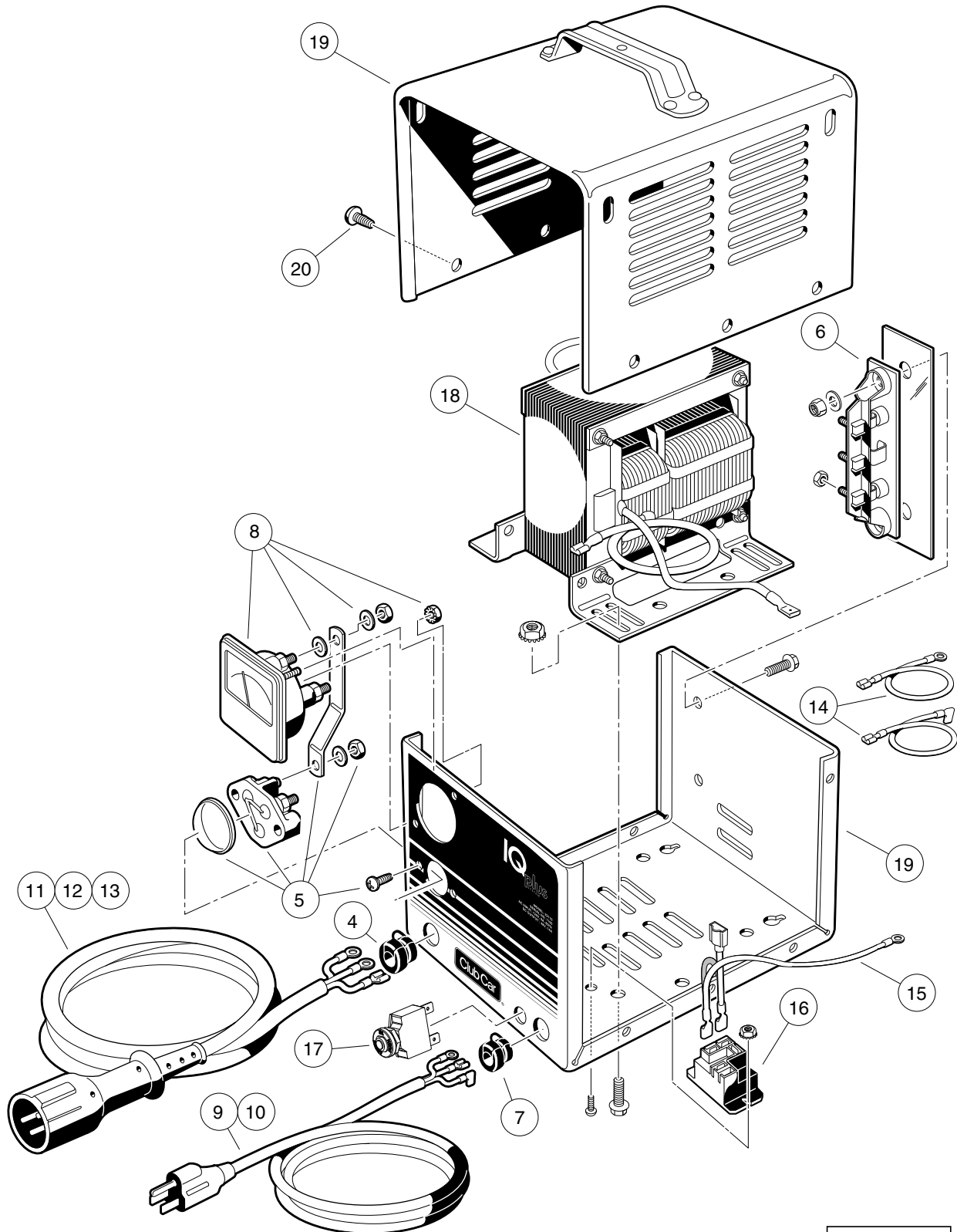
15

E

BATTERY CHARGERS

16

E



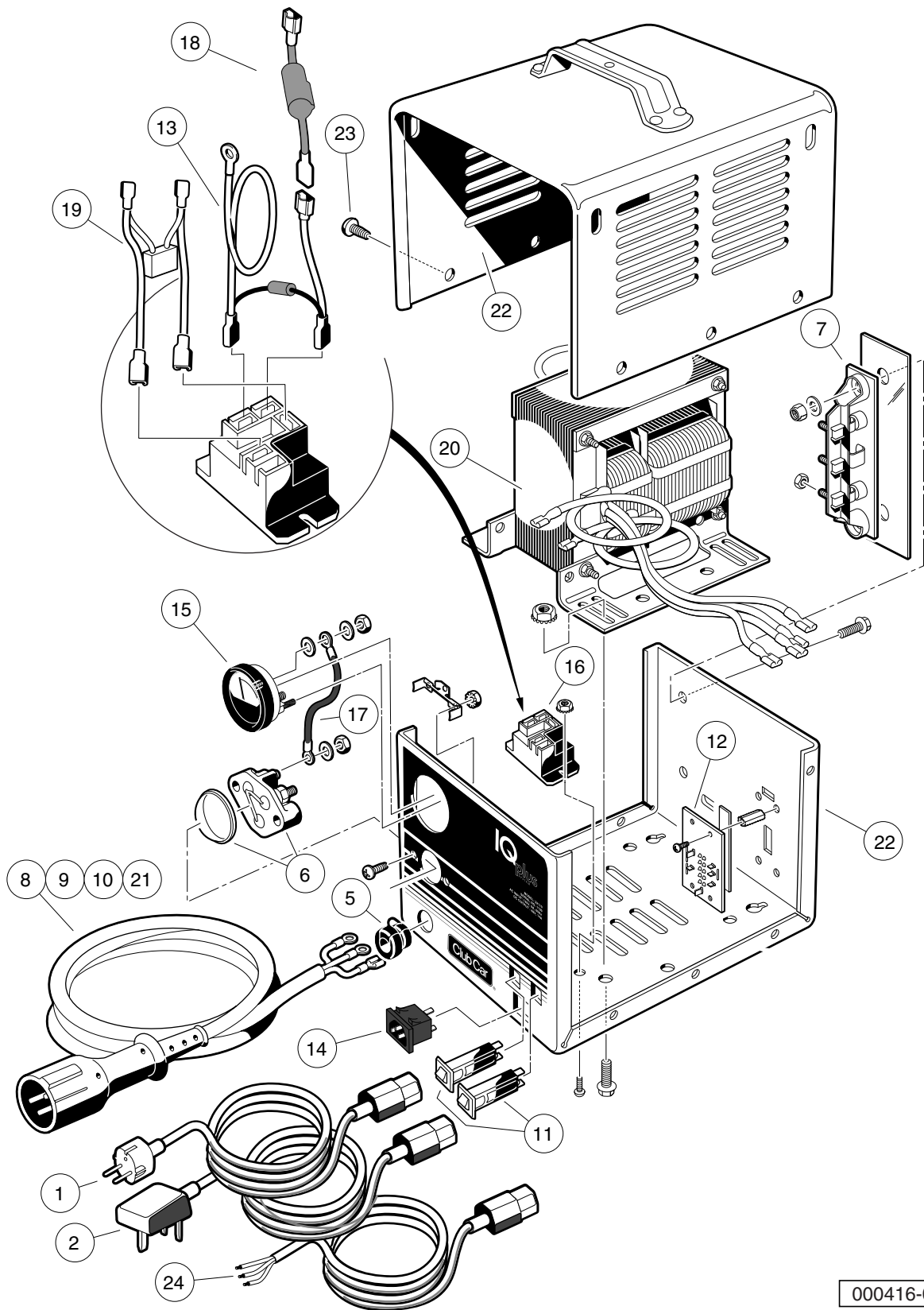
000414-001

IQ PLUS BATTERY CHARGER (MODELS 25730-11,-18,-19), DOMESTIC

ITEM	PART NO.	DESCRIPTION	QTY
		1 2 3 4	
1	<u>102847801</u>	Charger, IQ Plus, Domestic (9-ft. DC Cord, 6-ft. AC Cord)	1
2	<u>102847802</u>	Charger, IQ Plus, Domestic (12-ft. DC Cord, 9-ft. AC Cord)	1
3	<u>102847803</u>	Charger, IQ Plus, Domestic (20-ft. DC Cord, 9-ft. AC Cord) (includes items 4 through 20)	1
4	<u>1012098</u>	Bushing, DC Cord	1
5	<u>1012101</u>	Fuse Assembly	1
6	<u>1015914</u>	Rectifier with Heatsink Assembly	1
7	<u>1015917</u>	Bushing, AC Cord	1
8	<u>101828501</u>	Ammeter	1
9	<u>101828801</u>	Cord, AC, 80-Inch (203 cm)	1
10	<u>101828802</u>	Cord, AC, 108-Inch (274 cm)	1
11	<u>101828901</u>	Cord, DC, 113-Inch (287 cm)	1
12	<u>101828902</u>	Cord, DC, 154-Inch (391 cm)	1
13	<u>101828903</u>	Cord, DC, 250-Inch (635 cm)	1
14	<u>101831101</u>	Wire Assembly Kit	1
15	101914401	Assembly, Voltage Suppressor	1
16	<u>102275401</u>	Relay, 48-VDC	1
17	<u>102838101</u>	Circuit Breaker 250vac-50vdc	1
18	N/A	Transformer, Battery Charger	1
19	N/A	Case, Battery Charger	1
20	7577	Screw, #10 X 0.50 Phillips Pan-Head	10

16

E



000416-001

IQ PLUS BATTERY CHARGER (MODELS 25880-11 AND -18), INTERNATIONAL

ITEM	PART NO.	DESCRIPTION	QTY
		1 2 3 4	
1	<u>101958201</u>	Cord, UK, AC, Battery Charger	1
2	<u>101958301</u>	Cord, European AC, Battery Charger	1
3	<u>102892901</u>	Charger, IQ Plus, International (9-ft. DC Cord)	1
4	<u>102892902</u>	Charger, IQ Plus, International (12-ft. DC Cord) (includes items 5 through 23)	1
5	<u>1012098</u>	Bushing, DC Cord	1
6	<u>1012101</u>	Fuse Assembly	1
7	<u>1015914</u>	Rectifier with Heatsink Assembly	1
8	<u>101828901</u>	Cord, DC, 113-Inch (287 cm)	1
9	<u>101828902</u>	Cord, DC, 154-Inch (391 cm)	1
10	<u>101828903</u>	Cord, DC, 250-Inch (635 cm)	1
11	<u>101838401</u>	Circuit Breaker	2
12	<u>101838601</u>	Four-Position Switch	1
13	<u>101914401</u>	Assembly, Voltage Suppressor	1
14	<u>101973501</u>	Receptacle, AC Cord	1
15	<u>101976601</u>	Ammeter with Mounting Bracket	1
16	<u>102275401</u>	Relay, 48-VDC	1
17	N/A	Wire, Jumper	1
18	N/A	Limitter, Current	1
19	N/A	Wire Assembly, Battery Charger	1
20	N/A	Transformer, Battery Charger	1
21	<u>102940801</u>	Cord, Dc	1
22	N/A	Case, Battery Charger	1
23	7577	Screw, #10 X 0.50 Phillips Pan-Head	10
24	<u>102939501</u>	Cord, European AC, Battery Charger	1

16

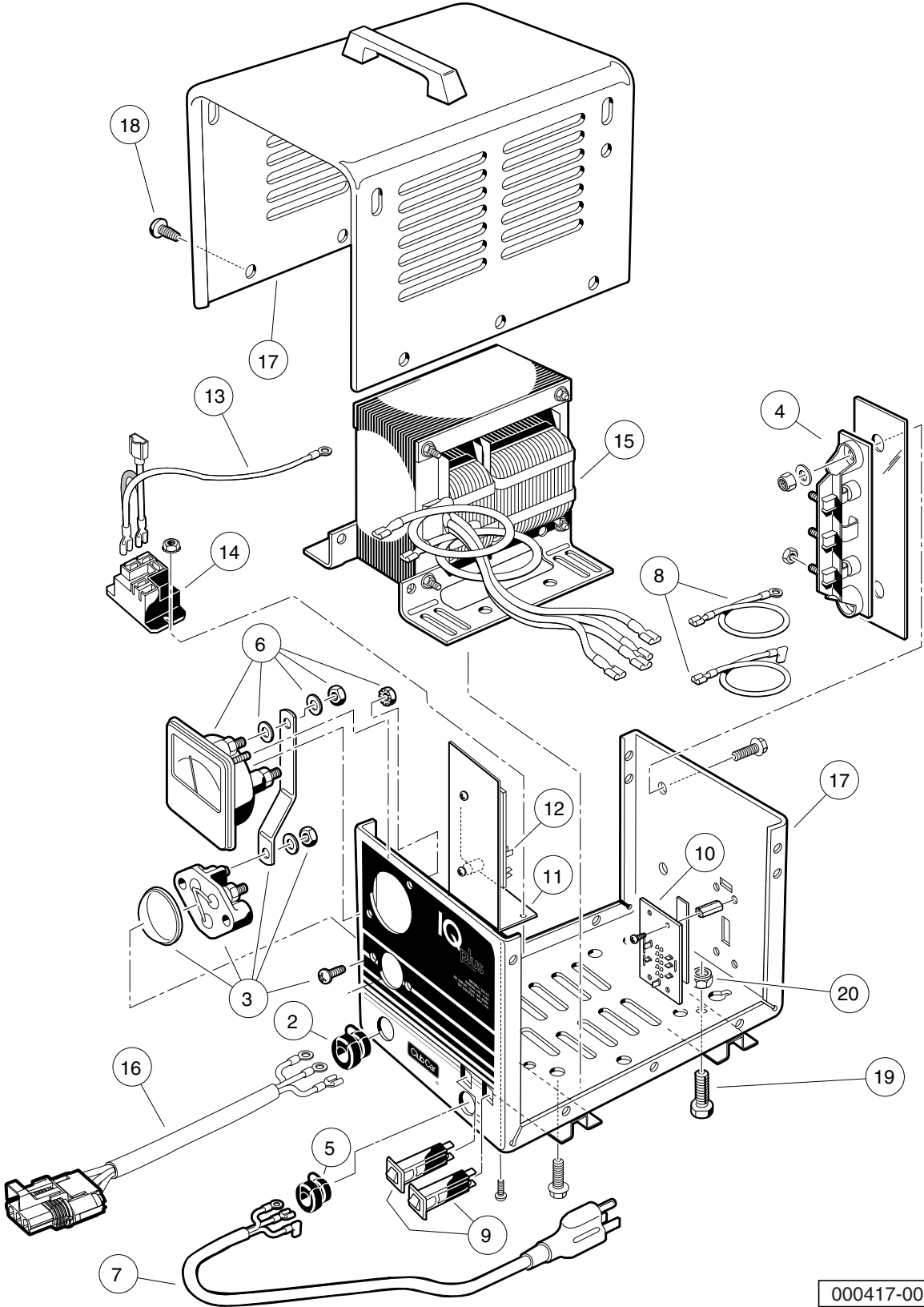
E

ONBOARD IQ PLUS BATTERY CHARGER (MODEL 25260-11), DOMESTIC

ITEM	PART NO.	DESCRIPTION	QTY
		1 2 3 4	
1	<u>102837001</u>	Battery Charger, Onboard, 120-VAC, 48-VDC (includes items 2 through 19)	1
2	<u>1012098</u>	Bushing, DC Cord	1
3	<u>1012101</u>	Fuse Assembly	1
4	<u>1015914</u>	Rectifier with Heatsink Assembly	1
5	<u>1015917</u>	Bushing, AC Cord	1
6	<u>101828501</u>	Ammeter	1
7	<u>101829001</u>	Cord, AC, 22-Inch (56 cm)	1
8	<u>101831101</u>	Wire Assembly Kit	1
9	<u>101838701</u>	Mounting Bracket, Relay	1
10	<u>101841901</u>	Control Board	1
11	101914401	Assembly, Voltage Suppressor	1
12	<u>102275401</u>	Relay, 48-VDC	1
13	<u>102838101</u>	Circuit Breaker 250vac-50vdc	1
14	N/A	Transformer, Battery Charger	1
15	<u>102940801</u>	Cord, Dc	1
16	N/A	Case, Battery Charger	1
17	7577	Screw, #10 X 0.50 Phillips Pan-Head	12
18	<u>7847</u>	Screw, 1/4-20 X 0.75 Hex-Head Cap	4
19	<u>8233</u>	Locknut, 1/4-20, Nylon Insert	4
Note: DC Cord (item 15) uses the Packard 280 Connector.			

16

E



000417-001

ONBOARD IQ PLUS BATTERY CHARGER (MODEL 25660-40), INTERNATIONAL

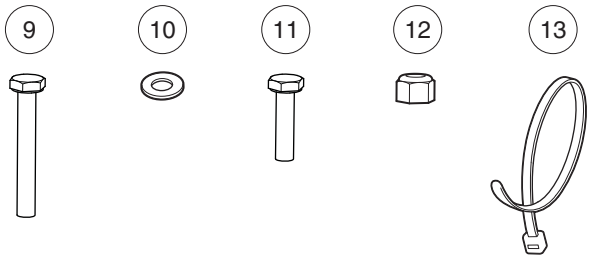
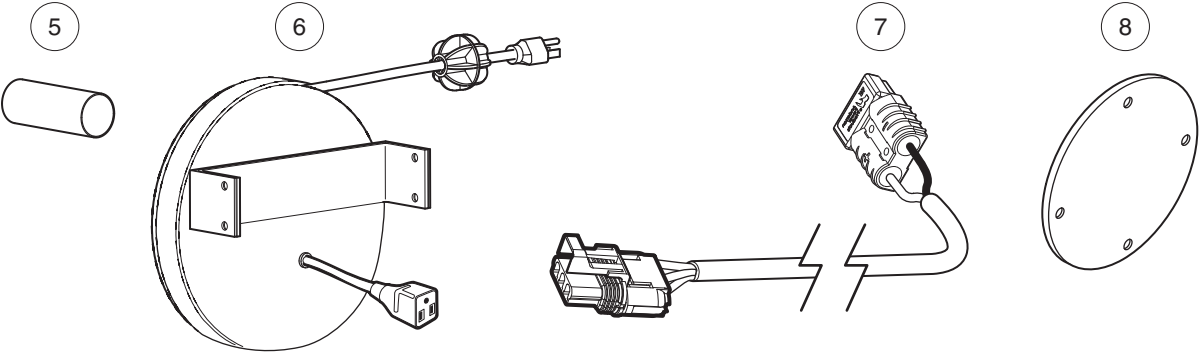
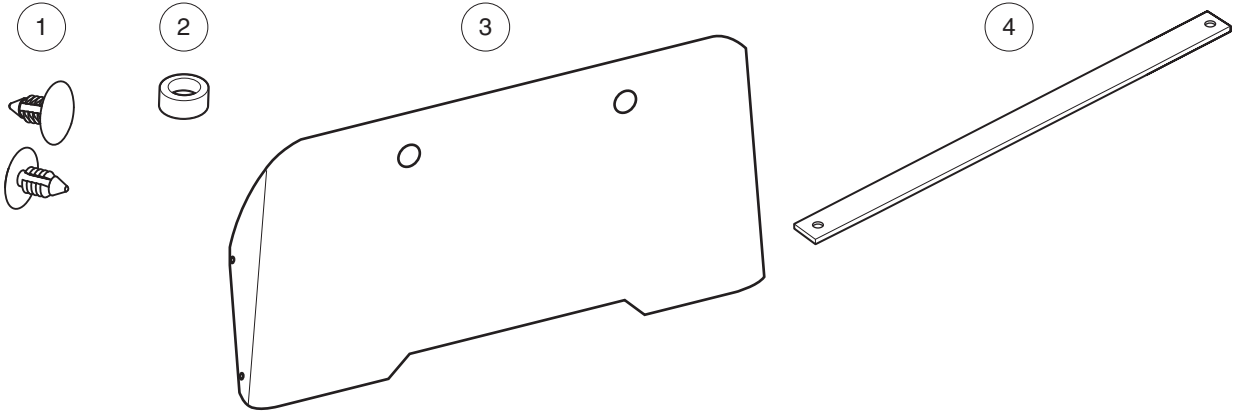
ITEM	PART NO.	DESCRIPTION	QTY
		1 2 3 4	
1	102893001	Battery Charger, Onboard, International, IQ Plus (includes items 2 through 20)	1
2	<u>1012098</u>	Bushing, DC Cord	1
3	<u>1012101</u>	Fuse Assembly	1
4	<u>1015914</u>	Rectifier with Heatsink Assembly	1
5	<u>1015917</u>	Bushing, AC Cord	1
6	<u>101828501</u>	Ammeter	1
7	<u>101829001</u>	Cord, AC, 22-Inch (56 cm)	1
8	<u>101831101</u>	Wire Assembly Kit	1
9	101838401	Circuit Breaker	2
10	101838601	Four-Position Switch	1
11	<u>101838701</u>	Mounting Bracket, Relay	1
12	<u>101841901</u>	Control Board	1
13	101914401	Assembly, Voltage Suppressor	1
14	<u>102275401</u>	Relay, 48-VDC	1
15	N/A	Transformer, Battery Charger	1
16	<u>102940801</u>	Cord, Dc	1
17	N/A	Case, Battery Charger	1
18	7577	Screw, #10 X 0.50 Phillips Pan-Head	12
19	<u>7847</u>	Screw, 1/4-20 X 0.75 Hex-Head Cap	4
20	<u>8233</u>	Locknut, 1/4-20, Nylon Insert	4
<p style="text-align: center;">Note: DC Cord (item 16) uses the Packard 280 Connector.</p>			

16

E

16

E



001289-001

ONBOARD IQ PLUS CHARGER AND CORD REEL MOUNTING

ITEM	PART NO.	DESCRIPTION	QTY
		1 2 3 4	
1	<u>1010434</u>	Barrel - Plastic	4
2	<u>1010927</u>	Hill Brake Spacer	4
3	1011348	Rear Panel 4 Passenger	1
4	<u>1011707</u>	Bracket, Mounting, Battery Charger	2
5	<u>1017189</u>	Heat Shrink Tube 1.5"x 4'	1
6	<u>101965401</u>	Reel Assy, Retractable Cord	1
7	<u>102950101</u>	Harness, Ob Charg, Vill	1
8	<u>103218001</u>	Cover Plate, Receptacle	1
9	<u>1703</u>	Screw, 1/4-20 X 1.50 Hx Hd Cap	4
10	<u>332</u>	Washer, 1/4 Type A Narrow Flat	4
11	<u>7847</u>	Screw, 1/4-20 X 0.75 Hex-Head Cap	4
12	<u>8233</u>	Locknut, 1/4-20, Nylon Insert	8
13	<u>8990</u>	Tie Wrap, 8" Nylon	4
Note: Charger Harness (item 7) uses the Packard 280 Connector.			

16

E

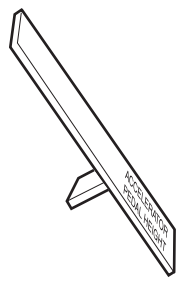
16

E

MAINTENANCE AND SERVICE TOOLS

17
G
E
D

17
G
E
D



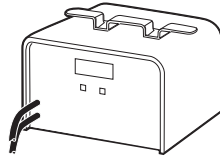
1



2



3



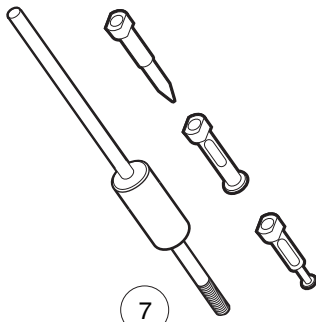
4



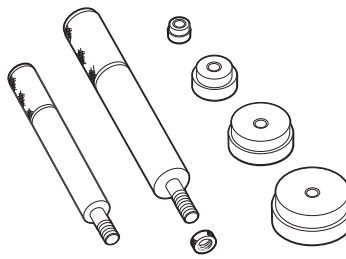
5



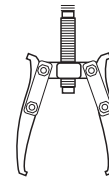
6



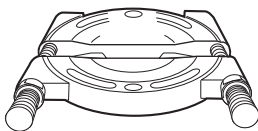
7



8



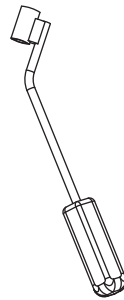
9



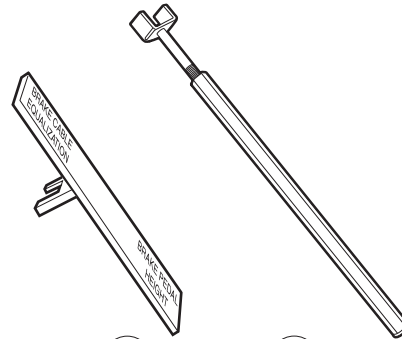
10




11



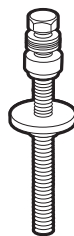
12



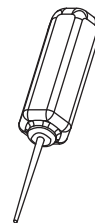
14 15
13



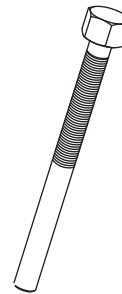
16



17



18



19

MAINTENANCE AND SERVICE TOOLS

ITEM	PART NO.	DESCRIPTION	QTY DIESEL	QTY GAS	QTY ELEC
		<p style="text-align: center;">1 2 3 4</p> <p>The following tool list includes all tools available from Club Car for maintenance and service procedures for gasoline, electric, and/or diesel vehicles, both past and present models. Be sure to carefully examine the tool list for applicability to your vehicle before ordering.</p>			
1	<u>101871001</u>	Accelerator Pedal Adjustment Tool		1	1
2	<u>101813202</u>	Adhesive, Guide Ring, 3-Gram Tube			1
3	<u>101641202</u>	Arbor		1	
4	<u>101831901</u>	Battery Discharge Machine, 36/48 Volt			1
5	<u>1014305</u>	Battery Terminal Protector Spray	1	1	1
6	<u>1011767</u>	Battery Thermometer	1	1	1
7	<u>1016417</u>	Bearing and Oil Seal Remover Assembly	1	1	1
8	<u>1016416</u>	Bearing Driver Set	1	1	1
9	<u>1012811</u>	Bearing Puller	1	1	1
10	<u>1012812</u>	Bearing Puller Wedge Attachment	1	1	1
11	<u>1013582</u>	Brake Adjustment Tool (used only on vehicles with manually adjusted mechanical brakes)			
12	<u>102555501</u>	Brake Cable Release Tool	1	1	1
13	<u>102249901</u>	Brake Pedal Adjustment Tool Kit (used for the Carryall Electric Industrial Truck only) (includes items 14 and 15).....			1
14	****	Brake Pedal Adjustment Tool			1
15	****	Brake Pedal Tension Tool			1
16	<u>101887101</u>	Calibration Test Module			1
17	<u>101808401</u>	Cam Installation Tool		1	
18	<u>102562401</u>	Charger Bezel Tool			1
19	<u>102686101</u>	Clutch Removal Tool (for 4x4 vehicles)	1	1	
		Please refer to the maintenance and service manual for proper tool application.			
	****	Special order item available upon request			

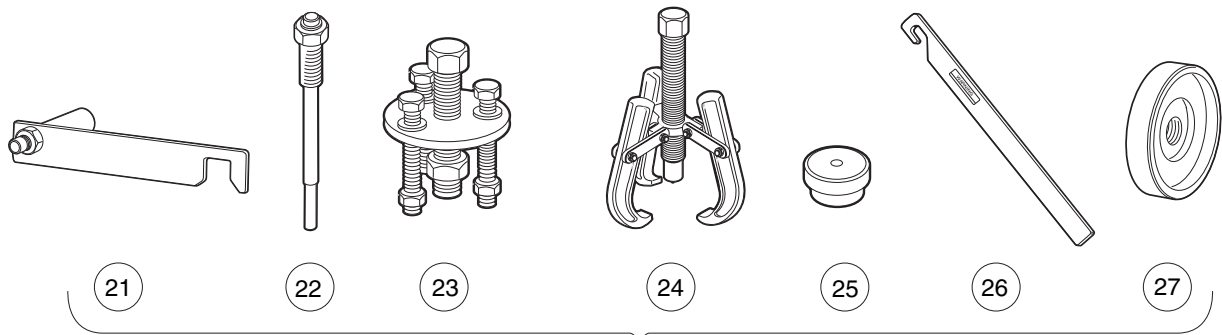
17

G

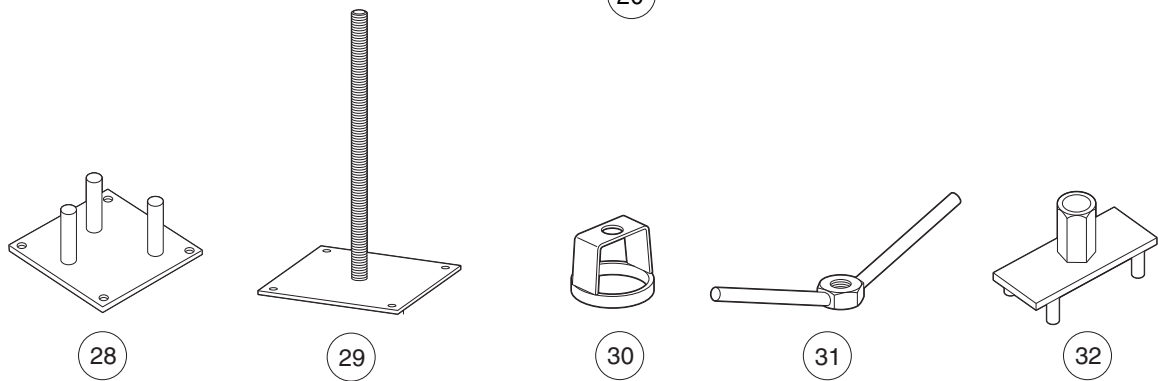
E

D

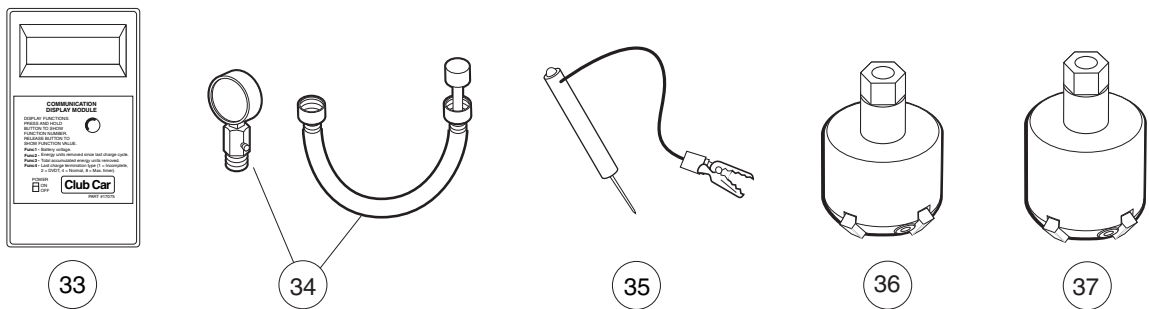
17
G
E
D



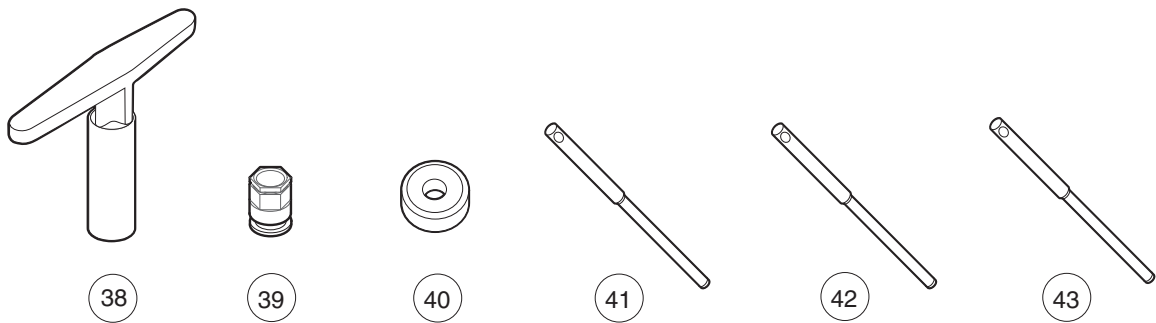
(21) (22) (23) (24) (25) (26) (27)
20



(28) (29) (30) (31) (32)



(33) (34) (35) (36) (37)



(38) (39) (40) (41) (42) (43)

MAINTENANCE AND SERVICE TOOLS, CONTINUED

ITEM	PART NO.	DESCRIPTION	QTY DIESEL	QTY GAS	QTY ELEC
		1 2 3 4			
20	<u>1014510</u>	Clutch Tool Kit (includes items 21 - 27)		1	
21	<u>1014498</u>	Clutch Alignment Tool (for pre-unitized transaxle vehicles built prior to 1997 model year)		1	
22	<u>1014496</u>	Drive Clutch Puller (for Kawasaki engines only)		1	
23	<u>1014497</u>	Drive Clutch Hub Puller (for Kawasaki engines only)		1	
24	<u>1014508</u>	Driven Clutch Cam Puller (for Kawasaki engines only)		1	
25	<u>1014507</u>	Driven Clutch Puller Plug (for Kawasaki engines only)		1	
26	<u>1015524</u>	Drive Clutch Holder Tool Assembly (for Kawasaki engines only)		1	
27	<u>101809101</u>	Press Weldment (for Kawasaki engines only)		1	
28	<u>102601501</u>	Drive ClutchFixed Sheave Tool (for 4x4 vehicles)	1	1	
29	<u>102603501</u>	Driven Clutch Spring Compression Base (for use with items 30 and 31) (for 4x4 vehicles)	1	1	
30	<u>102605201</u>	Driven Clutch Spring Compression Collar (for use with items 29 and 31) (for 4x4 vehicles)	1	1	
31	<u>102606101</u>	Driven Clutch Spring Compression Nut (for use with items 29 and 30) (for 4x4 vehicles)	1	1	
32	<u>102607501</u>	Drive Clutch Spider Removal Tool (for 4x4 vehicles)	1	1	
33	101831801	Communication Display Module			1
34	101641002	Compression Gauge and Adapter		1	
35	1011273	Continuity Tester		1	1
36	<u>102773801</u>	Cutter, Valve Seat, #122		1	
37	<u>102773901</u>	Cutter, Valve Seat #115		1	
38	<u>102774101</u>	Wrench, T, #505.....		1	
39	<u>102774101</u>	Adapter, T-Wrench.....		1	
40	102675401	Cutter, Valve Seat, 60 Degree (requires item 51) (for Honda GX620 Gasoline Engines)		1	
41	<u>102774201</u>	Pilot, 6.6 MM		1	
42	<u>102774301</u>	Pilot, 6.62 MM.....		1	
43	<u>102774401</u>	Pilot, 6.65 MM.....		1	
		Please refer to the maintenance and service manual for proper tool application.			


17

G

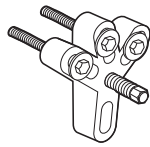
E

D

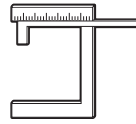
17
G
E
D



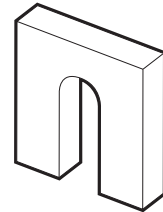
44



45



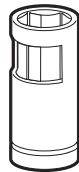
46



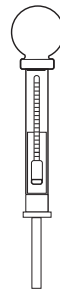
47



48



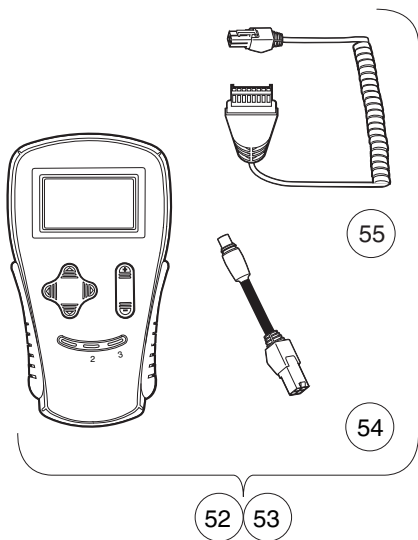
49



50



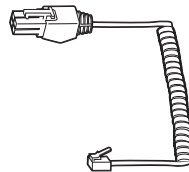
51




52 53

55

54



56



57



58



59 60

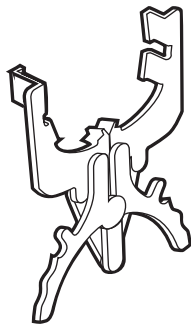


61

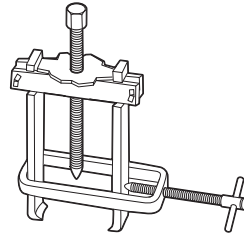
17
G
E
D



62



63




64



65



66



67



68



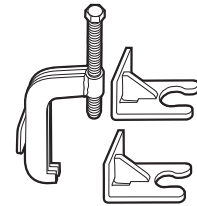
69



70



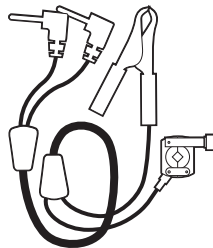
71



72



73



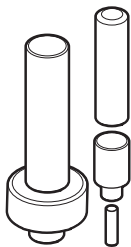
74




75



76



77



83



84



85



86

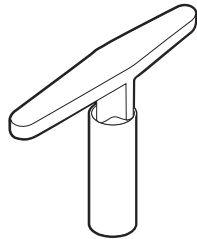
MAINTENANCE AND SERVICE TOOLS, CONTINUED

ITEM	PART NO.	DESCRIPTION	QTY	QTY	QTY	17
			DIESEL	GAS	ELEC	
		1 2 3 4				G
62	<u>1016414</u>	Piston Ring Compressor Kit (FE290, FE350 and FE400 engines)		1		E
63	<u>1016415</u>	Piston Ring Pliers (for Kawasaki Engines)		1		D
64	<u>102668801</u>	Puller, Special Use (for Kubota D722 Diesel Engines)	1			
65	<u>1012549</u>	Retaining Ring Pliers, 45° External	1	1	1	
66	<u>1012560</u>	Retaining Ring Pliers, 90° Internal	1	1	1	
67	<u>101823101</u>	Safety First Card (50 per pack)	1	1	1	
68	<u>1012809</u>	Seal Puller	1	1	1	
69	<u>102330901</u>	Spanner Wrench (for coil over shock front suspension vehicles only)	1	1		
70	<u>1014264</u>	Steering Column Bearing Press Tool		1	1	
71	<u>1014259</u>	Steering Column Retaining Ring Tool		1	1	
72	<u>102061201</u>	Steering Wheel Puller Tool	1	1	1	
73	<u>AM10753</u>	Tachometer (includes gasoline engine pick up lead only)	1	1		
74	<u>AM10771</u>	Tachometer Diesel Probe (for use with item 73)	1			
75	<u>1014162</u>	Transaxle Axle Seal Tool		1		
76	<u>1014161</u>	Transaxle Pinion Seal Tool		1		
77	<u>1014115</u>	Transmission Tool Kit		1		
78	<u>101611003</u>	Tune-Up Kit, All OHV (for FE290, FE350, FE400 only) (includes air filter, spark plug, oil filter, fuel filters) (not shown)		1		
79	<u>AM11804</u>	Tune-Up Kit, Gx620 (for Honda Engines) (includes air filter, spark plug, oil filter, fuel filters) (not shown)		1		
80	<u>AM11805</u>	Tune-Up Kit, D722 (for Kubota Engines) (includes air filter, oil filter, fuel filters, water separator filter) (not shown)	1			
81	<u>AM1220301</u>	Tune-Up Kit, Precedent (for FE290/350 Engines) (includes air filter, spark plug, oil filter, fuel filters) (not shown)		1		
82	<u>AM1232401</u>	Tune-Up Kit, FH680D (for Kawasaki V-Twin Engines) (includes oil filter, fuel filter, air filter, and spark plugs) (not shown).....		1		
83	<u>1016413</u>	Valve Clearance Adjuster Screw Holder (for FE290 engines only)		1		
84	<u>102674601</u>	Valve Guide Driver (for Honda GX620 Gasoline Engines)		1		
85	<u>101641201</u>	Valve Guide Reamer (FE290, FE350, and FE400 only)		1		
86	<u>102674401</u>	Valve Guide Reamer, 6.6 mm (for Honda GX620 Gasoline Engines)		1		

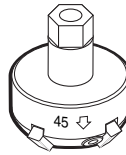
17
G
E
D



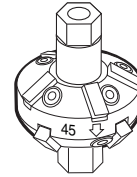
87




88



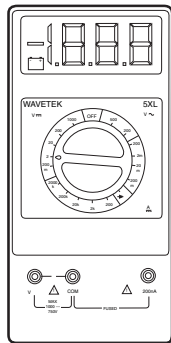
89



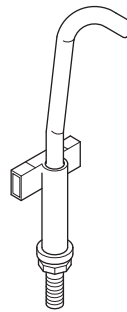
90



91



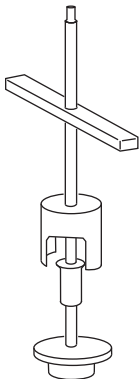
92



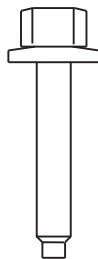
93



94



95



96

MAINTENANCE AND SERVICE TOOLS, CONTINUED

ITEM	PART NO.	DESCRIPTION	QTY DIESEL	QTY GAS	QTY ELEC	17
		1 2 3 4				G
87	<u>1016552</u>	Valve Seat Cutter Guide		1		E
88	<u>1016551</u>	Valve Seat Cutter T-Wrench		1		D
89	<u>1016553</u>	Valve Seat Cutter, 45° (32 mm diameter) (for FE290 engines only)		1		
90	<u>1016554</u>	Valve Seat Cutter, 45°/30° (35 mm diameter)		1		
91	<u>101641101</u>	Valve Spring Compressor		1		
92	1011480	Volt Ohm Meter	1	1	1	
93	<u>102570401</u>	Tool, Tensioning, Starter Generator (For Precedent vehicles)		1		
94	<u>103601401</u>	Puller, Drive Clutch, XRT 950*		1		
95	<u>103601701</u>	Tool, Disassembly, Driven Clutch, XRT 950		1		
96	<u>103600501</u>	Screw, Driven Clutch Disassembly, M6, XRT 950		1		
<p>*Note: The XRT 950 Drive Clutch Puller requires the use of Screw, Driven Clutch Disassembly, CCI Part Number <u>103600501</u>.</p>						

INDEX

Part Number and Page

AM10753	17-9	7410	1-49	1-49, 16-11	
AM10771	17-9	7473	1-3, 1-37, 1-47, 1-49, 1-51, 1-53, 1-55, 1-57, 1-59, 1-61, 4-5, 4-7, 4-9, 5-3, 5-5, 5-7, 5-15, 5-17, 5-19, 7-13, 7-15	1010435	1-3, 1-49
AM10080	12-11	7479	1-63, 1-65	1010436	1-47
AM10081	12-11	7539	6-15	1010543	1-17, 1-35, 1-47
AM10419	11-7	7540	6-5, 6-15	1010546	1-3
AM1232301	8-5	7555	6-5, 6-15	1010577	1-37, 8-15
AM1243501	4-25	7577	16-3, 16-5, 16-7, 16-9	1010805	5-3
AM1243701	4-25	7591	4-5, 4-7, 4-9, 4-33	1010829	5-15, 5-17, 5-19
AM1243801	4-25	7602	6-5, 6-15	1010850	5-13, 5-21
SVP119201	4-25	7716	5-3, 5-5, 5-7	1010877	5-3
SVP493201	4-25	7818	7-13	1010878	5-3
183	1-51, 1-53, 1-55, 1-57, 4-5, 4-7, 4-9, 4-11, 4-23, 4-25, 7-13, 9-5, 9-13, 9-15, 11-5, 12-9, 12-15	7820	4-27	101090801	13-13, 13-15
304	4-27, 12-5, 12-7	7840	6-13	1010909	4-5, 4-23
324	1-51, 1-53, 1-55, 1-57, 1-59, 1-61, 1-63, 1-65	7847	1-11, 1-39, 10-3, 16-7, 16-9, 16-11	1010921	5-3
332	1-21, 1-27, 1-29, 1-31, 1-33, 1-37, 1-39, 1-47, 1-49, 1-59, 1-61, 1-63, 1-65, 4-27, 7-11, 9-17, 10-3, 16-11	7893	4-5, 4-11, 4-23, 7-13, 12-5, 12-7	1010927	5-3, 16-11
334	5-5, 5-7, 6-5, 6-7, 8-15, 11-5	7910	6-13	1010932	5-3
343	1-51, 1-53, 1-55, 1-57	7973	1-7, 9-13, 9-15	1010933	5-3
357	6-17, 6-19, 6-25	8028	1-47	1010934	7-15, 14-3
451	1-37, 5-13, 5-21, 10-3, 14-3	8056	4-31	1010954	7-13, 12-9, 12-15
705	7-9, 8-15	8057	4-31, 7-13, 12-3	1010984	2-3, 2-5
706	6-17, 6-19	8058	4-31, 7-13, 12-3	1010993	1-29, 1-33, 1-39
808	6-25, 11-5	8067	6-13	1011014	1-3
1016	4-5, 4-11, 4-23, 7-13, 9-5	8104	1-51, 1-53, 1-55, 1-57, 4-11, 12-3	1011017	1-3, 4-17
1017	4-3, 7-13	8233	1-21, 1-27, 1-29, 1-31, 1-33, 1-37, 1-39, 1-49, 1-51, 1-53, 1-55, 1-57, 1-59, 1-61, 1-63, 1-65, 4-27, 4-29, 5-5, 5-7, 6-25, 7-11, 9-3, 9-5, 9-11, 12-5, 12-7, 12-9, 12-15, 16-7, 16-9, 16-11	1011084	5-9, 5-11
1028	5-3	8248	1-13, 7-11, 9-3, 9-5	1011114	5-13, 5-21
1032	5-3	8251	1-21, 1-27, 1-29, 1-31, 1-33, 1-39, 1-45, 1-47	1011137	5-13
1035	6-5, 6-15	8294	4-27	1011154	5-13, 5-21
1218	1-49, 1-51, 1-53, 1-55, 1-57, 1-59, 1-61, 1-63, 1-65	8304	1-47	1011210	1-47
1241	1-3, 1-37, 1-47, 1-49, 1-55, 1-57, 4-5, 4-7, 4-9, 5-3, 5-5, 5-7, 5-17, 5-19, 7-9, 7-13, 7-15, 10-3	8450	7-13, 11-5	1011219	1-47
1242	5-15, 5-17, 5-19, 6-25, 7-9, 7-13	8639	4-25, 9-13, 9-15, 12-5, 12-7	1011220	1-47
1308	6-15	8717	5-7, 7-13, 12-3, 12-9, 12-15	1011221	1-47
1620	4-3	8745	6-17, 6-19	1011222	1-47
1624	5-5, 5-7, 6-5	8754	5-5, 5-7, 6-5, 6-7, 6-15, 6-17, 6-19, 6-21, 6-23, 7-9	1011229	4-5, 4-7, 4-9, 4-31
1631	9-13, 9-15	8755	6-17, 6-19, 6-21	1011273	17-5
1703	1-51, 1-53, 1-55, 1-57, 1-59, 1-61, 1-63, 1-65, 16-11	8797	9-5	1011280	4-5, 4-7, 4-9
2402	6-15, 6-19	8861	6-15, 6-25	1011291	12-13
4029	4-27	8915	1-51, 1-53, 1-59, 1-61	1011298	5-13, 5-21
7048	6-13	8963	1-47, 1-55, 1-57	1011303	5-13, 5-21
7173	1-13, 4-5, 4-7, 4-9, 6-25, 7-15	8990	4-11, 4-21, 4-29, 6-5, 7-13, 16-11	1011314	5-13, 5-21
7174	6-9, 6-25, 7-9, 9-11, 10-3, 14-3	1010005	6-13	1011348	16-11
7251	1-3, 1-13	1010028	12-3	1011382	4-13, 4-15
7274	6-13	1010124	6-17, 6-19	1011393	6-13
7308	6-13	1010138	6-15	1011394	1-3
7310	2-3, 2-5	1010145	6-21, 6-23	1011402	5-3
7311	6-25	1010150	6-17, 6-19	1011415	6-21, 6-23
7330	12-13, 15-3	1010177	6-17	1011418	5-3
7335	12-11, 15-3	1010219	6-15	1011439	4-5, 4-7, 4-9
7336	15-3	1010237	1-51, 1-53, 1-55, 1-57, 1-59, 1-61, 1-63, 1-65	101146302	5-13, 5-21
		1010434	1-3, 1-5, 1-27, 1-29, 1-31, 1-33, 1-39,	1011464	5-13, 5-21

INDEX

1011557	4-5, 4-7, 4-9, 4-33	1012412	1-27, 1-29, 1-31, 1-33, 1-39	1013531	5-17, 5-19
1011558	4-33	1012431	4-31, 7-13	1013547	4-29
1011578	1-47, 6-7, 13-13, 13-15	1012438	4-7, 4-9, 4-25, 9-13, 9-15	1013579	4-29
1011582	4-33	1012467	6-5	1013582	17-3
1011590	4-11	1012505	4-13, 4-15	1013589	7-13
1011652	1-17, 1-35	1012528	10-3, 13-17	1013593	17-7
1011694	5-5, 5-7	1012549	17-9	1013609	7-13
1011697	1-51, 1-53, 1-59, 1-61, 6-7, 8-15, 9-11	1012560	17-9	1013677	3-5
1011707	16-11	1012565	6-11	1013687	9-3, 9-5
1011734	5-9, 5-11	1012566	6-11	1013700	9-11
1011767	17-3	1012571	8-15	1013734	10-3, 13-17
1011779	5-15, 5-17, 5-19	1012581	1-27, 1-29, 1-31, 1-33, 1-45	1013746	9-3, 9-5, 9-9
1011825	4-27	1012597	1-35	1013760	12-9
1011843	4-33	1012604	6-7	1013768	12-13
1011852	1-51, 1-53, 1-55, 1-57, 1-59, 1-61, 1-63, 1-65	1012605	6-7	1013769	12-13
1011862	1-51, 1-53, 1-55, 1-57, 1-59, 1-61, 1-63, 1-65	1012640	2-7	1013770	12-13
1011865	1-51, 1-53, 1-55, 1-57, 1-59, 1-61, 1-63, 1-65	1012641	2-7	1013771	12-13
1011868	1-51, 1-53, 1-55, 1-57, 1-59, 1-61, 1-63, 1-65	1012642	2-7	1013772	12-13
101187702	5-3	1012649	9-3, 9-5	1013773	12-13
1011878	1-13, 1-51, 1-53, 1-55, 1-57, 1-59, 1-61, 1-63, 1-65	1012657	1-35	1013774	12-13
1011883	1-51, 1-53, 1-55, 1-57, 1-59, 1-61, 1-63, 1-65	1012711	12-9	1013787	12-13
1011887	6-13	1012714	12-11	1013792	12-13
1011892	6-13	1012740	12-11	1013794	12-13, 15-3
1011893	6-15	1012741	12-11	1013824	1-13
1011895	6-5, 6-15	1012747	12-11	1013825	1-13
1011897	1-25	1012748	12-11	1013846	1-13
1011930	6-5, 6-15	1012752	12-9	1013861	6-9
1011931	5-5, 5-7	1012809	17-9	1013869	5-3
1011937	1-51, 1-53, 1-55, 1-57, 1-59, 1-61, 1-63, 1-65	1012811	17-3	1013870	5-3
1011964	1-51, 1-53, 1-55, 1-57, 1-59, 1-61, 1-63, 1-65	1012812	17-3	1013871	5-5, 5-7
1011965	1-51, 1-53, 1-55, 1-57, 1-59, 1-61, 1-63, 1-65	1012830	7-9, 9-11, 10-3	1013876	5-3
1011988	1-49, 9-3, 9-5	1012836	11-7	1013924	5-13, 5-21, 8-15
1012098	16-3, 16-5, 16-7, 16-9	1012896	12-9	1014007	1-47, 5-5, 5-7, 9-11, 12-9, 12-15
1012101	16-3, 16-5, 16-7, 16-9	1013001	7-7	1014049	11-5
1012126	13-11	1013003	7-7	1014050	11-5
1012151	17-7	1013005	7-7	1014052	11-5
1012159	1-51, 1-53, 1-55, 1-57	101301102	7-7	1014055	11-5
1012180	6-21	1013032	1-45	1014056	11-5
1012181	6-23	1013035	6-5	1014057	11-5
1012182	6-23	1013042	6-5	1014058	11-5
1012285	1-21, 1-37, 4-29, 9-11	1013044	6-5	1014059	11-5
1012295	7-13	1013052	6-5	1014062	11-5
1012303	6-17, 6-19, 6-21, 6-23	1013061	1-51, 1-53, 1-55, 1-57, 12-3, 12-9, 12-15, 13-3, 13-11	1014063	11-5
1012304	6-21	1013135	6-13	1014065	7-13, 11-5
1012328	7-15	1013207	6-21	1014070	11-7
1012333	12-5, 12-7	1013216	1-45	1014072	11-7
1012382	7-3, 7-5	1013218	1-45	1014078	11-7
1012396	4-13, 7-3, 7-5	1013312	1-17	1014080	11-7
		1013343	1-7	1014115	17-9
		1013344	1-7	1014116	9-3, 9-5
		1013357	1-43, 4-5, 4-7, 4-9, 13-7, 13-9	1014119	7-3, 7-5, 7-13
		1013461	9-5	1014125	6-7
		1013462	9-5	1014126	6-7
		1013494	4-13, 4-15	1014145	7-13
		1013509	1-59, 1-61, 1-63, 1-65	1014153	5-13, 5-21
				1014161	17-9

INDEX

1014162	17-9	1015373	7-13	1016201	11-5
1014198	3-15	1015392	1-51, 1-53, 1-55, 1-57	1016214	6-11
1014201	1-59, 1-61, 1-63, 1-65, 14-3	1015405	1-3, 1-51, 1-53, 1-59, 1-61, 7-13	1016219	6-11
1014207	12-13	1015426	9-17	1016230	4-25
1014213	6-7	1015453	6-25	1016267	4-25
1014214	6-7	1015457	6-25	1016269	6-7
1014217	6-7	101547601	3-7, 3-13	1016287	4-25
1014259	17-9	1015524	17-5	1016289	11-5
1014264	17-9	1015525	1-45	1016319	5-15
1014276	6-17, 6-19	1015526	4-25	1016320	5-15
1014287	11-5	1015528	4-13, 4-15	1016337	12-11
1014288	6-7, 7-15, 11-5	1015583	6-17, 6-19, 6-21, 6-23	1016338	12-11
1014289	7-7	1015597	6-5, 6-13, 6-15	1016346	6-15
1014305	17-3	1015613	6-25	1016349	6-15
1014306	1-21, 1-39, 4-29	1015614	6-25	1016350	6-15
1014375	7-15	101562711	1-47	1016351	6-15
1014392	1-39	101562712	1-47	1016353	6-15
1014435	1-25	101562714	1-47	1016356	4-5, 4-7, 4-9, 13-7, 13-9
101444101	1-25	101562715	1-47	1016363	4-7, 4-9
1014453	11-5	101564804	1-47	1016365	4-21
1014454	11-7	101564805	1-47	1016366	4-7, 4-9
1014471	1-51, 1-53, 1-55, 1-57, 1-59, 1-61, 1-63, 1-65	101564807	1-47	1016384	6-17, 6-19
1014496	17-5	101564808	1-47	1016385	6-15
1014497	17-5	1015649	8-3	1016386	6-17, 6-19
1014498	17-5	101570506	2-3	1016387	6-17, 6-19
1014507	17-5	101570507	2-3	1016389	6-17, 6-19
1014508	17-5	101570509	2-3	101641002	17-5
1014510	17-5	101570514	2-3	101641101	17-11
1014523	9-3, 9-5	101570516	2-3	101641201	17-9
1014530	4-27	1015707	2-3	101641202	17-3
1014540	4-29	1015720	4-31, 13-17	1016413	17-9
1014555	6-21, 6-23	1015737	7-3, 7-5, 7-13	1016414	17-9
1014771	2-5	1015741	4-5, 4-7, 4-9, 7-13	1016415	17-9
1014807	7-13, 12-3	1015752	7-13, 9-17, 13-5	1016416	17-3
1014808	12-3	1015760	6-25	1016417	17-3
1014902	6-23	1015768	4-25	1016418	17-7
1014928	9-3, 9-5	1015770	4-25	1016423	4-5, 4-7, 4-9, 7-13
1014948	7-13	1015814	10-3	101642575	9-7
1015010	4-25	101584502	9-11	101642578	9-7
101503202	1-7	1015878	7-13, 12-3	101642580	9-7
1015072	13-13, 13-15	1015902	1-21, 1-37	101642582	9-7
1015075	1-3	1015914	16-3, 16-5, 16-7, 16-9	101642585	9-7
1015091	1-47, 1-51, 1-53, 1-55, 1-57, 1-59, 1-61, 1-63, 1-65	1015917	16-3, 16-7, 16-9	1016429	8-7
1015137	9-3, 9-5, 9-9	1015921	9-5	1016432	8-7, 12-9
1015139	9-3, 9-5, 9-13, 9-15	1015932	7-9	1016436	8-9
1015143	9-3, 9-5	1015969	8-3	1016437	9-7
1015156	4-25	1016003	9-3	1016438	9-9
1015167	4-25	1016004	9-5	1016440	8-9, 9-9
1015170	4-25	1016011	11-5	1016441	9-9
1015187	4-25	1016074	7-9	1016444	9-9
101524002	7-9	101611003	17-9	1016445	8-5
1015332	7-3, 7-5, 8-3	101611402	15-5	1016449	8-9
1015345	7-13	1016154	6-11	1016450	8-9
1015372	7-13	101615504	6-3	1016452	8-9
		1016156	6-3, 6-11	1016454	8-11
		1016183	6-7	1016455	8-5

INDEX

1016456	8-3, 8-5	1016569	8-9	101692501	1-3
1016457	8-7	1016570	8-7	101692502	1-3
1016458	8-9	1016571	8-13	101692504	1-3
1016467	8-7	1016572	9-9	101692506	1-3
1016470	8-13	1016573	5-13, 5-21	101692509	1-3
1016472	8-11	1016576	8-7	101692510	1-3
1016473	8-7	1016578	8-5	101692511	1-3
1016474	8-9	1016579	8-5	101692512	1-3
1016479	8-9	1016581	8-7	101692513	1-3
1016480	9-9	1016582	9-9	101692514	1-3
101648102	9-9	1016583	8-9	101692515	1-3
101648203	8-7	1016584	8-11	1016929	4-25
1016483	8-9	1016585	9-7	101693201	3-7, 3-13
1016486	9-7	1016586	8-5	101693901	1-3
1016489	8-9	1016587	8-5	101693902	1-3
101649002	9-9	1016588	8-5	101693904	1-3
1016494	8-11	101661601	13-13	101693906	1-3
1016496	8-11	101661602	13-13	101693909	1-3
1016497	8-5	1016627	17-7	101693910	1-3
1016499	9-7	1016630	4-13	101693911	1-3
1016501	9-7	1016663	6-3, 6-11	101693912	1-3
1016502	8-7	1016668	1-49	101693913	1-3
1016506	8-11	1016672	12-13	101693914	1-3
1016507	8-3	101674702	5-9	1016952	1-11
1016510	8-11	101674704	5-11	1016967	1-3, 13-17
1016513	12-9	1016751	1-19	1016997	7-13
101651406	2-5	101675511	1-19	1017006	7-3, 7-5, 7-13
101651407	2-5	101675512	1-19	1017029	5-3
101651409	2-5	101675514	1-19	1017035	4-33
101651414	2-5	101675515	1-19	101705701	3-3, 3-9
101651416	2-5	101677701	1-19	1017062	4-3
1016517	8-9	101677702	1-19	1017064	4-3
1016518	8-9	101677703	1-19	1017065	4-3
1016519	8-9	101677705	1-19	101707402	4-11
1016521	8-11	1016781	1-51, 1-53, 1-55, 1-57	1017075	4-11
1016531	8-3	1016793	1-51, 1-53, 1-55, 1-57	1017080	1-3
1016535	8-11	1016794	1-51, 1-53, 1-55, 1-57	1017082	12-9, 12-15
1016537	8-7	101679901	1-53, 1-57	101708301	1-11
1016538	8-11	101679902	1-51, 1-55	1017141	1-39
1016539	8-3	1016801	11-5	1017185	1-51, 1-53, 1-55, 1-57
1016541	8-13	1016811	1-11	1017188	11-3
1016544	8-5, 8-9, 8-11	1016813	6-25	1017189	16-11
1016546	9-11	1016814	6-25	1017203	9-3, 9-5
1016547	8-3, 8-13, 9-9	1016835	1-49	1017211	5-15
1016549	8-9	1016842	1-49	1017226	6-9
1016551	17-11	1016849	4-13, 4-15, 4-31	1017231	12-9
1016552	17-11	1016851	4-13, 4-15, 4-31	1017239	7-13
1016553	17-11	1016857	4-31	1017243	7-13
1016554	17-11	1016859	4-31	1017259	1-21
1016557	5-13, 5-21	1016868	1-3	1017266	6-15
1016560	8-9	1016879	4-3	1017273	6-3, 6-11
1016561	8-5	1016880	4-3	101728201	1-17
1016562	8-5, 8-13	1016883	7-9	101728202	1-35
1016563	8-9	1016901	11-5	101728203	1-17
1016564	8-11	1016904	8-9, 10-3	101728204	1-35
1016566	8-9	1016916	1-47	101728210	1-17

INDEX

101728211	1-35	1017474	8-3	101796201	5-5, 5-7
101728213	1-17	1017475	8-3	101796501	13-3
101728214	1-35	1017476	8-3	101796801	13-3
101728602	1-23	1017486	8-3	101799201	1-37
101728701	1-39	1017487	8-11	101800201	1-59, 1-61, 1-63, 1-65
101728702	1-39	1017490	8-5	101801001	13-3
101728704	1-39	1017500	8-3	101804301	4-13, 9-13, 9-15, 9-17
101728706	1-39	1017501	8-13	101805501	1-63, 1-65
101728708	1-39	1017502	8-13	101805502	1-63, 1-65
101728709	1-39	1017503	8-13	101805601	1-59, 1-61
101728710	1-39	1017504	8-11	101805801	1-59, 1-61
101728711	1-39	1017507	8-7	101806001	1-15
101728712	1-39	1017508	8-11	101806002	1-15
1017289	1-9	1017510	8-13	101806005	1-15
1017310	1-21, 1-37	1017511	8-11	101806901	1-41
1017313	6-7	1017512	8-13	101808401	17-3
1017314	6-7	1017513	8-11	101809101	17-5
1017315	6-7	1017514	8-11	101811301	9-13, 9-15
1017317	6-7	101751801	8-11	101811901	9-17
101734802	1-3	101751802	8-11	101812301	9-17
101737002	2-3, 2-5	101751803	8-11	101813001	9-17
1017378	5-5, 5-7	1017653	7-7	101813202	17-3
1017380	5-5, 5-7	1017686	11-7	101815301	1-51, 1-53
101738301	11-5	1017689	10-3	101815401	1-51, 1-53, 1-55, 1-57, 1-59, 1-61
101738302	11-5	101769302	2-3, 2-5	101815402	1-51, 1-53, 1-55, 1-57, 1-59, 1-61
1017384	1-35	1017696	5-5, 5-7	101816701	1-51
1017424	5-5, 5-7	1017699	4-33	101816702	1-53
1017434	8-9	1017705	13-3	101817401	5-5, 5-7
1017435	8-9	1017721	4-5, 4-23	101818801	5-7
1017442	8-7	1017724	4-11	101821501	9-17
1017443	8-9, 8-11	101773301	8-13	101821601	4-25
1017444	8-9	101773302	8-13	101823101	17-9
1017445	8-9	101773303	8-13	101824401	9-3, 9-5
1017446	8-9	101773304	8-13	101825101	3-5, 3-11
1017447	8-11	101773305	8-13	101825102	3-7, 3-13
1017448	8-5	101773306	8-13	101825103	4-17
101744901	8-13	101773307	8-13	101825701	9-13, 9-15
101744902	8-13	101773308	8-13	101826201	4-15
1017450	8-13	101773309	8-13	101826401	4-13
101745101	8-13	101773310	8-13	101827101	8-15
101745102	8-13	101773311	8-13	101828501	16-3, 16-7, 16-9
1017453	8-13	1017748	1-39	101828801	16-3
1017454	8-9	1017774	1-37	101828802	16-3
1017455	8-5	1017853	4-5, 4-7, 4-9	101828901	16-3, 16-5
1017456	8-7	101788201	1-31	101828902	16-3, 16-5
101745701	8-13	101788202	1-31	101828903	16-3, 16-5
101745702	8-13	101788204	1-31	101829001	16-7, 16-9
1017458	8-7	101788206	1-31	101830601	4-13, 4-15
1017460	8-7	101788208	1-31	101830701	4-13, 4-15, 4-19
1017461	9-7	101788209	1-31	101831101	16-3, 16-7, 16-9
1017463	8-5	101788210	1-31	101831401	13-13, 13-15
1017466	9-9	101788211	1-31	101831801	17-5
1017468	8-5	101788212	1-31	101831901	17-3
1017471	8-13	101791101	5-21	101832001	13-3
1017472	8-11	101791901	1-31, 1-33	101832202	9-11
1017473	8-9	1017936	1-39	101832302	9-11

INDEX

101832601	8-15	101871001	17-3	101891501	12-13
101832701	8-15	101874601	5-15	101891601	12-11
101833101	8-15	101874901	7-7	101891901	12-11
101833401	11-7	101875001	7-7	101892001	12-11
101833601	12-9	101875101	7-7	101892201	12-11
101833701	7-7	101875102	7-7	101892301	12-11
101833904	11-5	101875201	7-7	101892401	12-11
101834001	11-7	101875301	7-7	101892501	12-11
101834502	4-13, 4-15, 4-19	101875401	7-7	101892601	12-11
101834601	8-15	101875501	7-7	101892701	12-13
101834801	9-11, 12-9, 12-15	101875601	7-7	101892901	12-9
101835001	1-63, 1-65	101875701	7-7	101893201	12-11
101835101	1-63, 1-65	101875802	7-7	101893801	12-9
101835401	1-63, 1-65	101876001	7-7	101893901	12-11
101835501	1-59, 1-63	101876202	7-7	101894901	13-3
101835502	1-61, 1-65	101876301	7-7	101895401	15-3
101835601	4-21	101876402	7-7	101895501	15-3
101836201	11-7	101876501	7-7	101896501	7-7
101837001	1-43	101876901	6-13	101896901	9-3, 9-5
101837101	9-17	101877001	6-13	101897001	15-3
101837301	7-3, 7-5, 7-9	101877601	7-7	101897201	15-3
101837801	1-55, 1-57	101877701	7-7	101897401	15-3
101837802	1-55, 1-57	101878101	7-7	101897601	15-3
101838001	1-55	101878201	5-3	101898001	7-15
101838002	1-57	101878302	6-5	101903101	6-17, 6-19
101838401	16-5, 16-9	101879001	7-7	101903601	15-3
101838601	16-5, 16-9	101879401	6-5	101903701	15-3
101838701	16-7, 16-9	101879501	6-5	101905901	9-7
101839801	4-19	101879601	6-5	101906901	15-3
101839802	4-19	101879701	6-5	101908101	13-11
101839803	4-19	101879801	6-5	101908401	7-11, 13-11
101839804	4-19	101879901	6-5	101909201	8-5
101839805	4-19	101880001	6-5	101909301	8-5
101839806	4-19	101880101	6-5	101909401	8-5
101839807	4-19	101880201	6-5	101909501	8-5
101839808	4-19	101880301	6-5	101910401	1-37
101839809	4-19	101880701	5-13, 5-21	101910501	12-13
101839810	4-19	101880901	1-17, 1-35	101914001	15-5
101839811	4-19	101881501	4-29	101914401	4-5, 4-7, 4-9, 16-3, 16-5, 16-7, 16-9
101839812	4-19	101881601	4-29	101915201	3-7, 3-13
101840901	1-49	101881701	1-17, 1-35, 9-17	101916001	8-13
101841101	1-49	101884801	8-15	101916101	8-3
101841201	1-49	101884901	2-3, 2-5	101916201	8-5
101841202	1-49	101886101	9-11, 12-9, 12-15	101916301	8-5
101841301	1-49	101887101	17-3	101916701	7-9
101841901	16-7, 16-9	101887601	8-3	101917601	9-17
101851101	4-13, 4-15, 4-19	101889401	12-11	101918401	2-3
101856002	4-15	101890001	12-11	101918402	2-5
101856102	7-13	101890101	12-9	101918501	5-3
101859401	10-3	101890201	12-9	101919801	5-5, 5-7
101861901	5-5, 5-7	101890501	12-9	101920101	13-5
101862001	5-5	101890601	12-9	101921501	9-17
101865301	5-15	101890901	12-13	101922101	15-3
101869302	7-7	101891001	12-13	101922201	15-3
101870401	1-3	101891301	12-9	101922501	7-11
101870501	6-17, 6-19	101891401	12-13	101923001	15-3

INDEX

101923201	15-3	101972012	17-7	102169401	17-7
101923501	15-3	101972101	15-3	102186401	14-3
101923901	15-3	101972201	15-3	102196901	4-15, 13-7, 13-9
101925701	9-17	101972801	9-17	102197901	6-19
101926501	6-21	101973101	9-7	102198701	4-5
101926802	9-13	101973301	9-7	102199001	4-5
101926803	9-15	101973401	9-9	102199201	4-5
101926901	12-9, 12-21	101973501	16-5	102199301	4-5
101927101	12-9	101974701	4-19	102199401	4-5
101927201	12-9	101974702	4-19	102235201	14-3
101927301	12-9	101974703	4-19	102240501	13-17
101927501	12-11	101974704	4-19	102241501	17-7
101927601	12-11	101974705	4-19	102241502	17-7
101927701	12-11	101974706	4-19	102242101	11-7
101927901	12-11	101974707	4-19	102243402	17-7
101928001	12-11	101974708	4-19	102243403	14-3
101928101	12-11	101974709	4-19	102248803	17-7
101928301	12-13	101974710	4-19	102249901	17-3
101928601	12-9	101974711	4-19	102251501	17-7
101928701	12-9, 15-3, 17-7	101974712	4-19	102271601	8-11
101929401	6-21	101976601	16-5	102275401	16-3, 16-5, 16-7, 16-9
101932201	4-5, 4-7, 4-9	101978601	15-5	102278001	6-7
101932902	12-21	101980801	12-11	102292801	5-15, 5-17, 5-19
101933101	17-7	101980901	12-11	102304801	8-9
101933701	9-13, 9-15	101981001	12-11	102310701	1-31, 1-33, 1-39
101936101	15-5	101984801	6-7	102323101	5-3, 5-15, 5-17, 5-19
101936801	13-5	101987701	9-3, 9-5	102323201	5-3, 5-15, 5-17, 5-19
101939901	7-7	101987901	4-3	102330901	17-9
101942301	14-3	101988001	4-3	102336001	9-11
101946201	1-21	101988002	4-3	102336101	9-11
101953103	5-17	101988101	4-3	102352201	4-21
101953104	5-19	101988201	4-3	102354901	4-21
101953106	5-15	101990801	5-17, 5-19	102355301	7-15
101953801	8-3	101997802	4-29	102356601	15-3
101953803	8-3	101997803	4-29	102356801	15-3
101954301	1-17, 1-35, 1-37	101997902	4-29	102376001	12-3
101955001	6-15	101997903	4-29	102430901	8-13
101955101	4-27	102002801	13-13, 13-15	102440901	13-7, 13-9
101955301	9-3, 9-5	102002901	13-13, 13-15	102453001	12-11
101957101	4-5, 4-7, 4-9	102003201	9-3, 9-5	102453101	12-11
101958201	16-5	102004001	6-17	102508701	4-15
101958301	16-5	102005701	1-23	102515401	12-9, 12-15
101960501	3-7, 3-13	102026001	5-5, 5-7	102518001	3-5, 3-11
101963401	8-15	102031901	12-13	102518301	3-5, 3-11
101965401	16-11	102061201	17-9	102522001	9-5
101969701	4-27	102065901	8-15	102526201	12-3
101971301	9-17	102066201	6-23	102529201	4-11
101972001	17-7	102101001	13-5	102540301	8-15
101972002	17-7	102101101	13-5	102555501	17-3
101972003	17-7	102155801	11-7	102559901	2-7
101972004	17-7	102158701	3-15	102562401	17-3
101972005	17-7	102158901	5-5, 5-7	102570401	17-11
101972006	17-7	102162601	5-17, 5-19	102572401	4-15, 13-7, 13-9
101972007	17-7	102163001	1-23	102601501	17-5
101972009	17-7	102163101	1-23	102603501	17-5
101972011	17-7	102166901	5-17, 5-19	102605201	17-5

INDEX

102606101	17-5	102892901	16-5	102902301	12-19
102607501	17-5	102892902	16-5	102902401	12-19
102616701	12-3	102893001	16-9	102902501	12-19
102668801	17-9	102896801	12-15	102902601	12-19
102669901	17-7	102896901	12-15	102902701	12-19
102674001	17-5	102897201	12-17	102902801	12-19, 15-3
102674101	17-5	102897301	12-17	102912801	13-17
102674201	17-5	102897401	12-15	102915601	4-33
102674401	17-9	102897501	12-15	102915701	13-11
102674601	17-9	102897601	12-15	102917101	6-23
102675001	17-5	102897701	12-17	102918701	4-21
102675101	17-5	102897801	12-15	102938301	13-7, 13-9
102675201	17-5	102897901	12-15	102938601	14-3
102675301	17-5	102898001	12-17	102938701	14-3
102675401	17-5	102898101	12-17	102938801	14-3
102684602	12-3	102898201	12-15	102938901	14-3
102686101	17-3	102898301	12-17	102939001	14-3
102704901	14-3	102898401	12-17	102939101	14-3
102751601	9-3, 9-5	102898501	12-17	102939102	14-3
102753401	8-9	102898601	12-17	102939501	16-5
102764401	13-15	102898701	12-17	102940801	16-5, 16-7, 16-9
102764402	13-15	102898801	12-17	102945501	1-33
102766201	13-13, 13-15	102898901	12-17	102945502	1-33
102769701	13-17	102899001	12-17	102945504	1-33
102771701	15-3	102899101	12-15	102945506	1-33
102772402	13-17	102899201	12-15	102945508	1-33
102774501	13-17	102899301	12-17	102945509	1-33
102774601	13-17	102899401	12-15	102945510	1-33
102774701	13-17	102899501	12-17	102945511	1-33
102775101	14-3	102899601	12-17	102945512	1-33
102803401	7-13	102899701	12-15	102947502	9-3
102817101	13-17	102899801	12-15	102950101	16-11
102817201	13-17	102899901	12-17	102950301	4-17
102837001	16-7	102900001	12-15	102951701	14-3
102838101	13-11, 16-3, 16-7	102900101	12-15	102952301	9-5
102838401	8-5	102900201	12-15	102952302	9-3
102842401	3-17	102900301	12-15	102962303	4-17
102845101	3-5, 3-11, 13-11	102900401	12-17	102962602	4-17
102845203	13-13	102900501	12-17	102967601	3-5, 3-11
102845204	13-15	102900601	12-15	102969401	12-3
102845501	13-7, 13-9	102900701	12-17	102969801	12-3
102847801	16-3	102900801	12-19	102969901	12-3
102847802	16-3	102900901	12-15	102977001	4-13
102847803	16-3	102901001	12-17	102977002	4-15
102848701	13-3	102901101	12-17	102980801	13-13, 13-15
102859501	13-17	102901201	12-19	102980901	13-13, 13-15
102865101	9-3, 9-5	102901301	12-19	103173301	12-3
102869401	4-5, 4-7, 4-9, 4-13, 4-15	102901401	12-19	103174401	1-5
102871801	6-21, 6-23	102901501	12-19	103177401	12-3
102873401	13-13, 13-15	102901601	12-19	103180101	4-13, 4-15
102886301	15-3	102901701	12-19	103192701	12-3
102886401	15-3	102901801	12-19	103197301	7-3
102886501	15-3	102901901	12-19	103197401	7-5
102886601	15-3	102902001	12-19	103198201	13-13, 13-15
102890201	4-21	102902101	12-19	103198301	4-15
102891101	6-23	102902201	12-19	103198401	7-11

INDEX

103199001 4-13
103199101 4-13
103205401 3-3, 3-9
103205501 3-7, 3-13, 7-11
103210201 3-7, 3-13
103210301 3-5, 3-11
103218001 16-11
103218601 4-15, 13-7, 13-9
103222001 13-7
103222101 13-9
103234302 3-15
103254401 4-9
103255701 4-7, 4-9
103257101 4-7
103274001 1-29, 1-33
103274002 1-29, 1-33
103274004 1-29, 1-33
103274006 1-29, 1-33
103274008 1-29, 1-33
103274009 1-29, 1-33
103274010 1-29, 1-33
103274011 1-29, 1-33
103274012 1-29, 1-33
103274101 1-27, 1-31
103274102 1-27, 1-31
103274104 1-27, 1-31
103274106 1-27, 1-31
103274108 1-27, 1-31
103274109 1-27, 1-31
103274110 1-27, 1-31
103274111 1-27, 1-31
103274112 1-27, 1-31
103295101 12-5, 12-7
103295203 12-5
103295204 12-7
103345701 11-5
103348201 4-13
103348202 4-15
103348501 4-13, 7-3, 7-5
103348601 4-13
103350901 6-21
103351001 6-15
103351101 6-23
103354401 4-15
103369501 12-3
103397901 4-7, 4-9, 13-17
103414901 4-7, 4-9, 13-17
103459102 2-5
103459103 2-3
103464801 3-19
103477901 6-13
103582801 15-3
103694501 2-7
96704416 8-15

A

AC cord 16-3, 16-5, 16-7, 16-9
AC cord receptacle 16-5
accelerator bracket and bearing assembly 5-5, 5-7
accelerator cable 9-11
accelerator pedal 5-5, 5-7
accelerator pedal adjustment tool 17-3
accelerator pivot rod 5-5, 5-7
accelerator return spring 5-5, 5-7
accelerator rod 5-9, 5-11
access door 1-45
adapter
 cable (IQDM) 17-7
adhesive, guide ring 17-3
adjuster
 hydraulic brake 17-7
adjuster, lash 8-11
air box 9-17
air box top 9-17
air filter 9-17
air intake hose 9-17
ammeter 16-3, 16-5, 16-7, 16-9
anchor body 5-13, 5-21
anchor body kit 5-13, 5-21
anchor, piston 5-13, 5-21
anti-sway bar 6-25
A-plate strap 6-15
A-plate, delta 6-15
arbor 17-3
arm
 governor 9-11, 12-9, 12-15
 pivot 12-9
 rocker 8-9
armature 7-7, 14-3
armature conversion kit 7-7
armrest 1-21, 1-37, 1-49
assembly
 accelerator bracket and bearing 5-5, 5-7
 accelerator pivot rod 5-5, 5-7
 air box 9-17
 air box top 9-17
 armature 7-7
 axle 12-13
 bearing, steering shaft 6-7
 bell crank and shaft 7-13
 brush connector 7-7
 brush holder 7-7
 carburetor 9-7
 connecting rod 8-13
 cylinder head 8-9
 delta A-plate 6-15
 delta shock and gear support 6-15
 drive clutch 11-5
 drive hub 11-5
 driven clutch 11-7

 driven clutch fixed-face 11-7
 field coil 7-7
 float 9-7
 fuel tank vent 9-3, 9-5
 governor 12-11, 12-17
 headlight 4-3
 headlight harness 4-3
 idle screw 9-7
 inner ball joint 6-5
 kingpin 6-17, 6-19
 moveable-face 11-5, 11-7
 pilot air screw 9-7
 plug cap 8-5
 ratchet 5-3
 score card plate 6-11
 secondary clutch weight 11-5
 steering shaft 6-7
 steering wheel 6-3, 6-11
 turn signal lens 4-3
axle 12-9, 12-13, 12-19, 15-3
axle guard 12-21, 15-5
axle shaft oil seal 12-13, 12-19, 15-3
axle tube 12-13, 12-19, 15-3

B

backing plate, brake 5-13, 5-21
bag rest mat 1-39
ball bearing 8-11
ball joint 5-3, 5-9, 5-11, 6-5, 6-15, 12-5, 12-7
ball joint, left-hand thread 6-5, 6-15
ball stud 7-13, 12-9, 12-15
ball, shifter 12-11
ball, steel pressure relief 8-7
band, RPM limiter mount 8-5
bar, drive 13-5
bar, stabilizer 6-25
barb, vent 9-3, 9-5
barrel, plastic 1-3, 1-5, 1-27, 1-29, 1-31, 1-33, 1-39, 1-49, 16-11
battery cap, 6-volt 13-13, 13-15
battery charger 16-3, 16-5
battery charger case 16-3, 16-5, 16-7, 16-9
battery charger harness 13-7, 13-9
battery charger receptacle 13-3
battery charger retractable cord assembly 16-11
battery charger transformer 16-3, 16-5, 16-7, 16-9
battery charger wire assembly 16-5
battery charger, onboard 16-7, 16-9
battery clamp 7-15
battery condition indicator 4-15
battery discharge machine 17-3
battery hold-down 13-13, 13-15
battery hold-down rod 13-13, 13-15
battery insulator 1-43

INDEX

- battery light 4-15
 - battery terminal protector spray 17-3
 - battery thermometer 17-3
 - battery, 12-volt 7-15
 - battery, 6-volt, Trojan T105 13-13
 - battery, 6-volt, Trojan T105, moist 13-13
 - battery, 6-volt, Trojan T145 13-15
 - battery, 6-volt, Trojan T145, moist 13-15
 - bearing 15-3
 - ball 8-11
 - ball (motor) 14-3
 - ball (steering pinion) 6-5
 - cage roller 12-17
 - front wheel hub 6-13
 - hub 6-13
 - idler 11-5
 - inner axle tube 12-13, 15-3
 - lower pinion (steering) 6-5
 - needle 12-11
 - outer axle tube 12-13
 - pivot support 5-5, 5-7
 - steering shaft 6-7
 - thrust 6-17, 6-19
 - bearing and oil seal remover 17-3
 - bearing driver set 17-3
 - bearing puller 17-3
 - bearing puller wedge 17-3
 - bearing seat 6-7
 - bell crank and shaft 7-13
 - bellows 6-5
 - belt, drive 11-3
 - belt, starter/generator 7-9
 - belt, V 7-9
 - beverage holder 1-11
 - bezel, choke cable 9-13, 9-15
 - bezel, headlight 4-3
 - bezel, taillight 4-33
 - block, brake-mounting 5-3
 - block, fuse 4-5, 4-7, 4-9, 7-13
 - block, terminal 4-5, 4-7, 4-9, 13-7, 13-9
 - body kick plate 1-27, 1-29, 1-31, 1-33, 1-39
 - body, anchor 5-13, 5-21
 - body, center 1-31, 1-33
 - body, front 1-3
 - body, rear 1-39
 - bolt, U- 6-23
 - boot, steering column 6-7
 - boot, switch 7-11, 13-11
 - bottom, air box 9-17
 - box
 - air 9-17
 - differential 12-19
 - electrical component 7-13
 - steering gear 6-5
 - brace 1-63, 1-65
 - bracket 6-21
 - accelerator cable 9-11
 - adjustable starter/generator 7-9
 - battery charger 16-11
 - brake cable guide 6-15
 - brake light switch 4-5, 4-7, 4-9
 - FNR shifter 12-3
 - governor cable 9-11
 - headlight mounting 4-3
 - horn 4-27
 - hour meter 4-29
 - muffler mounting 10-3
 - oil filter mount 8-7
 - oil level switch 8-11
 - relay mounting 7-13, 16-7, 16-9
 - retaining 9-13, 9-15
 - RPM limiter 8-5
 - shock mounting, drv 6-23
 - shock mounting, pas 6-23
 - snubber 8-15
 - stabilizer bar mounting 6-25
 - starter/generator mounting 7-9
 - steering column 6-7
 - steering column mounting 6-7
 - throttle spring return 9-9
 - Tow/Run switch 7-11
 - brake actuator kit 5-13, 5-21
 - brake adjustment tool 17-3
 - brake backing plate 5-13, 5-21
 - brake cable 5-15, 5-17, 5-19
 - brake cable equalizer 5-15, 5-17, 5-19
 - brake cable hanger 6-21
 - brake cable release tool 17-3
 - brake cluster 5-13, 5-21
 - brake drum 5-13, 5-21
 - brake lever arm 5-13, 5-21
 - brake light switch bracket 4-5, 4-7, 4-9
 - brake mounting block 5-3
 - brake pedal 5-3
 - brake pedal adjustment tool 17-3
 - brake pedal pad 5-3
 - brake pedal tension tool 17-3
 - brake relay kit, 12-volt 4-5
 - brake return spring 5-17, 5-19
 - brake shoe 5-13, 5-21
 - brake spring 5-13, 5-21
 - breaker, circuit 16-5, 16-9
 - breather 12-9, 12-15, 15-3
 - brush and screw set 7-7
 - brush box assembly 14-3
 - brush connector 7-7
 - brush cover kit, starter/generator 7-7
 - brush holder 7-7
 - brush inspection port cover 7-7
 - brush kit, motor 14-3
 - brush plate
 - starter/generator 7-7
 - brush port cover 7-7
 - brush rigging 14-3
 - brush spring 14-3
 - brush spring set 7-7
 - brush spring, starter/generator 7-7
 - brush terminal, starter/generator 7-7
 - brush, motor 14-3
 - bulb, headlight 4-3
 - bulb, strobe light 4-25
 - bulb, tail light 4-33
 - bumper 1-25
 - drive unit (motor) 14-3
 - front 1-3
 - front, heavy duty 1-3
 - front, kit 1-3
 - rubber 1-47, 5-3
 - seal, long 1-17
 - side trim 1-49
 - spring return 5-5, 5-7
 - bumper guard vinyl trim 1-31, 1-33
 - bumper, heavy-duty 1-3
 - bumper, seat 1-35
 - bushing 7-13, 11-5, 12-3
 - bronze 6-13
 - nylon 5-3
 - spindle 6-13
 - stabilizer bar 6-25
 - steel 6-17, 6-19, 6-21, 6-23
 - urethane 6-15, 6-17, 6-19, 6-21, 6-23
 - bushing support 6-25
 - button, drive 11-7
 - buzzer, reverse 4-13, 4-15, 4-31
- ## C
- cable
 - accelerator 9-11
 - brake 5-15, 5-17, 5-19
 - choke 9-13, 9-15
 - FNR shifter 12-5, 12-7
 - governor 9-11
 - IQDM 17-7
 - calibration test module 17-3
 - cam
 - driven clutch 11-7
 - electrical component box 7-13
 - cam installation tool 17-3
 - cam, FNR shifter 12-3
 - camshaft 8-11
 - camshaft shim 8-11
 - camshaft spring 8-11
 - canopy 1-51, 1-53, 1-55, 1-57
 - canopy brace 1-51, 1-53, 1-55, 1-57, 1-59, 1-61, 1-63, 1-65
 - canopy hardware 1-59, 1-61, 1-63, 1-65
 - canopy top, beige 1-61, 1-65
 - canopy top, white 1-59, 1-63

INDEX

- canopy trim plate 1-51, 1-53, 1-55, 1-57, 1-59, 1-61, 1-63, 1-65
 - cap
 - battery, 6-volt 13-13, 13-15
 - dust 4-15, 13-7, 13-9
 - fuel tank 9-3, 9-5
 - key switch 4-13, 4-15, 4-19
 - plug 8-5
 - seat back 1-19
 - cap, hub, 7 prong 2-7
 - carburetor 9-7
 - carburetor float level tool 17-7
 - carburetor gasket 9-9
 - carburetor insulator 9-9
 - carburetor mounting gasket 9-9
 - card, safety first 17-9
 - case
 - battery charger 16-3, 16-5, 16-7, 16-9
 - differential gear 12-13
 - gear 12-9, 12-15, 15-3
 - rocker 8-9
 - center body 1-31, 1-33
 - charger
 - wire assembly kit 16-3, 16-7, 16-9
 - charger bezel tool 17-3
 - charger harness 13-7, 13-9
 - charger receptacle 13-3
 - charger, battery 16-3, 16-5
 - charger, battery, onboard 16-7, 16-9
 - choke cable 9-13, 9-15
 - choke cable bezel 9-13, 9-15
 - choke valve 9-17
 - circuit breaker 13-11, 16-3, 16-5, 16-7, 16-9
 - clamp
 - battery 7-15
 - cable retaining 9-11
 - hose 9-3, 9-5, 9-9, 9-17
 - muffler hose 10-3
 - clevis, upper delta 6-17, 6-19
 - clip
 - meter 4-13
 - clip, score card 6-11
 - cluster idler gear 12-11
 - cluster, brake 5-13, 5-21
 - clutch alignment tool 17-5
 - clutch removal tool 17-3
 - clutch repair kit 11-7
 - clutch tool kit 17-5
 - clutch weight 11-5
 - clutch, driven 11-7
 - coil, field 7-7
 - coil, ignition 8-5
 - collet 8-9
 - column, steering 6-7
 - communication display module 17-5
 - component box, electrical 7-13
 - component mounting plate 13-17
 - component mounting plate cover 13-17
 - compression gauge 17-5
 - compression mount 6-25
 - compressor, piston ring 17-9
 - compressor, valve spring 17-11
 - computer, onboard 13-17
 - conduit 4-25
 - connecting bar 1-49
 - connecting rod 8-13
 - connector, a- 7-7
 - continuity tester 17-5
 - control board 16-7, 16-9
 - controller, speed 13-17
 - converter, DC/DC 4-21
 - cord connector 8-11
 - cord, AC 16-3, 16-5, 16-7, 16-9
 - cord, DC 16-3, 16-5, 16-7, 16-9
 - cord, retractable, assembly 16-11
 - counterbalance guide shaft 8-13
 - counterbalance weight 8-13
 - cover
 - brush inspection port 7-7
 - brush port 7-7
 - crankcase 8-11
 - dust 5-13, 5-21, 6-13
 - electrical box 7-13
 - fuse block 4-7, 4-9
 - oil pump 8-7
 - rocker switch hole 4-13, 4-15
 - screw head 4-13, 4-15
 - steering column 6-7
 - wheel 2-7
 - cover, steering column 4-11
 - cowl 1-3
 - crankcase 8-13
 - crankcase cover 8-11
 - crankcase vent tube 9-9
 - crankshaft 8-13
 - crankshaft rod 8-13
 - crankshaft shim 8-13
 - cross brace 1-63, 1-65
 - C-type stop ring 6-5
 - cup holder 1-11
 - cup, spring 5-5, 5-7
 - current limiter 16-5
 - cushion, shock absorber 6-21, 6-23
 - cutter, valve seat 17-5, 17-11
 - cylinder head 8-9
- ## D
- damper, RPM limiter 8-5
 - dash component 1-7
 - dash panel 4-13, 4-15
 - DC cord 16-3, 16-5, 16-7, 16-9
 - DC/DC converter 4-21
 - decals
 - 4-gauge wire warning 3-5, 3-11
 - battery danger 3-5
 - driver/passenger 3-7, 3-13
 - electrical cover safety 3-5, 3-11
 - FNR 3-5, 3-7, 3-11, 3-13
 - four-passenger warning 3-3, 3-9
 - frame ground 3-7, 3-13
 - IQ Plus 3-17
 - key switch 3-7, 3-13
 - on/off 3-5, 3-11
 - operating instructions 3-7, 3-13
 - operating instructions (electric) 3-5, 3-11
 - passcode 4-17
 - rollover warning 3-3, 3-9
 - rotating parts 3-7, 3-13
 - run/service switch 3-7, 3-13, 7-11
 - Tow/Run switch 3-5, 3-11, 13-11
 - Villager 3-15
 - delta A-plate 6-15
 - delta A-plate sub-assembly 6-15
 - delta shock and gear support 6-15
 - DF-terminal insulator 7-7
 - diagnostic port 4-15, 13-7, 13-9
 - diesel tachometer probe 17-9
 - differential drive unit 12-9, 15-3
 - differential gear 12-13, 15-3
 - differential gear case 12-13, 12-19
 - differential guard 12-21, 15-5
 - differential housing 15-3
 - differential idler gear 12-13
 - differential pin 12-13
 - diode 7-13
 - dipstick 8-3
 - door, access 1-45
 - drain plug 8-7, 12-15
 - drain plug gasket 8-7, 12-9, 12-15
 - drink holder 1-11
 - drive bar 13-5
 - drive belt 11-3
 - drive button 11-7
 - drive clutch assembly 11-5
 - drive clutch button 11-5
 - drive clutch fixed sheave tool 17-5
 - drive clutch fixed-face 11-5
 - drive clutch holder tool 17-5
 - drive clutch hub puller 17-5
 - drive clutch puller 17-5
 - drive clutch pulley 11-5
 - drive clutch spider removal tool 17-5
 - drive clutch spring 11-5
 - drive clutch weight 11-5
 - drive hub 11-5
 - drive selector shaft 12-9, 12-15
 - drive unit bumper 14-3
 - drive unit guard 12-21, 15-5

INDEX

driven clutch 11-7
driven clutch button 11-7
driven clutch cam 11-7
driven clutch cam puller 17-5
driven clutch fixed-face assembly 11-7
driven clutch puller plug 17-5
driven clutch spring compression base tool 17-5
driven clutch spring compression collar tool 17-5
driven clutch spring compression nut tool 17-5
driver, drive clutch 11-5
drum, brake 5-13, 5-21
dry moly lubricant 17-7
duct, intake 9-13, 9-15
dust cap 4-15, 13-7, 13-9
dust cover 5-13, 5-21, 6-13

E

eccentric adjustment screw 6-17, 6-19
E-clip 5-15, 5-17, 5-19
electrical box cover 7-13
electrical component box 7-13
end bell, commutator 7-7
end bell, output shaft 7-7
end cap, motor 14-3
engine 8-3
engine mounting plate 8-15
engine shroud 8-3
equalizer pivot 5-15
equalizer rod 5-15, 5-17, 5-19
equalizer, brake cable 5-15, 5-17, 5-19
exhaust system 10-3
exhaust valve 8-9
extrusion, fender 1-3
extrusion, plastic 1-25

F

face, moveable 11-5, 11-7
fan housing 8-3
fan shroud 8-3
fan, flywheel 8-5
fender extrusion 1-3
fender, inner 1-39
field coil 7-7
field coil housing 7-7
fill plug 12-9, 12-15
fill plug gasket 12-15
filter
 air 9-17
 fuel 9-3, 9-5
 oil 8-7
 oil pump 8-7
fitting, thread-forming grease 6-5, 6-13, 6-15
fixed-face, drive clutch 11-5

fixed-face, driven clutch 11-7
float 9-7
floor mat 1-7, 1-9
flywheel 8-5
flywheel fan 8-5
flywheel fan plate 8-5
flywheel puller 17-7
FNR closeout brush 4-13
FNR shift lever 12-9, 12-15
FNR shifter 12-3
FNR shifter bracket 12-3
FNR shifter cable 12-5, 12-7
FNR shifter cam 12-3
foam, seat 1-47
foot rest 1-49
foot rest mat 1-49
fork, shift 12-11, 12-17
frame and field, motor 14-3
frame and field, starter/generator 7-7
front body 1-3
front body support 1-39
front bumper 1-3
front bumper kit 1-3
front spring retainer plate 6-17, 6-19
F-terminal hardware 7-7
f-terminal insulator 7-7
fuel filter 9-3, 9-5
fuel gauge sending unit 9-5
fuel line 9-3, 9-5, 9-9
fuel meter 4-13
fuel pump, impulse 9-3, 9-5
fuel tank 9-3, 9-5
fuel tank cap 9-3, 9-5
fuel tank strap 9-3, 9-5
fuel tank vent 9-3, 9-5
fuse 13-3, 16-3, 16-5, 16-7, 16-9
 10-amp 7-13
 20-amp 4-5, 4-7, 4-9, 7-13
 3/8-amp 13-3
fuse and receptacle 13-3
fuse block 4-5, 4-7, 4-9, 7-13
fuse block cover 4-7, 4-9

G

gasket
 carburetor 9-9
 carburetor mounting 9-7, 9-9
 crankcase cover 8-9, 8-11
 drain plug 8-7, 12-9
 drain plug, fill plug 12-15
 exhaust 8-9, 10-3
 head 8-9
 insulator 8-9, 9-9
 liquid 12-9, 15-3, 17-7
 plug 15-3
 rocker case 8-9

 seat 1-35
 sending unit 9-5
 taillight 4-33
gasket kit, FE350 8-9
gauge, battery condition 4-15
gauge, compression 17-5
gauge, fuel-hour 4-13
gear
 25 tooth 12-17
 28 tooth 12-17
 case 12-15
 cluster idler 12-11
 differential 12-13, 12-19, 15-3
 differential idler 12-13, 15-3
 differential output 15-3
 helical 8-13, 12-11, 12-13
 planetary 12-19
 speed governor 12-17
 spur 8-13, 12-11
 sun 12-19
 synchro 12-11
gear yoke 17-7
gearcase 12-9, 15-3
governor 12-11, 12-17
governor arm 9-11, 12-9, 12-15
governor cable 9-11
governor cable bracket 9-11
governor shaft installation tool 17-7
grip, pencil 6-11
grommet 1-15, 9-3, 9-5, 9-13, 9-15
 ignition 8-5
guard, differential 12-21, 15-5
guard, splash 1-5
guide
 intake valve 8-9
 valve 8-9
 valve seat cutter 17-11
guide ring adhesive 17-3

H

handrail 1-49
hanger, brake cable 6-21
hardware, canopy 1-63, 1-65
hardware, F-terminal 7-7
harness, battery charger 13-7, 13-9
harness, headlight 4-7, 4-9
harness, lighting 4-7
harness, wire 4-21, 7-3, 7-5, 13-7, 13-9
harness, wire, lighting 4-9
head gasket 8-9
head, cylinder 8-9
headband, sealed, motor 14-3
headband, vented, motor 14-3
headlight 4-3
headlight assembly 4-3
headlight bulb 4-3

INDEX

headlight harness 4-3
headlight retainer 4-3
headlight wire harness 4-7, 4-9
heat shrink tube 16-11
heatsink and rectifier 16-3, 16-5, 16-7, 16-9
heavy-duty bumper 1-3
helical gear 8-13, 12-11, 12-13
hill brake rod 5-3
hill brake weld assembly 5-3
hinge assembly 1-47
hinge pin 1-47
hinge plate 1-17, 1-27, 1-29, 1-31, 1-33, 1-35, 1-39
hinge, long 1-47
hold-down rod, battery 13-13, 13-15
hold-down, battery 13-13, 13-15
holder, cup 1-11
hole plug 4-15
horn 4-27
horn bracket 4-27
horn button and wire assembly 4-27
hose
fuel 9-3, 9-5
hose, air intake 9-17
hour meter 4-13, 4-29
hour meter, 36-48 volt 4-29
housing
2-pin 13-5
3-pin 13-5, 14-3
differential 15-3
fan 8-3
field coil 7-7
hub 6-13
hub bearing 6-13
hub cap 2-7
hub cap, 7 prong 2-7
hub, synchronizer clutch 12-11
hydraulic brake adjuster 17-7
hydrometer 17-7

I

idle screw assembly 9-7
idler bearing 11-5
idler gear, differential 15-3
ignition coil 8-5
indicator, battery condition 4-15
inner frame snubber 8-15
input shaft 15-3
insert, synchronizer 12-11
instrument panel 4-13, 4-15
insulating washer 14-3
insulator gasket 8-9, 9-9
insulator, battery 1-43
insulator, carburetor 9-9
insulator, motor terminal 14-3
intake duct 9-13, 9-15

intake pipe 9-9
intake valve 8-9
intermediate shaft 15-3
intermediate steering shaft 6-9
internal retaining ring pliers 17-7
IQ display module (IQDM) 17-7

J

jet, main 9-7
jet, pilot 9-7
joint
ball 5-3, 5-9, 5-11, 6-15, 12-5, 12-7
left-hand thread ball 6-5, 6-15

K

key
crankshaft 8-5, 8-13
driven clutch 11-7
On/Off 4-13, 4-15
square 11-7
starter/generator 7-7
woodruff 12-9
key switch 4-13
key switch cap 4-13, 4-15, 4-19
key switch, On/Off 4-15
key switch, uncommon 4-19
kick plate, body 1-27, 1-29, 1-31, 1-33, 1-39
kingpin 6-17, 6-19
kit
2-pin housing 13-5
3-pin housing 13-5, 14-3
accelerator pivot rod 5-5, 5-7
anchor body 5-13, 5-21
armature conversion 7-7
brake actuator 5-13, 5-21
brake cable 5-15
brake pedal 5-3
brake pedal adjustment tool 17-3
brake relay 4-5
brake shoe 5-13, 5-21
brake shoe retainer 5-13, 5-21
clutch repair 11-7
DC/DC converter 4-21
differential gear case 12-13
drive clutch button 11-5
drive clutch weight 11-5
driven clutch button 11-7
equalizer, brake 5-15
fixed-face drive 11-5
front bumper 1-3
fuel tank 9-5
gasket, FE350 8-9
heavy-duty front bumper 1-3
hour meter 4-29
hub cap 2-7

IQ display module (IQDM) 17-7
mirror 1-13
motor brush 14-3
motor brush lead assembly 14-3
motor brush spring 14-3
motor speed sensor 14-3
park brake latch 5-3
park brake pedal 5-3
relay, 48V 4-7, 4-9, 13-17
reverse buzzer 4-31
shock absorber cushion 6-21, 6-23
shoe retainer 5-13, 5-21
smartkey 4-17
steering column mounting bracket 6-7
strobe light 4-25
taillight hardware 4-33
tune-up 17-9
turn signal 4-11
wheel cover 2-7
windshield, hinged 1-23
windshield, one-piece 1-25
wire assembly, charger 16-3, 16-7, 16-9
knob, forward/reverse 12-3

L

lamp, strobe light 4-25
lamp, turn signal and socket 4-11
lash adjuster 8-11
latch, air box 9-17
latch, park brake 5-3
leaf spring 6-17, 6-19, 6-21, 6-23
lens, headlight 4-3
lens, strobe light 4-25
lens, taillight 4-33
lever
choke 9-17
drive selector 12-9
speed governor 12-15
transmission shift 12-9, 12-15
light
battery 4-15
oil 4-13
light, strobe 4-25
lighting wire harness 4-7
limit switch 4-5, 4-7, 4-9, 7-13, 12-3
limiter
current 16-5
RPM 8-5
voltage 4-5, 4-23
line, fuel 9-3, 9-5, 9-9
link, rack and pinion drag 6-5
link, stabilizer bar 6-25
liquid gasket 12-9, 15-3, 17-7
low oil warning light 4-13
lubricant, dry moly 17-7
lubricant, moly-teflon 14-3, 17-7

INDEX

lug nut 2-3, 2-5
lug stud 12-13, 12-19, 15-3

M

magnet, speed sensor 14-3
main jet 9-7
mat, floor 1-7, 1-9
mat, foot rest 1-49
MCOR 13-5
meter clip 4-13
meter, hour 4-29
meter, volt ohm 17-11
mirror 1-13
mirror, rear view 1-13
module
 calibration test 17-3
 communication display 17-5
moly-teflon lubricant 17-7
motor
 48-volt IQ Plus 14-3
motor brush 14-3
motor brush kit 14-3
motor brush lead assembly kit 14-3
motor brush spring 14-3
motor bumper 14-3
motor controller 13-17
motor end cap 14-3
motor frame and field 14-3
motor headband, sealed 14-3
motor headband, vented 14-3
motor magnet, speed sensor 14-3
motor speed sensor 14-3
motor speed sensor kit 14-3
motor terminal and lead assembly 14-3
motor terminal insulator 14-3
mount, compression 6-25
mounting block, brake 5-3
moveable-face 11-5, 11-7
muffler hose clamp 10-3

N

nameplate kit, amber 3-15
needle bearing 12-11
nozzle, main 9-7
nut, lug 2-3, 2-5

O

OBC 13-17
oil conveyor 12-15
oil filler tube 8-3
oil filter 8-7
oil filter mount bracket 8-7
oil filter screen 8-11
oil filter screen plate 8-11
oil level sensor 8-11

oil level switch bracket 8-11
oil pump and rotor 8-7
oil pump cover 8-7
oil pump filter 8-7
oil pump plate 8-7
oil seal 8-9, 8-11, 8-13, 12-9, 12-11
oil warning light, low 4-13
onboard battery charger 16-7, 16-9
onboard computer 13-17
O-ring 8-3, 8-9, 8-11, 8-13

P

pad
 accelerator pedal 5-5, 5-7
 brake pedal 5-3
 park brake 5-3
paint, touch-up 17-7
panel, instrument 4-13, 4-15
panel, rear 16-11
park brake latch 5-3
park brake pedal 5-3
park brake rod sleeve 5-3
park brake spacer 5-3, 16-11
park brake torsion spring 5-3
pawl 5-3
pedal, accelerator 5-5, 5-7
pedal, brake 5-3
pedal, park brake 5-3
pencil grip 6-11
pilot air screw assembly 9-7
pilot jet 9-7
pin
 bow tie locking 5-15, 5-17, 5-19
 clevis 5-15, 5-17, 5-19
 differential 12-13
 piston 8-13
pinion, steering 6-5
pipe, intake 9-9
piston 8-13
piston anchor 5-13, 5-21
piston pin 8-13
piston ring 8-13
piston ring compressor 17-9
piston ring pliers 17-9
piston ring set 8-13
pivot arm 12-9
pivot support bearing 5-5, 5-7
plate
 body kick 1-29, 1-33, 1-39
 component mounting 13-17
 engine mounting 8-15
 flywheel fan 8-5
 front spring retainer 6-17, 6-19
 hinge 1-17, 1-27, 1-29, 1-31, 1-33, 1-35, 1-39
 oil filter screen 8-11

oil pump 8-7
receptacle backing 13-3
score card 6-3, 6-11
spring mounting 6-17, 6-19
steering wheel 6-3
thrust 12-11, 12-13
plate, canopy trim 1-51, 1-53, 1-55, 1-57, 1-59, 1-61, 1-63, 1-65
plate, Tow/Run switch 13-11
pliers
 internal retaining ring 17-7
 piston ring 17-9
 retaining ring 17-9
plug
 drain 8-7, 12-15
 driven clutch puller 17-5
 fill 12-9, 12-15
 hole 4-15
 spark 8-5
plug cap 8-5
pole set 7-7
port, diagnostic 4-15, 13-7, 13-9
press weldment 17-5
protector spray, battery terminal 17-3
puller
 bearing 17-3
 clutch 17-3
 drive clutch 17-5
 drive clutch hub 17-5
 driven clutch cam 17-5
 flywheel 17-7
 seal 17-9
 special use tool 17-9
pulley
 drive clutch 11-5
 starter-generator 7-7
 v-belt 7-7
pump, impulse fuel 9-3, 9-5
push rod 8-9

R

race, front hub bearing 6-13
rack and pinion drag link 6-5
rack guide pressure spring 6-5
rack, steering 6-5
ratchet, park brake 5-3
reamer, valve guide 17-9
rear panel 16-11
rear spring shackle 6-21
rear view mirror 1-13
receptacle and fuse 13-3
receptacle backing plate 13-3
receptacle, AC cord 16-5
receptacle, battery charger 13-3
rectifier with heatsink 16-3, 16-5, 16-7, 16-9
reel assembly, retractable 16-11

INDEX

- regulator, voltage 7-13
- relay 4-7, 4-9, 7-13, 13-17
- relay mounting bracket 7-13, 16-7, 16-9
- relay, 12-volt 4-5
- relay, 48V 4-7, 4-9, 13-17
- relay, 48-volt 16-3, 16-5, 16-7, 16-9
- relay, brake, kit, 12-volt 4-5
- remover, bearing and oil seal 17-3
- retainer
 - accelerator pedal spring 5-5, 5-7
 - brake shoe 5-13, 5-21
 - headlight 4-3
 - shock absorber cushion 6-21, 6-23
 - spring (drive clutch) 11-5
 - valve spring 8-9
- retaining bracket 9-13, 9-15
- retaining ring 6-7
- retaining ring pliers 17-9
- return spring bumper 5-5, 5-7
- reverse buzzer 4-13, 4-15, 4-31
- rim, wheel, white 2-5
- ring
 - C-type stop 6-5
 - piston 8-13
 - retaining 6-7, 7-13, 11-5, 11-7
 - snap 6-5, 8-9, 8-13
 - spiral backup 11-5
 - synchronizer 12-11
- rivet, blind push 1-3, 13-17
- rock guard 12-21, 15-5
- rocker arm 8-9
- rocker case 8-9
- rocker case gasket 8-9
- rocker shaft 8-9
- rocker switch 4-15
- rocker switch (lights) 4-5, 4-7, 4-9, 4-13, 4-15
- rod
 - accelerator 5-9, 5-11
 - accelerator pivot 5-5, 5-7
 - battery hold-down 13-13, 13-15
 - connecting 8-13
 - crankshaft 8-13
 - equalizer 5-15, 5-17, 5-19
 - hill brake 5-3
 - push 8-9
 - shift 12-11
 - tie 6-15
- RPM limiter 8-5
- RPM limiter bracket 8-5
- RPM limiter damper 8-5
- RPM limiter mount band 8-5
- rubber bumper 1-47
- S**
- safety first card 17-9
- score card clip 6-11
- score card plate 6-11
- screen, oil filter 8-11
- screw, eccentric adjustment 6-17, 6-19
- screw, valve clearance adjuster 17-9
- seal
 - intake 9-17
 - lip 15-3
 - oil 8-9, 8-11, 8-13, 12-9, 12-11, 12-13, 12-19, 15-3
 - steering pinion dust 6-5
 - vertical socket dust 6-5, 6-15
- seal puller 17-9
- sealant 12-9, 15-3
- seat
 - spring 8-9
 - valve 8-7
- seat back 1-19
- seat back assembly 1-19
- seat back cap 1-19
- seat back, white 1-19
- seat bottom assembly 1-17, 1-35, 1-47
- seat bumper 1-35
- seat cover, vinyl 1-47
- seat foam 1-47
- seat gasket 1-35
- seat support, four-passenger 1-47
- seat, bearing 6-7
- sending unit, fuel gauge 9-5
- sensor, motor speed 14-3
- sensor, oil level 8-11
- set, brush and screw 7-7
- set, pole 7-7
- shackle weldment 6-23
- shackle, rear spring 6-21
- shaft
 - counterbalance guide 8-13
 - drive selector 12-9, 12-15
 - input 15-3
 - intermediate 15-3
 - intermediate steering 6-9
 - rocker 8-9
 - steering column 6-7
 - transmission 12-11, 12-17
- shaft, reverse gear 12-17
- shaft, secondary
 - transmission 12-17
- shift fork 12-11, 12-17
- shift lever 12-9, 12-15
- shift rod 12-11
- shifter, FNR 12-3
- shim, camshaft 8-11
- shim, crankshaft 8-13
- shock absorber 6-15, 6-21, 6-23
- shock absorber cushion 6-21, 6-23
- shock absorber cushion retainer 6-21, 6-23
- shock mounting bracket, drv 6-23
- shock mounting bracket, pas 6-23
- shoe retainer kit 5-13, 5-21
- shoe, brake 5-13, 5-21
- shroud 8-3
- shroud, engine 8-3
- shroud, fan 8-3
- signal, turn 4-11
- sleeve
 - delta A-plate 6-15
 - governor 12-11
 - park brake rod 5-3
 - synchronizer 12-11
- smartkey 4-17
- snap ring 6-5, 8-9, 8-13
- snubber bracket 8-15
- snubber, inner frame 8-15
- socket 6-5, 6-15
- solenoid 13-17
- solenoid, 12-volt 7-13
- spacer
 - accelerator pivot rod 5-5, 5-7
 - park brake 5-3, 16-11
- spanner wrench 17-9
- spark plug 8-5
- speed controller 13-17
- speed sensor 14-3
- speed sensor magnet 14-3
- speed sensor, motor 14-3
- spindle 6-13
- spiral backup ring 11-5
- splash guard 1-5
- spray, battery terminal protector 17-3
- spring
 - accelerator return 5-5, 5-7
 - brake 5-13, 5-21
 - brake return 5-17, 5-19
 - brush 7-7, 14-3
 - camshaft 8-11
 - compression 6-11
 - drive button 11-5
 - drive clutch 11-5
 - driven clutch 11-7
 - extension return 9-17
 - leaf 6-17, 6-19, 6-21, 6-23
 - park brake torsion 5-3
 - rack guide pressure 6-5
 - shifter 12-11
 - steering shaft compression 6-7
 - synchronizer 12-11
 - throttle return 9-9
 - valve 8-9
- spring cup 5-5, 5-7
- spring mounting plate 6-17, 6-19
- spring, motor brush 14-3
- spur gear 8-13, 12-11
- stabilizer bar 6-25

INDEX

- stabilizer bar link 6-25
 - stabilizer bar mounting bracket 6-25
 - starter/generator (cw) (model G425419) 7-7
 - starter/generator belt 7-9
 - starter/generator brush cover kit 7-7
 - starter/generator brush plate 7-7
 - starter/generator brush spring 7-7
 - starter/generator brush terminal 7-7
 - starter/generator frame and field 7-7
 - starter/generator pulley 7-7
 - steel bushing 6-17, 6-19, 6-21, 6-23
 - steel pressure relief ball 8-7
 - steering column 6-7
 - steering column bearing press tool 17-9
 - steering column cover 4-11
 - steering column retaining ring tool 17-9
 - steering gear box 6-5
 - steering pinion 6-5
 - steering pinion dust seal 6-5
 - steering rack 6-5
 - steering shaft assembly 6-7
 - steering shaft compression spring 6-7
 - steering wheel 6-3, 6-11
 - steering wheel plate 6-3
 - steering wheel puller tool 17-9
 - stem, valve 2-3, 2-5
 - stiffener, flywheel side 8-15
 - stiffener, PTO side 8-15
 - strap, A-plate 6-15
 - strap, fuel tank 9-3, 9-5
 - strobe light 4-25
 - strobe light lens 4-25
 - stud 8-15
 - lug 12-13, 12-19, 15-3
 - stud, ball 7-13, 12-9, 12-15
 - support yoke (steering) 6-5
 - support, bushing 6-25
 - support, front body 1-39
 - suppressor, voltage 4-5, 4-7, 4-9, 16-3, 16-5, 16-7, 16-9
 - switch plate cover 4-25
 - switch
 - four-position 16-5, 16-9
 - key 4-13, 4-15
 - key, uncommon 4-19
 - light rocker 4-5, 4-7, 4-9, 4-13, 4-15
 - limit 4-5, 4-7, 4-9, 7-13, 12-3
 - rocker 4-15
 - Tow/Run 13-11
 - turn signal 4-11
 - switch assembly 4-25
 - switch plate, Tow/Run 13-11
 - switch rubber boot 7-11, 13-11
 - switch, toggle 7-11
 - synchro gear 12-11
 - synchronizer clutch hub 12-11
 - synchronizer insert 12-11
 - synchronizer sleeve 12-11
 - synchronizer spring 12-11
 - synchronizer, complete 12-17
 - system, exhaust 10-3
- ## T
- 12-volt battery 7-15
 - 12-volt solenoid 7-13
 - tachometer 17-9
 - tachometer probe, diesel 17-9
 - tail light bulb 4-33
 - taillight 4-33
 - taillight assembly 4-33
 - taillight base 4-33
 - taillight bezel 4-33
 - taillight gasket 4-33
 - taillight hardware kit 4-33
 - taillight lens 4-33
 - tank, fuel 9-3, 9-5
 - tape, vinyl foam 1-51, 1-53, 1-55, 1-57, 1-59, 1-61, 1-63, 1-65
 - terminal block 4-5, 4-7, 4-9, 13-7, 13-9
 - tester, continuity 17-5
 - thermometer, battery 17-3
 - thread-forming grease fitting 6-5, 6-13, 6-15
 - throttle return spring 9-9
 - throttle spring return bracket 9-9
 - thrust bearing 6-17, 6-19
 - thrust plate 12-11, 12-13
 - tie rod 6-15
 - tie wrap 4-11, 4-21, 4-25, 4-29, 6-5, 7-13, 9-13, 9-15, 12-5, 12-7, 16-11
 - tire 2-3, 2-5
 - tire and wheel assembly 2-3, 2-5
 - toggle switch 7-11
 - tool
 - accelerator pedal adjustment 17-3
 - belt tensioning, starter/generator 17-11
 - brake adjustment 17-3
 - brake cable release 17-3
 - brake pedal adjustment 17-3
 - brake pedal tension 17-3
 - cam installation 17-3
 - carburetor float level 17-7
 - charger bezel 17-3
 - clutch alignment 17-5
 - cT-wrench 17-5
 - drive clutch fixed sheave 17-5
 - drive clutch holder 17-5
 - drive clutch spider removal 17-5
 - driven clutch spring compression base 17-5
 - driven clutch spring compression collar 17-5
 - driven clutch spring compression nut 17-5
 - governor shaft installation 17-7
 - puller, special use 17-9
 - steering column bearing press 17-9
 - steering column retaining ring 17-9
 - steering wheel puller 17-9
 - transaxle axle seal 17-9
 - transaxle pinion seal 17-9
 - transmission 17-9
 - valve guide driver 17-9
 - valve seat cutter 17-5
- tool kit, clutch 17-5
 - touch-up paint 17-7
 - Tow/Run switch 13-11
 - Tow/Run switch bracket 7-11
 - Tow/Run switch plate 13-11
 - transaxle (Electric Vehicle) 15-3
 - transaxle axle seal tool 17-9
 - transaxle Graziano (gasoline vehicle), unitized 12-15
 - transaxle guard 12-21, 15-5
 - transaxle pinion seal tool 17-9
 - transaxle, Kawasaki (Gasoline Vehicle) 12-9
 - transformer, battery charger 16-3, 16-5, 16-7, 16-9
 - transmission secondary shaft 12-17
 - transmission shaft 12-11, 12-17
 - transmission tool 17-9
 - trim
 - cowl 1-3
 - tube
 - axle 12-13, 12-19, 15-3
 - crankcase vent 9-9
 - oil filler 8-3
 - tune-up kit 17-9
 - turn signal 4-11
 - turn signal conversion kit 4-11
 - turn signal lens 4-3
 - turn signal socket and lamp 4-11
 - T-wrench tool 17-5
- ## U
- U-bolt 6-21, 6-23
 - unitized transaxle Graziano 12-15
 - upper delta clevis 6-17, 6-19
 - urethane bushing 6-15, 6-17, 6-19, 6-21, 6-23
- ## V
- valve
 - choke 9-17
 - exhaust 8-9
 - fuel pickup tube 9-3, 9-5
 - intake 8-9
 - reed 8-9
 - valve clearance adjuster screw 17-9
 - valve guide 8-9
 - valve guide driver tool 17-9

INDEX

valve guide reamer 17-9
valve guide, intake 8-9
valve seat 8-7
valve seat cutter 17-5, 17-11
valve seat cutter guide 17-11
valve seat cutter tool 17-5
valve seat t-wrench 17-11
valve spring 8-9
valve spring compressor 17-11
valve spring retainer 8-9
valve stem 2-3, 2-5
valve stem extension 2-7
v-belt 7-9
vent barb 9-3, 9-5
vertical socket dust seal 6-5, 6-15
volt ohm meter 17-11
voltage limiter 4-5, 4-23
voltage regulator 7-13
voltage suppressor 4-5, 4-7, 4-9, 16-3, 16-5,
16-7, 16-9

W

warning light, low oil 4-13
washer, insulating 14-3
wedge, bearing puller 17-3
weight
 clutch 11-5
 counterbalance 8-13
 secondary clutch 11-5
weldment
 press 17-5
wheel 2-3, 2-5
wheel and tire assembly 2-3, 2-5
wheel cover 2-7
wheel rim, white 2-5
wheel, steering 6-3, 6-11
windshield
 hinged 1-23
 one-piece 1-25
windshield channel 1-23
windshield frame 1-51, 1-53, 1-55, 1-57, 1-59,
1-61, 1-63, 1-65
windshield frame pad 1-51, 1-53, 1-55, 1-57,
1-59, 1-61, 1-63, 1-65
wire assembly, battery charger 16-5
wire harness 4-21, 7-3, 7-5, 13-7, 13-9
wire harness, headlight 4-7, 4-9
wire harness, lighting 4-7, 4-9
woodruff key 12-9
wrap, tie 4-11, 4-21, 4-25, 4-29, 6-5, 7-13, 9-13,
9-15, 12-5, 12-7, 16-11
wrench, spanner 17-9

Y

yoke, gear 17-7
yoke, support (steering) 6-5



Club Car, Inc.
P.O. Box 204658
Augusta, GA 30917-4658
USA

Web www.clubcar.com
Phone 1.706.863.3000
1.800.ClubCar
Int'l +1 706.863.3000
Fax 1.706.863.5808