




# 2019 Villager 2 Illustrated Parts List



**Gasoline Vehicle with Subaru EX40 Engine  
Electric Vehicle with ERIC Charging System**

Manual Number 105355019  
Edition Code B



# USING THE ILLUSTRATED PARTS LIST

---

## **⚠ WARNING**

- **This manual is to be used only for identification and ordering of service parts. Be sure to read and use the maintenance and service manual before attempting any vehicle repairs.**

This manual covers all 2019 Club Car Villager 2 vehicles with the Subaru EX40 engine and the ERIC electrical charging system.

The manual is divided into sections. Note that there are two or three flags on the outside edge of each page. The first flag contains the section number of which that page is a part. The other flag (or flags) contains the letter E or G, signifying that the page pertains to electric or gasoline vehicles.

Use the Table of Contents to find the sections and pages that contain the parts and assemblies you seek. The Table of Contents lists section numbers, and under them, the individual page titles and numbers to be found in that section. The index can be used to find specific parts and assemblies. The index is divided into numerical and alphabetical listings with the page numbers in italic text.

There is a two-page spread for each individual page title in the Table of Contents. On the left-hand page is an illustration showing the parts in their relative positions; the parts are each tagged with an item number in a balloon. The right-hand page is the parts list page, and gives the page title at the top, then the item numbers (corresponding to the numbers on the illustration), part descriptions, and quantity of parts used. Some item numbers have more than one part number because several configurations of a component are represented together on one spread.

Note that a part description may be indented. This indentation corresponds to a parts assembly level indicated by the numbers 1, 2, 3, and 4 at the top left corner of the parts description area of the parts list page. A part that is indented to *level 2* is a component of the *level 1* part (assembly) that it is listed under. A *level 3* part is a component of the *level 2* part that it is listed under, and a *level 4* part is a component of the *level 3* part preceding it. In each case, the part quantity given for a level 2, 3, or 4 part *is the quantity used per next higher level assembly of which it is a component*. A part that is not indented is a *level 1* part. This means that the quantity given is the quantity used per the portion of the vehicle illustrated on that particular spread.



**P. O. Box 204658**  
**Augusta, Georgia 30917-4658 USA**  
**Telephone 706-863-3000**  
**Service Parts Fax 706-855-7413**  
**[www.clubcar.com](http://www.clubcar.com)**

## HOW TO ORDER PARTS

Replacement parts and accessories can be obtained from our network of authorized dealers and distributors. You can obtain the name and phone number of your closest authorized Club Car dealer or distributor by visiting our web site at [www.clubcardealer.com](http://www.clubcardealer.com), by calling our toll-free Service Parts and Technical Assistance hotline at (800) 872-2246 or (706) 863-3000, extension 3887, or by scanning this Quick Response (QR) code to be taken to the Club Car dealer locator. **Refer to Figure 1.** Download a QR code reader such as RedLaser or Barcode Scanner to your cell phone or tablet.



Figure 1 Dealer Locator QR Code

## CUSTOMER SATISFACTION SURVEY

Let your voice be heard!

Please take time to participate in the Technical Publications satisfaction survey. Obtaining feedback from our customers is important to the department's continuous improvement process. The online survey takes less than five minutes and responses will help the department to examine current performance as well as identify areas for future improvement.

Our top priority is to provide timely, accurate, and user friendly manuals.

The online satisfaction survey can be found at: <http://bit.ly/1w9uFMh>



Figure 2 Survey QR Code

**NOTE:** *This illustrated parts list represents the most current information at the time of publication. Club Car, LLC is continually working to further improve its vehicles and other products. These improvements may affect the parts used to service the vehicle. Any modification and/or significant change in specifications will be forwarded to all Club Car and Carryall distributors/dealers and will, when applicable, appear in future editions of this illustrated parts list.*

*Club Car, LLC reserves the right to change specifications and designs at any time without notice and without the obligation of making changes to units previously sold.*

Copyright © 2019 Club Car, LLC  
Club Car, Precedent, and Surlyn  
are registered trademarks of Club Car,  
LLC This manual effective July 1, 2019.



# CONTENTS

---

## SECTION 1 – BODY AND TRIM

---

|   |      |
|---|------|
| Frame .....   | 1-3  |
| Front Bumper .....  | 1-5  |
| Front Body .....  | 1-7  |
| Underbody Covers (Vehicle Without Canopy) .....           | 1-9  |
| Dash .....  | 1-11 |
| Floor Mat, Retainers, and Front Underbody .....           | 1-13 |
| Kick Plate – Gasoline Vehicle .....                       | 1-15 |
| Kick Plate – Electric Vehicle .....                       | 1-17 |
| Seat Bottom with Hip Restraints .....                     | 1-19 |
| Backrest and Structural Accessory Module (SAM) .....      | 1-21 |
| Rear Body .....   | 1-23 |
| Canopy – White .....                                      | 1-25 |
| Canopy – Beige .....                                      | 1-27 |
| Canopy – Black .....                                      | 1-29 |
| Canopy Struts .....                                       | 1-31 |
| Visage Canopy Struts and Console .....                    | 1-33 |
| Four-Passenger Canopy with Rear Struts – Black .....      | 1-35 |
| Four-Passenger Canopy with Rear Struts – White .....      | 1-37 |
| Four-Passenger Canopy with Rear Struts – Beige .....      | 1-39 |
| Front Strut Kit, Four-Passenger Canopy .....              | 1-41 |
| Rear-Facing Seat Frame and Foot Deck – Consumer Car ..... | 1-43 |
| Rear-Facing Seat .....                                    | 1-45 |

---

## SECTION 2 – WHEELS AND TIRES

---

|                        |     |
|------------------------|-----|
| Wheels and Tires ..... | 2-3 |
|------------------------|-----|

---

## SECTION 3 – DECALS

---

|  |      |
|--|------|
| Decal – Precedent Villager 4 .....           | 3-3  |
| Decals – Gas Vehicle, Page 1 of 3 .....      | 3-5  |
| Decals – Gas Vehicle, Page 2 of 3 .....      | 3-7  |
| Decals – Gas Vehicle, Page 3 of 3 .....      | 3-9  |
| Decals – Electric Vehicle, Page 1 of 2 ..... | 3-11 |
| Decals – Electric Vehicle, Page 2 of 2 ..... | 3-13 |

---

## SECTION 4 – LIGHTS, CONTROLS AND INDICATORS

---

|   |     |
|---|-----|
| Headlights, Horn and Taillights – Precedent .....           | 4-3 |
| Instrument Panel – Electric Vehicle with ERIC Charger ..... | 4-5 |

# CONTENTS

---

|  |      |
|--|------|
| Instrument Panel – Subaru EX40 Gas Vehicle ..... | 4-7  |
| DC Converter (Standard) – Electric Vehicle ..... | 4-9  |
| Rear-View-Camera .....                           | 4-11 |
| DC Converter (CE) – Electric Vehicle .....       | 4-13 |

## SECTION 5 – BRAKES AND PEDAL GROUP ASSEMBLIES

---

|   |      |
|---|------|
| Rear Brakes, Self-Adjusting .....                     | 5-3  |
| Rear Brakes, Self-Adjusting – Gasoline Vehicles ..... | 5-5  |
| Brake Cables and Equalizer Bracket .....              | 5-7  |
| Pedal Group with Sensor – Gasoline Vehicle .....      | 5-9  |
| Pedal Group w/o Sensor, Gasoline Vehicle .....        | 5-11 |
| Pedal Group w/o MCOR – Electric Vehicle .....         | 5-13 |
| Pedal Group with MCOR – Electric Vehicle .....        | 5-15 |

## SECTION 6 – STEERING, FRONT AND REAR SUSPENSION

---

|  |      |
|--|------|
| Steering Wheel .....                                   | 6-3  |
| Steering Column .....                                  | 6-5  |
| Steering Gear Assembly .....                           | 6-7  |
| Front Suspension, Upper .....                          | 6-9  |
| Front Suspension, Lower .....                          | 6-11 |
| Rear Suspension, Gasoline Vehicle .....                | 6-13 |
| Rear Suspension, Electric Vehicle .....                | 6-15 |
| Rear Suspension, Gasoline 4-Passenger – Consumer ..... | 6-17 |
| Panhard Rod .....                                      | 6-19 |

## SECTION 7 – ELECTRICAL SYSTEM – SUBARU EX40

---

|  |      |
|--|------|
| Accelerator Pedal Assembly w/Sensor – EFI .....                | 7-3  |
| Wiring, Fuses and ECU – Consumer Car .....                     | 7-5  |
| Starter/Generator (Model 114-05-4001), Pedal-Start – EFI ..... | 7-7  |
| Starter/Generator Mounting, EX40 .....                         | 7-9  |
| Top-Post Battery, Solenoid, Voltage Regulator – EFI .....      | 7-11 |
| Operation and Maintenance Switch .....                         | 7-13 |
| USB Port Adapter – Early Version .....                         | 7-15 |
| USB Port Kit for Gas Vehicles .....                            | 7-17 |
| Forward/Reverse Shifter Switches – EFI .....                   | 7-19 |

## SECTION 8 – ENGINE – SUBARU EX40

---

|                                   |     |
|-----------------------------------|-----|
| Tune-Up Parts – Subaru EX40 ..... | 8-3 |
|-----------------------------------|-----|

# CONTENTS

---

|   |      |
|---|------|
| Engine and Engine Mounting, Consumer Car .....            | 8-5  |
| Snubber and Bracket – Consumer Car, Standard Height ..... | 8-7  |
| Snubber and Bracket – Consumer Car, Lifted .....          | 8-9  |
| Fan and Shroud – EX40 .....                               | 8-11 |
| Air Deflector – EX40 .....                                | 8-13 |
| Ignition Components and Flywheel – EX40 .....             | 8-15 |
| Sensors – EX40 .....                                      | 8-17 |
| Cylinder Head – EX40 .....                                | 8-19 |
| Valvetrain and Timing Chain – EX40 .....                  | 8-21 |
| Crankcase – EX40 .....                                    | 8-23 |
| Crankshaft and Piston – EX40 .....                        | 8-25 |

## **SECTION 9 – FUEL SYSTEM, EFI – SUBARU EX40**

---

|   |      |
|---|------|
| Fuel System w/o Sending Unit – EFI .....      | 9-3  |
| Fuel System with Sending Unit – EFI .....     | 9-5  |
| Fuel Tank Kits – EFI .....                    | 9-7  |
| Carbon Canister – EFI .....                   | 9-9  |
| Throttle Body and ECU – EFI .....             | 9-11 |
| Throttle Body Mounting – EFI .....            | 9-13 |
| Governor and Accelerator Cables – EFI .....   | 9-15 |
| Air Filter System and Intake Hose – EFI ..... | 9-17 |

## **SECTION 10 – EXHAUST SYSTEM, GOLF – SUBARU EX40**

---

|  |      |
|--|------|
| Exhaust System, Golf – Subaru EX40 ..... | 10-3 |
|--|------|

## **SECTION 11 – DRIVE BELT AND CLUTCHES – SUBARU EX40**

---

|  |      |
|--|------|
| Drive Belt – Pedal-Start Vehicles with EFI .....     | 11-3 |
| Drive Clutch – Pedal-Start Vehicles with EFI .....   | 11-5 |
| Driven Clutch – All Gasoline Vehicles with EFI ..... | 11-7 |

## **SECTION 12 – TRANSAXLE, FUJI ED65 (FOR SUBARU EX40)**

---

|   |       |
|---|-------|
| Forward/Reverse Shifter Assembly – EFI .....                | 12-3  |
| Shifter Cable .....   | 12-5  |
| Shift Lever and Bracket – Pedal-Start Engines .....         | 12-7  |
| Governor Arm and Brackets .....                             | 12-9  |
| Transaxle (ED65), Open – Page 1 of 3 .....                  | 12-11 |
| Transaxle (ED65), Limited Slip and Open – Page 2 of 3 ..... | 12-13 |
| Transaxle (ED65), Open – Page 3 of 3 .....                  | 12-15 |

# CONTENTS

---

|                 |       |
|-----------------|-------|
| Hub, Rear ..... | 12-17 |
|-----------------|-------|

## **SECTION 13 – ELECTRICAL SYSTEM – EXCEL WITH HIGH FREQUENCY CHARGERS**

---

|   |       |
|---|-------|
| Motor Controller Output Regulator (MCOR) .....                | 13-3  |
| Wiring and Fuses .....  | 13-5  |
| Forward/Reverse Switch and Tow/Run Switch .....               | 13-7  |
| Batteries and Battery Bucket, PD+ 8-Volt .....                | 13-9  |
| Batteries and Battery Bucket, PD+ 8-Volt, CE .....            | 13-11 |
| Single Point Watering System, 8V .....                        | 13-13 |
| Hand Pump and Deionizer (Battery-Powered Quality Light) ..... | 13-15 |
| Controller and Solenoid .....                                 | 13-17 |
| USB Port Kit for Electric Vehicles .....                      | 13-19 |
| Ferrite Beads, CE .....                                       | 13-21 |

## **SECTION 14 – ELECTRIC MOTOR**

---

|  |      |
|--|------|
| Motor (Model EJ8-4001A) – Electric Vehicle ..... | 14-3 |
|--|------|

## **SECTION 15 – TRANSAXLE – ELECTRIC VEHICLES**

---

|  |      |
|--|------|
| Transaxle – Electric Vehicles .....          | 15-3 |
| Differential Guard – Electric Vehicles ..... | 15-5 |

## **SECTION 16 – BATTERY CHARGERS – HIGH-FREQUENCY**

---

|  |       |
|--|-------|
| Battery Charger, High-Frequency – U.S./Canada .....        | 16-3  |
| Battery Charger, High-Freq., 2.74 m DC Cord – Global ..... | 16-5  |
| Battery Charger, High-Freq., 3.66 m DC Cord – Global ..... | 16-7  |
| Battery Charger, High-Freq., 6.1 m DC Cord – Global .....  | 16-9  |
| Cords – Battery Charger, High-Frequency .....              | 16-11 |

## **SECTION 17 – MAINTENANCE AND SERVICE TOOLS**

---

|  |      |
|--|------|
| Maintenance and Service Tools .....            | 17-3 |
| Maintenance and Service Tools, Continued ..... | 17-5 |
| Maintenance and Service Tools, Continued ..... | 17-7 |

## **SECTION i – INDEX**

---

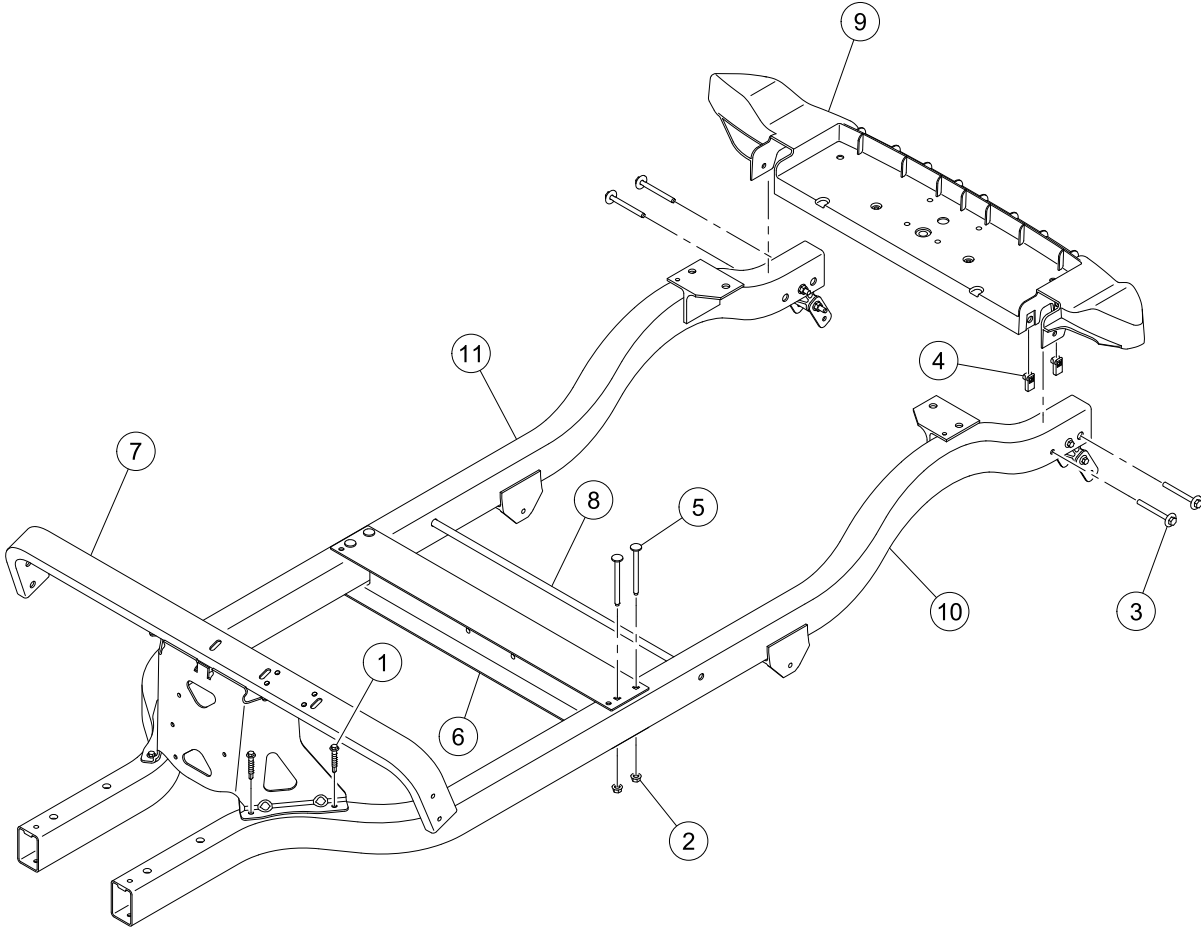
# BODY AND TRIM

---

1

G

E



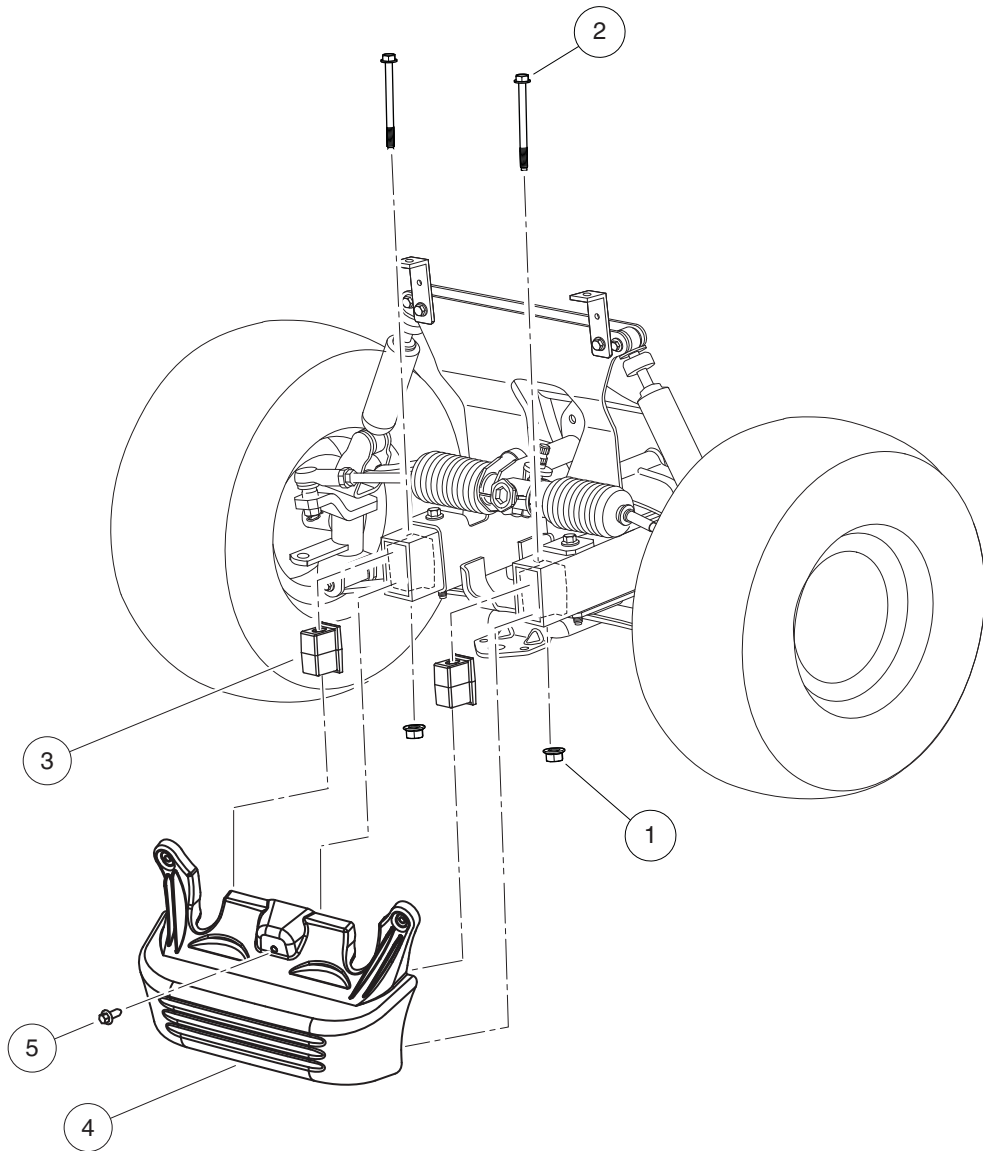
G-010099-000004

# FRAME

| ITEM | PART NO.  | DESCRIPTION                                     | QTY |
|------|-----------|---|-----|
|      |           | <b>1 2 3 4</b>                                  |     |
| 1    | 102292101 | Screw-5/16 X 1.5 Tek .....                      | 4   |
| 2    | 102298401 | Nut,m8,all Metal Lock .....                     | 4   |
| 3    | 102298580 | M8-1.25 X 80 Sems .....                         | 4   |
| 4    | 102298601 | J-clip - M8 X 1.25 .....                        | 4   |
| 5    | 102298995 | Bolt, Wafer Head, M8-1.25x95 .....              | 4   |
| 6    | 102505401 | Xmbr-middle .....                               | 1   |
| 7    | 102505701 | Assembly, Dash Support .....                    | 1   |
| 8    | 103638901 | Rod, .5 Od X 26.26 .....                        | 1   |
| 9    | 103926603 | Rear Cross Member, Csmr, Sp .....               | 1   |
| 10   | 103990503 | Weldment, Frame, Csmr, Driver-side .....        | 1   |
| 11   | 103990601 | Weldment, Frame, Passenger-side .....           | 1   |
|      |           | Note: Item 8 applies to electric vehicles only. |     |

**1**  
**G**  
**E**

**1**  
**G**  
**E**



001299-001

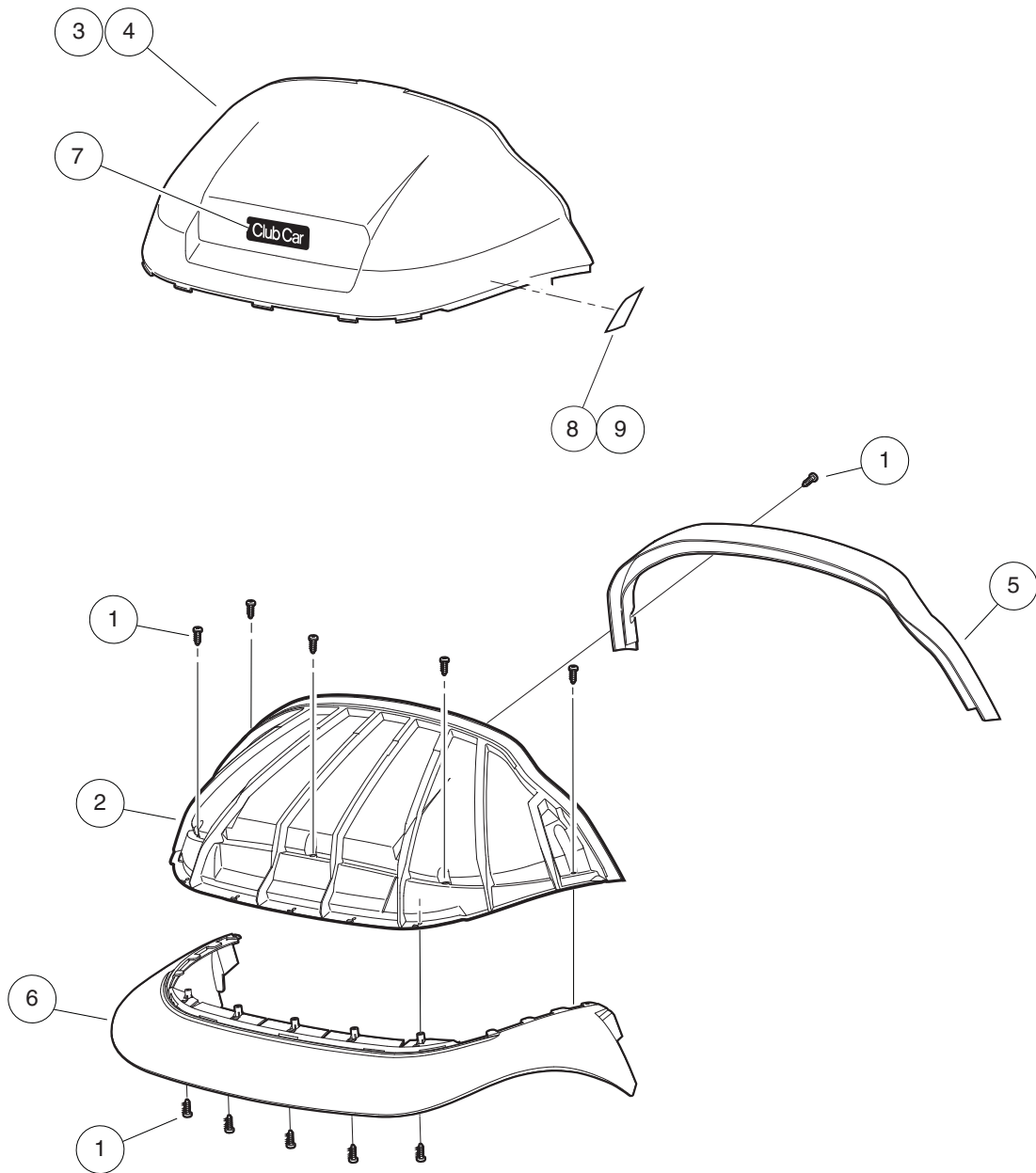


# FRONT BUMPER

| ITEM | PART NO.    | DESCRIPTION                          | QTY |
|------|-------------|--------------------------------------|-----|
|      |             | <b>1 2 3 4</b>                       |     |
| 1    | 102298401   | Nut,m8,all Metal Lock .....          | 2   |
| 2    | 102534201   | Bolt - Fl Hd, M8 X 95 .....          | 2   |
| 3    | 103325001   | Plug, Shock, Bumper .....            | 2   |
| 4    | 103923601   | Bumper, Prec Fleet, W/light .....    | 1   |
| 5    | 47579669001 | Screw, 3/8 Hex & Hex Washer Hd ..... | 1   |

**1**  
**G**  
**E**

**1**  
**G**  
**E**

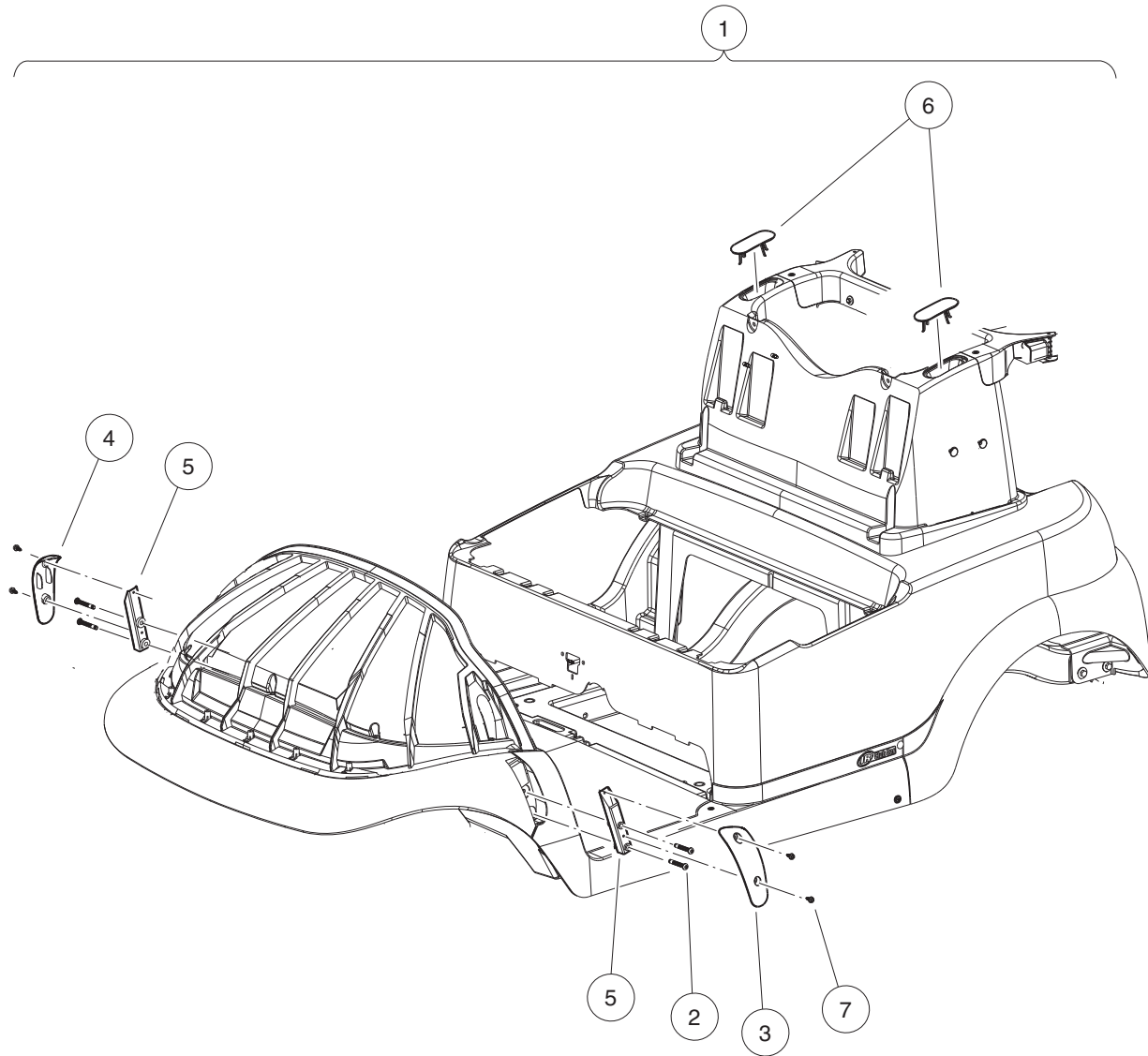


000434-006

# FRONT BODY

| ITEM | PART NO.    | DESCRIPTION                                  | QTY |
|------|-------------|--|-----|
|      |             | <b>1 2 3 4</b>                               |     |
| 1    | 102296020   | Screw, Torx Pan Hd Pt, M6 X 20 .....         | 14  |
| 2    | 102501501   | Brow .....                                   | 1   |
| 3    | 102502452   | Panel Front, Candy Apple Red .....           | 1   |
| 4    | 102502453   | Panel Front, Metallic Sapphire .....         | 1   |
| 5    | 102502501   | Brow Cap .....                               | 1   |
| 6    | 102534404   | Fascia, Blk .....                            | 1   |
| 7    | 102883602   | Decal, Nameplate, Csmr .....                 | 1   |
| 8    | 47583296001 | Reflector, Front, Csmr, Driver-side .....    | 1   |
| 9    | 47583296002 | Reflector, Front, Csmr, Passenger-side ..... | 1   |

1  
G  
E

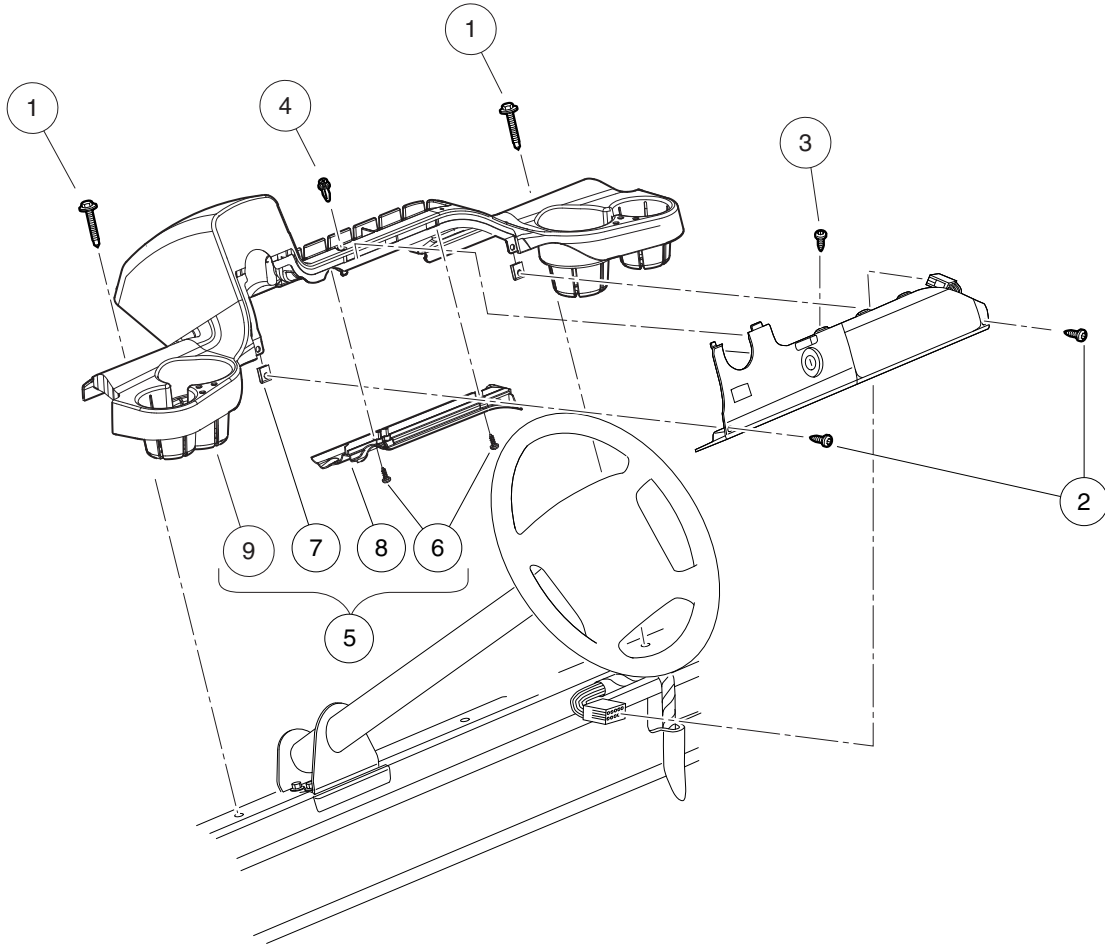


000730-004

## UNDERBODY COVERS (VEHICLE WITHOUT CANOPY)

| ITEM | PART NO.  | DESCRIPTION  | QTY |
|------|-----------|--|-----|
|      |           | 1 2 3 4  |     |
| 1    | 102543902 | Kit, Underbody Cover, Black (includes items 2 through 7) ..... | 1   |
| 2    | 102299065 | M8-1.25 X 65 Tx Bttn Hd Bolt .....                             | 4   |
| 3    | 102400202 | Cover, Lh Non-canopy, Blk .....                                | 1   |
| 4    | 102400302 | Cover, Rh Non-canopy, Blk .....                                | 1   |
| 5    | N/A       | Support, Strut Cover .....                                     | 2   |
| 6    | N/A       | SAM Cap .....  | 2   |
| 7    | 102544201 | Screw, M6 Hex .....  | 4   |

1  
G  
E



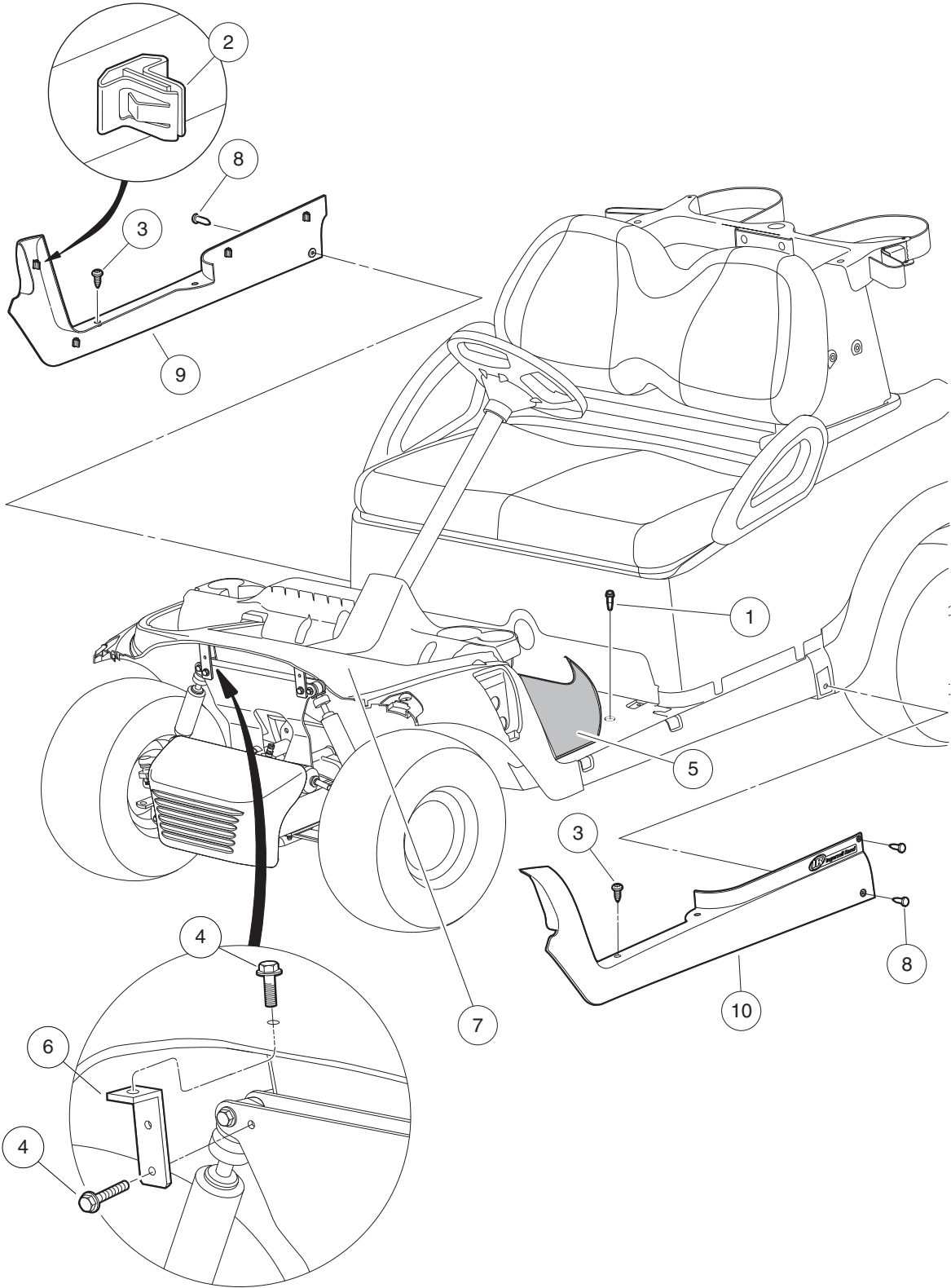
000438-003

# DASH

| ITEM  | PART NO.  | DESCRIPTION                          | QTY |
|---|-----------|--------------------------------------|-----|
|   |           | <b>1 2 3 4</b>                       |     |
| 1   | 102292356 | Screw-1/4-20x56 Hwh Self Drill ..... | 2   |
| 2   | 102296819 | Screw-M6 x 19 .....                  | 2   |
| 3   | 102557201 | Screw, #6-20 Type Abx1.00 Pan .....  | 1   |
| 4   | 102915601 | Plastic Rivet - Tuflock .....        | 1   |
| 5   | 103402701 | Dash Assembly .....                  | 1   |
| <p>Note: Item 6 through 9 are details of item 5 and are not illustrated</p> |           |                                      |     |

**1**  
**G**  
**E**

**1**  
**G**  
**E**



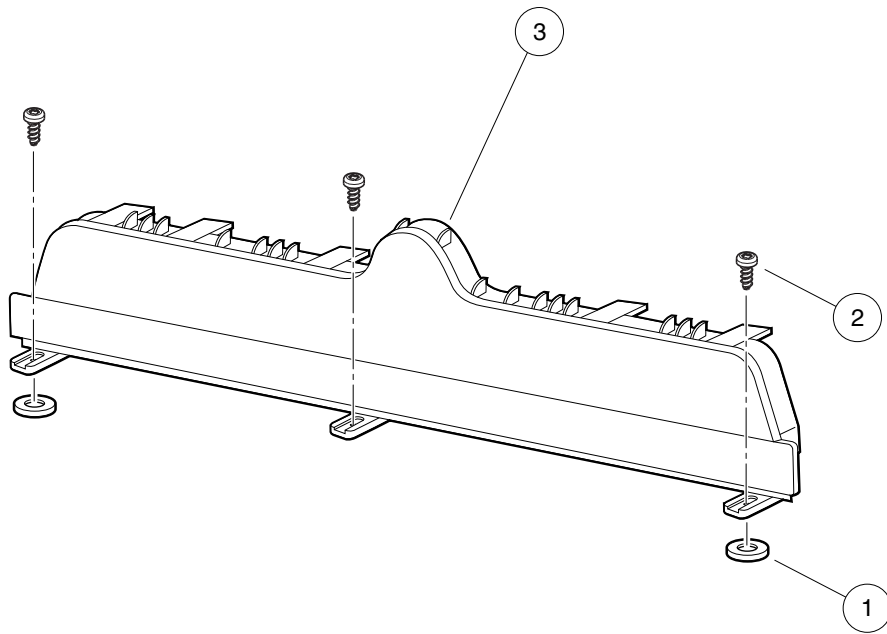
000497-007



# FLOOR MAT, RETAINERS, AND FRONT UNDERBODY

| ITEM | PART NO.  | DESCRIPTION  | QTY |
|------|-----------|--|-----|
|      |           | 1 2 3 4  |     |
| 1    | 102292356 | Screw-1/4-20x56 Hwh Self Drill .....                         | 3   |
| 2    | 102292701 | Clip-body-trim .....   | 8   |
| 3    | 102298020 | Screw, K80x20, Torx Pn Hd Pt .....                           | 4   |
| 4    | 102298716 | M8-1.25x16 Taptite .....                                     | 4   |
| 5    | 102504802 | Floormat .....   | 1   |
| 6    | 102521901 | Bracket-clamshell .....                                      | 2   |
| 7    | 103635201 | Underbody, Front, One Piece .....                            | 1   |
| 8    | 105291501 | Rivet, Plastic Tuflok, 8mm .....                             | 4   |
| 9    | 105314001 | Floormat Retainer, Passenger-side, Black .....               | 1   |
| 10   | 105314101 | Floormat Retainer, Driver-side, Black .....                  | 1   |
|      |           | Note: Item 7 is a special order item available upon request. |     |

**1**  
**G**  
**E**



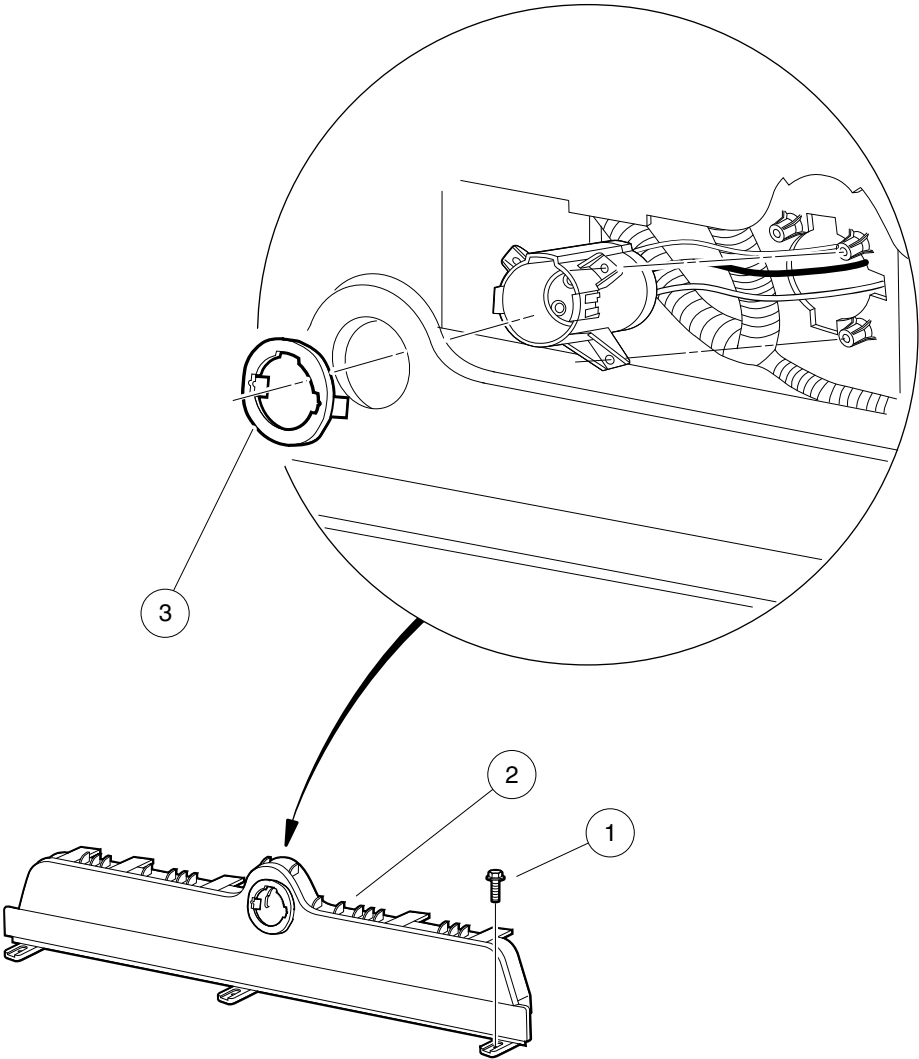
001059-001

# KICK PLATE – GASOLINE VEHICLE

| ITEM | PART NO.  | DESCRIPTION                         | QTY |
|------|-----------|-------------------------------------|-----|
|      |           | 1 2 3 4                             |     |
| 1    | 1012571   | Washer, 5/16 Extra Thick Flat ..... | 2   |
| 2    | 102298020 | Screw, K80x20, Torx Pn Hd Pt .....  | 3   |
| 3    | 105005402 | Plate, Kick, Black .....            | 1   |



**1**  
**G**  
**E**



000500-003

# KICK PLATE – ELECTRIC VEHICLE

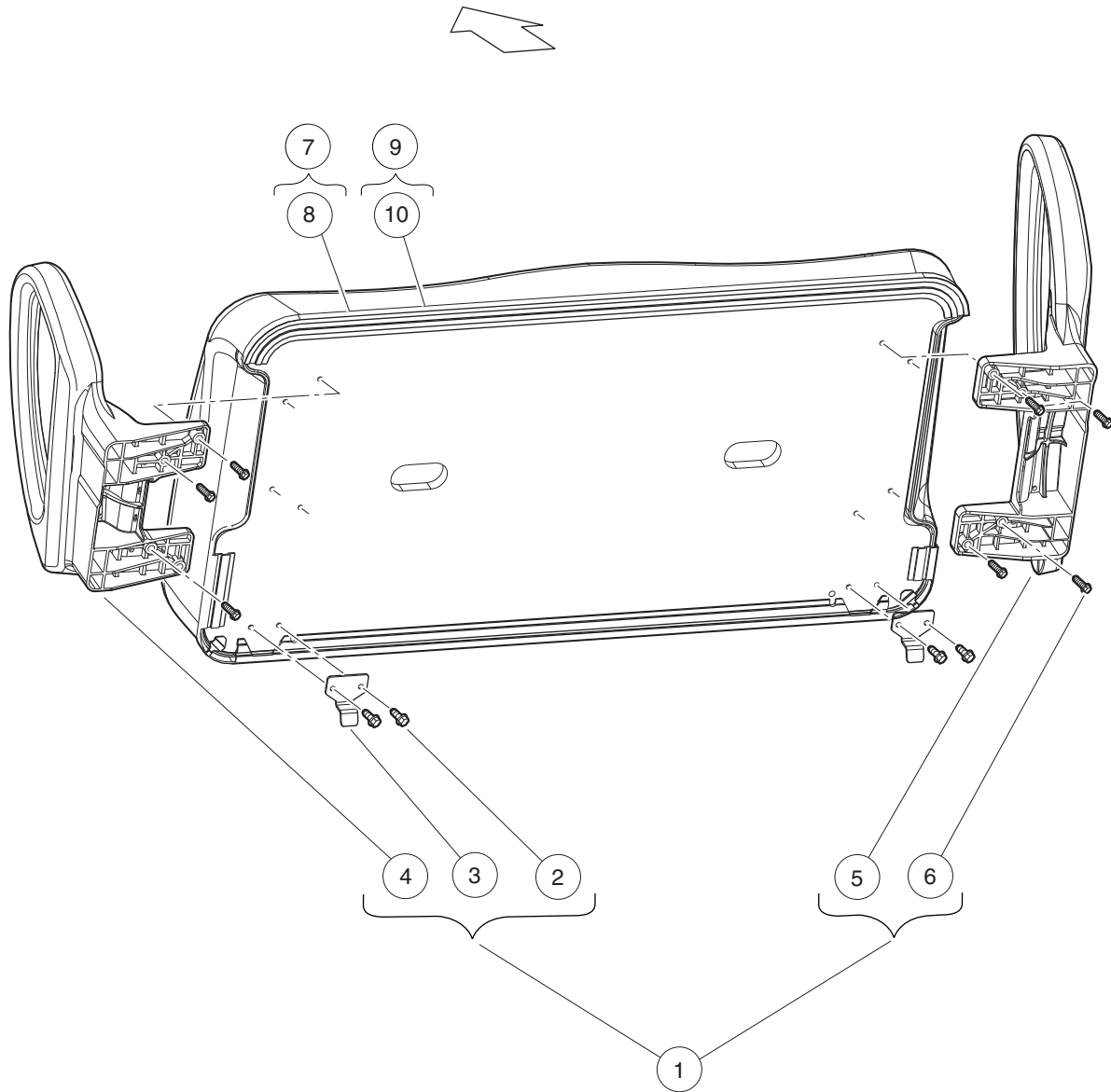
| ITEM | PART NO.  | DESCRIPTION                        | QTY |
|------|-----------|------------------------------------|-----|
|      |           | 1 2 3 4                            |     |
| 1    | 102298030 | Screw, K80x30, Torx Pn Hd Pt ..... | 3   |
| 2    | 102508202 | Plate - Electric Kick Blk .....    | 1   |
| 3    | 102516901 | Socket Trim .....                  | 1   |

1

G

E

**1**  
**G**  
**E**



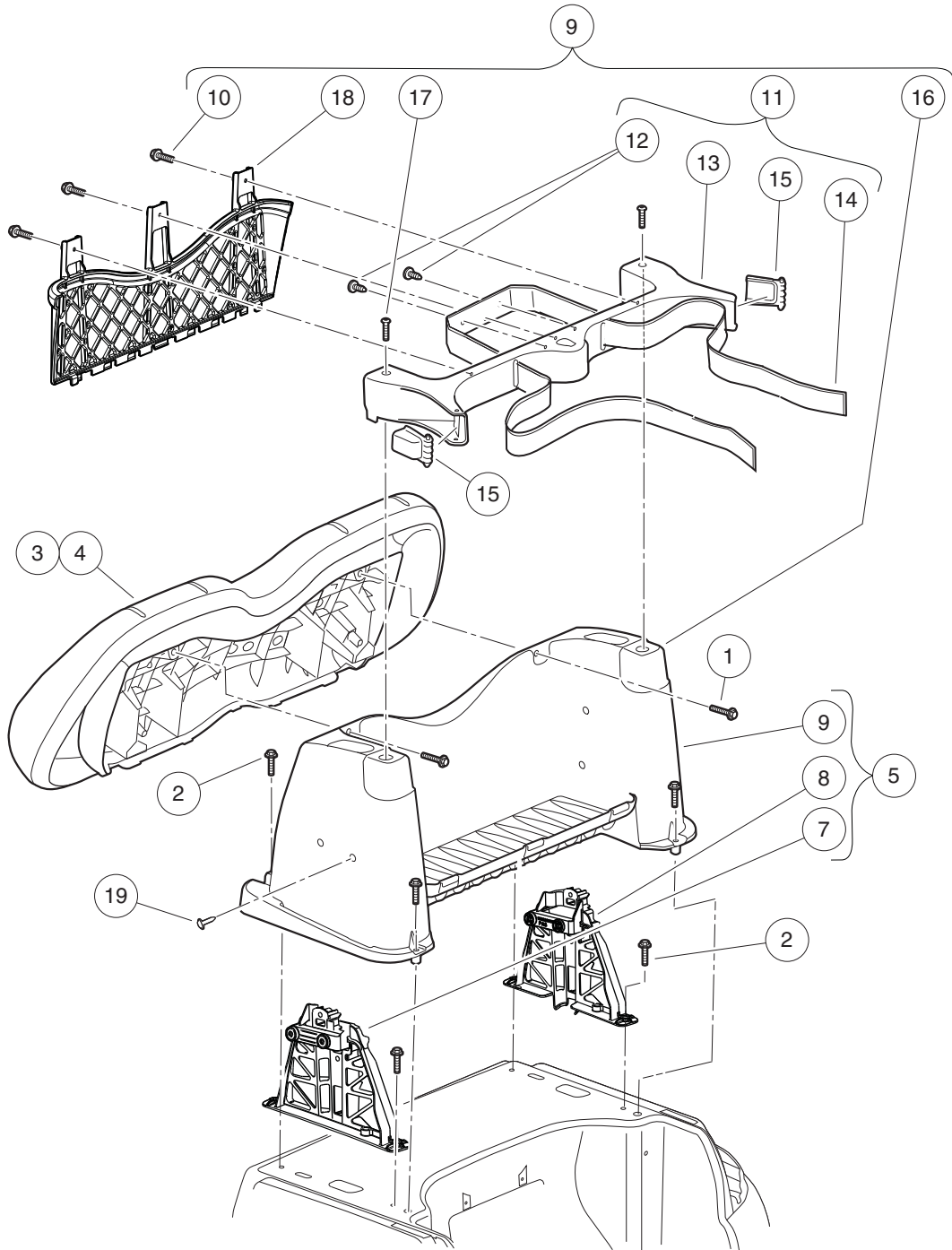
000440-007

# SEAT BOTTOM WITH HIP RESTRAINTS

| ITEM | PART NO.  | DESCRIPTION  | QTY |
|------|-----------|--|-----|
|      |           | <b>1 2 3 4</b>   |     |
| 1    | 103833901 | Kit, Seat Bottom (includes items 2 through 6) .....                  | 1   |
| 2    | 101954301 | Screw, 1/4-20 X 0.75 Hex-Head Cap .....                              | 4   |
| 3    | 103832901 | Hinge, Seat Bottom .....   | 2   |
| 4    | 103833601 | Hip Restraint, Drv .....   | 1   |
| 5    | 103833701 | Hip Restraint, Pas .....   | 1   |
| 6    | 103833801 | 1/4-20 X 1.5 Hex Flg Patch .....                                     | 8   |
| 7    | 104023421 | Seat Bottom Asm, Beige, Service Replacement (includes item 8) .....  | 1   |
| 8    | 101998501 | Gasket, Seat .....   | 1   |
| 9    | 104023422 | Seat Bottom Asm, White, Service Replacement (includes item 10) ..... | 1   |
| 10   | 101998501 | Gasket, Seat .....   | 1   |

**1**  
**G**  
**E**

**1**  
**G**  
**E**



000435-012

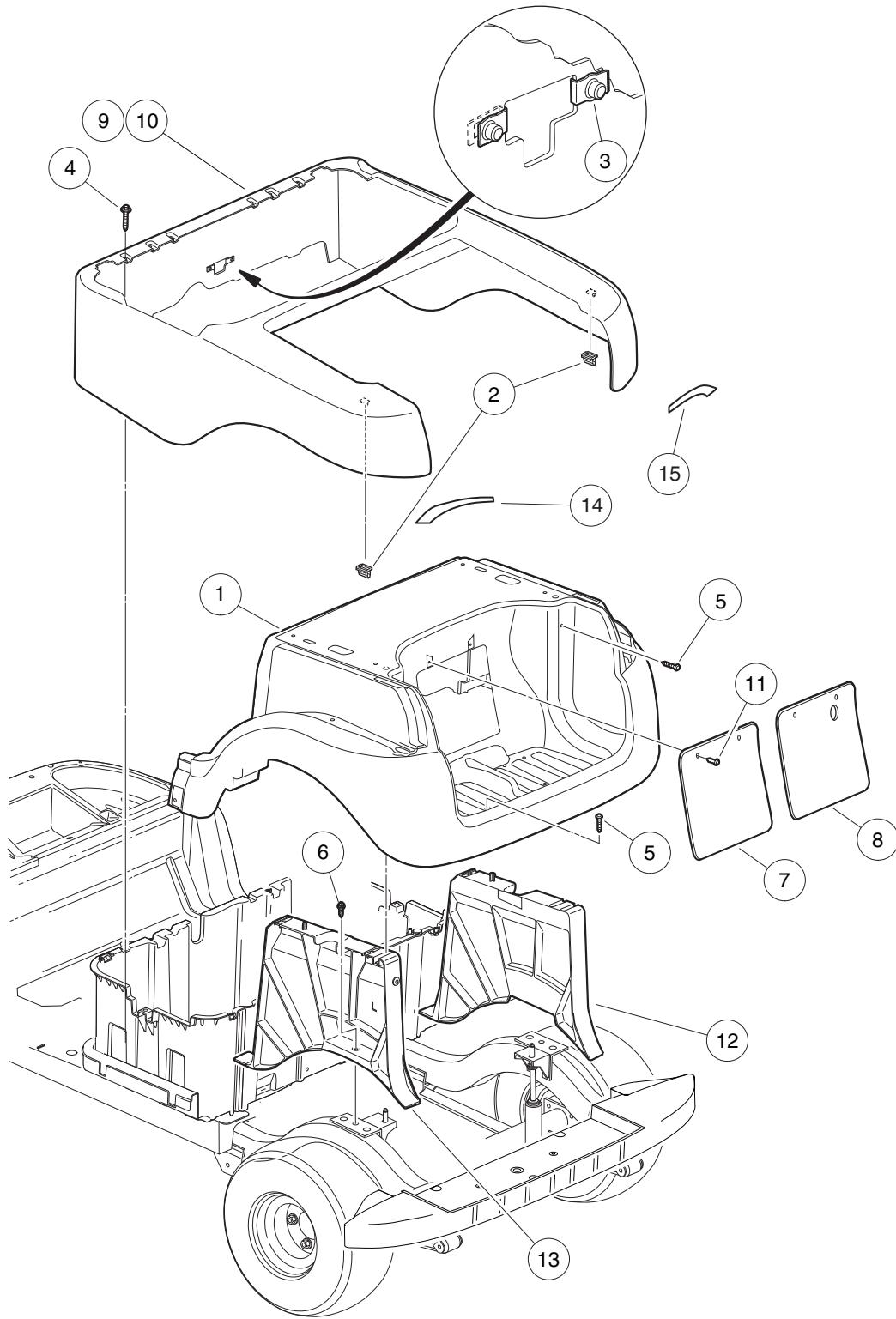


# BACKREST AND STRUCTURAL ACCESSORY MODULE (SAM)

| ITEM   | PART NO.  | DESCRIPTION   | QTY |
|--|-----------|---|-----|
|  |           | 1 2 3 4   |     |
| 1  | 102296530 | Screw - M6 X 1.0 X 30 Sems .....                        | 2   |
| 2  | 102298240 | Bolt, Flange Head, M8-1.25 X 40 .....                   | 6   |
| 3  | 103853121 | Asm, Seat Back, Beige, Service Replacement .....        | 1   |
| 4  | 103853122 | Asm, Seat Back, White, Service Replacement .....        | 1   |
| 5  | 103952901 | Kit, S.A.M. Assembly (includes items 6 through 9) ..... | 1   |
| 6  | 102297230 | Screw, M6, Torx, Interlock Thread .....                 | 4   |
| 7  | 103929301 | Support- Canopy, Drv .....                              | 1   |
| 8  | 103929302 | Support- Canopy, Pass .....                             | 1   |
| 9  | N/A       | Asm, S.A.M. (includes items 10 through 18) .....        | 1   |
| 10   | 102297230 | Screw, M6, Torx, Interlock Thread .....                 | 3   |
| 11   | 102504001 | Asm, Bag Hoop (includes items 12 through 15) .....      | 1   |
| 12   | 1010434   | Barrel - Plastic .....                                  | 2   |
| 13   | 102504201 | Hoop-bag .....  | 1   |
| 14   | 102504301 | Strap, Bag .....  | 1   |
| 15   | 102517001 | Buckle-bag Strap .....                                  | 2   |
| 16   | N/A       | Structural Accessory Module (S.A.M.) .....              | 1   |
| 17   | 103327601 | Screw, 5/16, Torx, Bosscrew .....                       | 2   |
| 18   | 103699401 | Panel, S.A.M., Prec .....                               | 1   |
| 19   | 103978801 | Barrel-push 6mm .....                                   | 4   |
| Note: Screws (item 8) not shown. These are four new screws to replace those used to attach accessory mounting brackets to SAM (item 18). |           |   |     |

1  
G  
E

**1**  
**G**  
**E**



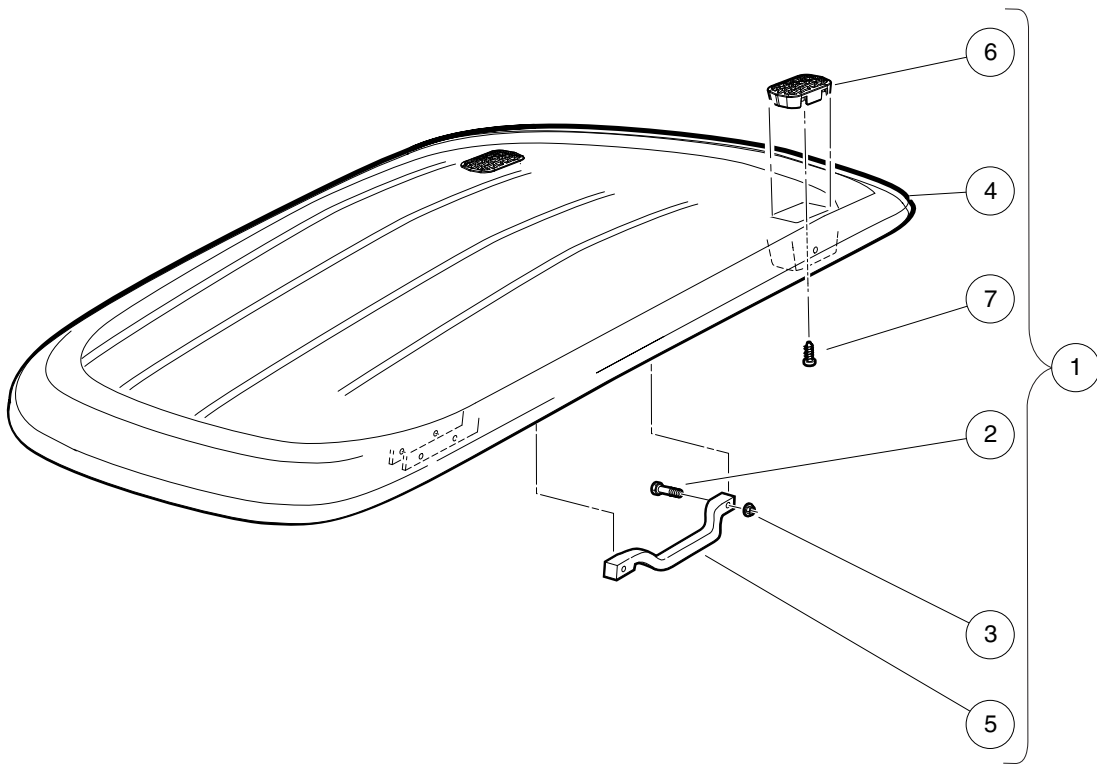
000436-013

# REAR BODY

| ITEM | PART NO.    | DESCRIPTION                                       | QTY |
|------|-------------|---|-----|
|      |             | <b>1 2 3 4</b>                                    |     |
| 1    | 102279105   | Underbody-rear, Blk, Csmr .....                   | 1   |
| 2    | 102292701   | Clip-body-trim .....                              | 2   |
| 3    | 102296601   | U-Nut, M6-1.0, Prevailing Torque .....            | 2   |
| 4    | 102297230   | Screw, M6, Torx, Interlock Thread .....           | 4   |
| 5    | 102298030   | Screw, K80x30, Torx Pn Hd Pt .....                | 4   |
| 6    | 102298716   | M8-1.25x16 Taptite .....                          | 2   |
| 7    | 102501402   | Panel, Access, Black .....                        | 1   |
| 8    | 102501403   | Panel, Access, Black, with Punched Hole .....     | 1   |
| 9    | 102502352   | Panel Rear, Candy Apple Red .....                 | 1   |
| 10   | 102502353   | Panel Rear, Metallic Sapphire .....               | 1   |
| 11   | 102967901   | Rivet, Removable, Tuflok 1/4" .....               | 2   |
| 12   | 103812901   | Asm, Rear Underbody Support, Passenger-side ..... | 1   |
| 13   | 103813001   | Asm, Rear Underbody Support, Driver-side .....    | 1   |
| 14   | 47583297001 | Reflector, Rear, Csmr, Driver-side .....          | 1   |
| 15   | 47583297002 | Reflector, Rear, Csmr, Passenger-side .....       | 1   |

**1**  
**G**  
**E**

**1**  
**G**  
**E**



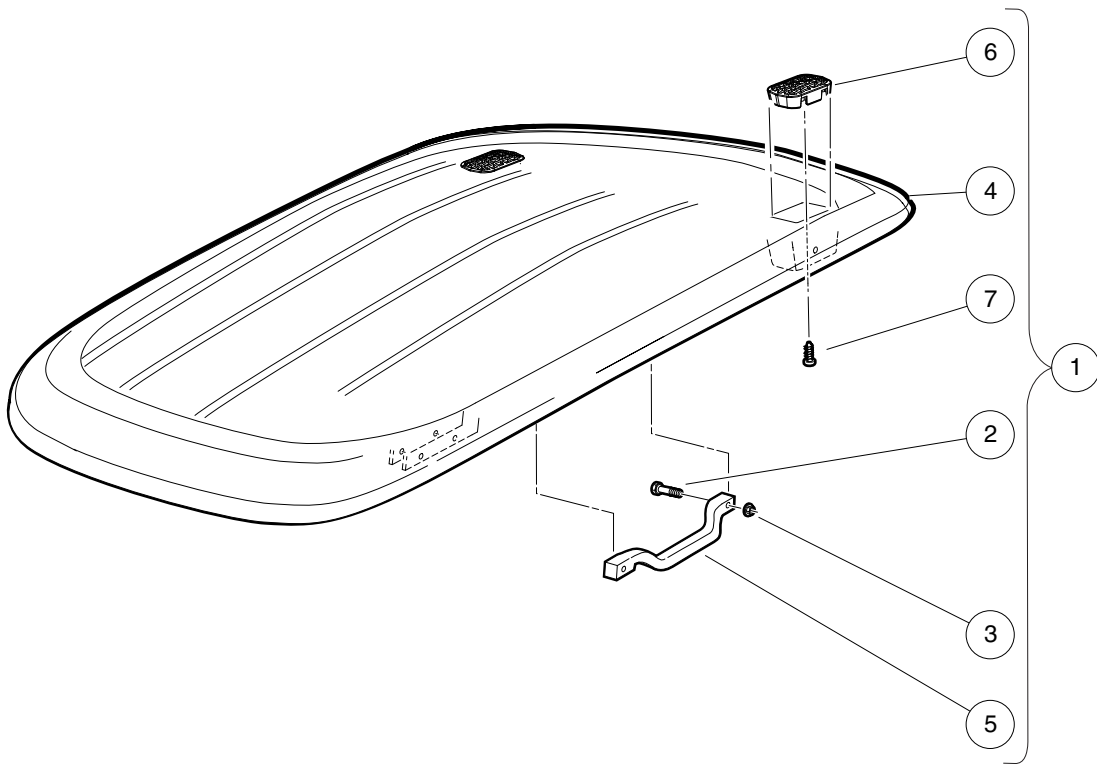
000439-009

# CANOPY – WHITE

| ITEM | PART NO.  | DESCRIPTION   | QTY |
|------|-----------|---|-----|
|      |           | <b>1 2 3 4</b>  |     |
| 1    | 104008001 | Asm, Canopy W/handles, White (includes items 2 through 7) ..... | 1   |
| 2    | 102296140 | Bolt, Flanged Head, M6x1.0x40 .....                             | 4   |
| 3    | 102296401 | Nut, M6x1.0, Flange, Metal Lock .....                           | 4   |
| 4    | 102508901 | Canopy-white .....  | 1   |
| 5    | 102511601 | Handle, Canopy (White) .....                                    | 2   |
| 6    | 103205101 | Cover, Drain, Canopy .....                                      | 2   |
| 7    | 103210101 | Screw, #8 X.75, Torx, Tapping .....                             | 2   |

1  
G  
E

**1**  
**G**  
**E**



000439-009

# CANOPY – BEIGE

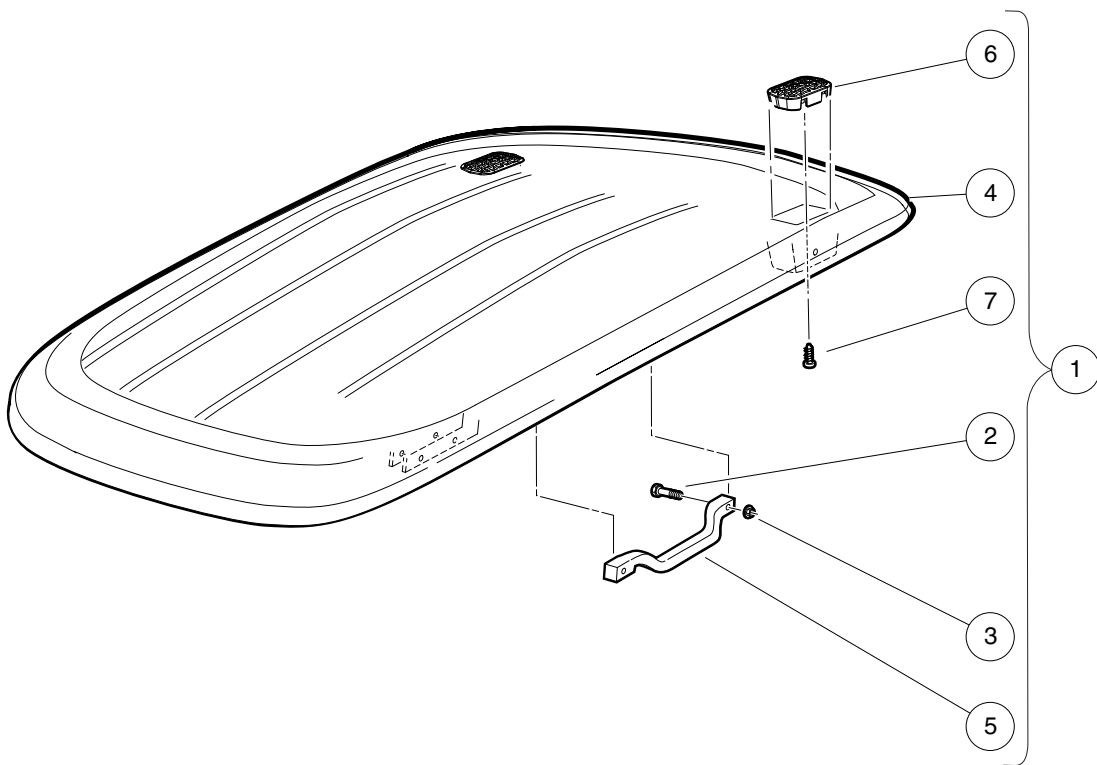
| ITEM | PART NO.  | DESCRIPTION   | QTY |
|------|-----------|---|-----|
|      |           | <b>1 2 3 4</b>  |     |
| 1    | 104008002 | Asm, Canopy W/handles, Beige (includes items 2 through 7) ..... | 1   |
| 2    | 102296140 | Bolt, Flanged Head, M6x1.0x40 .....                             | 4   |
| 3    | 102296401 | Nut, M6x1.0, Flange, Metal Lock .....                           | 4   |
| 4    | 102508902 | Canopy-beige .....  | 1   |
| 5    | 102511602 | Handle, Canopy (Beige) .....                                    | 2   |
| 6    | 103205101 | Cover, Drain, Canopy .....                                      | 2   |
| 7    | 103210101 | Screw, #8 X.75, Torx, Tapping .....                             | 2   |

1  
G  
E

1

G

E



000439-009



# CANOPY – BLACK

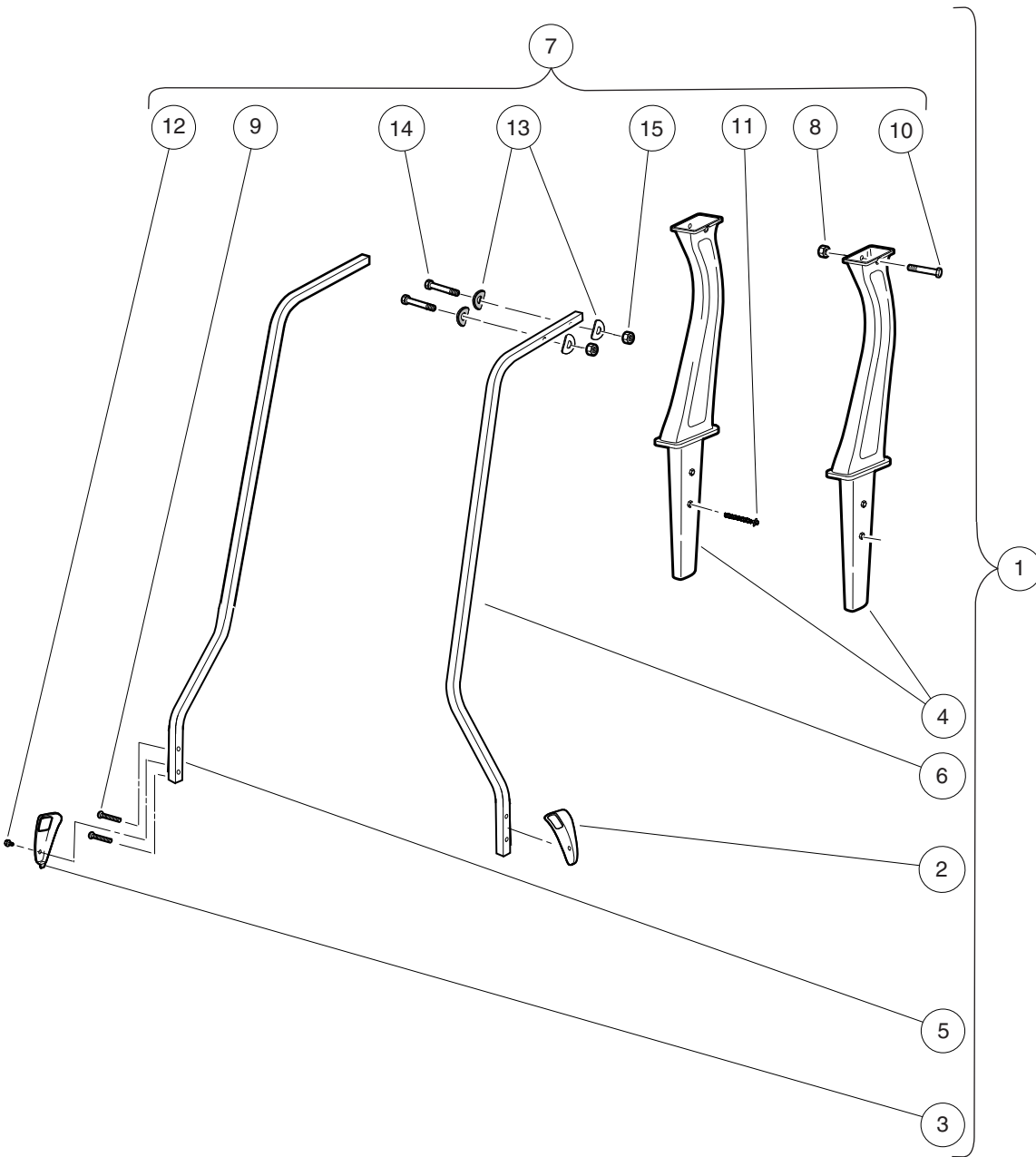
| ITEM | PART NO.  | DESCRIPTION   | QTY |
|------|-----------|---|-----|
|      |           | <b>1 2 3 4</b>  |     |
| 1    | 104008003 | Asm, Canopy W/handles, Black (includes items 2 through 7) ..... | 1   |
| 2    | 102296140 | Bolt, Flanged Head, M6x1.0x40 .....                             | 4   |
| 3    | 102296401 | Nut, M6x1.0, Flange, Metal Lock .....                           | 4   |
| 4    | 102508903 | Canopy-black .....  | 1   |
| 5    | 102511603 | Handle-canopy (black) .....                                     | 2   |
| 6    | 103205101 | Cover, Drain, Canopy .....                                      | 2   |
| 7    | 103210101 | Screw, #8 X.75, Torx, Tapping .....                             | 2   |

1

G

E

**1**  
**G**  
**E**



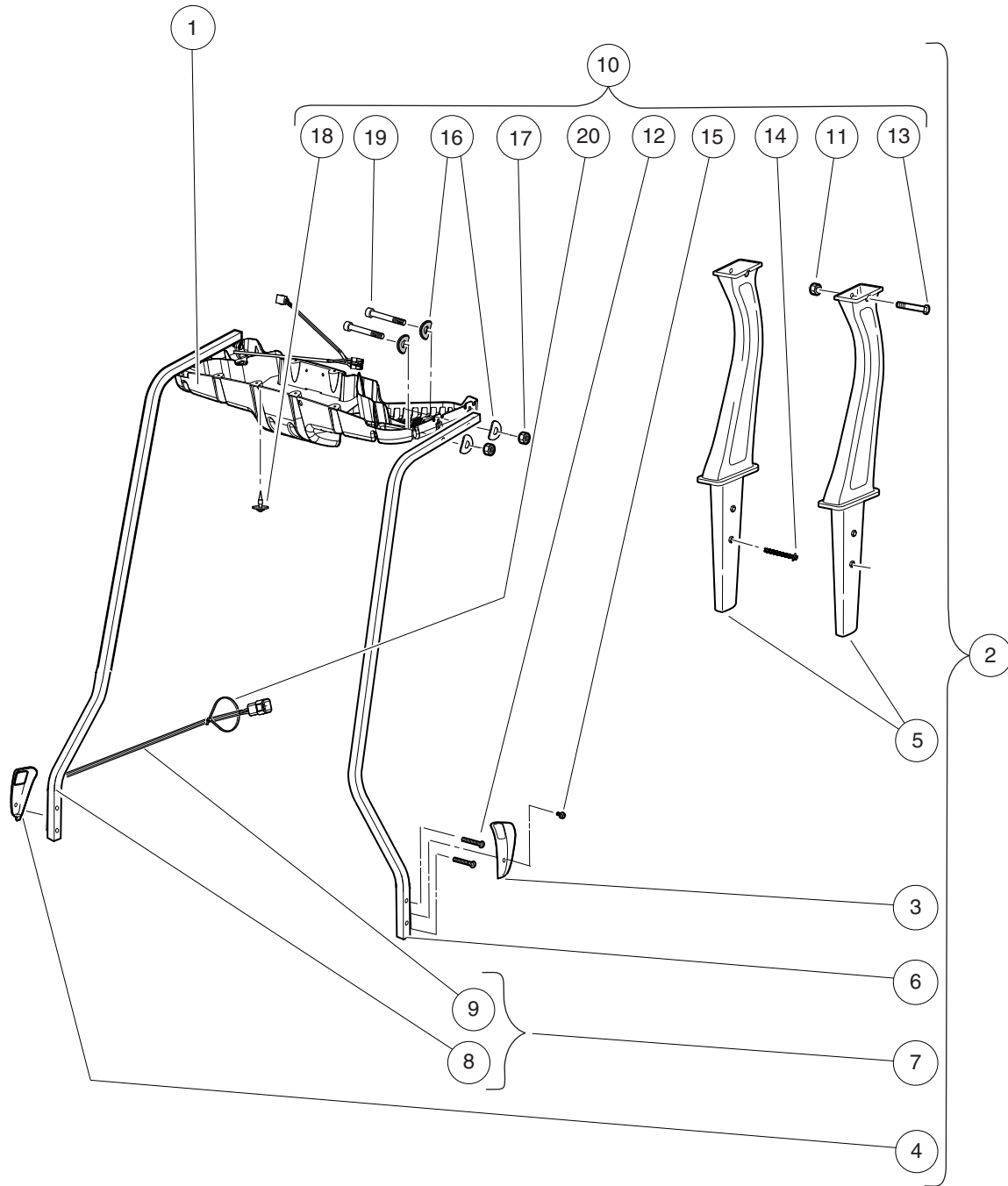
000439-010

# CANOPY STRUTS

| ITEM | PART NO.  | DESCRIPTION  | QTY |
|------|-----------|--|-----|
|      |           | 1 2 3 4  |     |
| 1    | 104008901 | Kit, Sp, Struts, Std (includes items 2 through 7) .....        | 1   |
| 2    | 102400002 | Cover, Canopy Support, Driver-side, Black .....                | 1   |
| 3    | 102400102 | Cover, Canopy Support, Passenger-side, Black .....             | 1   |
| 4    | 102513501 | Asm-rear Canopy Support .....                                  | 2   |
| 5    | 103750001 | Strut, Canopy Front, Passenger-side .....                      | 1   |
| 6    | 103750101 | Strut, Canopy Front, Driver-side .....                         | 1   |
| 7    | 104008501 | Kit, Hardware, Canopy, Std (includes items 8 through 15) ..... | 1   |
| 8    | 102298401 | Nut,m8,all Metal Lock .....                                    | 2   |
| 9    | 102299065 | M8-1.25 X 65 Tx Bttm Hd Bolt .....                             | 4   |
| 10   | 102299360 | Screw, M8-1.25 X 60, Sems, Tx .....                            | 2   |
| 11   | 102299601 | Screw, Pt, K80x70 Hex Flg Hd .....                             | 2   |
| 12   | 102544201 | Screw, M6 Hex .....  | 2   |
| 13   | 103196001 | Washer, Conical Spring, Canopy .....                           | 8   |
| 14   | 103199301 | Bolt - M6 X 1 X 45 Hh Grey .....                               | 4   |
| 15   | 103200301 | Nut, M6 x 1.00 .....   | 4   |

1  
G  
E

**1**  
**G**  
**E**



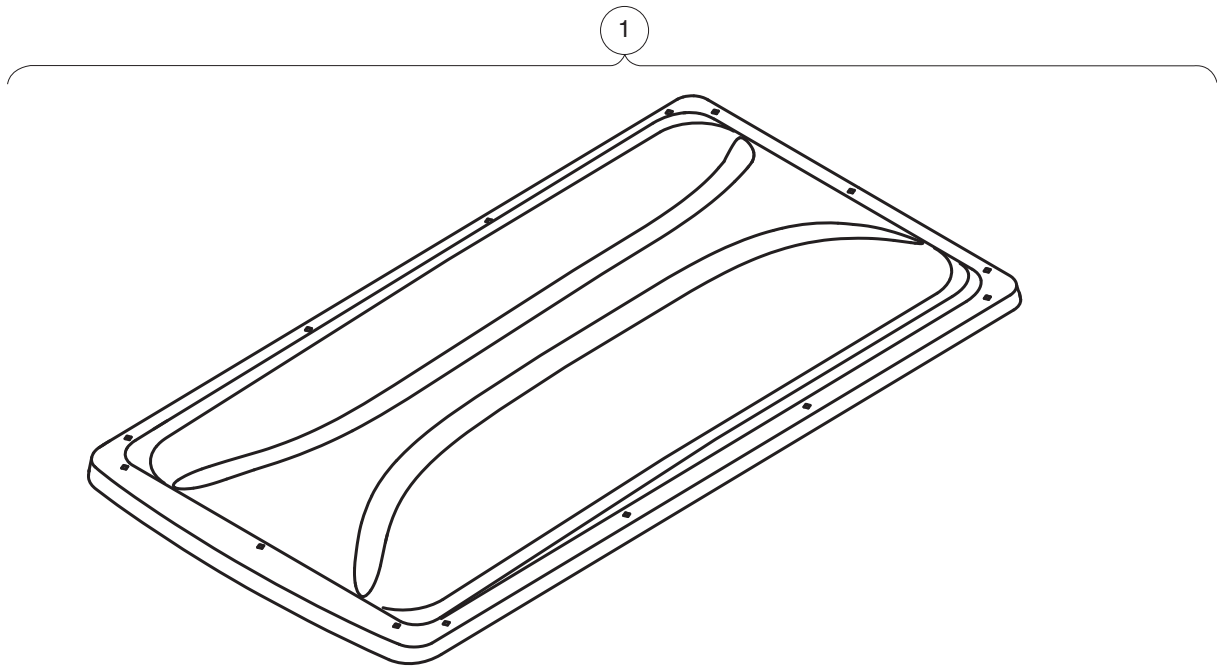
000439-011

# VISAGE CANOPY STRUTS AND CONSOLE

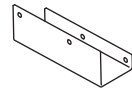
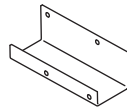
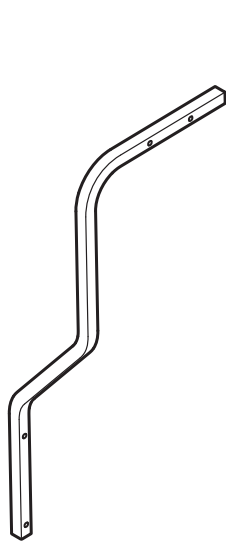
| ITEM | PART NO.  | DESCRIPTION   | QTY |
|------|-----------|---|-----|
|      |           | 1 2 3 4   |     |
| 1    | 103725601 | Support, Guardian Canopy Mt .....   | 1   |
| 2    | 104008902 | Kit, Sp, Struts, Prec, Vis (includes items 3 through 10) .....              | 1   |
| 3    | 102400002 | Cover, Canopy Support, Driver-side, Black .....                             | 1   |
| 4    | 102400102 | Cover, Canopy Support, Passenger-side, Black .....                          | 1   |
| 5    | 102513501 | Asm-rear Canopy Support .....   | 2   |
| 6    | 103750101 | Strut, Canopy Front, Driver-side .....                                      | 1   |
| 7    | 103775201 | Asm, Strut, Canopy Front, Passenger-side, V2 (includes items 8 and 9) ..... | 1   |
| 8    | 103750001 | Strut, Canopy Front, Passenger-side .....                                   | 1   |
| 9    | 103775601 | Harness, Canopy Mount, V2 .....   | 1   |
| 10   | 104008502 | Kit, Hardware, Canopy, Vis (includes items 11 through 20) .....             | 1   |
| 11   | 102298401 | Nut,m8,all Metal Lock .....   | 2   |
| 12   | 102299065 | M8-1.25 X 65 Tx Bttm Hd Bolt .....  | 4   |
| 13   | 102299360 | Screw, M8-1.25 X 60, Sems, Tx .....   | 2   |
| 14   | 102299601 | Screw, Pt, K80x70 Hex Flg Hd .....  | 2   |
| 15   | 102544201 | Screw, M6 Hex .....   | 2   |
| 16   | 103196001 | Washer, Conical Spring, Canopy .....  | 4   |
| 17   | 103200301 | Nut, M6 x 1.00 .....  | 4   |
| 18   | 103774801 | Screw, Pt, Washer Head, 4x16 .....  | 6   |
| 19   | 103881201 | Socket Head Cap Screw, M6 X 50mm, Magni-Coated .....                        | 4   |
| 20   | 8990      | Tie Wrap, 8" Nylon .....  | 1   |

**1**  
**G**  
**E**

**1**  
**G**  
**E**



2

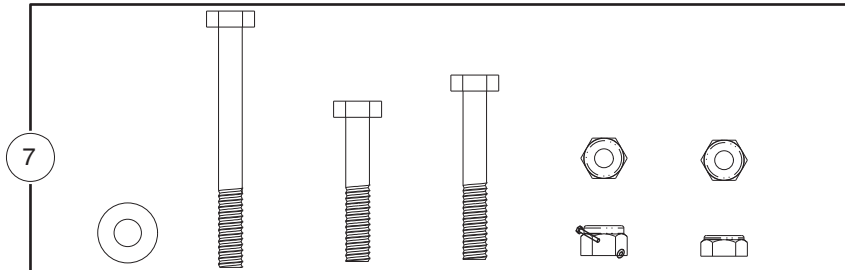


3

4

5

6



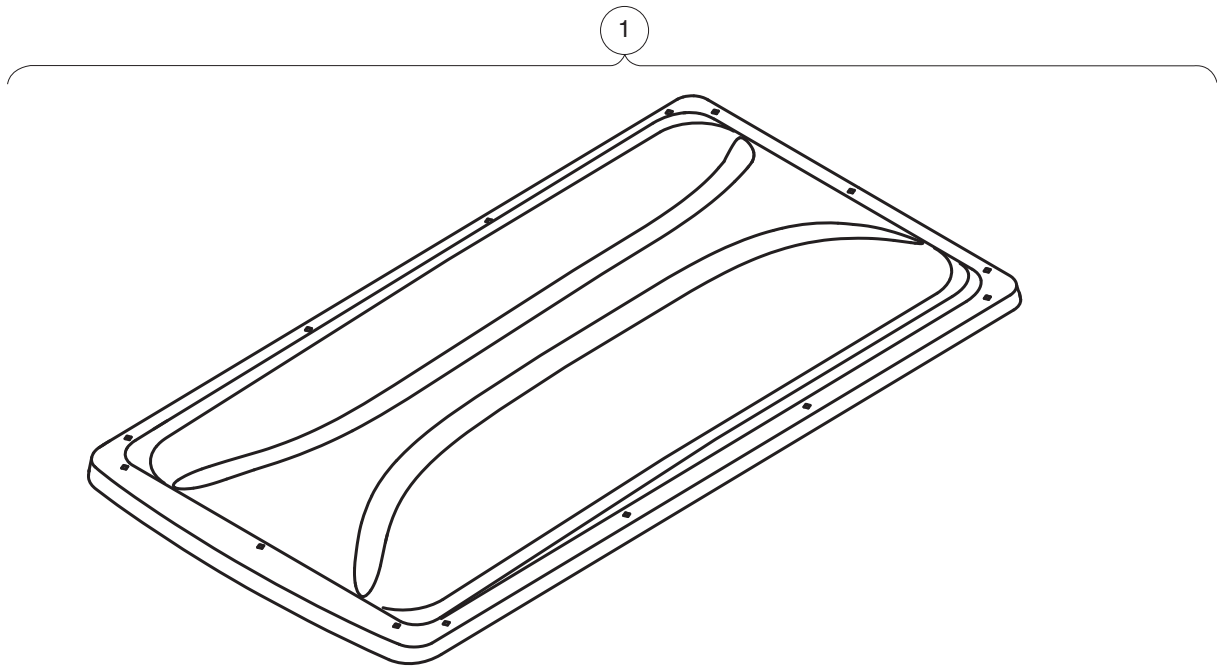
001329-001

# FOUR-PASSENGER CANOPY WITH REAR STRUTS – BLACK

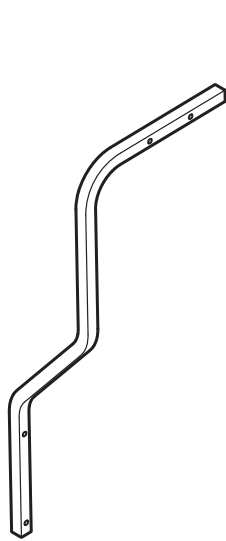
| ITEM | PART NO.    | DESCRIPTION  | QTY |
|------|-------------|--|-----|
|      |             | 1 2 3 4  |     |
| 1    | 47570464001 | Kit, Canopy, Phantom, Blk (includes items 2 through 7) ..... | 1   |
| 2    | N/A         | Top, Canopy, Phantom Blk .....                               | 1   |
| 3    | N/A         | Strut, Canopy, Phantom Ds .....                              | 1   |
| 4    | N/A         | Strut, Canopy, Phantom Ps .....                              | 1   |
| 5    | 47582821001 | Bracket, Canopy, Phantom Ds .....                            | 1   |
| 6    | 47582821002 | Bracket, Canopy, Phantom Ps .....                            | 1   |
| 7    | 47583112001 | Kit, Hardware, Canopy Phantom .....                          | 1   |

1  
G  
E

**1**  
**G**  
**E**



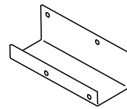
2



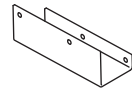
3



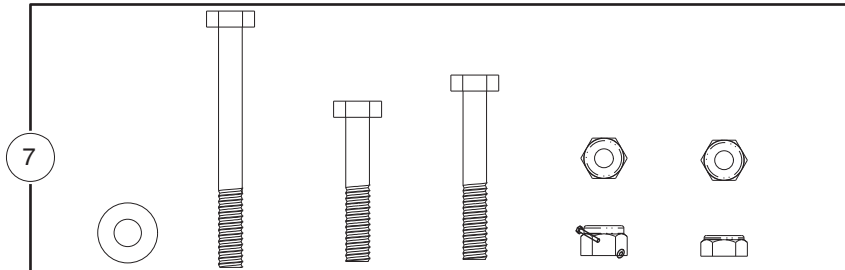
4



5



6



7

001329-001

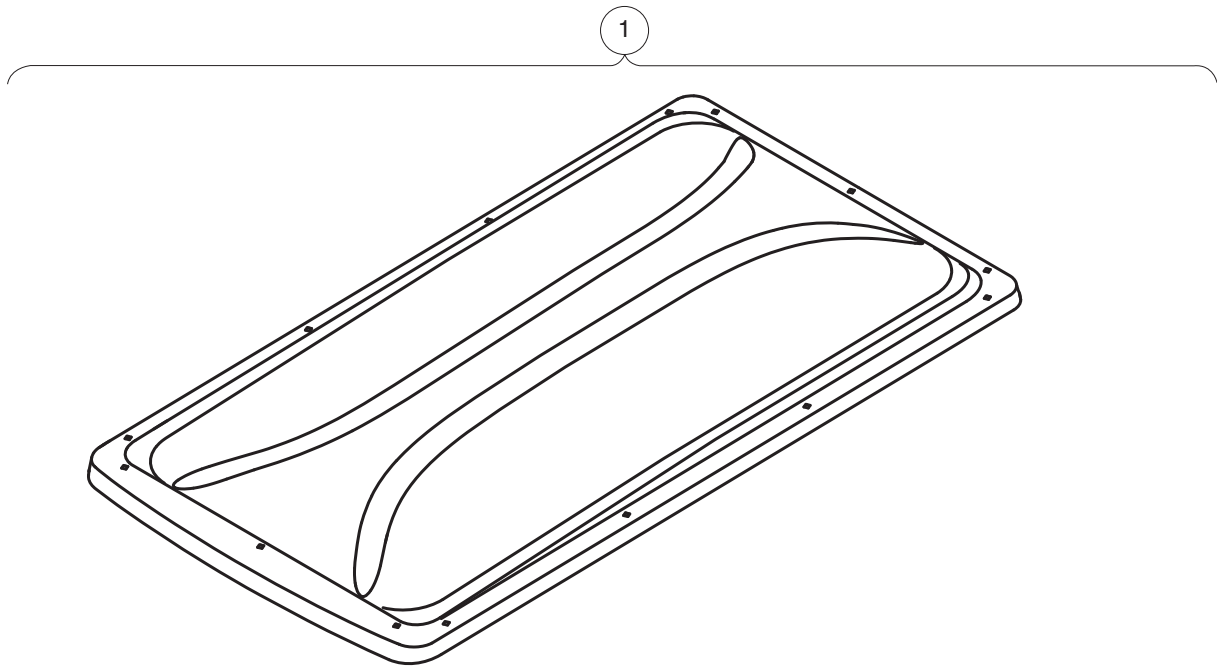


# FOUR-PASSENGER CANOPY WITH REAR STRUTS – WHITE

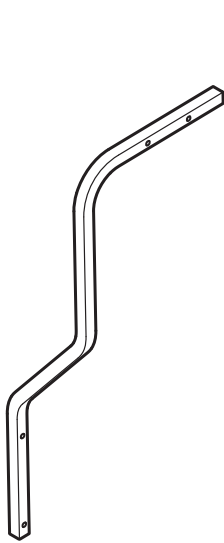
| ITEM | PART NO.    | DESCRIPTION  | QTY |
|------|-------------|--|-----|
|      |             | <b>1 2 3 4</b>   |     |
| 1    | 47570464002 | Kit, Canopy, Phantom, Wht (includes items 2 through 7) ..... | 1   |
| 2    | N/A         | Top, Canopy, Phantom Wht .....                               | 1   |
| 3    | N/A         | Strut, Canopy, Phantom Ds .....                              | 1   |
| 4    | N/A         | Strut, Canopy, Phantom Ps .....                              | 1   |
| 5    | 47582821001 | Bracket, Canopy, Phantom Ds .....                            | 1   |
| 6    | 47582821002 | Bracket, Canopy, Phantom Ps .....                            | 1   |
| 7    | 47583112001 | Kit, Hardware, Canopy Phantom .....                          | 1   |

**1**  
**G**  
**E**

**1**  
**G**  
**E**



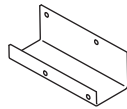
2



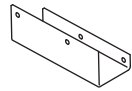
3



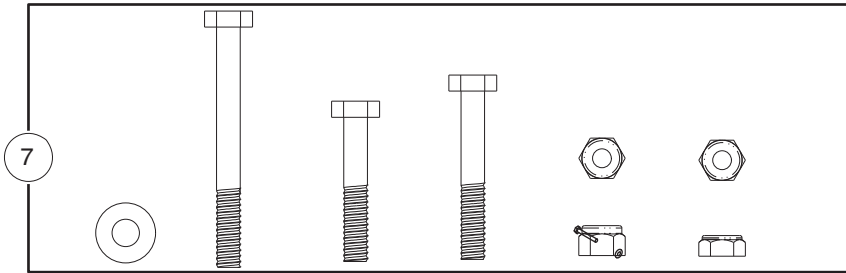
4



5



6



7

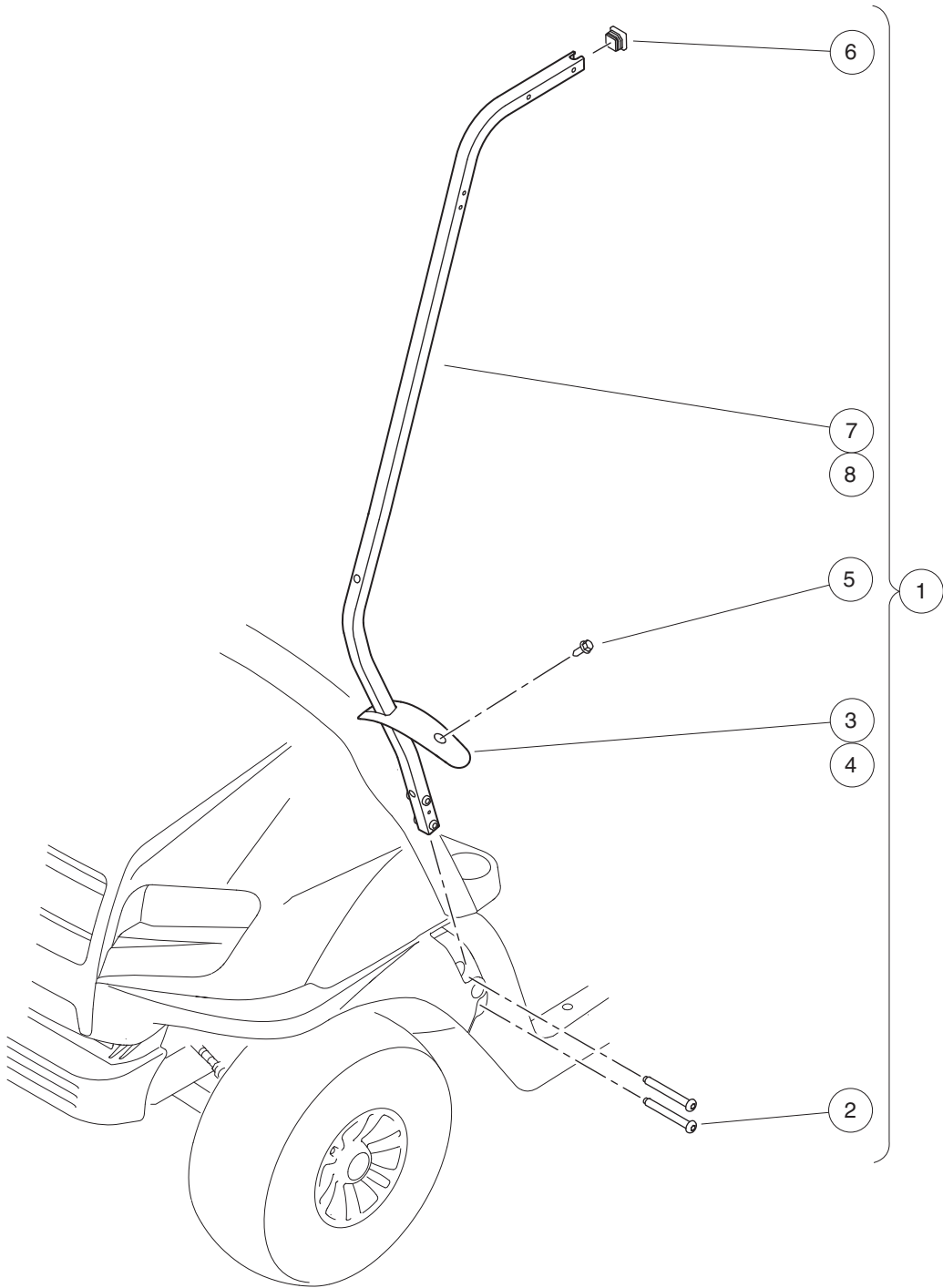
001329-001

## FOUR-PASSENGER CANOPY WITH REAR STRUTS – BEIGE

| ITEM | PART NO.    | DESCRIPTION  | QTY |
|------|-------------|--|-----|
|      |             | <b>1 2 3 4</b>   |     |
| 1    | 47570464003 | Kit, Canopy, Phantom, Beige (includes items 2 through 7) ..... | 1   |
| 2    | N/A         | Top, Canopy, Phantom Beige .....                               | 1   |
| 3    | N/A         | Strut, Canopy, Phantom Ds .....                                | 1   |
| 4    | N/A         | Strut, Canopy, Phantom Ps .....                                | 1   |
| 5    | 47582821001 | Bracket, Canopy, Phantom Ds .....                              | 1   |
| 6    | 47582821002 | Bracket, Canopy, Phantom Ps .....                              | 1   |
| 7    | 47583112001 | Kit, Hardware, Canopy Phantom .....                            | 1   |

**1**  
**G**  
**E**

**1**  
**G**  
**E**



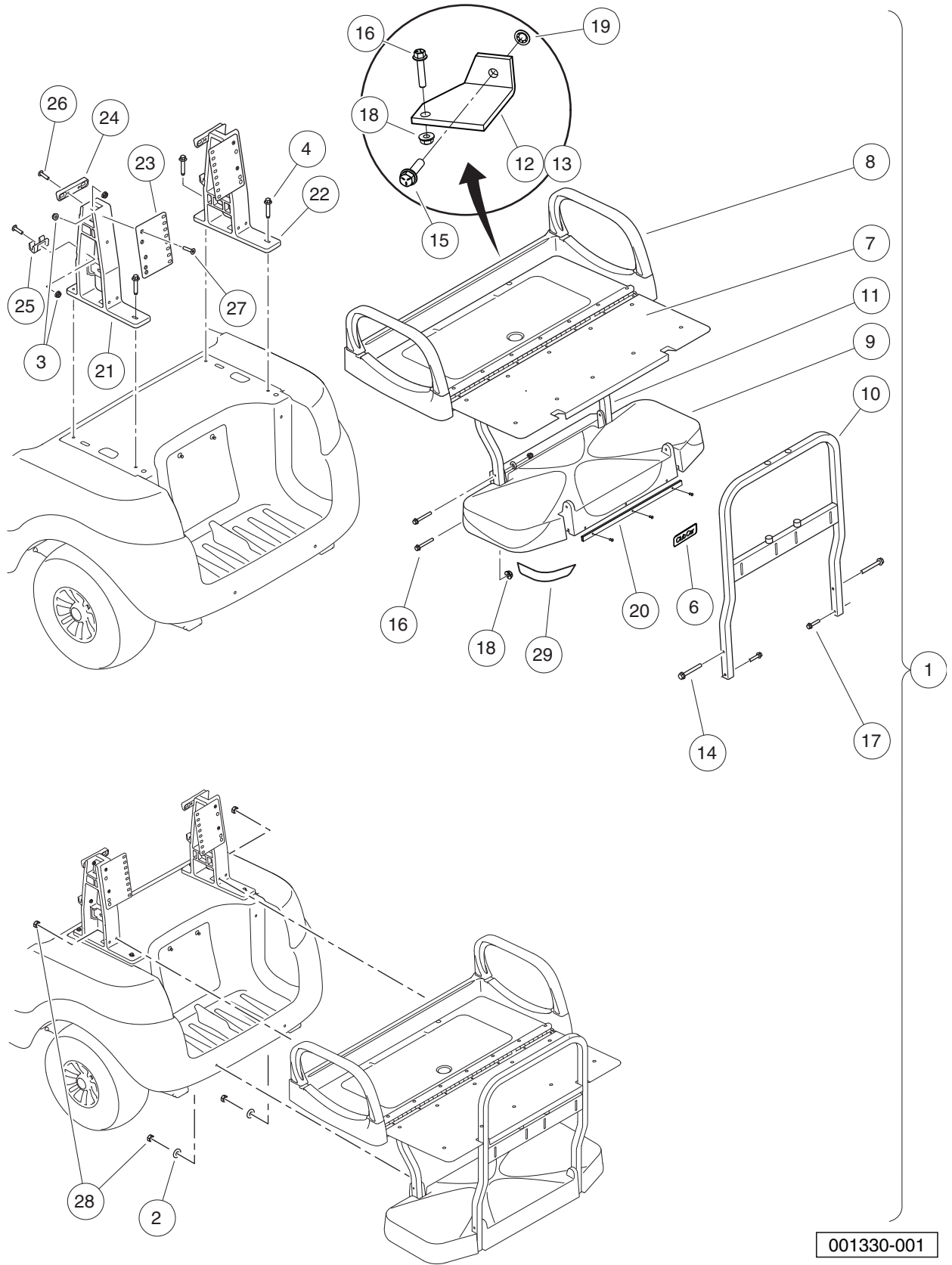
001397-001

# FRONT STRUT KIT, FOUR-PASSENGER CANOPY

| ITEM | PART NO.    | DESCRIPTION   | QTY |
|------|-------------|---|-----|
|      |             | 1 2 3 4   |     |
| 1    | 47592812001 | Kit, Front Struts, Onward, 4Pass (includes items 2 through 8) ..... | 1   |
| 2    | 102299065   | M8-1.25 X 65 Tx Bttn Hd Bolt .....                                  | 4   |
| 3    | 102400002   | Cover, Canopy Support, Driver-side, Black .....                     | 1   |
| 4    | 102400102   | Cover, Canopy Support, Passenger-side, Black .....                  | 1   |
| 5    | 102544201   | Screw, M6 Hex .....   | 2   |
| 6    | 102581201   | Plug, Square - 25.4 mm .....  | 2   |
| 7    | 103750001   | Strut, Canopy Front, Passenger-side .....                           | 1   |
| 8    | 103750101   | Strut, Canopy Front, Driver-side .....                              | 1   |

1  
G  
E

**1**  
**G**  
**E**



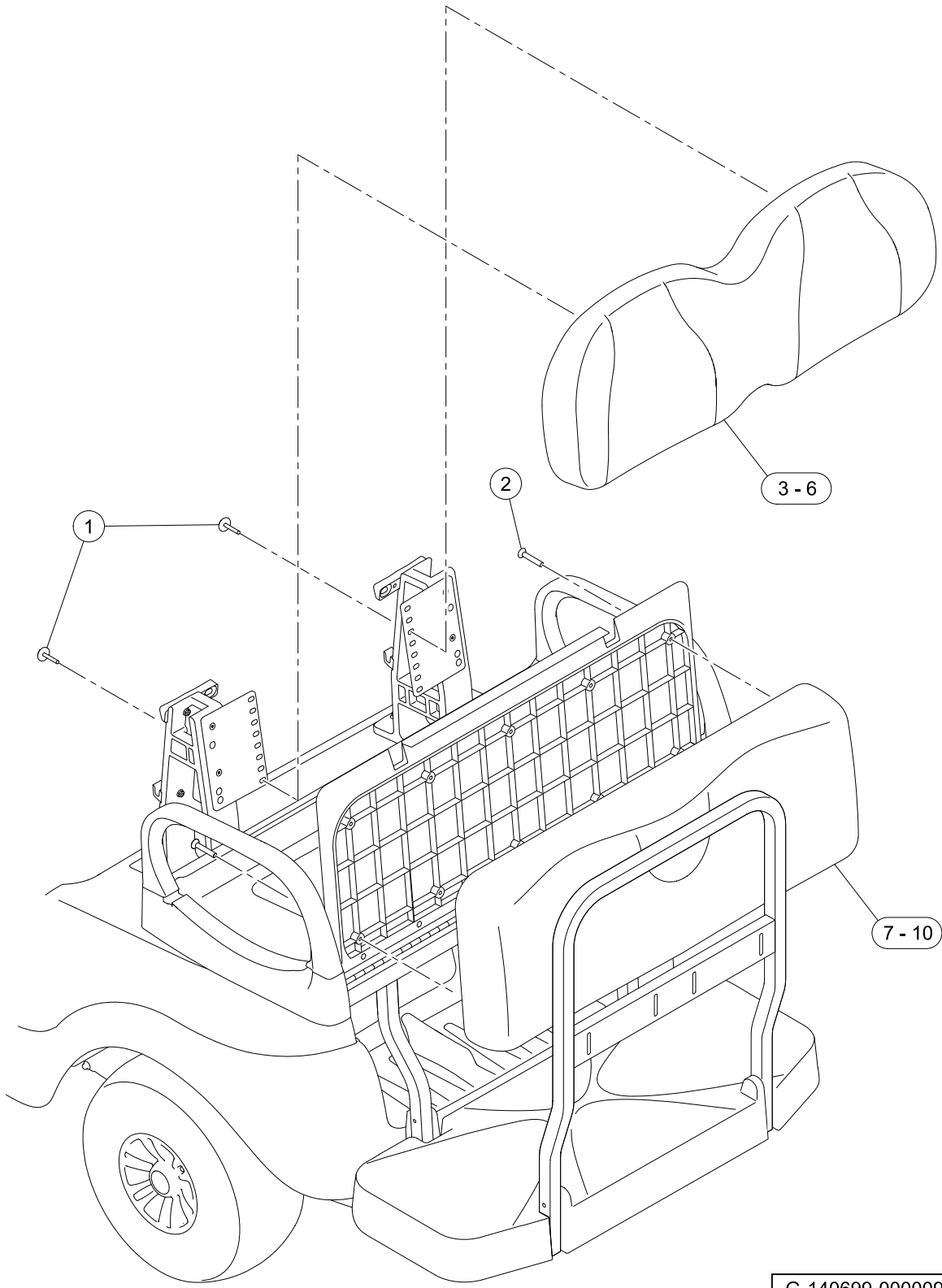
001330-001

# REAR-FACING SEAT FRAME AND FOOT DECK – CONSUMER CAR

| ITEM | PART NO.    | DESCRIPTION  | QTY |
|------|-------------|--|-----|
|      |             | <b>1 2 3 4</b>   |     |
| 1    | 47592811001 | Kit, Folddown, Seatback, 4-Passenger (includes items 2 through 29) ..... | 1   |
| 2    | 1011578     | Washer, 5/16 Type B Flat .....   | 2   |
| 3    | 101835601   | Locknut, 1/4-20 Hex Whiz .....   | 8   |
| 4    | 102298240   | Bolt, Flange Head, M8-1.25 X 40 .....                                    | 4   |
| 5    | N/A         | Asm, Fold Down Seat, Csmr, MX5 (includes items 6 through 20) .....       | 1   |
| 6    | 102278802   | Decal, Club Car, Silver .....  | 1   |
| 7    | 47564782001 | Assy, Seat Base, Dmd, Mx5 .....  | 1   |
| 8    | 47564783001 | Arm Rest, Mx5 .....  | 2   |
| 9    | 47564784001 | Assy, Foot Rest, Mx5 .....   | 1   |
| 10   | 47564785001 | Grab Bar, Rear, Mx5 .....  | 1   |
| 11   | 47564786001 | Support, Bumper Mount, MX5 .....   | 1   |
| 12   | 47564787001 | Bracket, Seat Base Mount, Driver-side, MX5 .....                         | 1   |
| 13   | 47564787002 | Bracket, Seat Base Mount, Passenger-side, MX5 .....                      | 1   |
| 14   | 47568672001 | Bolt, 5/16-18x2.5 Hx Flg Zn G8 .....                                     | 4   |
| 15   | 47568673001 | Bolt, 5/16-18x1.25 Hx Flg Zn G5 .....                                    | 2   |
| 16   | 47568674001 | Bolt, 1/4-20x2.0 Hx Flg Zn G5 .....                                      | 6   |
| 17   | 47568674002 | Bolt, 1/4-20x1.25 Hx Flg Zn G5 .....                                     | 4   |
| 18   | 47568676001 | Nut, 1/4-20 Hx Flg Zn Nyloc .....  | 10  |
| 19   | 47568677001 | Nut, 5/16, Push, Ps .....  | 4   |
| 20   | 47581051001 | Stiffener, Foot Rest, Mx5 .....  | 1   |
| 21   | 47563300001 | Support, Seat Back, Driver-side, MX5, Csmr .....                         | 1   |
| 22   | 47563300002 | Support, Seat Back, Passenger-side, MX5, Csmr .....                      | 1   |
| 23   | 47563301001 | Bracket, Seat Back, Rear, Csmr .....                                     | 2   |
| 24   | 47563302001 | Brkt, St Bk, Frnt, Top, Csmr .....                                       | 2   |
| 25   | 47563303001 | Bracket, Seat Back, Front, Bottom, CSMR .....                            | 2   |
| 26   | 47563304001 | Screw, Trshd, 1/4-20x1.00, Lp .....                                      | 4   |
| 27   | 47563305001 | Screw, Flthd, 1/4-20x1.25, Lp .....                                      | 4   |
| 28   | 47568675001 | Nut, 5/16-18 Hx Flg Zn Nyloc .....                                       | 4   |
| 29   | 47578327001 | Reflector, Reflex, Red, Mx5 .....  | 2   |

**1**  
**G**  
**E**

**1**  
**G**  
**E**



G-140699-000009



## REAR-FACING SEAT

| ITEM | PART NO.    | DESCRIPTION  | QTY |
|------|-------------|--|-----|
|      |             | 1 2 3 4  |     |
| 1    | 47563306001 | Screw, M6x1.0x30, Sems, Lp .....   | 4   |
| 2    | 47563307001 | Screw, Flthd, 1/4-20x1.50, Ss .....  | 10  |
| 3    | 47564886021 | Asm, Seat Back, Rear, Beige, Service Replacement .....   | 1   |
| 4    | 47564886022 | Asm, Seat Back, Rear, White, Service Replacement .....   | 1   |
| 5    | 47564886024 | Asm, Seat Back, Rear, Gray, Service Replacement .....  | 1   |
| 6    | 47564886025 | Asm, Seat Back, Rear, Black, Service Replacement .....   | 1   |
| 7    | 47564887021 | Asm, Seat Bottom, Rear, Beige, Service Replacement .....   | 1   |
| 8    | 47564887022 | Asm, Seat Bottom, Rear, White, Service Replacement .....   | 1   |
| 9    | 47564887024 | Asm, Seat Bottom, Rear, Gray, Service Replacement .....  | 1   |
| 10   | 47564887025 | Asm, Seat Bottom, Rear, Black, Service Replacement .....   | 1   |
|      |             | <p>Note: For current or additional seat color options contact your local Club Car dealer or distributor.</p> |     |

1  
G  
E

**1**

**G**

**E**

# WHEELS AND TIRES

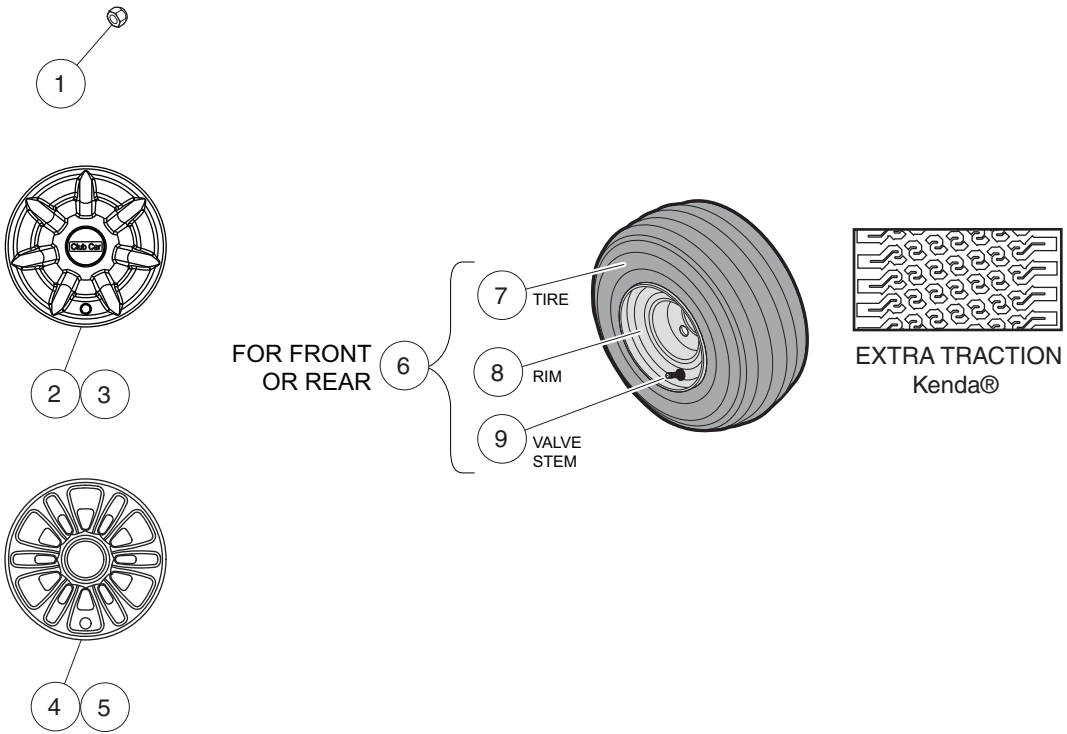
---

2

G

E

**2**  
**G**  
**E**



001398-001

# WHEELS AND TIRES

| ITEM  | PART NO.  | DESCRIPTION   | QTY |
|---|-----------|---|-----|
|   |           | <b>1 2 3 4</b>  |     |
| 1   | 1010984   | .500-20 Unf Lug Nut .....   | 16  |
| 2   | 102559901 | Hub Cap Kit (includes item 3) .....                                       | 1   |
| 3   | 103694501 | Hub Cap, 7 Prong .....  | 4   |
| 4   | 102559902 | Kit, Wheel Cover, 12 Spk (includes item 5) .....                          | 1   |
| 5   | 105142401 | Wheel Cover, 12 Spk, 8", Slvr .....                                       | 4   |
| 6   | 103951002 | Assembly, Silver Wheel Kenda, X/t 6ply (includes items 7 through 9) ..... | 4   |
| 7   | 102569302 | Tire, Kenda, 18x8.5-8, 6-ply Xtr .....                                    | 1   |
| 8   | 103459104 | Wheel Rim, 8"x7", Silver, Std .....                                       | 1   |
| 9   | 7310      | Valve Stem, Black Plastic .....   | 1   |
| <p>Note: For current or additional wheel and tire assemblies contact your local Club Car dealer or distributor. You may also reference the wheel and tire matrix on the Club Car website.</p> |           |   |     |

2  
G  
E

**2**

**G**

**E**

# DECALS

---

3

G

E

3

G

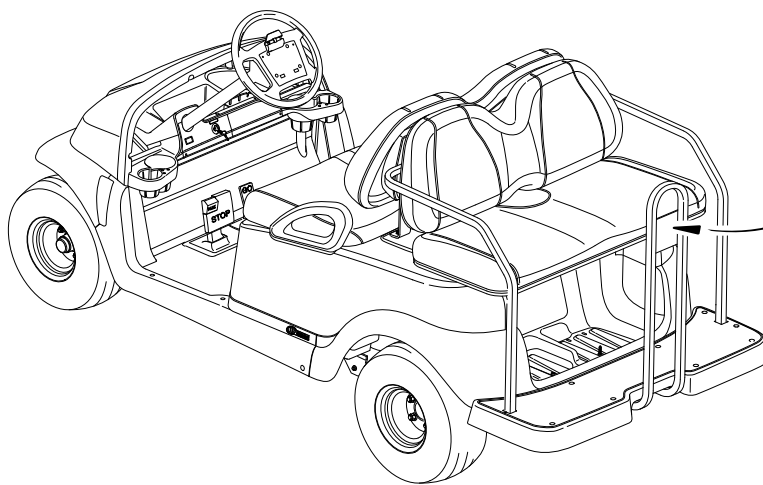
E

 **WARNING**

**FALLING OFF COULD RESULT  
IN SEVERE INJURY OR DEATH**

- Remain seated with entire body inside vehicle and hold on to seat handle or handrail at all times.
- Two (2) persons per bench seat maximum.
- One (1) person per bucket seat maximum.
- Do not leave children unattended on vehicle at anytime.
- Never stand in front of or behind vehicle.

CCI 101705701



000495-001



# DECAL – PRECEDENT VILLAGER 4

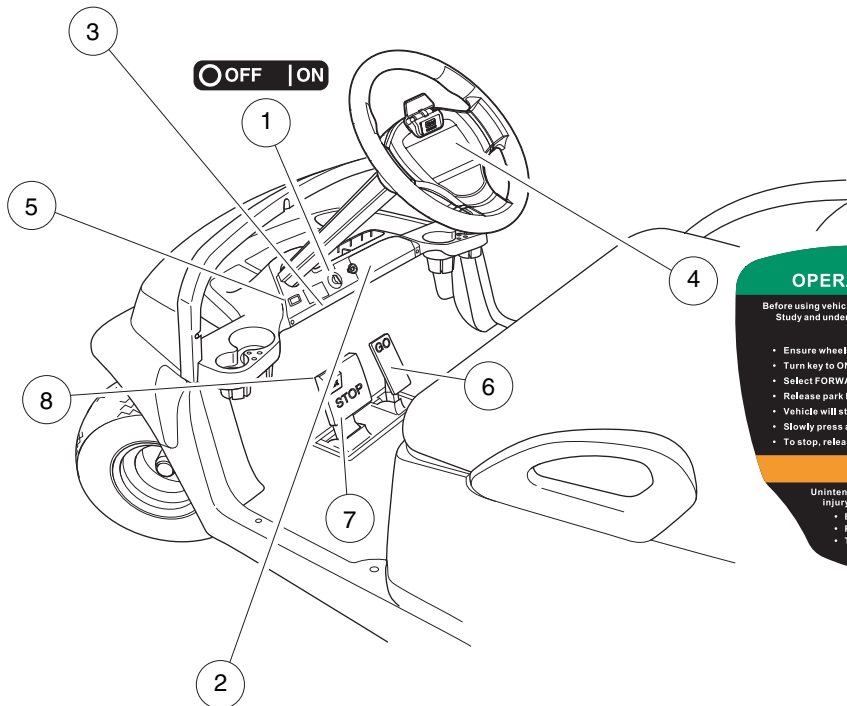
| ITEM | PART NO.  | DESCRIPTION                     | QTY |
|------|-----------|---------------------------------|-----|
| 1    | 101705701 | 1 2 3 4<br>Decal, Warning ..... | 4   |

3  
G  
E

**IMPORTANT NOTICE**

This vehicle does not conform to ANSI Z130.1 - "Standard for Golf Cars - Safety and Performance Requirements" because it is capable of speeds in excess of 15 miles per hour. Exercise caution.

CCI 10255901



**OPERATING INSTRUCTIONS**

Before using vehicle, read owner's manual and vehicle safety warnings. Study and understand controls.

**TO OPERATE**

- Ensure wheels are turned in desired direction and path is clear.
- Turn key to ON position.
- Select FORWARD or REVERSE only when stopped.
- Release park brake fully.
- Vehicle will start moving when accelerator pedal is pressed.
- Slowly press accelerator pedal to increase speed.
- To stop, release accelerator pedal and press brake pedal.

**WARNING**

Unintended vehicle movement may cause severe injury or death. Before leaving vehicle:

- Engage park brake to lock wheels.
- Place vehicle in NEUTRAL.
- Turn key to OFF and remove key.

10259002

**WARNING**

**ROLLOVER OR FALLING OFF MAY CAUSE SERIOUS INJURY OR DEATH.**

- Before using vehicle, read operating instructions.
- Do not start vehicle until all occupants are seated.
- Keep entire body inside vehicle while moving.
- Drive slowly in turns and straight up and down slopes.
- Use brakes to reduce speed when coasting downhill.
- Never operate under the influence of alcohol or drugs.
- For use by authorized persons in designated areas only.
- Remain seated while moving.
- Operate from driver side only.
- Never operate on public roads.
- Hold on to seat handle while moving.
- Two (2) persons per seat maximum.
- Never stand in front of or behind vehicle.
- Do not leave children unattended on vehicle.

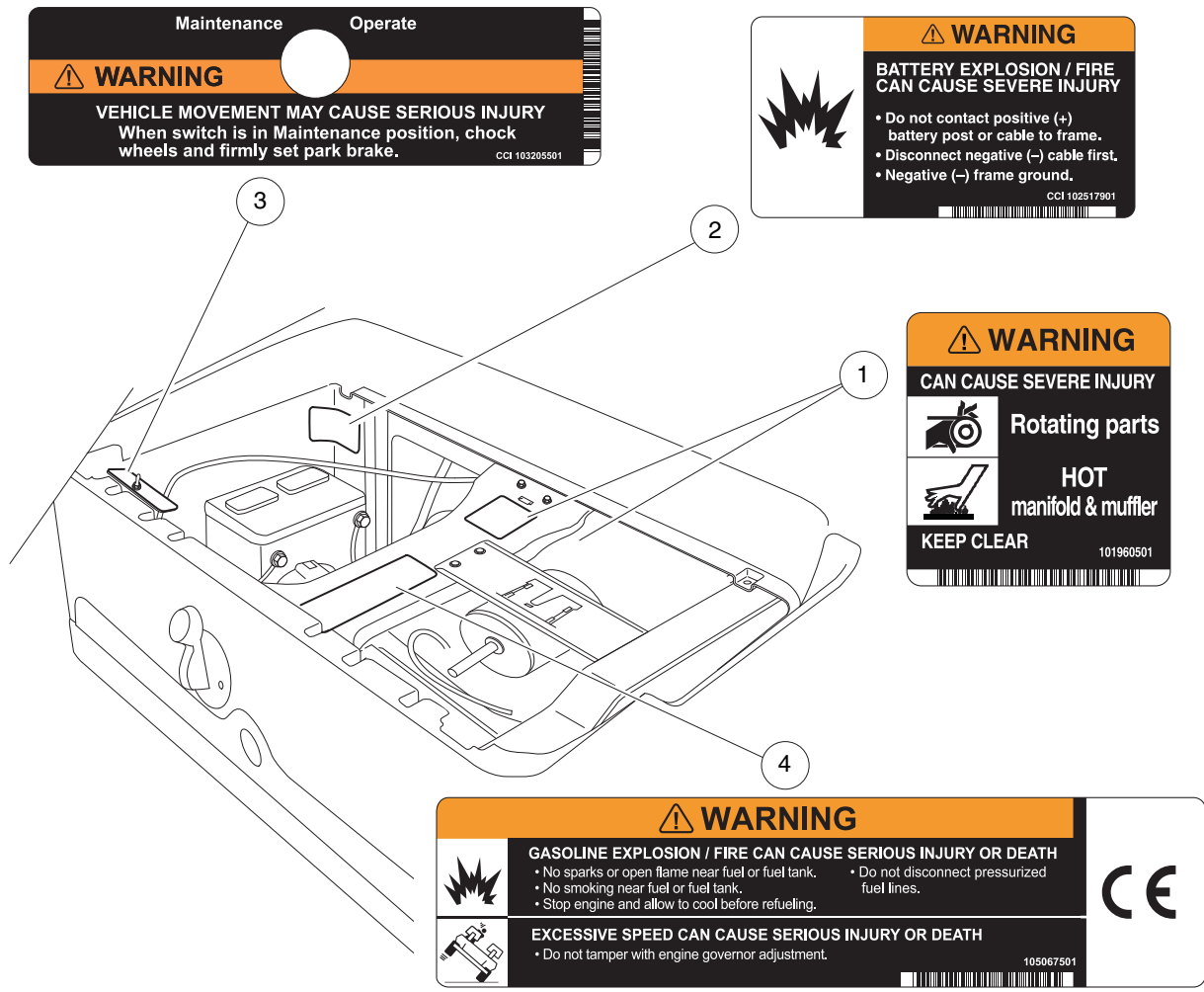
CCI 102519301

2546

## DECALS – GAS VEHICLE, PAGE 1 OF 3

| ITEM | PART NO.  | DESCRIPTION                    | QTY |
|------|-----------|--------------------------------|-----|
|      |           | 1 2 3 4                        |     |
| 1    | 101825101 | Decal, Off/On .....            | 1   |
| 2    | 102519301 | Decal, Warning, Rollover ..... | 1   |
| 3    | 102555901 | Decal, Private Speed .....     | 1   |
| 4    | 103783002 | Decal, Op Instr, Gas Ps .....  | 1   |

3  
G  
E



Maintenance Operate

**WARNING**

**VEHICLE MOVEMENT MAY CAUSE SERIOUS INJURY**  
When switch is in Maintenance position, chock wheels and firmly set park brake.

CCI 103205501

**WARNING**

**BATTERY EXPLOSION / FIRE CAN CAUSE SEVERE INJURY**

- Do not contact positive (+) battery post or cable to frame.
- Disconnect negative (-) cable first.
- Negative (-) frame ground.

CCI 102517901

**WARNING**

**CAN CAUSE SEVERE INJURY**

**Rotating parts**

**HOT manifold & muffler**

**KEEP CLEAR**

101960501

**WARNING**

**GASOLINE EXPLOSION / FIRE CAN CAUSE SERIOUS INJURY OR DEATH**

- No sparks or open flame near fuel or fuel tank.
- No smoking near fuel or fuel tank.
- Stop engine and allow to cool before refueling.
- Do not disconnect pressurized fuel lines.

**EXCESSIVE SPEED CAN CAUSE SERIOUS INJURY OR DEATH**

- Do not tamper with engine governor adjustment.

105067501

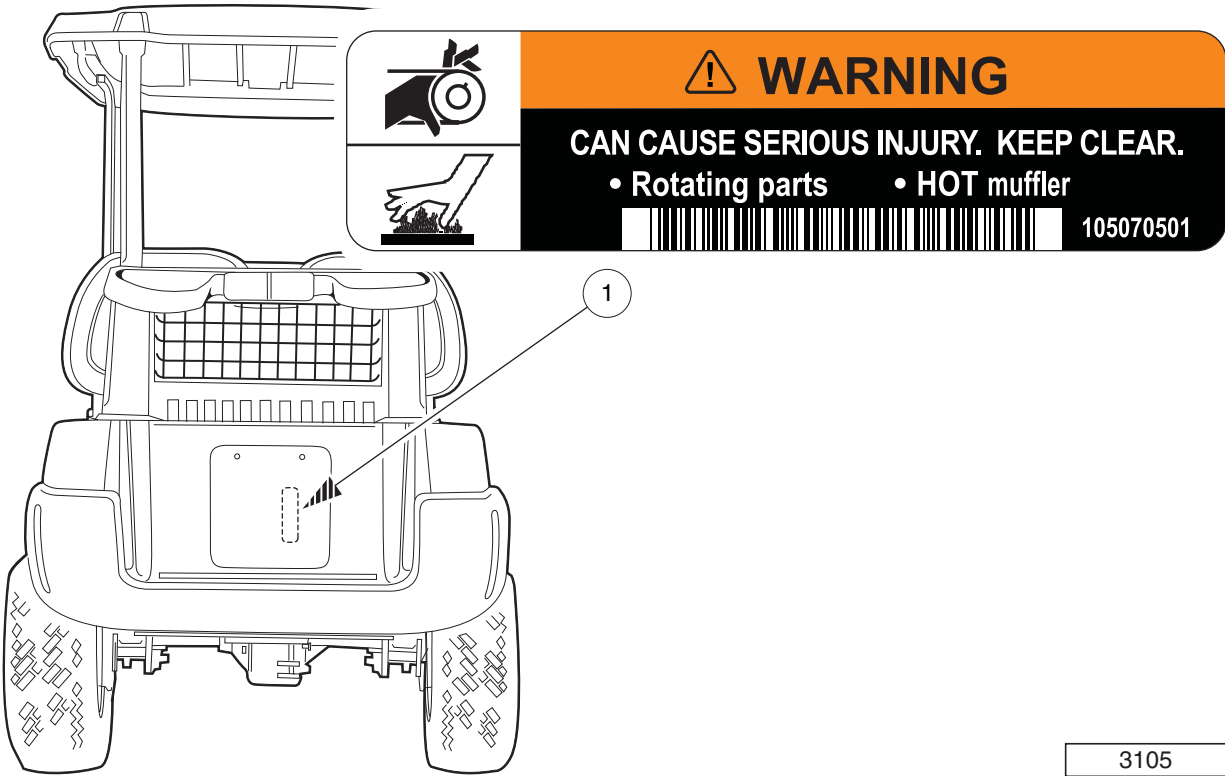
**CE**

3106

## DECALS – GAS VEHICLE, PAGE 2 OF 3

| ITEM | PART NO.  | DESCRIPTION  | QTY |
|------|-----------|--|-----|
|      |           | 1 2 3 4  |     |
| 1    | 101960501 | Decal, Rotating Parts/Hot Manifold .....                       | 2   |
| 2    | 102517901 | Decal, Warning - Frame Ground .....                            | 1   |
| 3    | 103205501 | Decal, Maintenance/Operate Switch .....                        | 1   |
| 4    | 105067501 | Decal, Warn - Gas/gov .....                                    | 1   |
|      |           | Note: Item 1 is located on bucket brace and starter/generator. |     |

3  
G  
E



3105

## DECALS – GAS VEHICLE, PAGE 3 OF 3

| ITEM | PART NO.  | DESCRIPTION   | QTY |
|------|-----------|---|-----|
| 1    | 105070501 | 1 2 3 4<br>Decal, Gas, Rotating Parts/Hot Muffler ..... | 1   |

3  
G  
E

**IMPORTANT NOTICE**

This vehicle does not conform to ANSI Z130.1 - "Standard for Golf Cars - Safety and Performance Requirements" because it is capable of speeds in excess of 15 miles per hour. Exercise caution.  
CCI 10255901

**OPERATING INSTRUCTIONS**

Before using vehicle, read owner's manual and vehicle safety warnings. Study and understand controls.

**TO OPERATE**

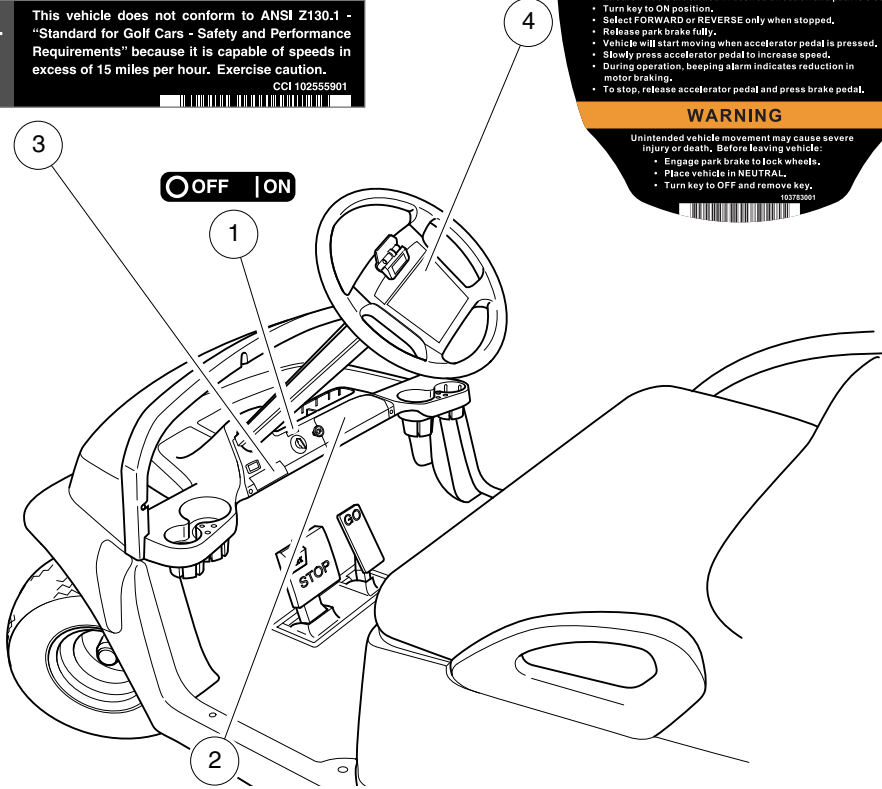
- Ensure wheels are turned in desired direction and path is clear.
- Turn key to ON position.
- Select FORWARD or REVERSE only when stopped.
- Release park brake fully.
- Vehicle will start moving when accelerator pedal is pressed.
- Slowly press accelerator pedal to increase speed.
- During operation, beeping alarm indicates reduction in motor braking.
- To stop, release accelerator pedal and press brake pedal.

**WARNING**

Unintended vehicle movement may cause severe injury or death. Before leaving vehicle:

- Engage park brake to lock wheels.
- Place vehicle in NEUTRAL.
- Turn key to OFF and remove key.

10373301



**⚠ WARNING**

**ROLLOVER OR FALLING OFF MAY CAUSE SERIOUS INJURY OR DEATH.**

- Before using vehicle, read operating instructions.
- Do not start vehicle until all occupants are seated.
- Keep entire body inside vehicle while moving.
- Drive slowly in turns and straight up and down slopes.
- Use brakes to reduce speed when coasting downhill.
- Never operate under the influence of alcohol or drugs.
- For use by authorized persons in designated areas only.
- Remain seated while moving.
- Operate from driver side only.
- Never operate on public roads.
- Hold on to seat handle while moving.
- Two (2) persons per seat maximum.
- Never stand in front of or behind vehicle.
- Do not leave children unattended on vehicle.

CCI 102519301

000441-010



## DECALS – ELECTRIC VEHICLE, PAGE 1 OF 2

| ITEM | PART NO.  | DESCRIPTION                    | QTY |
|------|-----------|--------------------------------|-----|
|      |           | <b>1 2 3 4</b>                 |     |
| 1    | 101825101 | Decal, Off/On .....            | 1   |
| 2    | 102519301 | Decal, Warning, Rollover ..... | 1   |
| 3    | 102555901 | Decal, Private Speed .....     | 1   |
| 4    | 103783001 | Decal, Op Instr, Ele .....     | 1   |

**3**  
**G**  
**E**

**WARNING**

**BATTERY EXPLOSION COULD RESULT IN SEVERE PERSONAL INJURY**

- Place Run/Tow switch in TOW position before performing any of the following:
  - Disconnecting or connecting battery cables
  - Towing this vehicle
  - Extended storage
  - Servicing the vehicle
- Do not store items in battery compartment.
- Keep electronic components dry.
- Do not operate vehicle without this plate properly installed.
- See vehicle service manual before servicing.

**RUN**

**TOW**

CCI 103384601

**CAUTION EXPOSURE TO WATER MAY DAMAGE ELECTRONIC COMPONENTS**

- Do not direct water stream in the area of this plate.
- See vehicle service manual before servicing.

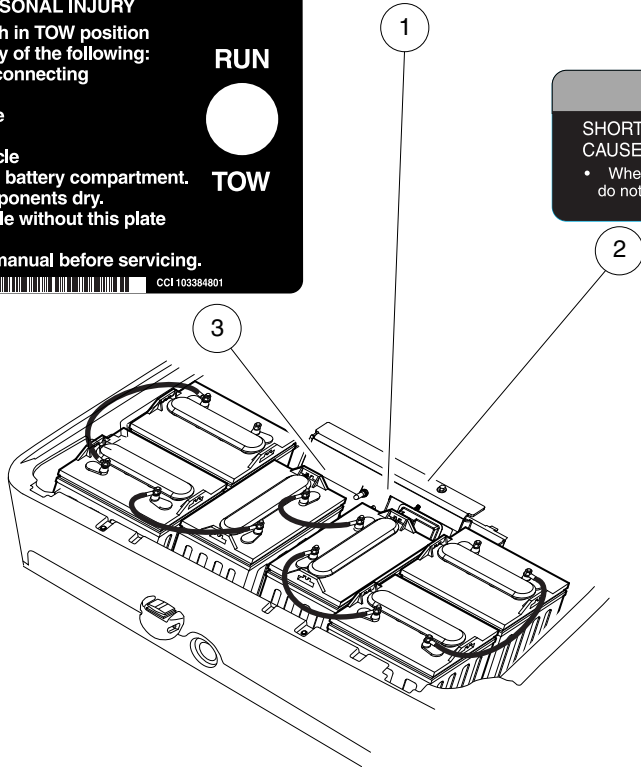
CCI 103384601

**WARNING**

**SHORTING OF BATTERY TERMINALS CAN CAUSE PERSONAL INJURY OR DEATH.**

- When removing component mounting plate, do not place plate directly on top of batteries.

103384701



000441-011

## DECALS – ELECTRIC VEHICLE, PAGE 2 OF 2

| ITEM | PART NO.  | DESCRIPTION                   | QTY |
|------|-----------|-------------------------------|-----|
|      |           | <b>1 2 3 4</b>                |     |
| 1    | 103384601 | Decal-water Exposure .....    | 1   |
| 2    | 103384701 | Decal-warning, Short .....    | 1   |
| 3    | 103384801 | Decal, Warning, RUN/TOW ..... | 1   |

**3**  
**G**  
**E**

**3**

**G**

**E**

# LIGHTS, CONTROLS AND INDICATORS

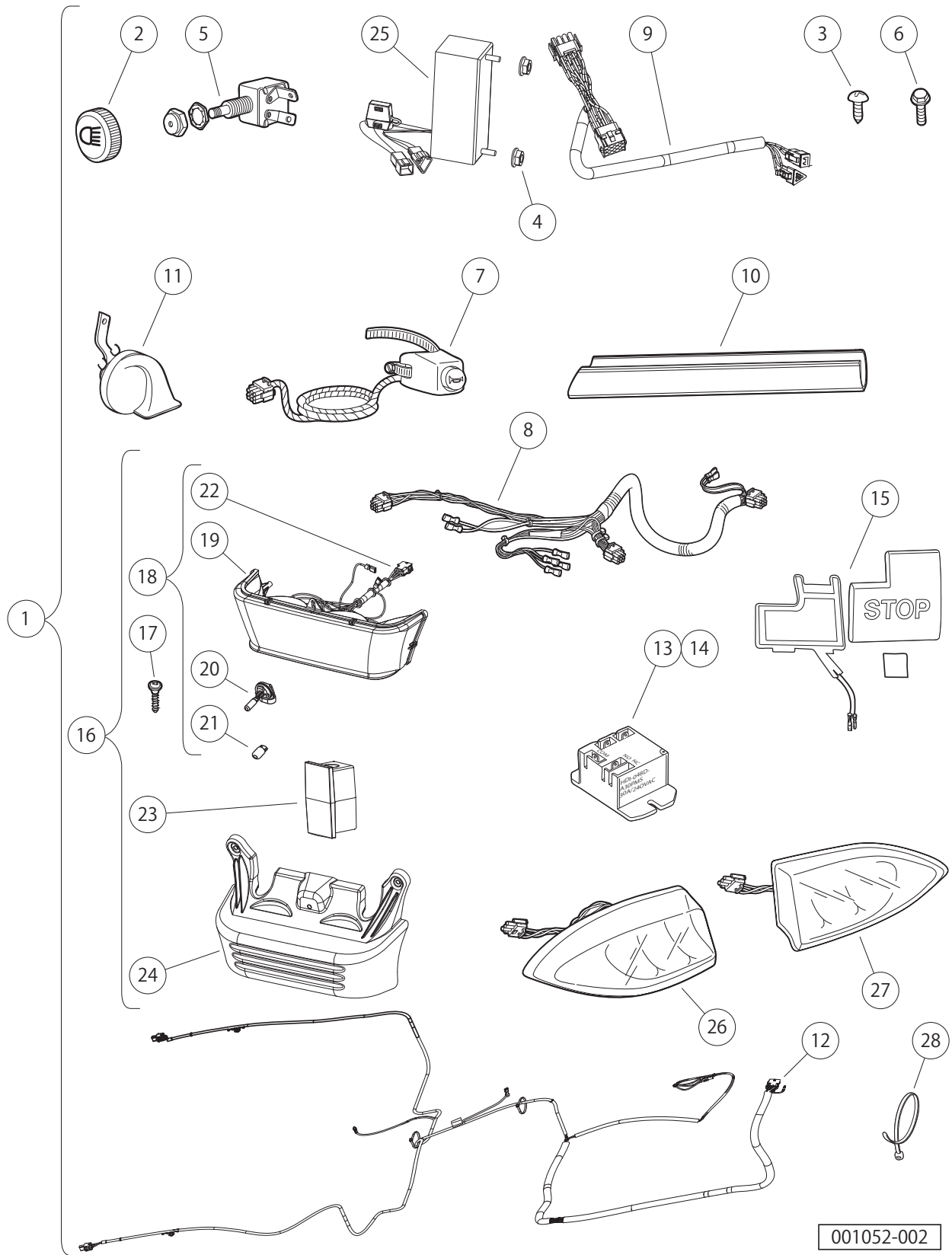
---

4

G

E

**4**  
**G**  
**E**



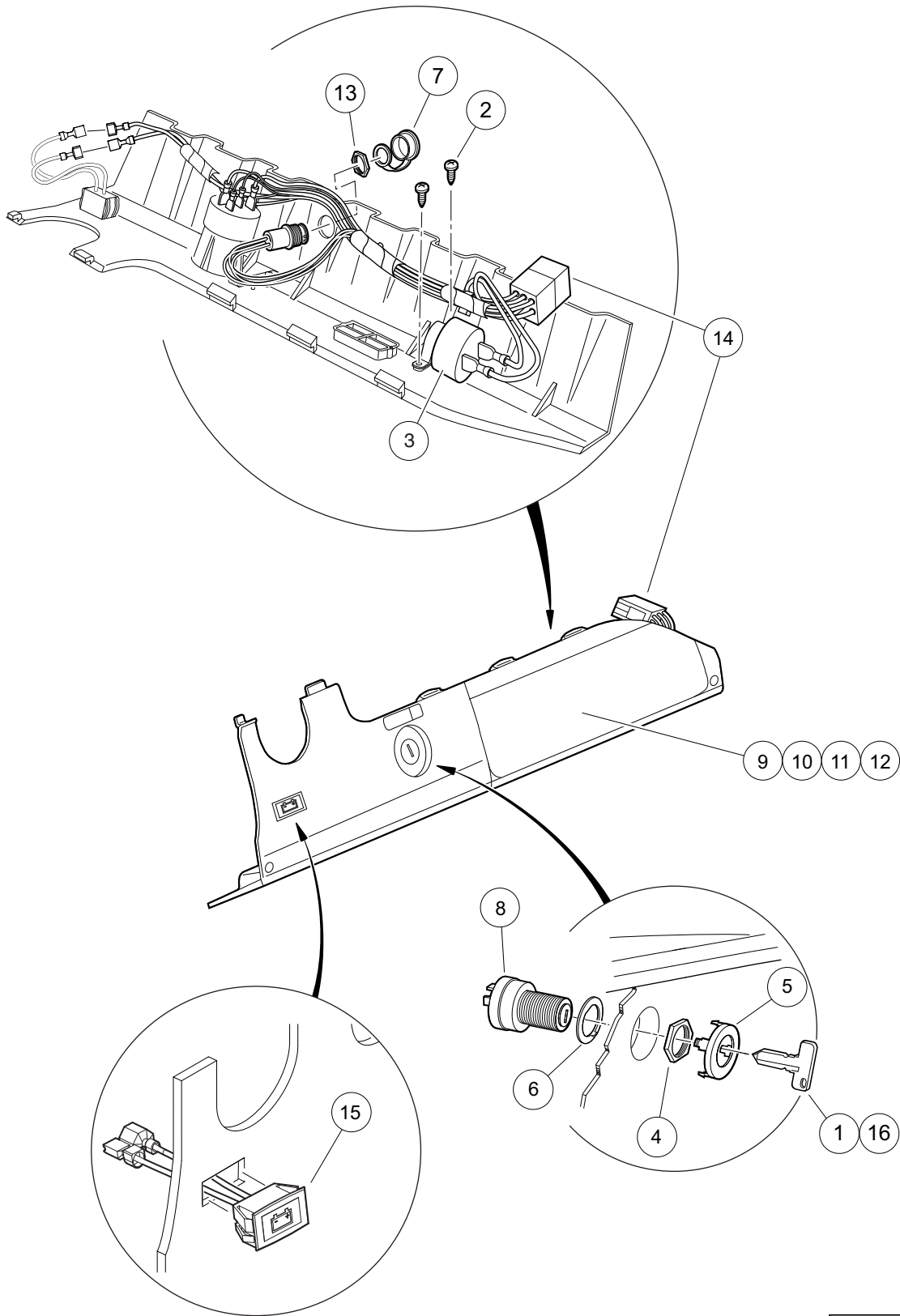
001052-002

# HEADLIGHTS, HORN AND TAILLIGHTS – PRECEDENT

| ITEM | PART NO.    | DESCRIPTION  | QTY |
|------|-------------|--|-----|
|      |             | 1 2 3 4  |     |
| 1    | 105142501   | Kit, Std Lights, Prec, Hfc (includes items 2 through 28) .....   | 1   |
| 2    | 1013857     | Knob, Light Switch .....   | 1   |
| 3    | 1016849     | Screw, #4-24 X 0.33, Pan-Head, Machine .....   | 2   |
| 4    | 101835601   | Locknut, 1/4-20 Hex Whiz .....   | 2   |
| 5    | 102051901   | Switch, Light .....  | 1   |
| 6    | 102298720   | Screw, M8-1.25x20, Taptite .....   | 1   |
| 7    | 102517601   | Subasm, Horn Button Harness .....  | 1   |
| 8    | 102527801   | Ip Lighting Harness, Elec .....  | 1   |
| 9    | 102528101   | Dc-dc Convert Harness, Prec .....  | 1   |
| 10   | 102529201   | Wire Cover, Steering Column .....  | 1   |
| 11   | 102535401   | Horn .....   | 1   |
| 12   | 103375901   | Prec Light Harn Restyle .....  | 1   |
| 13   | 103414901   | Kit, Relay, 48v 30a W/instr (includes item 14) .....   | 1   |
| 14   | 103397901   | Relay, Spst No, 48v 30a, Pmt .....   | 1   |
| 15   | 103597101   | Kit, Brake Light Switch .....  | 1   |
| 16   | 103933902   | Kit, Bumper W/light (includes items 17 through 24) .....   | 1   |
| 17   | 102296020   | Screw-torx Pan Head Pt, M6x20 .....  | 3   |
| 18   | 102544301   | Headlight Asm, Prec (includes items 19 through 22) .....   | 1   |
| 19   | 102528701   | Headlight, Lens/reflector .....  | 1   |
| 20   | 102535101   | Bulb, Headlight, 37.5 W .....  | 2   |
| 21   | 102535201   | Front Turn Signal Bulb .....   | 2   |
| 22   | 102535301   | Headlight, Harness, Prec .....   | 1   |
| 23   | 103325001   | Plug, Shock, Bumper .....  | 2   |
| 24   | 103923601   | Bumper, Prec Fleet, W/light .....  | 1   |
| 25   | 47594727001 | Converter, Dc/dc .....   | 1   |
| 26   | 47643352001 | Assembly, Taillight, LH .....  | 1   |
| 27   | 47643352002 | Assembly, Taillight, RH .....  | 1   |
| 28   | 8990        | Tie Wrap, 8" Nylon .....   | 4   |
| 29   | 105142502   | Kit, Std Lights, Prec, Hfc, Ce .....   | 1   |
|      |             | Note: For European (CE) vehicles, order kit 105142502. Details 2 through 28 are applicable to both kits. |     |

4  
G  
E

**4**  
**G**  
**E**



000490-004

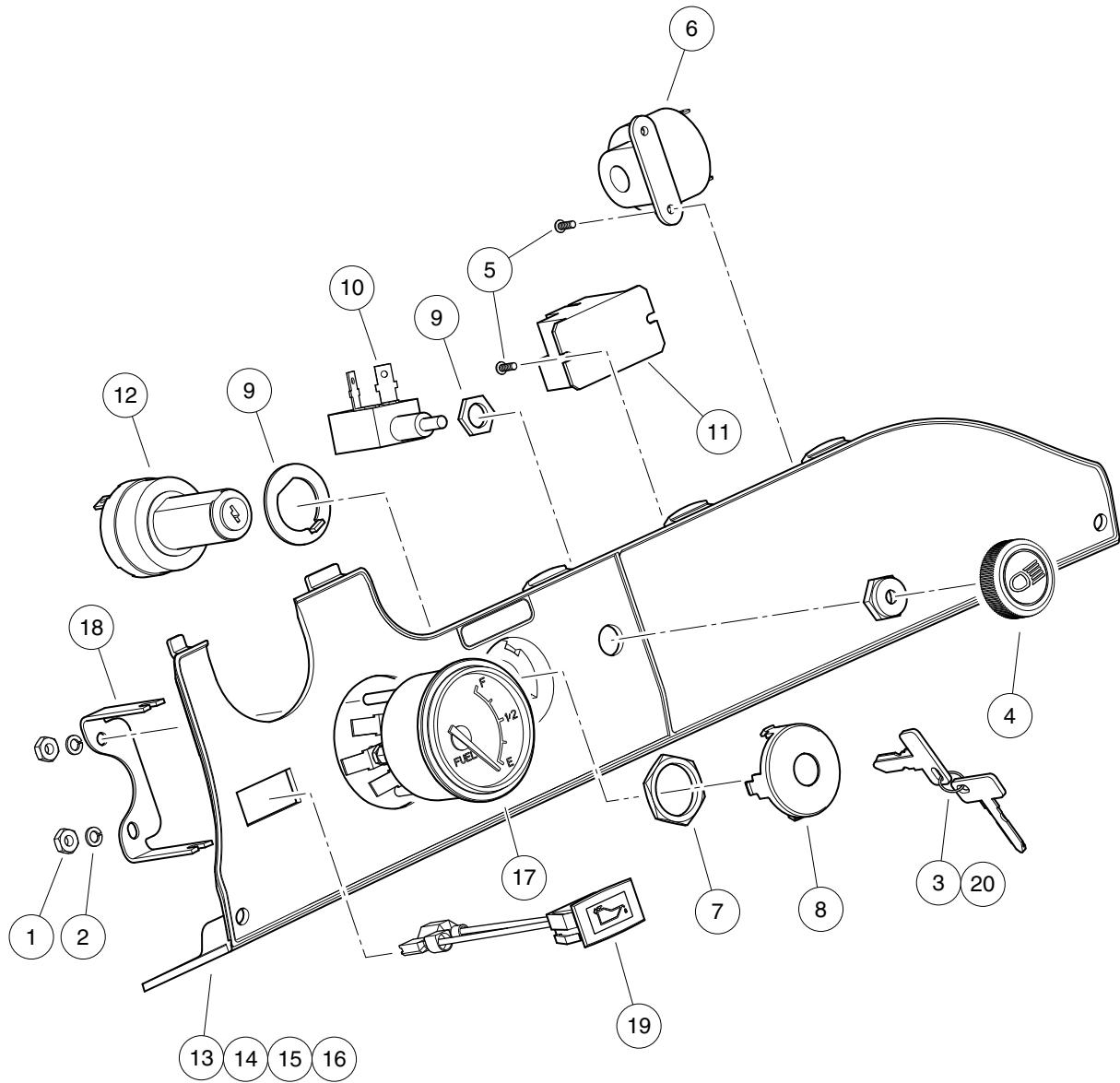


# INSTRUMENT PANEL – ELECTRIC VEHICLE WITH ERIC CHARGER

| ITEM | PART NO.  | DESCRIPTION   | QTY |
|------|-----------|---|-----|
|      |           | <b>1 2 3 4</b>  |     |
| 1    | 1012505   | Keys (set of 2) .....   | 1   |
| 2    | 1016849   | Screw, #4-24 X 0.33, Pan-Head, Machine .....  | 2   |
| 3    | 1016851   | Multi-Purpose Buzzer (9-48 VDC) .....   | 1   |
| 4    | 101830701 | Nut, Key Switch .....   | 1   |
| 5    | 101834502 | Cap, Black Key Switch .....   | 1   |
| 6    | 101851101 | Washer, Key Switch .....  | 1   |
| 7    | 102196901 | Dust Cap .....  | 1   |
| 8    | 102508601 | Key Switch, Electric .....  | 1   |
| 9    | 102522901 | Instrument Panel (standard) .....   | 1   |
| 10   | 102536601 | Instrument Panel (with Hole for Headlight Switch) .....                                 | 1   |
| 11   | 102536603 | Instrument Panel (with Hole for Battery Condition Indicator) .....                      | 1   |
| 12   | 102536605 | Instrument Panel (with Hole for Headlight Switch and Battery Condition Indicator) ..... | 1   |
| 13   | 102572401 | Nut, Diagnostic Port .....  | 1   |
| 14   | 103991501 | Harness, Wire, Instrument Panel, w/Hi-Freq .....  | 1   |
| 15   | 105152301 | Indicator, Charger, Dash, Cap .....   | 1   |
| 16   | AM10079   | Bulk Std Keys (50) * .....  | 1   |
|      |           | <br>* Note: Must order in multiples of 50.  |     |

**4**  
**G**  
**E**

**4**  
**G**  
**E**



000986-001

## INSTRUMENT PANEL – SUBARU EX40 GAS VEHICLE

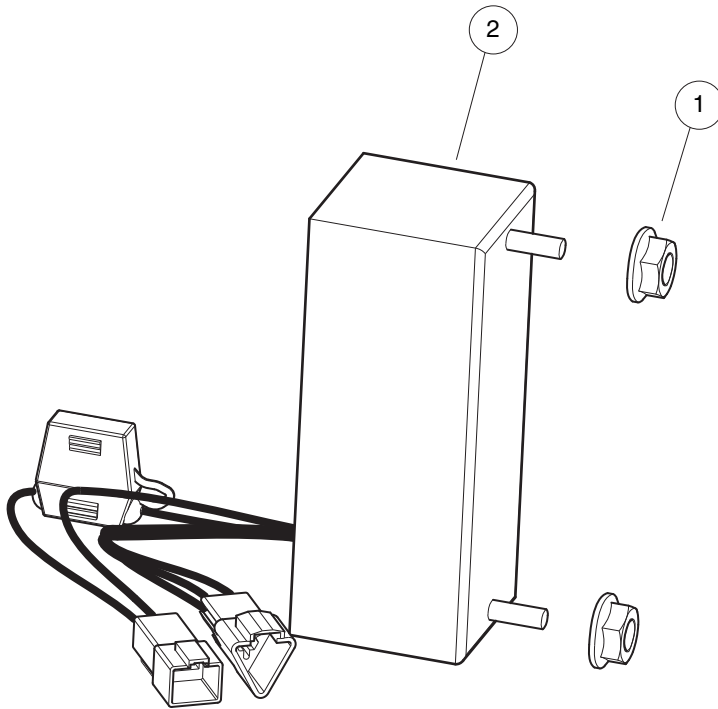
| ITEM | PART NO.  | DESCRIPTION  | QTY |
|------|-----------|--|-----|
|      |           | 1 2 3 4  |     |
| 1    | 1011571   | Nut, #8-32 Hex .....   | 2   |
| 2    | 1011610   | Lockwasher, #8 Split SS .....  | 2   |
| 3    | 1012505   | Keys (set of 2) .....  | 1   |
| 4    | 1013857   | Knob, Light Switch .....   | 1   |
| 5    | 1016849   | Screw, #4-24 X 0.33, Pan-Head, Machine .....                           | 4   |
| 6    | 1016851   | Multi-Purpose Buzzer (9-48 VDC) .....                                  | 1   |
| 7    | 101830701 | Nut, Key Switch .....  | 1   |
| 8    | 101834502 | Cap, Black Key Switch .....  | 1   |
| 9    | 101851101 | Washer, Key Switch .....   | 1   |
| 10   | 102051901 | Switch, Light .....  | 1   |
| 11   | 102199001 | Relay, 12-Volt .....   | 1   |
| 12   | 102515101 | Key Switch, Gas .....  | 1   |
| 13   | 102522901 | Instrument Panel (standard) .....                                      | 1   |
| 14   | 102536601 | Instrument Panel (with Hole for Headlight Switch) .....                | 1   |
| 15   | 102536602 | Instrument Panel (with Hole for Fuel Gauge) .....                      | 1   |
| 16   | 102536604 | Instrument Panel (with Hole for Headlight Switch and Fuel Gauge) ..... | 1   |
| 17   | 103924301 | Fuel Gauge, Prime .....  | 1   |
| 18   | 103924401 | Bracket, Fuel Gauge, Prime .....                                       | 1   |
| 19   | 105037101 | Light, Oil (LED) .....   | 1   |
| 20   | AM10079   | Bulk Std Keys (50) * .....   | 1   |
|      |           | * Note: Must order in multiples of 50.                                 |     |

4  
G  
E

4

G

E



001054-001

## DC CONVERTER (STANDARD) – ELECTRIC VEHICLE

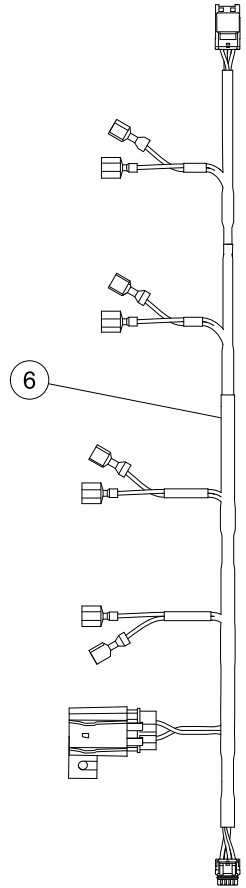
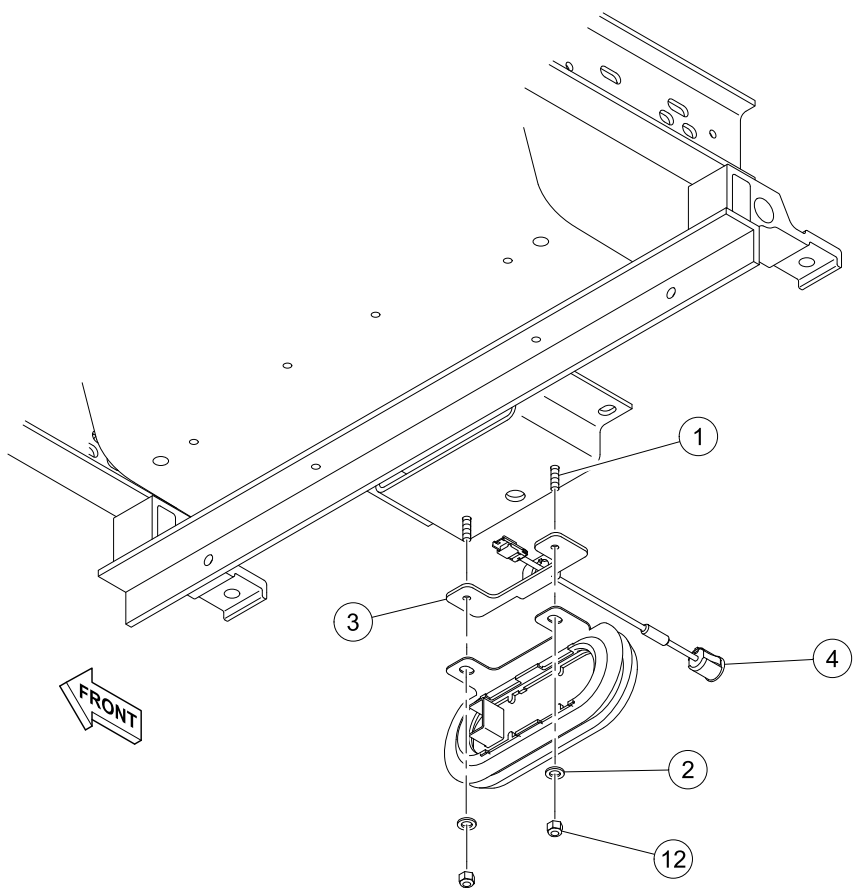
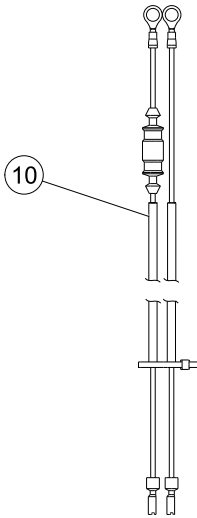
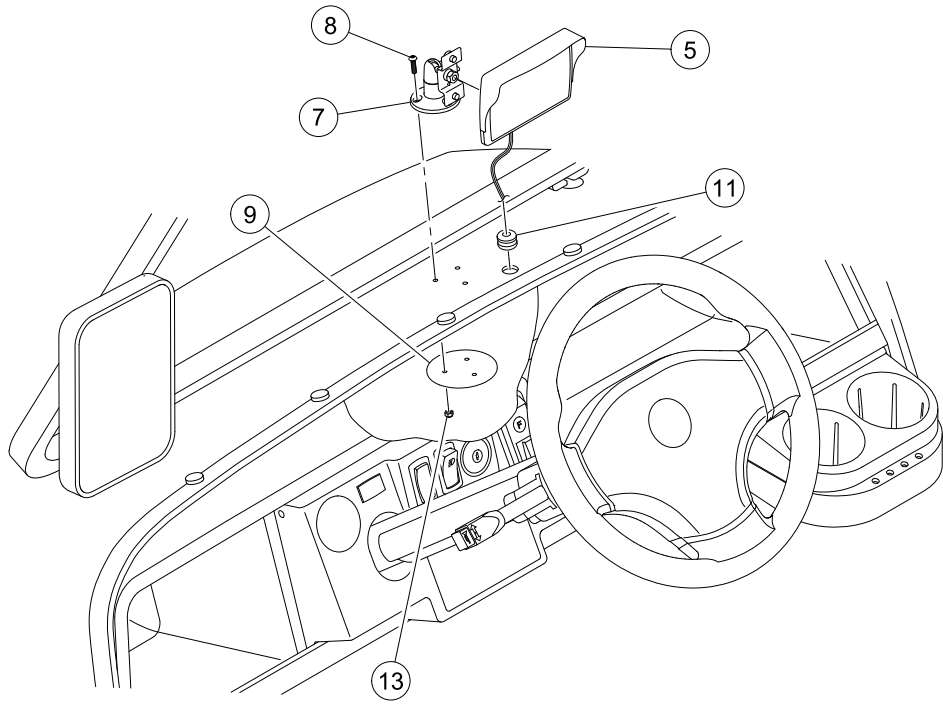
| ITEM | PART NO.  | DESCRIPTION                               | QTY |
|------|-----------|---|-----|
| 1    | 101835601 | 1 2 3 4<br>Locknut, 1/4-20 Hex Whiz ..... | 2   |
| 2    | 103700302 | Converter, Dc/dc, Isoltd, Prec .....      | 1   |

4

G

E

**4**  
**G**  
**E**



G-150399-000003

# REAR-VIEW-CAMERA

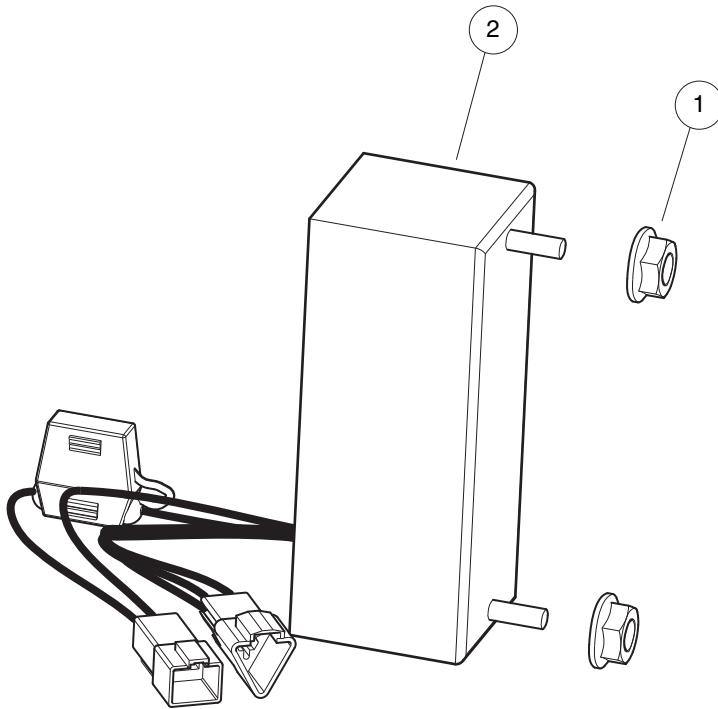
| ITEM | PART NO.    | DESCRIPTION                                | QTY |
|------|-------------|--|-----|
|      |             | <b>1 2 3 4</b>                             |     |
| 1    | 304         | Screw, 1/4-20 X 1.0 Hex-Head Cap .....     | 2   |
| 2    | 332         | Washer, 1/4 Type A Narrow Flat .....       | 2   |
| 3    | 47627146001 | Rear-View Camera Bracket, Villager 2 ..... | 2   |
| 4    | 47627947001 | Camera .....                               | 1   |
| 5    | 47627948001 | Monitor, Backup .....                      | 1   |
| 6    | 47628823001 | Harness, Camera, Backup .....              | 1   |
| 7    | 47631859001 | Brkt Mount, Backup Monitor .....           | 1   |
| 8    | 47632459001 | Screw, #8-32 X 5/8 Hx-s, Sbhc .....        | 3   |
| 9    | 47632461001 | Brkt, Bua Backing Plate .....              | 1   |
| 10   | 47633509001 | Asm, Jumper, Bua, Ca .....                 | 1   |
| 11   | 47634631001 | Grommet, Sbr, 5/8" Od, Split .....         | 1   |
| 12   | 8233        | Locknut, 1/4-20, Nylon Insert .....        | 2   |
| 13   | SVP152201   | Locknut, #8-32 Nylon; Zinc Pl .....        | 3   |

4  
G  
E

4

G

E



001054-001



## DC CONVERTER (CE) – ELECTRIC VEHICLE

| ITEM | PART NO.  | DESCRIPTION                               | QTY |
|------|-----------|---|-----|
| 1    | 101835601 | 1 2 3 4<br>Locknut, 1/4-20 Hex Whiz ..... | 2   |
| 2    | 103802402 | Converter, Dc/dc, Ce, Prec .....          | 1   |

4

G

E

**4**

**G**

**E**

# **BRAKES AND PEDAL GROUP ASSEMBLIES**

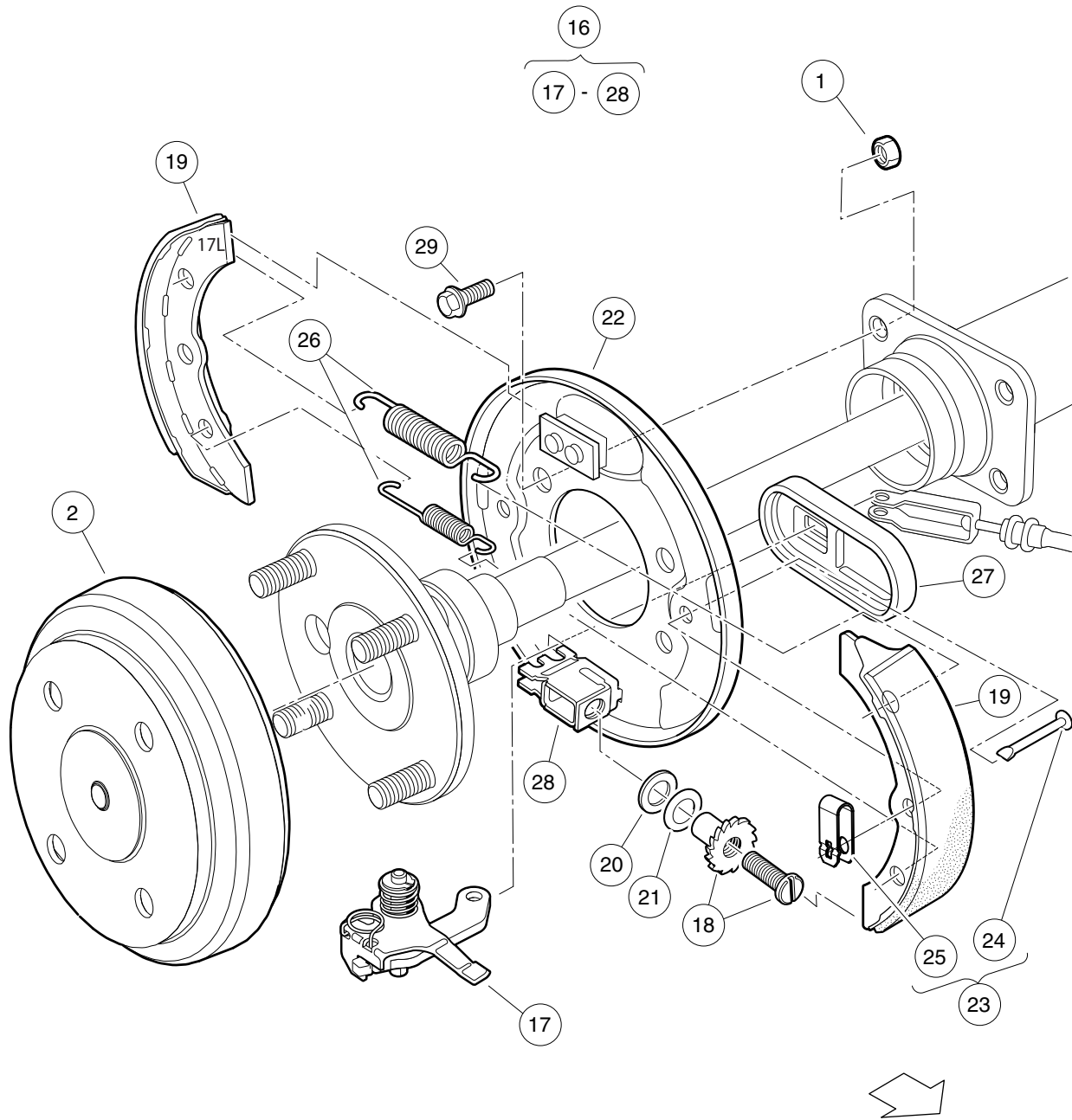
---

**5**

**G**

**E**

**5**  
**G**  
**E**



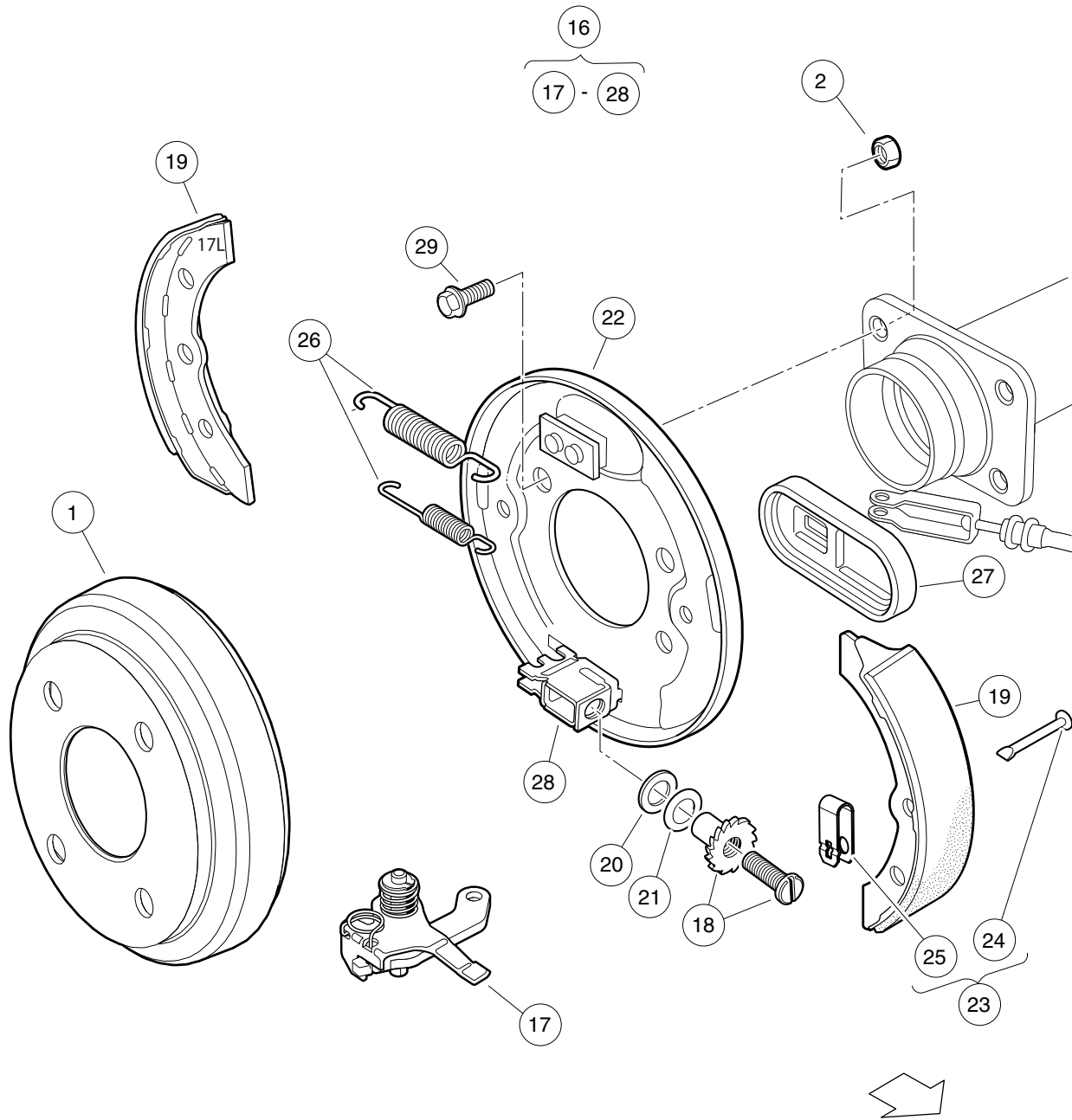
000186-006

## REAR BRAKES, SELF-ADJUSTING

| ITEM | PART NO.    | DESCRIPTION   | QTY |
|------|-------------|---|-----|
|      |             | 1 2 3 4   |     |
| 1    | 1013924     | Nut, 5/16-24, Hex Head Cone .....   | 8   |
| 2    | 101791101   | Drum without Center Hole, Brake .....   | 2   |
| 3    | 103380201   | Asm, Brake Cluster, Mech, Drvr (includes items 4 through 15) .....  | 1   |
| 4    | 101815502   | Lever Assembly, Self-Adjusting Brake, Left .....  | 1   |
| 5    | 101816502   | Adjusting Mechanism, Self-Adjusting Brake, Left .....   | 1   |
| 6    | 101823201   | Package, Brake Shoe, Self-Adjusting .....   | 1   |
| 7    | 101823801   | Plate, Washer, Brake, Self-Adjusting .....  | 1   |
| 8    | 101823901   | Washer, Brake, Self-Adjusting .....   | 1   |
| 9    | 103483102   | Backing Plate, Driver-side .....  | 1   |
| 10   | 103483201   | Kit, Shoe Retainer (includes items 11 and 12) .....   | 1   |
| 11   | N/A         | Pin .....   | 2   |
| 12   | N/A         | Spring, Shoe, Clamp .....   | 2   |
| 13   | 103483401   | Package Brake Spring Self Adj .....   | 1   |
| 14   | 103483601   | Cover, Dust .....   | 1   |
| 15   | 103483701   | Brake Block .....   | 1   |
| 16   | 103380202   | Asm, Brake Cluster, Mech, Pass (includes items 17 through 28) .....   | 1   |
| 17   | 101815501   | Lever Assembly, Self-Adjusting Brake, Right (Passenger) .....   | 1   |
| 18   | 101816501   | Adj Mechanism, S.A. Brakes, Right (Passenger) .....   | 1   |
| 19   | 101823201   | Package, Brake Shoe, Self-Adjusting .....   | 1   |
| 20   | 101823801   | Plate, Washer, Brake, Self-Adjusting .....  | 1   |
| 21   | 101823901   | Washer, Brake, Self-Adjusting .....   | 1   |
| 22   | 103483101   | Backing Plate, Passenger-side .....   | 1   |
| 23   | 103483201   | Kit, Shoe Retainer (includes items 24 and 25) .....   | 1   |
| 24   | N/A         | Pin .....   | 2   |
| 25   | N/A         | Spring, Shoe, Clamp .....   | 2   |
| 26   | 103483401   | Package Brake Spring Self Adj .....   | 1   |
| 27   | 103483601   | Cover, Dust .....   | 1   |
| 28   | 103483701   | Brake Block .....   | 1   |
| 29   | 47542195001 | Bolt, Brake Cluster Mnt .....   | 8   |
|      |             | Note: Driver-side brake cluster not shown. Components have a similar appearance to passenger-side brake cluster components. |     |

5  
G  
E

**5**  
**G**  
**E**



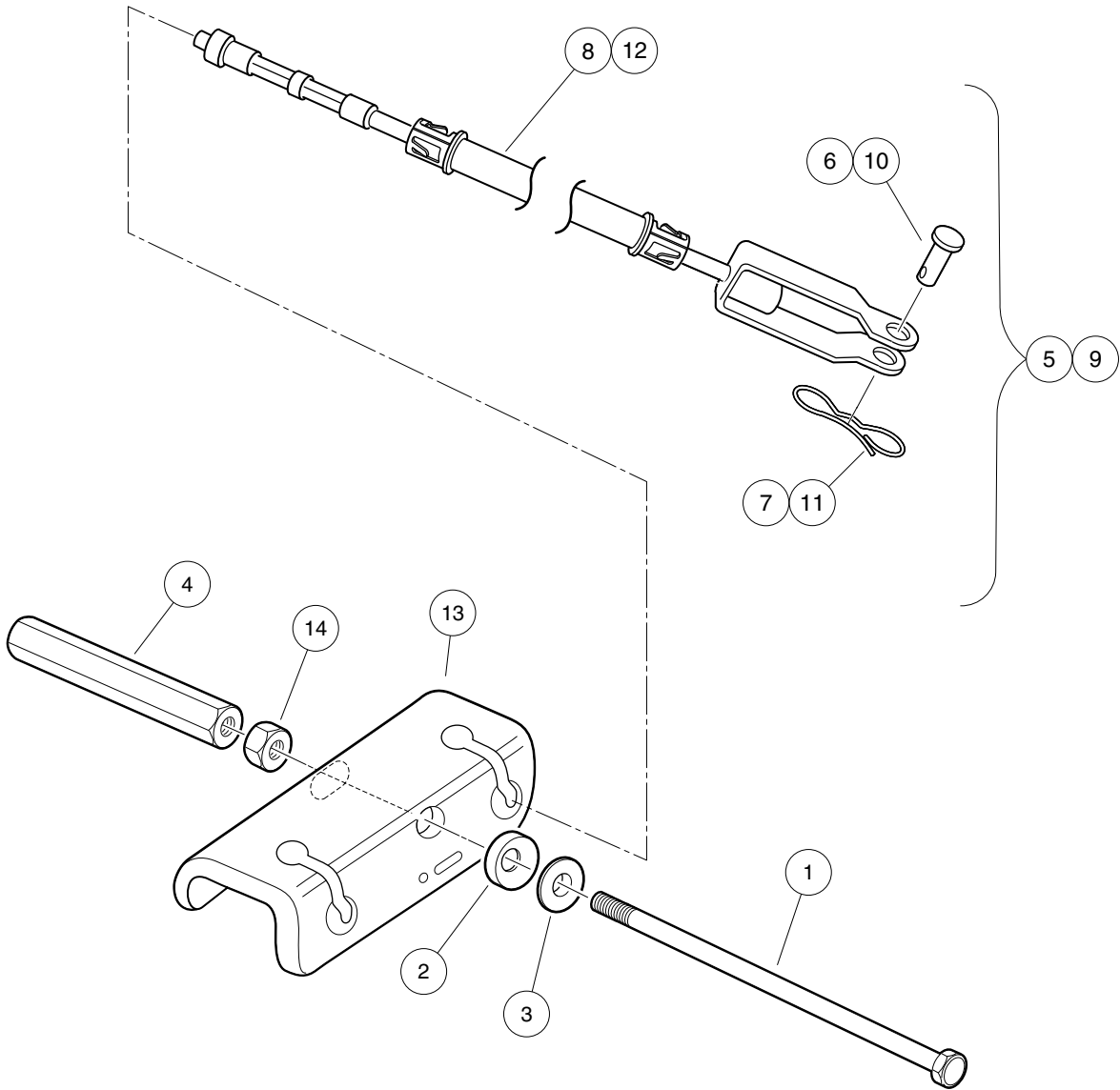
000186-007

## REAR BRAKES, SELF-ADJUSTING – GASOLINE VEHICLES

| ITEM | PART NO.    | DESCRIPTION   | QTY |
|------|-------------|---|-----|
|      |             | 1 2 3 4   |     |
| 1    | 1011137     | Drum, Brake .....   | 2   |
| 2    | 1013924     | Nut, 5/16-24, Hex Head Cone .....   | 8   |
| 3    | 103380201   | Asm, Brake Cluster, Mech, Drvr (includes items 4 through 15) .....  | 1   |
| 4    | 101815502   | Lever Assembly, Self-Adjusting Brake, Left .....  | 1   |
| 5    | 101816502   | Adjusting Mechanism, Self-Adjusting Brake, Left .....   | 1   |
| 6    | 101823201   | Package, Brake Shoe, Self-Adjusting .....   | 1   |
| 7    | 101823801   | Plate, Washer, Brake, Self-Adjusting .....  | 1   |
| 8    | 101823901   | Washer, Brake, Self-Adjusting .....   | 1   |
| 9    | 103483102   | Backing Plate, Driver-side .....  | 1   |
| 10   | 103483201   | Kit, Shoe Retainer (includes items 11 and 12) .....   | 1   |
| 11   | N/A         | Pin .....   | 2   |
| 12   | N/A         | Spring, Shoe, Clamp .....   | 2   |
| 13   | 103483401   | Package Brake Spring Self Adj .....   | 1   |
| 14   | 103483601   | Cover, Dust .....   | 1   |
| 15   | 103483701   | Brake Block .....   | 1   |
| 16   | 103380202   | Asm, Brake Cluster, Mech, Pass (includes items 17 through 28) .....   | 1   |
| 17   | 101815501   | Lever Assembly, Self-Adjusting Brake, Right (Passenger) .....   | 1   |
| 18   | 101816501   | Adj Mechanism, S.A. Brakes, Right (Passenger) .....   | 1   |
| 19   | 101823201   | Package, Brake Shoe, Self-Adjusting .....   | 1   |
| 20   | 101823801   | Plate, Washer, Brake, Self-Adjusting .....  | 1   |
| 21   | 101823901   | Washer, Brake, Self-Adjusting .....   | 1   |
| 22   | 103483101   | Backing Plate, Passenger-side .....   | 1   |
| 23   | 103483201   | Kit, Shoe Retainer (includes items 24 and 25) .....   | 1   |
| 24   | N/A         | Pin .....   | 2   |
| 25   | N/A         | Spring, Shoe, Clamp .....   | 2   |
| 26   | 103483401   | Package Brake Spring Self Adj .....   | 1   |
| 27   | 103483601   | Cover, Dust .....   | 1   |
| 28   | 103483701   | Brake Block .....   | 1   |
| 29   | 47542195001 | Bolt, Brake Cluster Mnt .....   | 8   |
|      |             | Note: Driver-side brake cluster not shown. Components have a similar appearance to passenger-side brake cluster components. |     |

5  
G  
E

**5**  
**G**  
**E**



000467-006

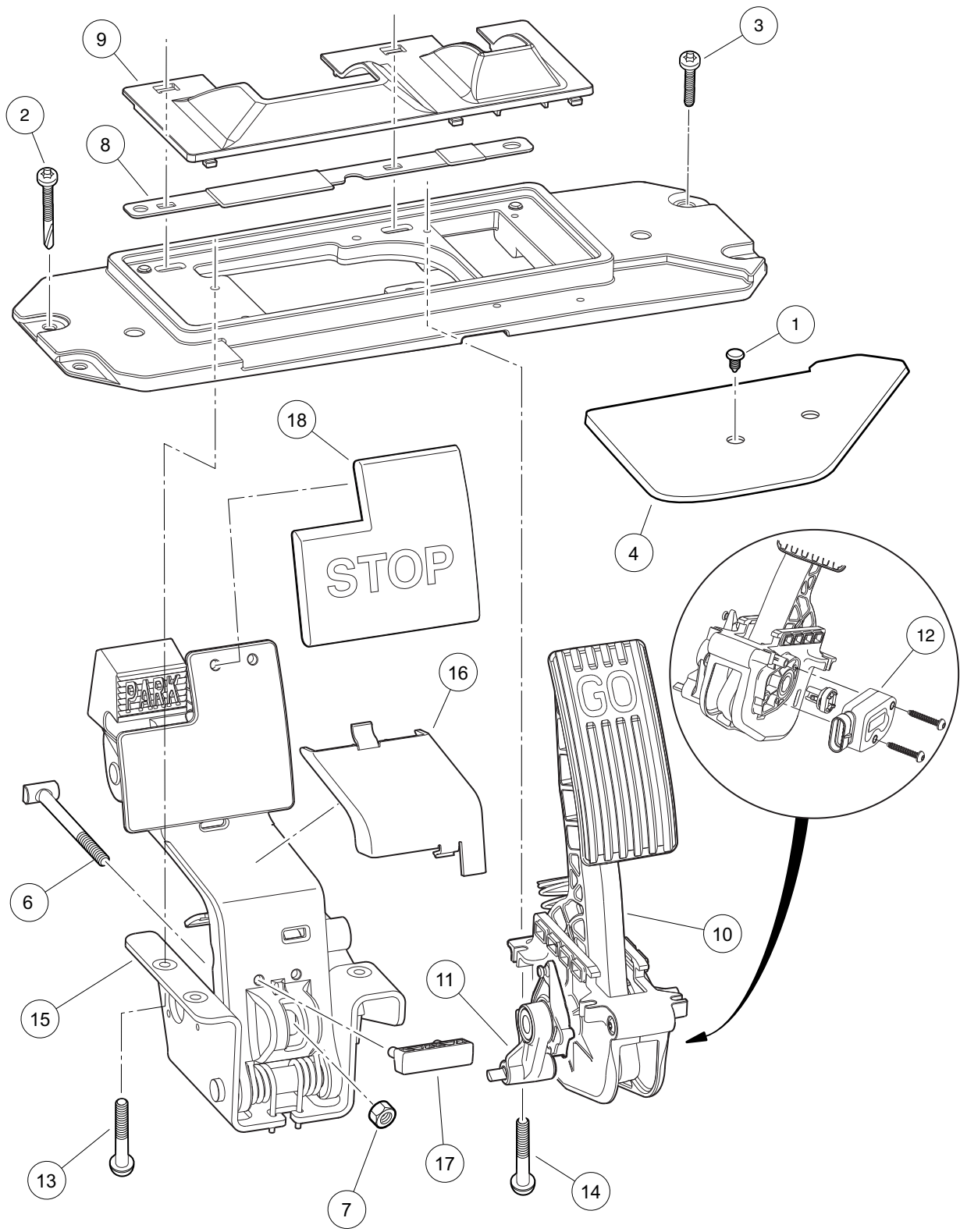


# BRAKE CABLES AND EQUALIZER BRACKET

| ITEM | PART NO.  | DESCRIPTION   | QTY |
|------|-----------|---|-----|
|      |           | <b>1 2 3 4</b>  |     |
| 1    | 102297901 | Bolt, 5/16-18 X 7.375, Hex .....                                    | 1   |
| 2    | 102551901 | Washer, 5/16, Self Comp, Cup .....                                  | 1   |
| 3    | 102552001 | Washer, 5/16, Self Comp, Cone .....                                 | 1   |
| 4    | 102594301 | Nut, 5/16-18, Hex Adjusting -l .....                                | 1   |
| 5    | 103528701 | Kit, Brake Cable, Passenger-side (includes items 6 through 8) ..... | 1   |
| 6    | 1010829   | Pin, Clevis, 5/16 X 3/4 .....                                       | 1   |
| 7    | 102292801 | Pin, Bow Tie Locking - .072 .....                                   | 1   |
| 8    | N/A       | Cable, Brake, Right .....   | 1   |
| 9    | 103528702 | Kit, Brake Cable, Driver-side (includes items 10 through 12) .....  | 1   |
| 10   | 1010829   | Pin, Clevis, 5/16 X 3/4 .....                                       | 1   |
| 11   | 102292801 | Pin, Bow Tie Locking - .072 .....                                   | 1   |
| 12   | N/A       | Cable, Brake, Left .....  | 1   |
| 13   | 103535001 | Bracket, Equalizer .....  | 1   |
| 14   | 1242      | Nut, 5/16-18 Hex .....  | 1   |

**5**  
**G**  
**E**

**5**  
**G**  
**E**



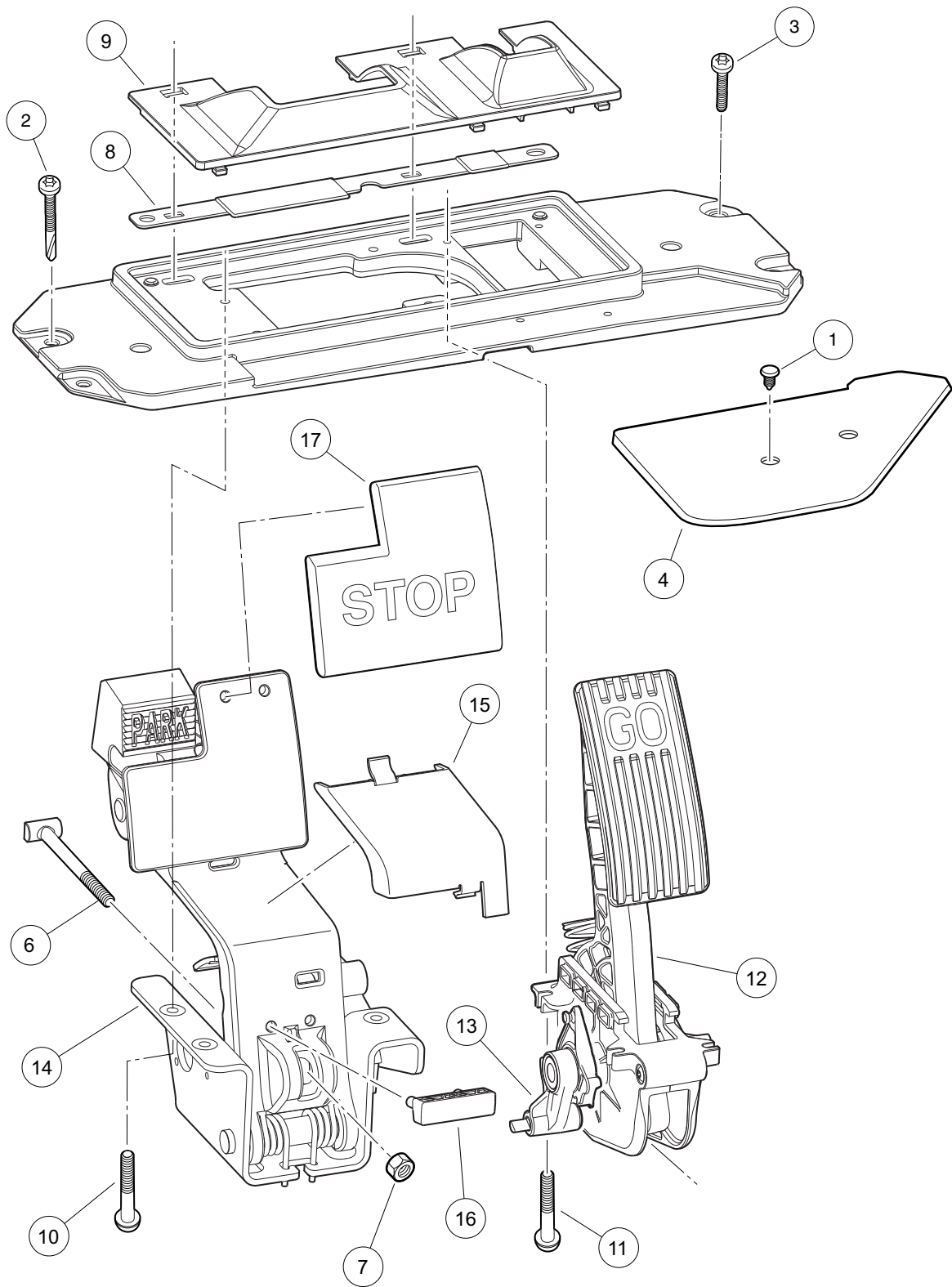
000487-015

## PEDAL GROUP WITH SENSOR – GASOLINE VEHICLE

| ITEM  | PART NO.  | DESCRIPTION  | QTY |
|---|-----------|--|-----|
|   |           | 1 2 3 4  |     |
| 1   | 1010434   | Barrel - Plastic .....   | 1   |
| 2   | 102292201 | Screw-1/4-20x2.20 Tx Pn Hd Sd .....  | 2   |
| 3   | 102298030 | Screw, K80x30, Torx Pn Hd Pt .....   | 2   |
| 4   | 102500801 | Plate - Floor Cover .....  | 1   |
| 5   | 103974815 | Asm, Pedal Set, Anodized, Service, Gas Vehicle (includes items 6 through 15) ..... | 1   |
| 6   | 102559401 | Rod, Brake .....   | 1   |
| 7   | 102559701 | Nut, Brake Rod .....   | 1   |
| 8   | 102594801 | Shield, Debris Aux .....   | 1   |
| 9   | 102594901 | Shield, Debris Primary .....   | 1   |
| 10  | 102595502 | Asm, Accel. Pedal/Throttle, Anodized, Gas Vehicle (includes items 11 and 12) ..... | 1   |
| 11  | 103777601 | Asm, Park Brake Release, Anodized .....  | 1   |
| 12  | N/A       | Throttle Sensor .....  | 1   |
| 13  | 102595901 | Screw, M6x1.0x17 Ph, Taptite .....   | 4   |
| 14  | 102596001 | Screw, M5x0.8x18 Ph, Taptite .....   | 4   |
| 15  | 103974901 | Asm, Brake Pedal, Anodized (includes items 16 through 18) .....                    | 1   |
| 16  | 102595201 | Cover, Brake .....   | 1   |
| 17  | 102595301 | Upstop, Brake .....  | 1   |
| 18  | 102595401 | Pad, Brake .....   | 1   |
| <p>Note: Item 5 is not illustrated as a complete assembly. All detail parts are identified in the illustration.</p> |           |  |     |

**5**  
**G**  
**E**

**5**  
**G**  
**E**



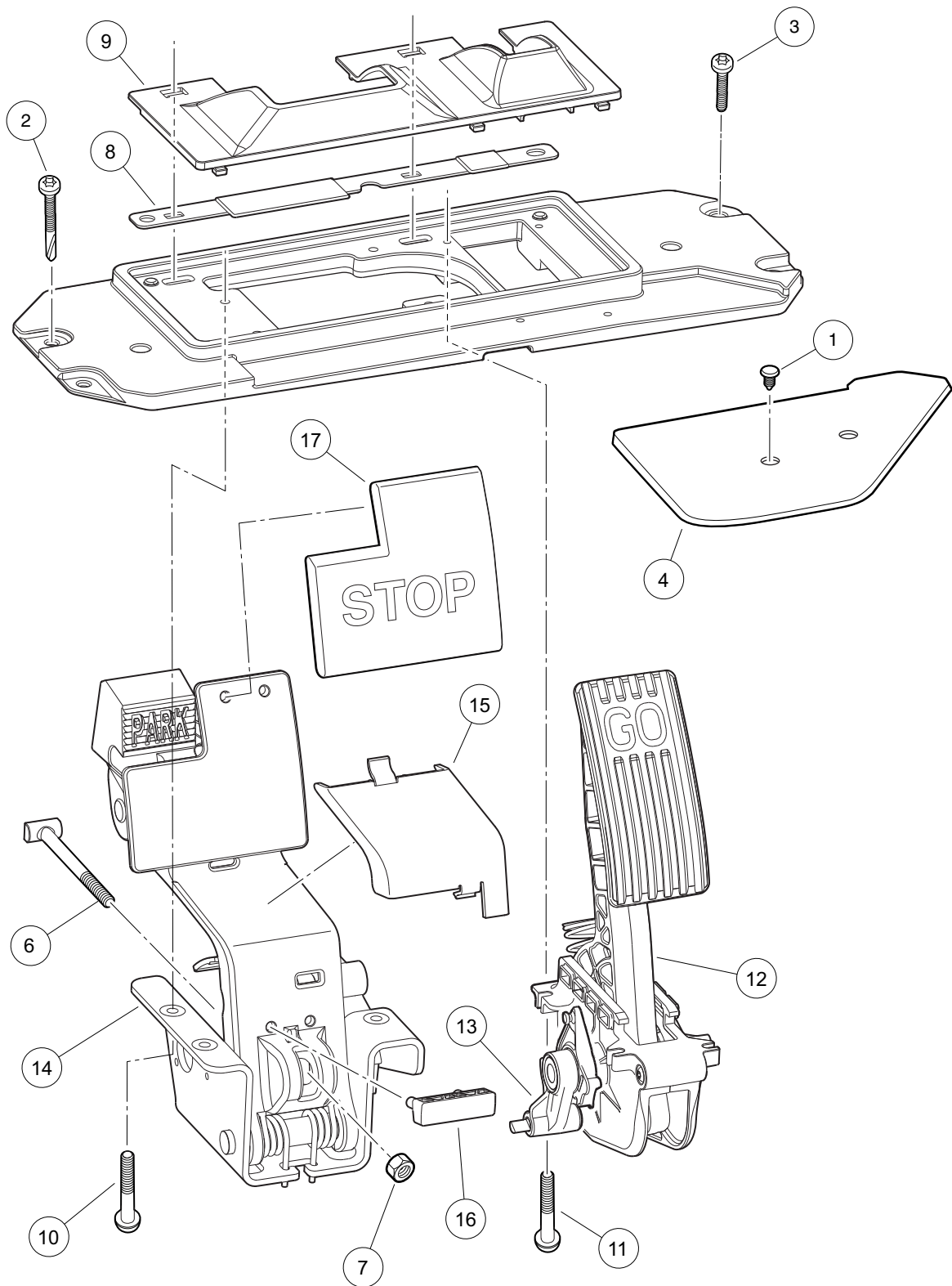
000487-018

## PEDAL GROUP W/O SENSOR, GASOLINE VEHICLE

| ITEM  | PART NO.  | DESCRIPTION  | QTY |
|---|-----------|--|-----|
|   |           | 1 2 3 4  |     |
| 1   | 1010434   | Barrel - Plastic .....   | 1   |
| 2   | 102292201 | Screw-1/4-20x2.20 Tx Pn Hd Sd .....  | 2   |
| 3   | 102298030 | Screw, K80x30, Torx Pn Hd Pt .....   | 2   |
| 4   | 102500801 | Plate - Floor Cover .....  | 1   |
| 5   | 103974821 | Asm, Pedal, Anodized, Field Service, Gas or Elec (includes items 6 through 14) ..... | 1   |
| 6   | 102559401 | Rod, Brake .....   | 1   |
| 7   | 102559701 | Nut, Brake Rod .....   | 1   |
| 8   | 102594801 | Shield, Debris Aux .....   | 1   |
| 9   | 102594901 | Shield, Debris Primary .....   | 1   |
| 10  | 102595901 | Screw, M6x1.0x17 Ph, Taptite .....   | 4   |
| 11  | 102596001 | Screw, M5x0.8x18 Ph, Taptite .....   | 4   |
| 12  | 102596301 | Pedal, Accelerator, Anodized (includes item 13) .....                                | 1   |
| 13  | 103777601 | Asm, Park Brake Release, Anodized .....  | 1   |
| 14  | 103974901 | Asm, Brake Pedal, Anodized (includes items 15 through 17) .....                      | 1   |
| 15  | 102595201 | Cover, Brake .....   | 1   |
| 16  | 102595301 | Upstop, Brake .....  | 1   |
| 17  | 102595401 | Pad, Brake .....   | 1   |
| <p>Note: Pedal Assembly (item 5) has no sensor and is common to both gas and electric vehicles. Item 5 is not illustrated as a complete assembly. All applicable details are illustrated.</p> |           |  |     |

5  
G  
E

**5**  
**G**  
**E**



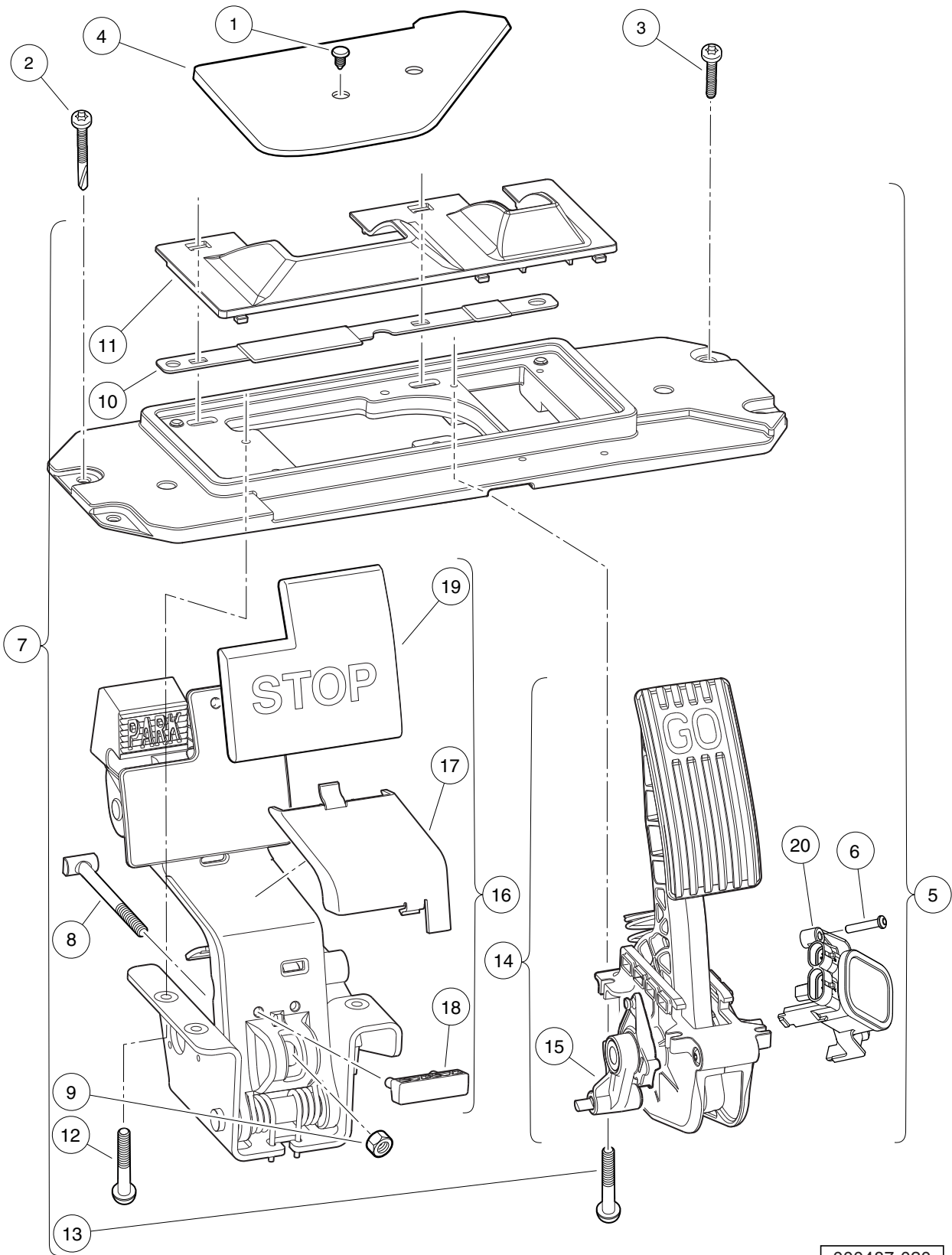
000487-016

## PEDAL GROUP W/O MCOR – ELECTRIC VEHICLE

| ITEM | PART NO.  | DESCRIPTION   | QTY |
|------|-----------|---|-----|
|      |           | 1 2 3 4   |     |
| 1    | 1010434   | Barrel - Plastic .....  | 1   |
| 2    | 102292201 | Screw-1/4-20x2.20 Tx Pn Hd Sd .....   | 2   |
| 3    | 102298030 | Screw, K80x30, Torx Pn Hd Pt .....  | 2   |
| 4    | 102500801 | Plate - Floor Cover .....   | 1   |
| 5    | 103974821 | Asm, Pedal, Anodized, Field Service, Gas or Elec (includes items 6 through 14) .....  | 1   |
| 6    | 102559401 | Rod, Brake .....  | 1   |
| 7    | 102559701 | Nut, Brake Rod .....  | 1   |
| 8    | 102594801 | Shield, Debris Aux .....  | 1   |
| 9    | 102594901 | Shield, Debris Primary .....  | 1   |
| 10   | 102595901 | Screw, M6x1.0x17 Ph, Taptite .....  | 4   |
| 11   | 102596001 | Screw, M5x0.8x18 Ph, Taptite .....  | 4   |
| 12   | 102596301 | Pedal, Accelerator, Anodized (includes item 13) .....   | 1   |
| 13   | 103777601 | Asm, Park Brake Release, Anodized .....   | 1   |
| 14   | 103974901 | Asm, Brake Pedal, Anodized (includes items 15 through 17) .....   | 1   |
| 15   | 102595201 | Cover, Brake .....  | 1   |
| 16   | 102595301 | Upstop, Brake .....   | 1   |
| 17   | 102595401 | Pad, Brake .....  | 1   |
|      |           | <p>Note: Pedal Assembly (item 5) has no MCOR and is common to both gas and electric vehicles. Item 5 is not illustrated as a complete assembly. All applicable details are illustrated.</p> |     |

5  
G  
E

**5**  
**G**  
**E**



000487-020



## PEDAL GROUP WITH MCOR – ELECTRIC VEHICLE

| ITEM | PART NO.  | DESCRIPTION  | QTY |
|------|-----------|--|-----|
|      |           | 1 2 3 4  |     |
| 1    | 1010434   | Barrel - Plastic .....   | 1   |
| 2    | 102292201 | Screw-1/4-20x2.20 Tx Pn Hd Sd .....  | 2   |
| 3    | 102298030 | Screw, K80x30, Torx Pn Hd Pt .....   | 2   |
| 4    | 102500801 | Plate - Floor Cover .....  | 1   |
| 5    | 103874111 | Asm, Pedal Set, No Switch, w/MCOR, Service (includes items 6 through 20) ..... | 1   |
| 6    | 103943401 | Screw, Pan, #10 X 1.00 Hi-lo .....   | 1   |
| 7    | 103975011 | Asm, Pedal Set, No Switch, Service (includes items 8 through 16) .....         | 1   |
| 8    | 102559401 | Rod, Brake .....   | 1   |
| 9    | 102559701 | Nut, Brake Rod .....   | 1   |
| 10   | 102594801 | Shield, Debris Aux .....   | 1   |
| 11   | 102594901 | Shield, Debris Primary .....   | 1   |
| 12   | 102595901 | Screw, M6x1.0x17 Ph, Taptite .....   | 4   |
| 13   | 102596001 | Screw, M5x0.8x18 Ph, Taptite .....   | 4   |
| 14   | 102596301 | Pedal, Accelerator, Anodized (includes item 15) .....                          | 1   |
| 15   | 103777601 | Asm, Park Brake Release, Anodized .....  | 1   |
| 16   | 103974901 | Asm, Brake Pedal, Anodized (includes items 17 through 19) .....                | 1   |
| 17   | 102595201 | Cover, Brake .....   | 1   |
| 18   | 102595301 | Upstop, Brake .....  | 1   |
| 19   | 102595401 | Pad, Brake .....   | 1   |
| 20   | 105116301 | MCOR4, Type 16 Switch .....  | 1   |
|      |           | Note: See the Electrical System Section for more MCOR information.             |     |

**5**  
**G**  
**E**

**5**

**G**

**E**

# STEERING, FRONT AND REAR SUSPENSION

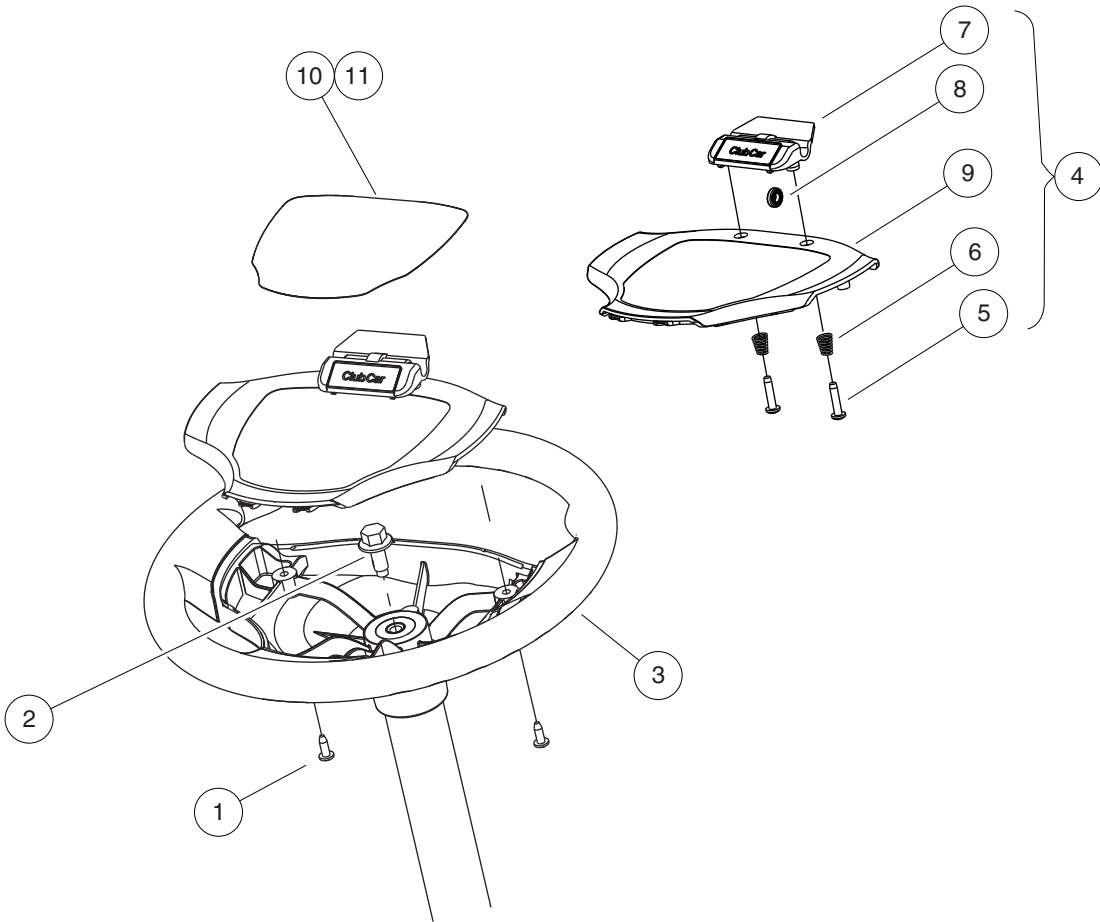
---

6

G

E

**6**  
**G**  
**E**



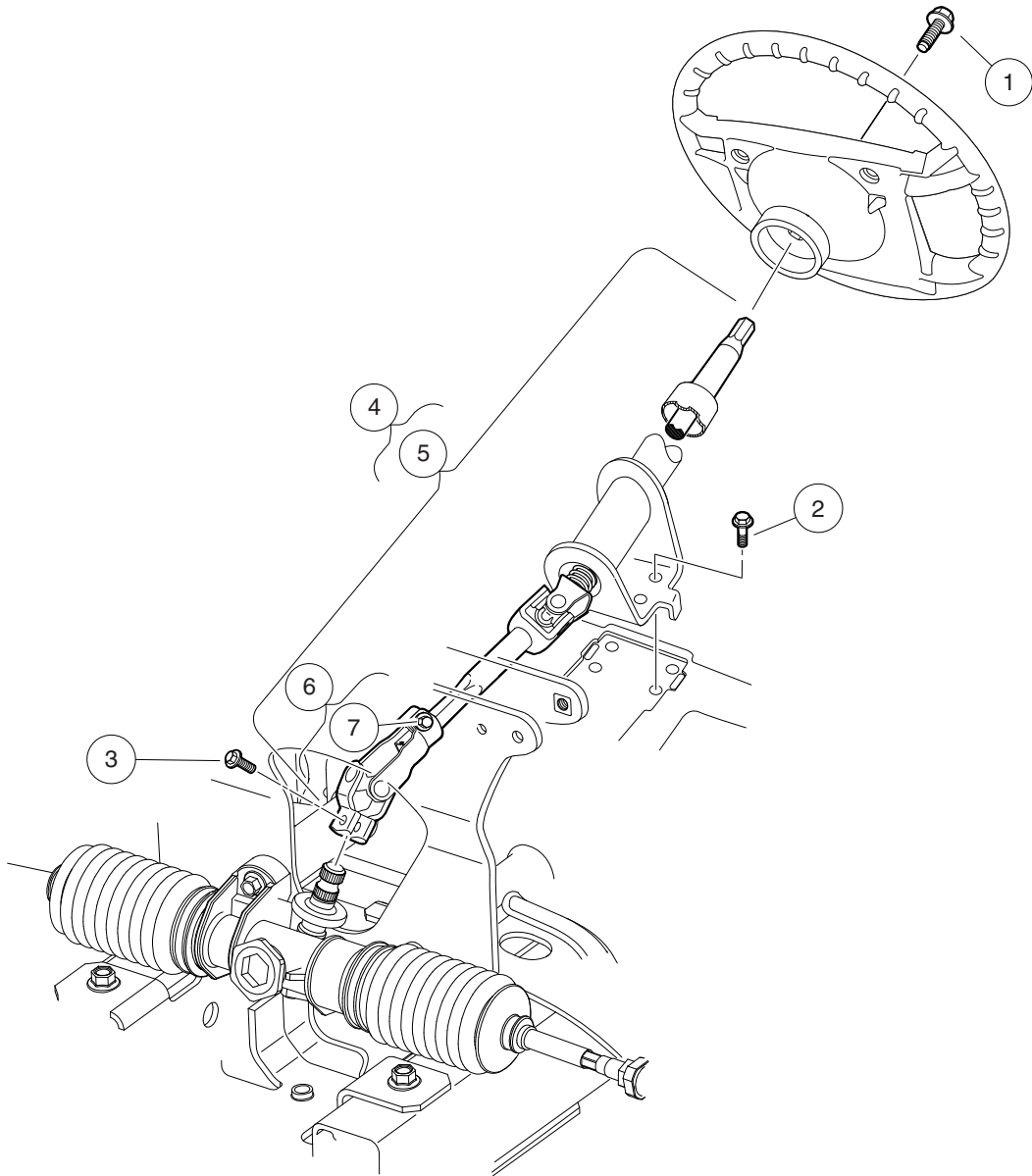
000470-005

# STEERING WHEEL

| ITEM | PART NO.  | DESCRIPTION   | QTY |
|------|-----------|---|-----|
|      |           | <b>1 2 3 4</b>  |     |
| 1    | 101850301 | Screw, #12-16 X 0.50 Washer-Head Hi-Lo .....            | 2   |
| 2    | 102290120 | Bolt, M10 X 20 Hex Washer Hd .....                      | 1   |
| 3    | 103724501 | Steering Wheel, Hex .....                               | 1   |
| 4    | 103724901 | Asm, Scorecard, Clip (includes items 5 through 9) ..... | 1   |
| 5    | 1012565   | Screw, #12 Phillips Round Head .....                    | 2   |
| 6    | 1012566   | Tapered Compression Spring .....                        | 2   |
| 7    | 1016154   | Clip, Scorecard .....                                   | 1   |
| 8    | 1016214   | Pencil Grip .....                                       | 1   |
| 9    | 103724601 | Cover, Steering Wheel, Clip .....                       | 1   |
| 10   | 103783001 | Decal, Op Instr, Ele .....                              | 1   |
| 11   | 103783002 | Decal, Op Instr, Gas Ps .....                           | 1   |

6  
G  
E

**6**  
**G**  
**E**



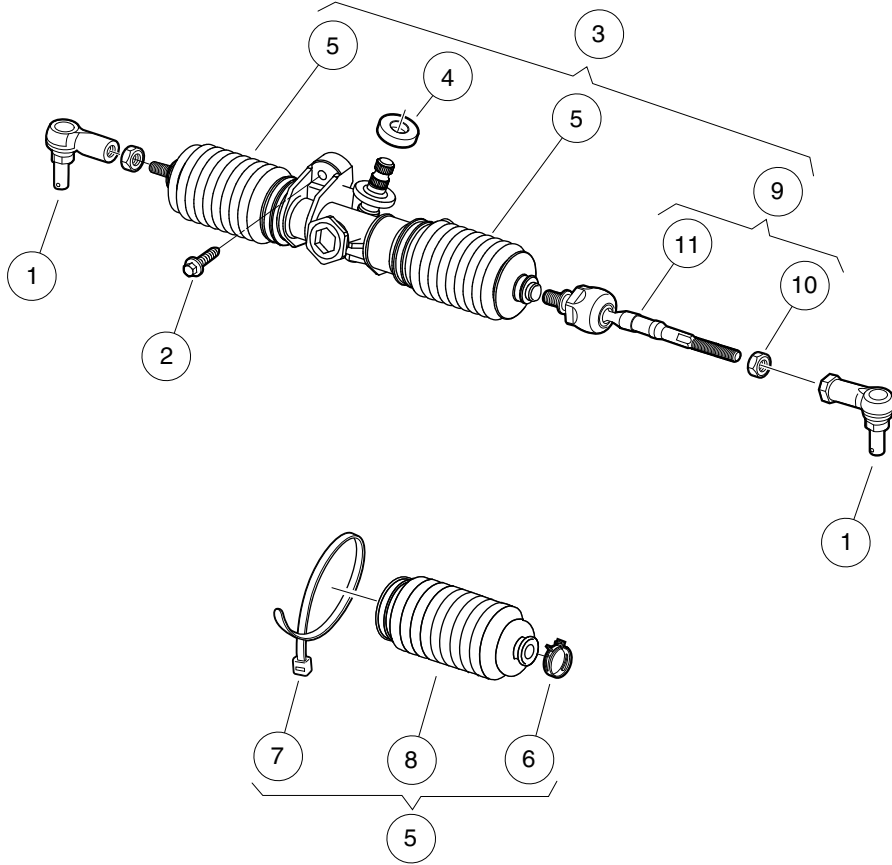
000469-007

# STEERING COLUMN

| ITEM | PART NO.  | DESCRIPTION                                      | QTY |
|------|-----------|--|-----|
|      |           | <b>1 2 3 4</b>                                   |     |
| 1    | 102290120 | Bolt, M10 X 20 Hex Washer Hd .....               | 1   |
| 2    | 102298116 | Bolt, Flanged Head, M8 X 16.0 .....              | 4   |
| 3    | 102298130 | Bolt, Flange Head, M8 X 30.0 .....               | 1   |
| 4    | 105049001 | Kit, Inner Steering Clmn (includes item 5) ..... | 1   |
| 5    | 105068601 | Asm, Column, Inner (includes item 6) .....       | 1   |
| 6    | 103810201 | Kit, Lower Yoke, Wanda (includes item 7) .....   | 1   |
| 7    | 102298130 | Bolt, Flange Head, M8 X 30.0 .....               | 1   |

**6**  
**G**  
**E**

**6**  
**G**  
**E**



000476-005

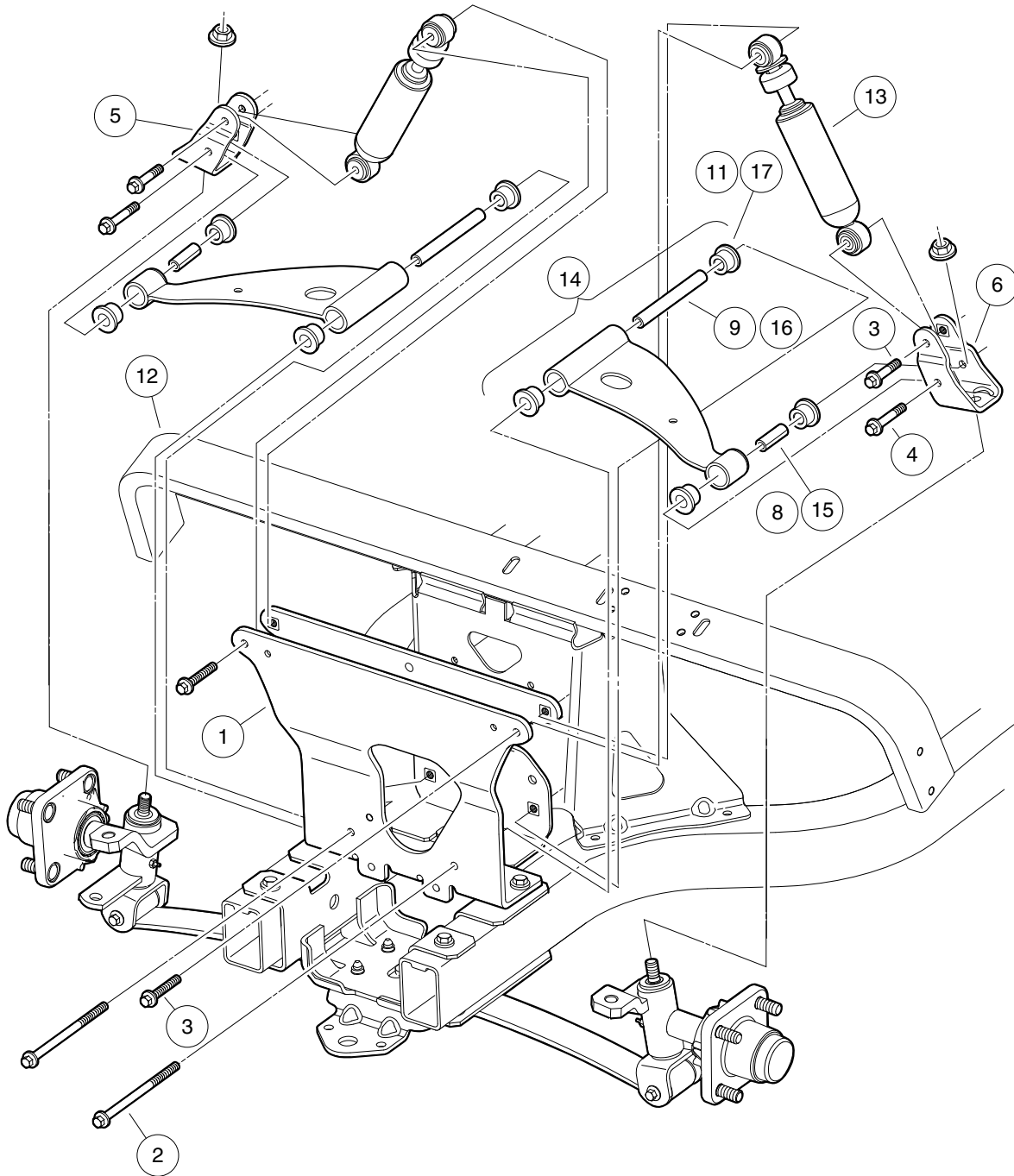


# STEERING GEAR ASSEMBLY

| ITEM | PART NO.  | DESCRIPTION   | QTY |
|------|-----------|---|-----|
|      |           | <b>1 2 3 4</b>  |     |
| 1    | 102022601 | End, Tie Rod M12 X 1.25 Rh .....  | 2   |
| 2    | 102289001 | Screw, M8X1.25X30, Hex .....  | 3   |
| 3    | 103679701 | Asm, Rack & Pinion (includes items 4 through 9) .....                       | 1   |
| 4    | 102565201 | Seal, Dust, Steering Pinion .....   | 1   |
| 5    | 103826201 | Bellow Kit, Steering-sona (includes items 6 through 8) .....                | 2   |
| 6    | 102566001 | Clip, Steering .....  | 1   |
| 7    | 8990      | Tie Wrap, 8" Nylon .....  | 1   |
| 8    | N/A       | Bellows .....   | 1   |
| 9    | 103826301 | Kit, IBJ (Inner Ball Joint), Steering-sona (includes items 10 and 11) ..... | 2   |
| 10   | 1013042   | Nut, 12mm Hex .....   | 1   |
| 11   | N/A       | Inner Ball Joint .....  | 1   |

**6**  
**G**  
**E**

**6**  
**G**  
**E**



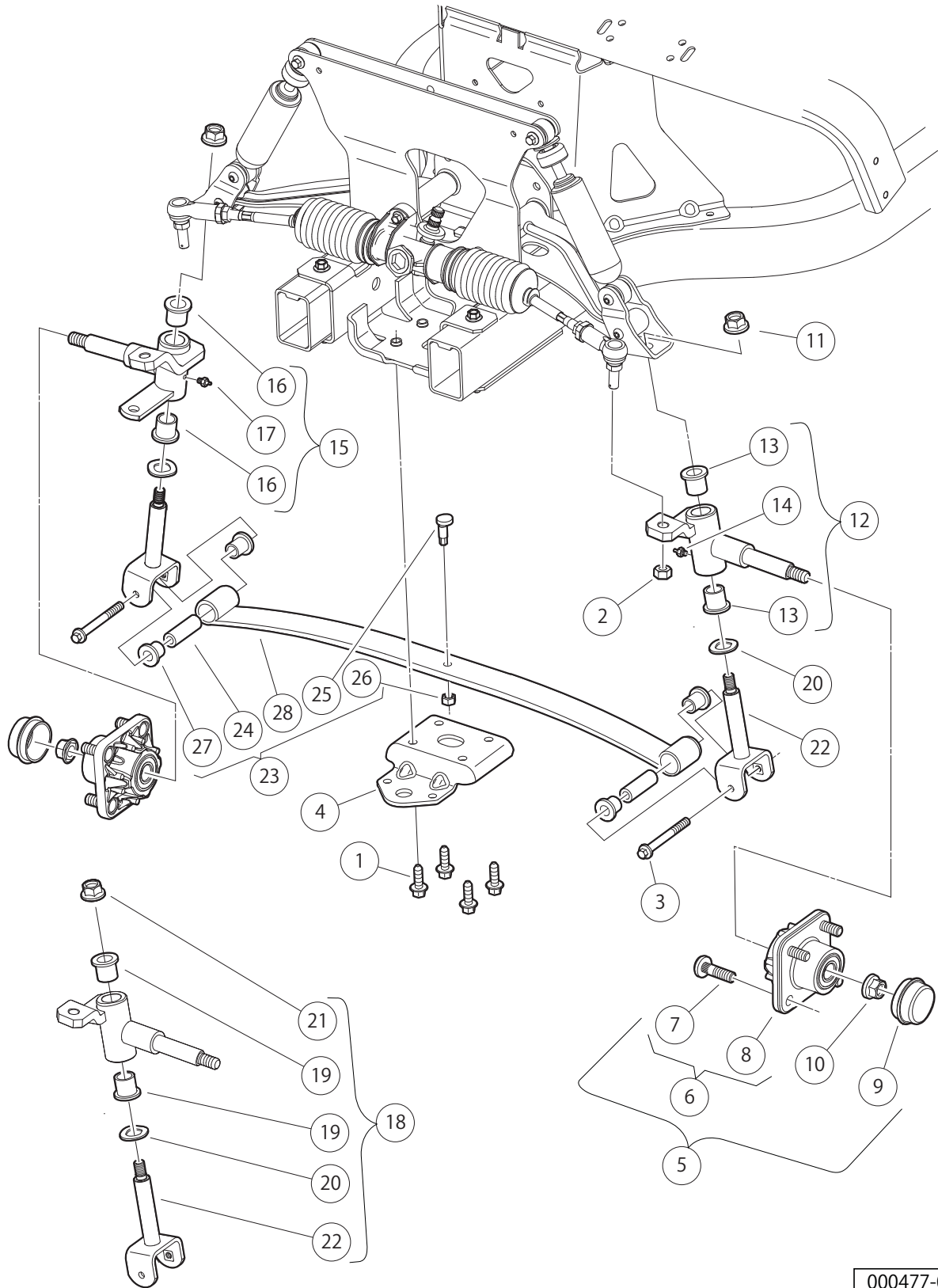
000445-005

## FRONT SUSPENSION, UPPER

| ITEM | PART NO.  | DESCRIPTION  | QTY |
|------|-----------|--|-----|
|      |           | <b>1 2 3 4</b>   |     |
| 1    | 102287101 | Assembly - Front Structure .....   | 1   |
| 2    | 102288901 | Bolt, Hex, M8x1.25 X 135 .....   | 2   |
| 3    | 102289401 | Screw- Hex Cap, M8 X 1.25 X 45 .....   | 4   |
| 4    | 102289501 | Screw- Hex Cap, M8 X 1.25 X 70 .....   | 2   |
| 5    | 102289601 | Upper Clevis Assembly, Passenger-side .....  | 1   |
| 6    | 102289701 | Upper Clevis Assembly, Driver-side .....   | 1   |
| 7    | 102289901 | Kit, Susp, Bushing Joints (includes items 8 through 11) .....  | 1   |
| 8    | 102287601 | Sleeve - Rolled, Outer .....   | 2   |
| 9    | 102287701 | Sleeve - Rolled, Inner .....   | 2   |
| 10   | 102288101 | Sleeve - Rolled, Spring .....  | 2   |
| 11   | 102956201 | Bushing, Urethane, Short .....   | 12  |
| 12   | 102505701 | Assembly, Dash Support .....   | 1   |
| 13   | 102588601 | Shock Absorber Front .....   | 2   |
| 14   | 103388501 | Asm, 3 Piece A-arm, Bushings (includes items 15 through 17) .....  | 2   |
| 15   | 102287601 | Sleeve - Rolled, Outer .....   | 1   |
| 16   | 102287701 | Sleeve - Rolled, Inner .....   | 1   |
| 17   | 102956201 | Bushing, Urethane, Short .....   | 4   |
|      |           | Note: Item 7 (not shown) includes bushings and sleeves for control arms and front suspension leaf spring. See lower suspension page for illustration of item 10 (not shown). |     |

**6**  
**G**  
**E**

**6**  
**G**  
**E**



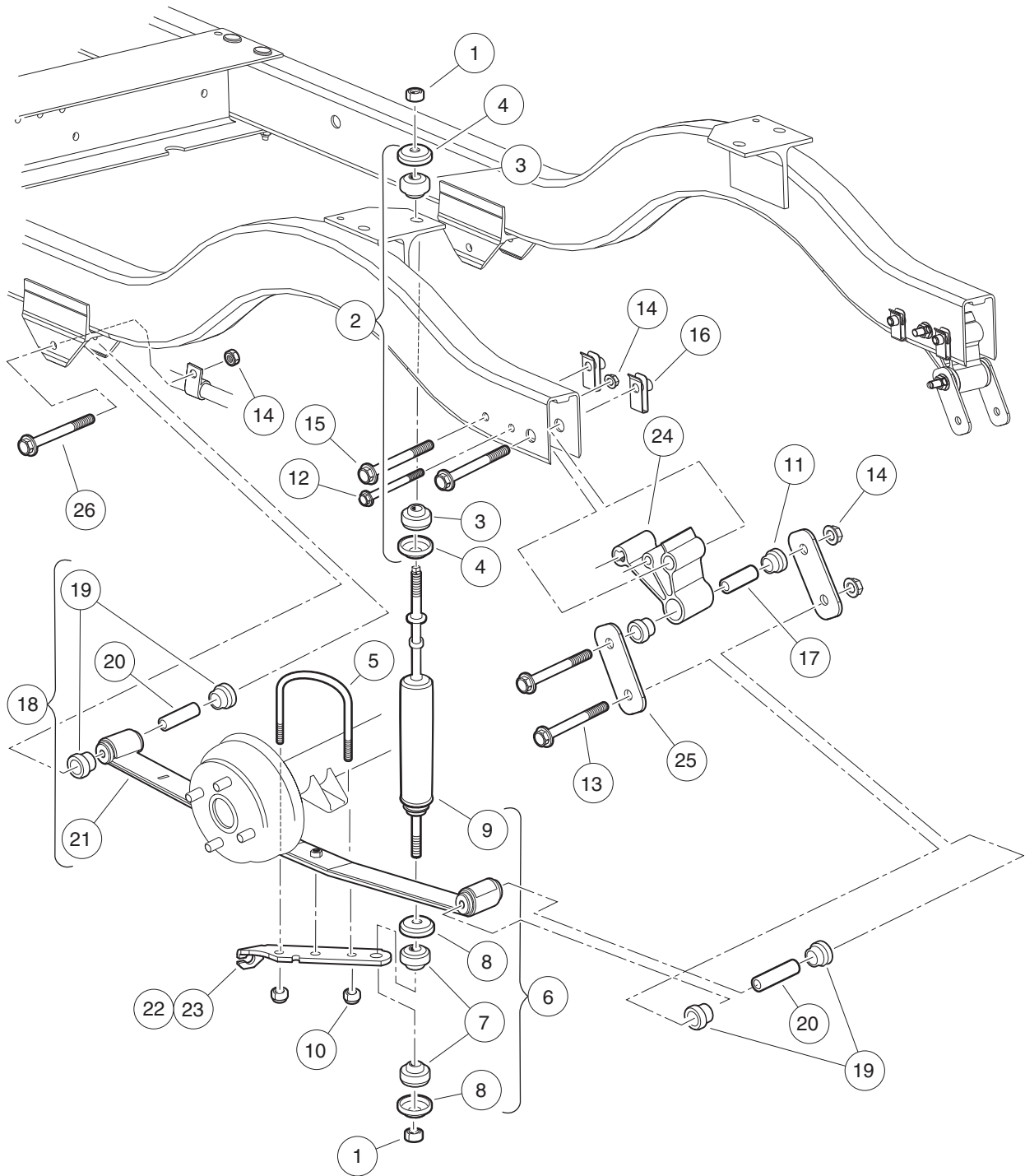
000477-009

## FRONT SUSPENSION, LOWER

| ITEM | PART NO.  | DESCRIPTION  | QTY |
|------|-----------|--|-----|
|      |           | <b>1 2 3 4</b>   |     |
| 1    | 102289101 | Screw-m10x1.5, Trilob, Hex Fl .....  | 4   |
| 2    | 102289201 | Nut - Hex Locking, M12 X 1.25 .....  | 2   |
| 3    | 102289501 | Screw- Hex Cap, M8 X 1.25 X 70 .....   | 2   |
| 4    | 102289801 | Clamp - Leaf Spring .....  | 1   |
| 5    | 102357701 | Replacement Kit, Front Hub (includes items 6 through 10) .....               | 1   |
| 6    | N/A       | Front Hub Assembly, Ball Bearing (includes items 7 and 8) .....              | 1   |
| 7    | 102353401 | Lug Stud, 1/2-20 UNF, 4037 Stl .....   | 4   |
| 8    | N/A       | Hub, Front .....   | 1   |
| 9    | 102353201 | Cap, Front Hub .....   | 1   |
| 10   | 102353301 | Hex Nut, Locking Flange, M14x2 .....   | 1   |
| 11   | 102878201 | Nut, Lock,m12,washer,conical .....   | 2   |
| 12   | 103638701 | Asm, Spindle, with Bushings, Driver-side (includes items 13 and 14) .....    | 1   |
| 13   | 102288201 | Bushing - Flanged .....  | 2   |
| 14   | N/A       | Fitting, Grease, Knuckle Spindle Asym .....                                  | 1   |
| 15   | 103638702 | Asm, Spindle, with Bushings, Passenger-side (includes items 16 and 17) ..... | 1   |
| 16   | 102288201 | Bushing - Flanged .....  | 2   |
| 17   | N/A       | Fitting, Grease, Knuckle Spindle Asym .....                                  | 1   |
| 18   | 103638801 | Kit, King Pin Joints (includes items 19 through 22) .....                    | 1   |
| 19   | 102288201 | Bushing - Flanged .....  | 4   |
| 20   | 102288401 | Wave Washer - Kingpin .....  | 2   |
| 21   | 102878201 | Nut, Lock,m12,washer,conical .....   | 2   |
| 22   | 103638601 | Asm, King Pin, M12 .....   | 2   |
| 23   | 103935601 | Asm, Spring, Leaf, Front, 50.4 (includes items 24 through 28) .....          | 1   |
| 24   | 102288101 | Sleeve - Rolled, Spring .....  | 2   |
| 25   | 102288701 | Eccentric Bolt .....   | 1   |
| 26   | 102288801 | Nut-hex, 3/8-16 .....  | 1   |
| 27   | 102956201 | Bushing, Urethane, Short .....   | 2   |
| 28   | 105187901 | Spring, Leaf, Front, 50.4 .....  | 1   |

**6**  
**G**  
**E**

**6**  
**G**  
**E**



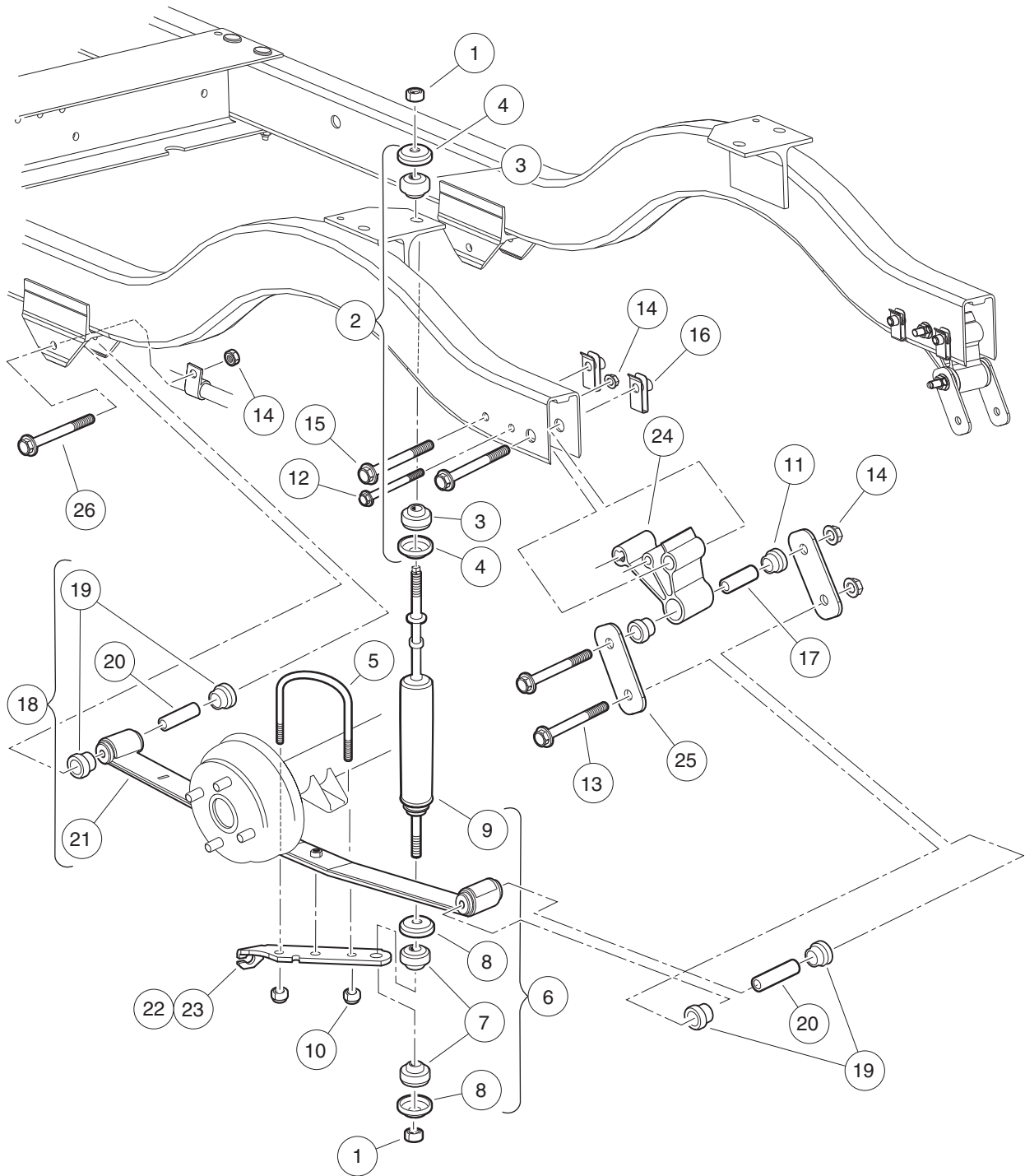
000446-005

## REAR SUSPENSION, GASOLINE VEHICLE

| ITEM | PART NO.    | DESCRIPTION   | QTY |
|------|-------------|---|-----|
|      |             | <b>1 2 3 4</b>  |     |
| 1    | 1010145     | Nut, 3/8-24 Hex .....   | 4   |
| 2    | 1011415     | Kit, Shock Absorber Cushion (includes items 3 and 4) .....        | 2   |
| 3    | N/A         | Retainer, Shock Absorber Cushion .....                            | 2   |
| 4    | 47579096001 | Isolator, Shock Damper .....                                      | 2   |
| 5    | 1012180     | U-Bolt .....  | 2   |
| 6    | 1013164     | Shock Absorber Kit (includes items 7 through 9) .....             | 1   |
| 7    | N/A         | Cushion, Shock Absorber .....                                     | 8   |
| 8    | N/A         | Retainer, Shock Absorber Cushion .....                            | 8   |
| 9    | 102588501   | Shock Absorber, Rear .....  | 2   |
| 10   | 1014555     | Locknut, 7/16-14 Nylon Hex .....                                  | 4   |
| 11   | 1015583     | Bushing, Urethane .....   | 4   |
| 12   | 102298170   | Bolt - Flange Hd, M8 X 70.0 .....                                 | 2   |
| 13   | 102298175   | Bolt - Flange Hd, M8 X 75.0 .....                                 | 2   |
| 14   | 102298401   | Nut,m8,all Metal Lock .....                                       | 8   |
| 15   | 102298580   | M8-1.25 X 80 Sems .....   | 4   |
| 16   | 102298601   | J-clip - M8 X 1.25 .....  | 4   |
| 17   | 102506401   | Sleeve - Spring Eye Mounts .....                                  | 2   |
| 18   | 103742305   | Asm, Rear Leaf Spring, Light (includes items 19 through 21) ..... | 2   |
| 19   | 101558302   | Bushing, Urethane, Soft .....                                     | 4   |
| 20   | 102506401   | Sleeve - Spring Eye Mounts .....                                  | 2   |
| 21   | N/A         | Leaf Spring, Rear, Light .....                                    | 1   |
| 22   | 103921601   | Bracket, Shock Mounting, Drv .....                                | 1   |
| 23   | 103921602   | Bracket, Shock Mounting, Pas .....                                | 1   |
| 24   | 103964901   | Spacer, Rail, Shackle .....                                       | 2   |
| 25   | 103965001   | Brkt, Shackle, Rear .....   | 4   |
| 26   | 105188185   | Bolt, M8 X 85mm, 10.9 Grade .....                                 | 4   |

**6**  
**G**  
**E**

**6**  
**G**  
**E**



000446-005

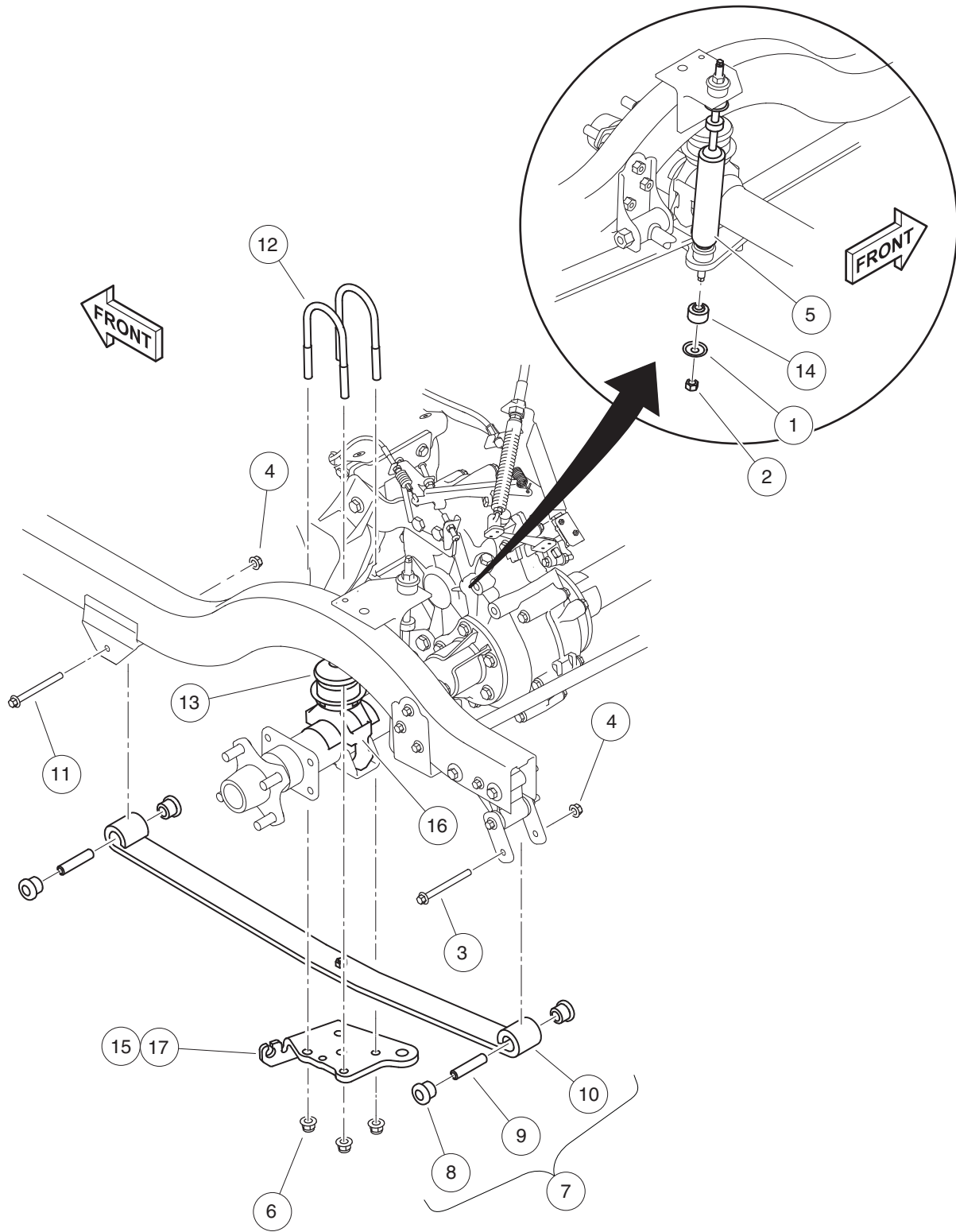


## REAR SUSPENSION, ELECTRIC VEHICLE

| ITEM | PART NO.    | DESCRIPTION   | QTY |
|------|-------------|---|-----|
|      |             | <b>1 2 3 4</b>  |     |
| 1    | 1010145     | Nut, 3/8-24 Hex .....   | 4   |
| 2    | 1011415     | Kit, Shock Absorber Cushion (includes items 3 and 4) .....      | 2   |
| 3    | N/A         | Retainer, Shock Absorber Cushion .....                          | 2   |
| 4    | 47579096001 | Isolator, Shock Damper .....                                    | 2   |
| 5    | 1012180     | U-Bolt .....  | 2   |
| 6    | 1013164     | Shock Absorber Kit (includes items 7 through 9) .....           | 1   |
| 7    | N/A         | Cushion, Shock Absorber .....                                   | 8   |
| 8    | N/A         | Retainer, Shock Absorber Cushion .....                          | 8   |
| 9    | 102588501   | Shock Absorber, Rear .....                                      | 2   |
| 10   | 1014555     | Locknut, 7/16-14 Nylon Hex .....                                | 4   |
| 11   | 1015583     | Bushing, Urethane .....   | 4   |
| 12   | 102298170   | Bolt - Flange Hd, M8 X 70.0 .....                               | 2   |
| 13   | 102298175   | Bolt - Flange Hd, M8 X 75.0 .....                               | 2   |
| 14   | 102298401   | Nut,m8,all Metal Lock .....                                     | 8   |
| 15   | 102298580   | M8-1.25 X 80 Sems .....   | 4   |
| 16   | 102298601   | J-clip - M8 X 1.25 .....  | 4   |
| 17   | 102506401   | Sleeve - Spring Eye Mounts .....                                | 2   |
| 18   | 103742304   | Asm, Rear Leaf Spring, Std (includes items 19 through 21) ..... | 2   |
| 19   | 101558302   | Bushing, Urethane, Soft .....                                   | 4   |
| 20   | 102506401   | Sleeve - Spring Eye Mounts .....                                | 2   |
| 21   | N/A         | Leaf Spring, Rear, Std .....                                    | 1   |
| 22   | 103921601   | Bracket, Shock Mounting, Drv .....                              | 1   |
| 23   | 103921602   | Bracket, Shock Mounting, Pas .....                              | 1   |
| 24   | 103964901   | Spacer, Rail, Shackle .....                                     | 2   |
| 25   | 103965001   | Brkt, Shackle, Rear .....                                       | 4   |
| 26   | 105188185   | Bolt, M8 X 85mm, 10.9 Grade .....                               | 4   |

**6**  
**G**  
**E**

**6**  
**G**  
**E**



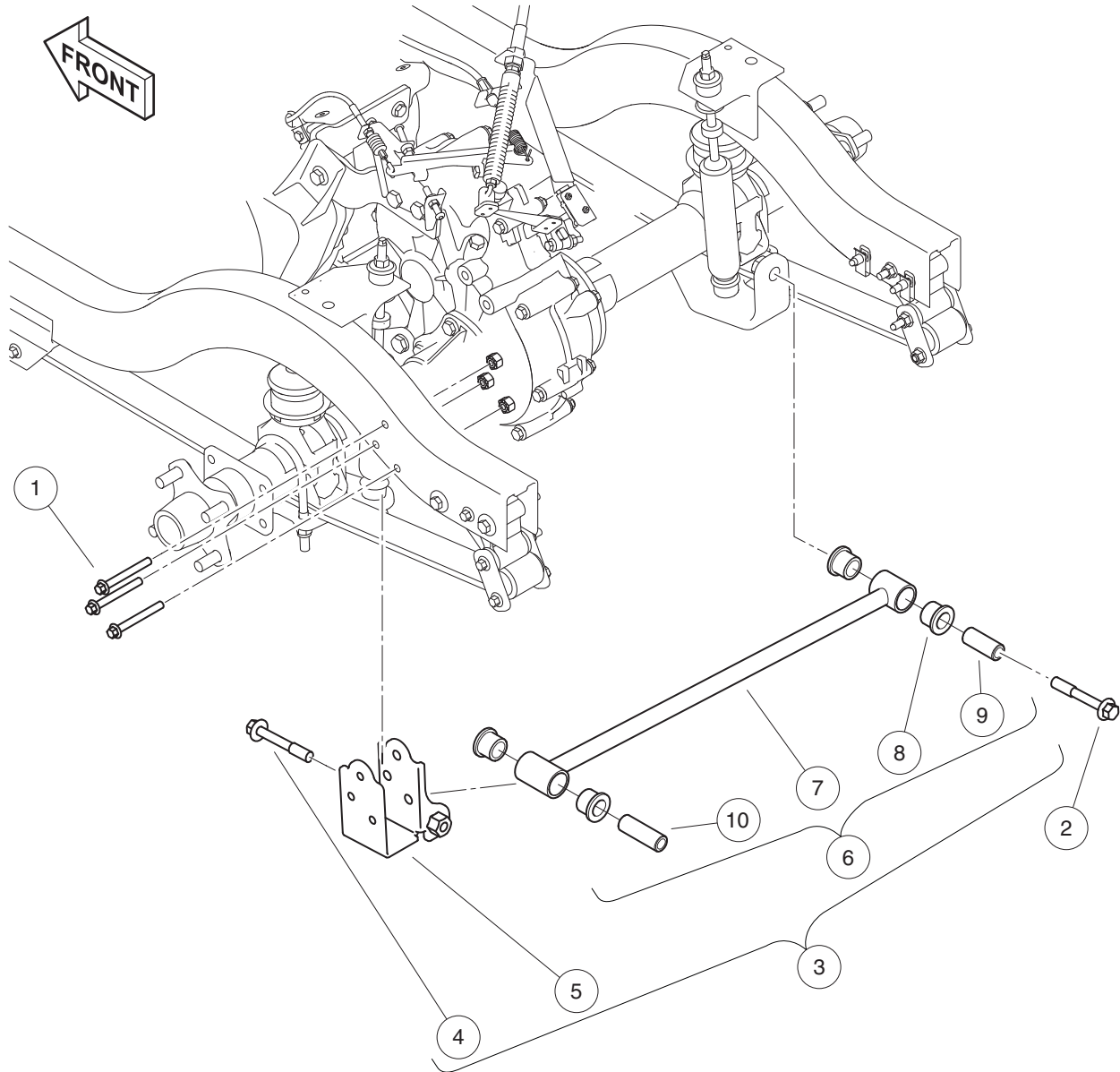
001396-001

# REAR SUSPENSION, GASOLINE 4-PASSENGER – CONSUMER

| ITEM | PART NO.    | DESCRIPTION  | QTY |
|------|-------------|--|-----|
|      |             | <b>1 2 3 4</b>   |     |
| 1    | N/A         | Retainer, Shock Absorber Cushion .....                         | 8   |
| 2    | 1010145     | Nut, 3/8-24 Hex .....  | 4   |
| 3    | 102298175   | Bolt - Flange Hd, M8 X 75.0 .....                              | 2   |
| 4    | 102298401   | Nut,m8,all Metal Lock .....                                    | 4   |
| 5    | 102588501   | Shock Absorber, Rear .....                                     | 2   |
| 6    | 102670701   | Nut, Flange, M10 X 1.5 Nylon .....                             | 8   |
| 7    | 103742304   | Asm, Rear Leaf Spring, Std (includes items 8 through 10) ..... | 2   |
| 8    | 101558302   | Bushing, Urethane, Soft .....                                  | 4   |
| 9    | 102506401   | Sleeve - Spring Eye Mounts .....                               | 2   |
| 10   | N/A         | Leaf Spring, Rear, Std .....                                   | 1   |
| 11   | 105188185   | Bolt, M8 X 85mm, 10.9 Grade .....                              | 2   |
| 12   | 105188701   | U-bolt, M10x1.5x58 .....                                       | 4   |
| 13   | 47576196001 | Bumper, Jounce, D-255828 .....                                 | 2   |
| 14   | 47579096001 | Isolator, Shock Damper .....                                   | 8   |
| 15   | 47583665001 | Bracket, U-bolt, with Panhard Mount, Passenger-side .....      | 1   |
| 16   | 47583666001 | Bracket, Perch, Bumper, Jounce .....                           | 2   |
| 17   | 47583912001 | Bracket, U-bolt, Driver-side .....                             | 1   |

**6**  
**G**  
**E**

**6**  
**G**  
**E**



001392-001

# PANHARD ROD

| ITEM | PART NO.    | DESCRIPTION   | QTY |
|------|-------------|---|-----|
|      |             | <b>1 2 3 4</b>  |     |
| 1    | 102298170   | Bolt - Flange Hd, M8 X 70.0 .....                                       | 3   |
| 2    | 103146501   | Bolt, Flg, M12 X 1.75 X 80 .....  | 1   |
| 3    | 47577865001 | Assy, Panhard and Frame Rail Bracket (includes items 4 through 6) ..... | 1   |
| 4    | 103146501   | Bolt, Flg, M12 X 1.75 X 80 .....  | 1   |
| 5    | 47576649001 | Bkt, Frame Rail, Panhard .....  | 1   |
| 6    | 47577864001 | Asm, Rod, Panhard (includes items 7 through 10) .....                   | 1   |
| 7    | 47576650001 | Assy, Weldment, Panhard .....   | 1   |
| 8    | 47576651001 | Bushing, Slip, 3390000-160802 .....                                     | 4   |
| 9    | 47576652001 | Sleeve, Bushing, Panhard, Short .....                                   | 1   |
| 10   | 47576652002 | Sleeve, Bushing, Panhard, Long .....                                    | 1   |

**6**  
**G**  
**E**

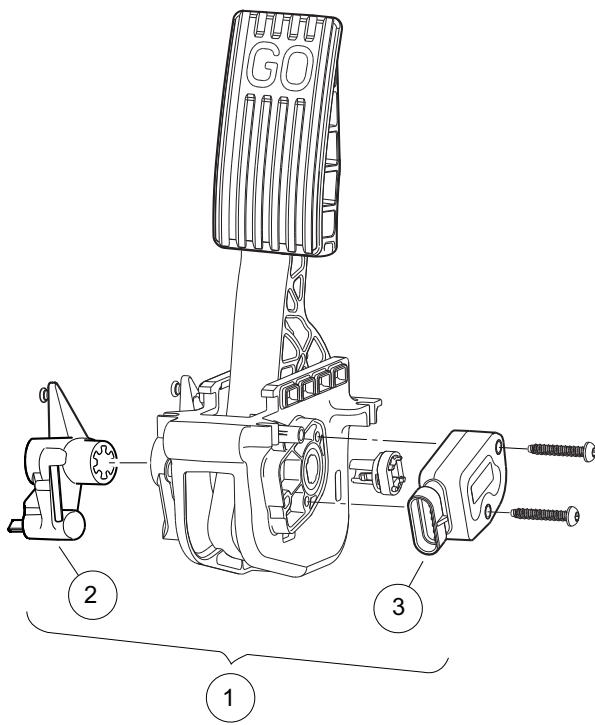
**6**

**G**

**E**

# ELECTRICAL SYSTEM – SUBARU EX40

---



000487-012



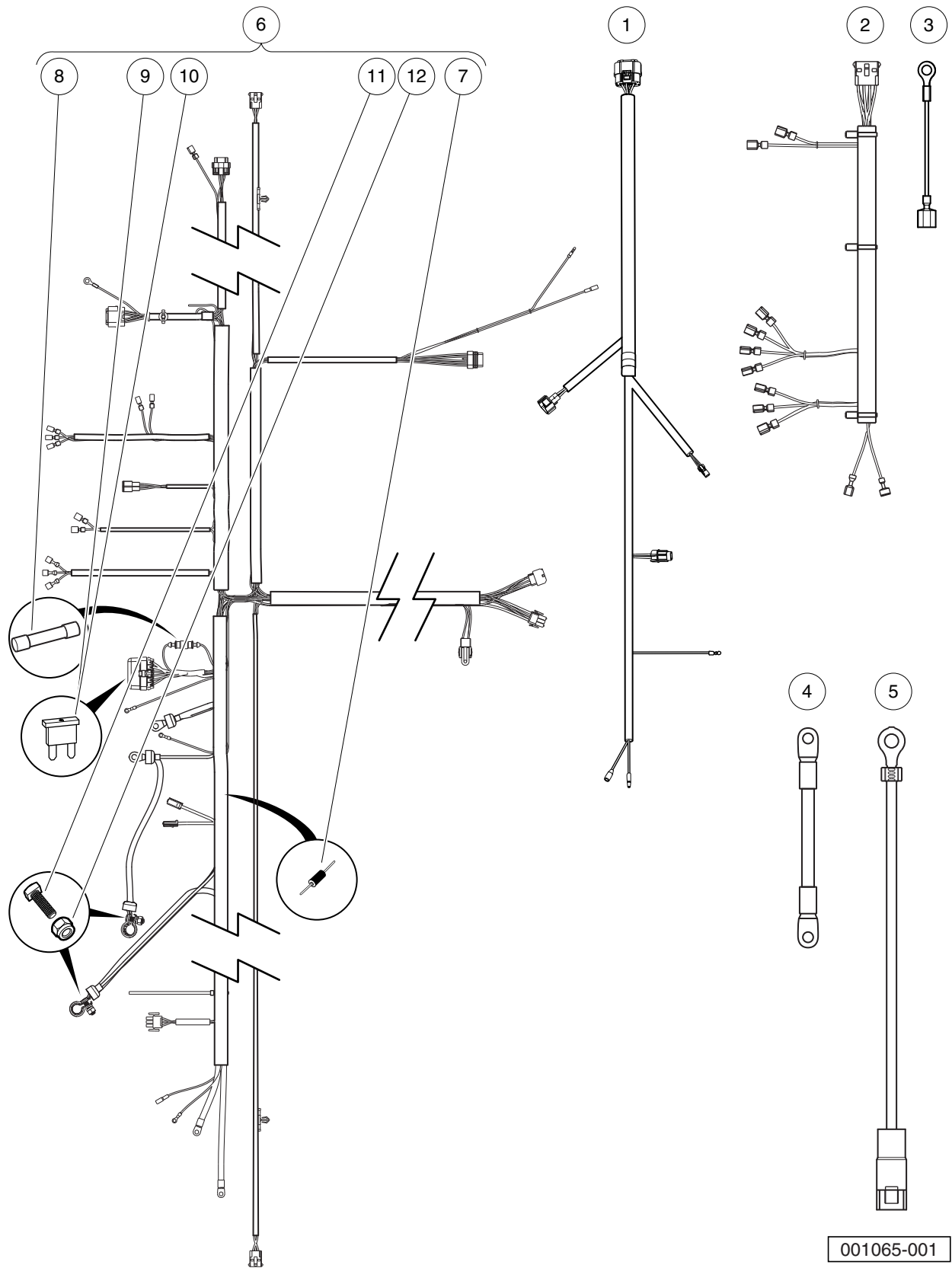
## ACCELERATOR PEDAL ASSEMBLY W/SENSOR – EFI

| ITEM   | PART NO.  | DESCRIPTION  | QTY |
|--|-----------|--|-----|
|  |           | 1 2 3 4  |     |
| 1  | 102595502 | Asm, Accel. Pedal/Throttle, Anodized, Gas Vehicle (includes items 2 and 3) ..... | 1   |
| 2  | 103777601 | Asm, Park Brake Release, Anodized .....  | 1   |
| 3  | N/A       | Throttle Sensor .....  | 1   |
| <p>Note: For a complete Pedal Group, see section 5, Brakes and Pedal Group Assemblies.</p> |           |  |     |

7

G

**7**  
**G**

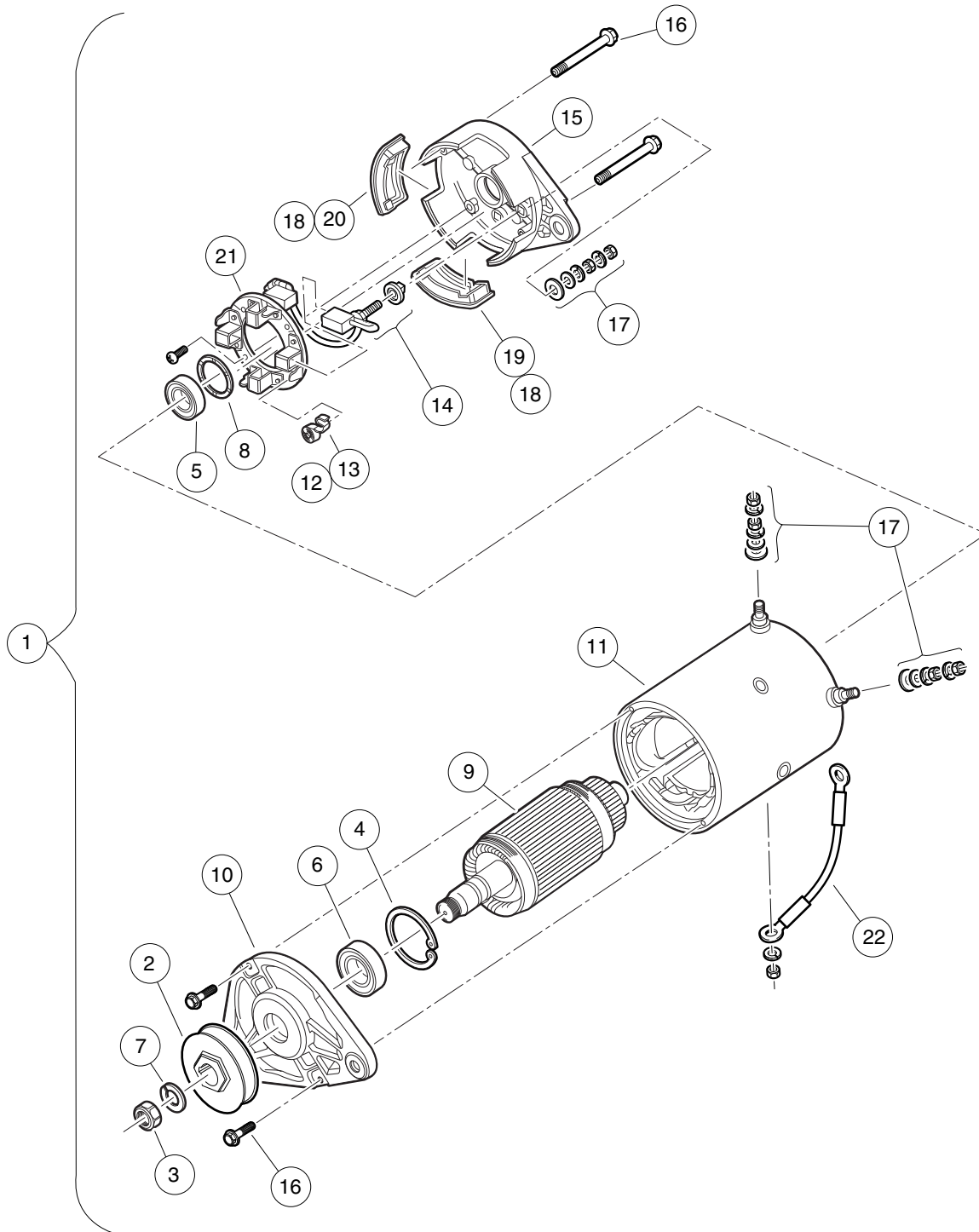


## WIRING, FUSES AND ECU – CONSUMER CAR

| ITEM | PART NO.    | DESCRIPTION   | QTY |
|------|-------------|---|-----|
|      |             | 1 2 3 4   |     |
| 1    | 105008101   | Harness, Wire, ECU/Engine .....                               | 1   |
| 2    | 105008301   | Wire Harness, Dash .....                                      | 1   |
| 3    | 105143301   | Wire, Ground, Fuel Tank .....                                 | 1   |
| 4    | 105161701   | Wire, 4-Ga, Green, Starter/Generator .....                    | 1   |
| 5    | 105228801   | Wire, Ground, Engine .....                                    | 1   |
| 6    | 47568658001 | Harness, Main, Start/stop (includes items 7 through 12) ..... | 1   |
| 7    | 1014789     | Diode, General Purpose, 3.0-Amp .....                         | 1   |
| 8    | 103924801   | Fuse, Glass, 2-Amp .....                                      | 1   |
| 9    | 105081501   | Fuse, ATM, 5-Amp .....  | 1   |
| 10   | 105081601   | Fuse, ATM, 10-Amp .....                                       | 1   |
| 11   | 105255501   | Bolt, Sqh 5/16-18x1 .....                                     | 2   |
| 12   | 105255601   | Nut, Colar Hex, 5/16-18 .....                                 | 2   |

7

G

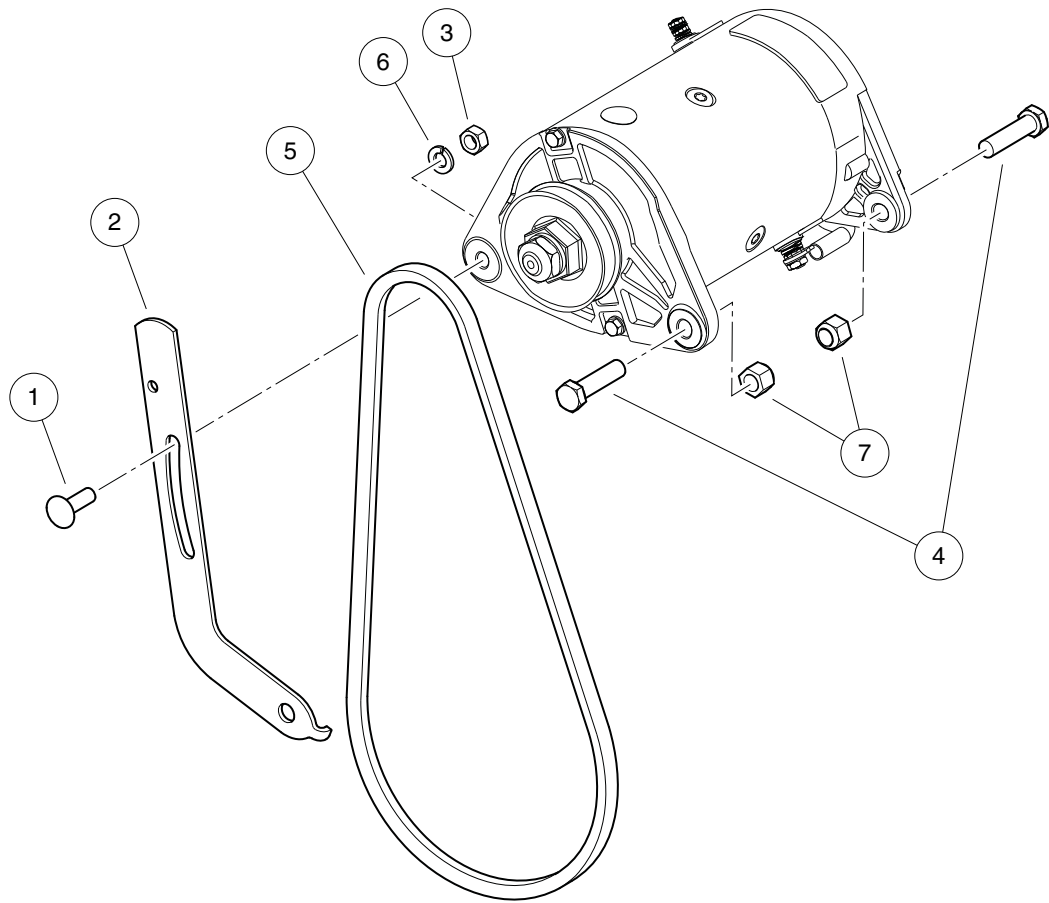


001016-001

# STARTER/GENERATOR (MODEL 114-05-4001), PEDAL-START – EFI

| ITEM | PART NO.  | DESCRIPTION  | QTY |
|------|-----------|--|-----|
|      |           | <b>1 2 3 4</b>   |     |
| 1    | 105190101 | Starter/Generator, High-Torque, Utility, Pedal-Start (includes items 2 through 22) ..... | 1   |
| 2    | 1014289   | Pulley, Starter/Generator .....  | 1   |
| 3    | 102838701 | Nut, Hex, M14x2, S/G .....   | 1   |
| 4    | 102838801 | Retainer, Front, S/G .....   | 1   |
| 5    | 102838901 | Bearing, Ball, Front, S-g .....  | 1   |
| 6    | 102839001 | Bearing, Ball, Front, S-g .....  | 1   |
| 7    | 102839301 | Washer, Lock M14x2, S-g .....  | 1   |
| 8    | 102841101 | Washer, Wave, S-g .....  | 1   |
| 9    | N/A       | Asm, Armature, Starter/Generator .....   | 1   |
| 10   | 102844601 | Head, Drive End, S-g .....   | 1   |
| 11   | 102844701 | Asm, Frame and Field, Starter/Generator .....  | 1   |
| 12   | 103347101 | Kit, Spring Brush, Starter/Generator (includes item 13) .....                            | 1   |
| 13   | N/A       | Spring, Brush, S-g .....   | 4   |
| 14   | 103347301 | Set, Brush Term, S-g .....   | 1   |
| 15   | 103347601 | Head, Comm End, S-g .....  | 1   |
| 16   | 103347701 | Set, Fastener, Ceh Deh, S-g .....  | 1   |
| 17   | 103347801 | Set, Term Hardware, S/G .....  | 1   |
| 18   | 103347901 | Kit, Cover, Brush Insp, Starter/Generator (includes items 19 and 20) .....               | 1   |
| 19   | N/A       | Plug, Rubber Drain, Start/Generator .....  | 3   |
| 20   | N/A       | Cover, Inspection, S-g .....   | 1   |
| 21   | 103953301 | Kit, Brush And Brush Holder .....  | 1   |
| 22   | 105161701 | Wire, 4-Ga, Green, Starter/Generator .....   | 1   |

**7**  
**G**

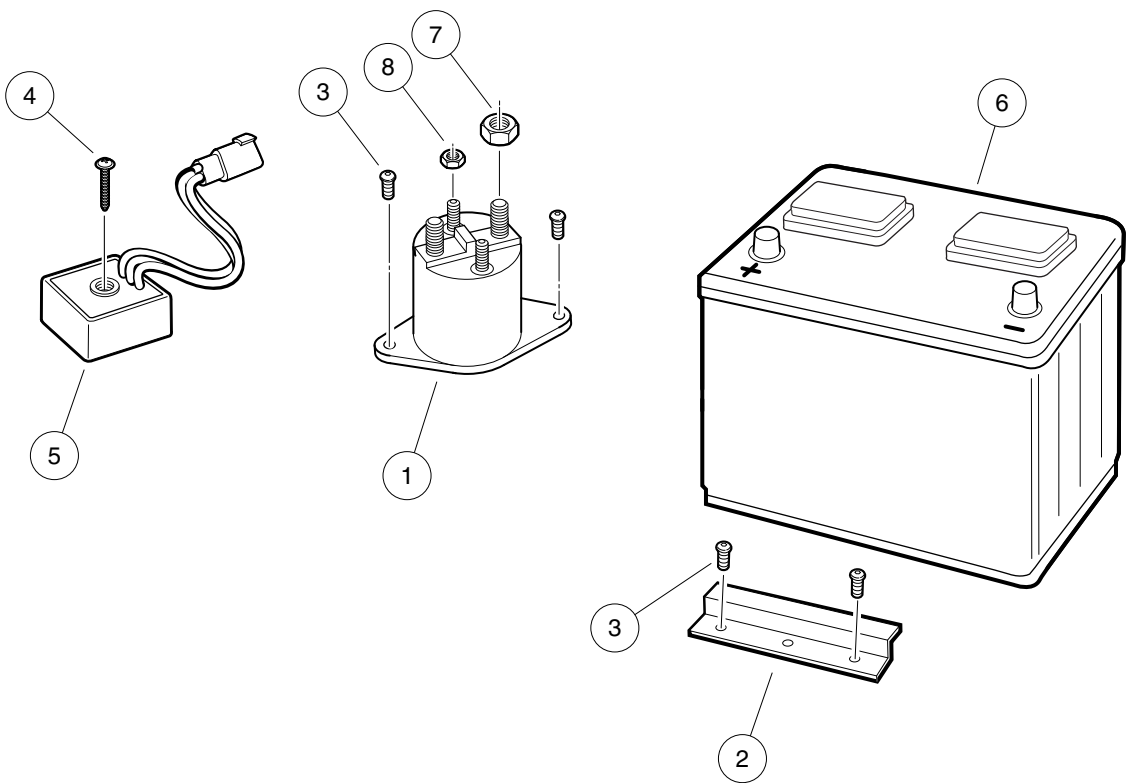


001009-002

# STARTER/GENERATOR MOUNTING, EX40

| ITEM | PART NO.    | DESCRIPTION  | QTY |
|------|-------------|--|-----|
|      |             | <b>1 2 3 4</b>                                     |     |
| 1    | 1015932     | Bolt, Carriage, 5/16-18 .....                      | 1   |
| 2    | 104005301   | Bracket, Adjustable, Starter/Generator, EX40 ..... | 1   |
| 3    | 1242        | Nut, 5/16-18 Hex .....                             | 1   |
| 4    | 1624        | Screw, 3/8-16 X 1.50, Hex-Head Cap .....           | 2   |
| 5    | 47539338001 | Belt, Sg, Ex40, #5a .....                          | 1   |
| 6    | 7174        | Lockwasher, 5/16 Split .....                       | 1   |
| 7    | 8754        | Locknut, 3/8-16 Hex .....                          | 2   |

**7**  
**G**



001067-001

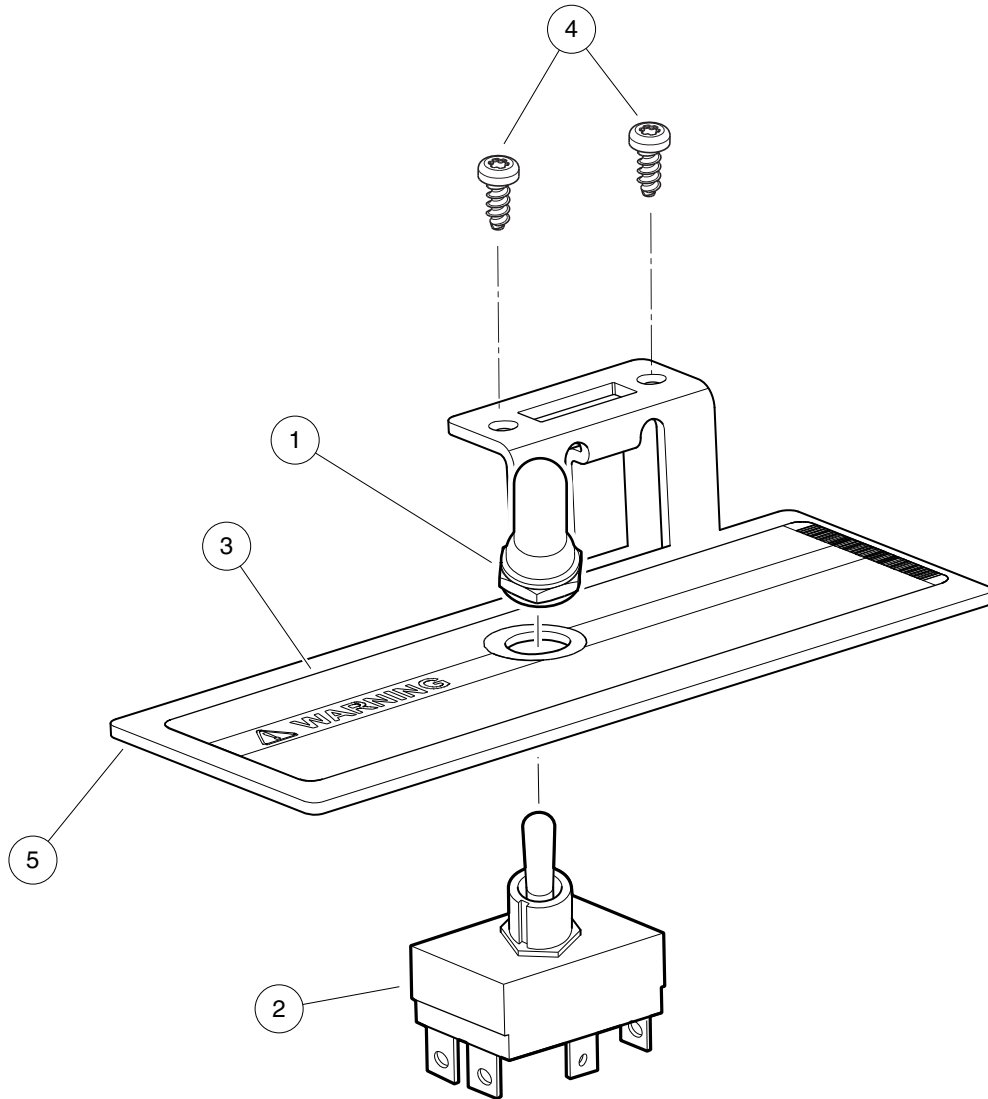


# TOP-POST BATTERY, SOLENOID, VOLTAGE REGULATOR – EFI

| ITEM | PART NO.  | DESCRIPTION                          | QTY |
|------|-----------|--------------------------------------|-----|
|      |           | 1 2 3 4                              |     |
| 1    | 1013609   | Solenoid, 12-Volt .....              | 1   |
| 2    | 101898001 | Clamp, Battery .....                 | 1   |
| 3    | 102296020 | Screw, Torx Pan Hd Pt, M6 X 20 ..... | 4   |
| 4    | 102296040 | Screw, Torx Pan Hd Pt, M6 X 40 ..... | 1   |
| 5    | 102803301 | Asm, Voltage Regulator .....         | 1   |
| 6    | 105237399 | Battery, Start, 12v, G 26, Sp .....  | 1   |
| 7    | 1242      | Nut, 5/16-18 Hex .....               | 2   |
| 8    | 7893      | Nut, #10-32 Hex .....                | 2   |

7

G



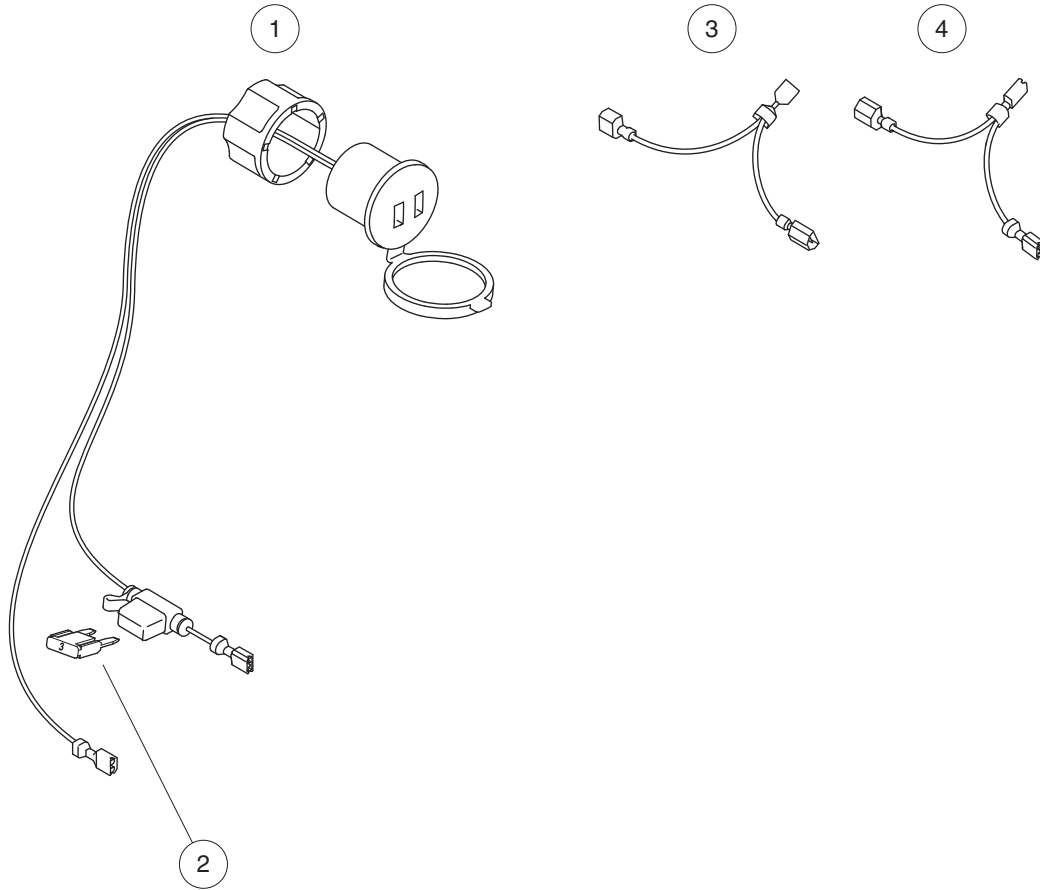
001058-001

# OPERATION AND MAINTENANCE SWITCH

| ITEM | PART NO.  | DESCRIPTION                             | QTY |
|------|-----------|---|-----|
|      |           | 1 2 3 4                                 |     |
| 1    | 101908401 | Boot, Switch .....                      | 1   |
| 2    | 103198401 | Switch, Toggle, SPDT .....              | 1   |
| 3    | 103205501 | Decal, Maintenance/Operate Switch ..... | 1   |
| 4    | N/A       | Screw, #6 X .75, Cs Ss, Hi-lo .....     | 2   |
| 5    | 105136501 | Brkt, Hinge And Serv Switch .....       | 1   |

**7**  
**G**

**7**  
**G**



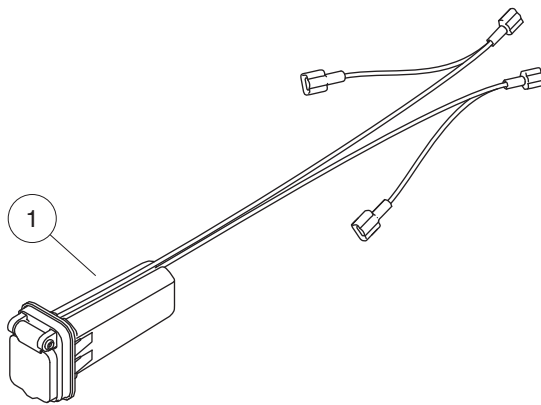
001399-001

# USB PORT ADAPTER – EARLY VERSION

| ITEM | PART NO.  | DESCRIPTION                                 | QTY |
|------|-----------|---|-----|
|      |           | <b>1 2 3 4</b>                              |     |
| 1    | 105268101 | Charger, Usb, Fused (includes item 2) ..... | 1   |
| 2    | 105114802 | Fuse, Mini, Atm, 3 Amp .....                | 1   |
| 3    | 105298701 | Wire, Y-adapter, Red .....                  | 1   |
| 4    | 105298801 | Wire, Y-adapter, Black .....                | 1   |

**7**  
**G**

7  
G



001286-001

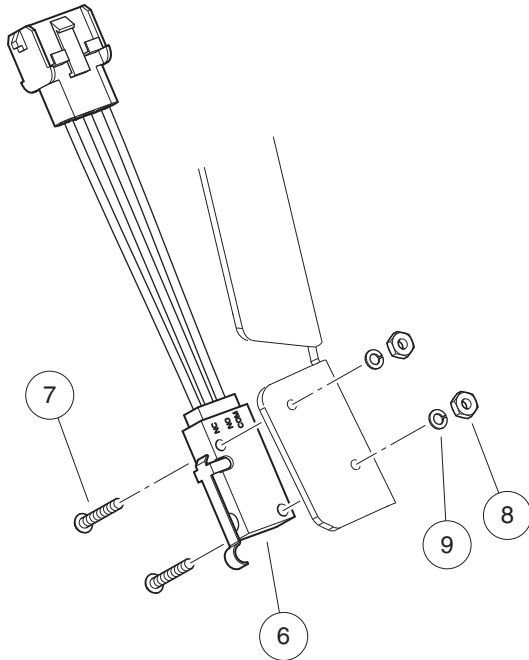
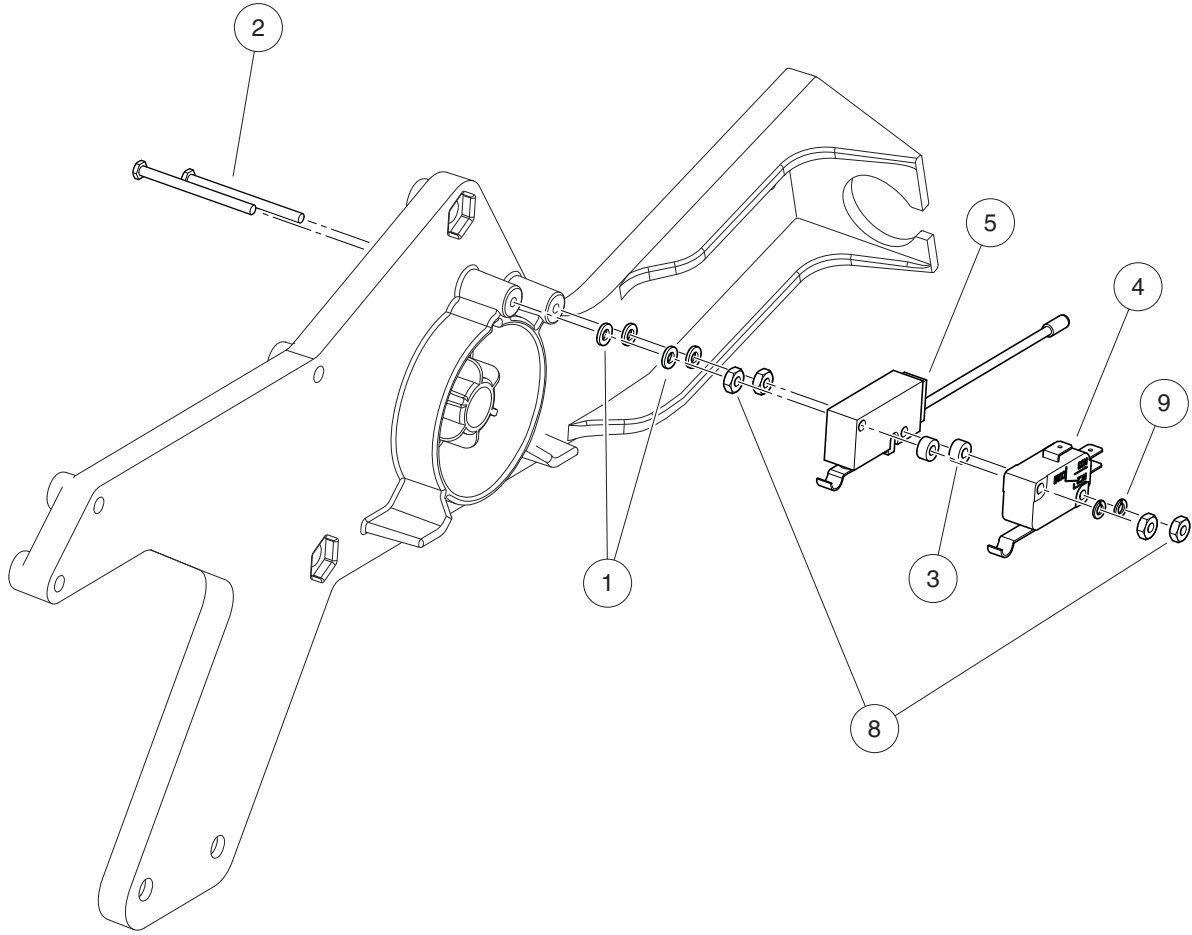
# USB PORT KIT FOR GAS VEHICLES

| ITEM | PART NO.    | DESCRIPTION                                      | QTY |
|------|-------------|--|-----|
| 1    | 47604229001 | 1 2 3 4<br>Kit, Usb, Gas (includes item 2) ..... | 1   |
| 2    | 47587715001 | Usb, 12v .....                                   | 1   |

7

G

**7**  
**G**



001013-001



## FORWARD/REVERSE SHIFTER SWITCHES – EFI

| ITEM  | PART NO.  | DESCRIPTION                                   | QTY |
|---|-----------|---|-----|
|   |           | 1 2 3 4                                       |     |
| 1   | 1012431   | Washer, #4 Flat .....                         | 4   |
| 2   | 1012594   | Screw, #4-40 Machine .....                    | 2   |
| 3   | 1014727   | Washer, Flat, #4, Nylon .....                 | 2   |
| 4   | 1014807   | Switch, Limit .....                           | 1   |
| 5   | 101979101 | Switch, Limit, Assembly, Sealed .....         | 1   |
| 6   | 105102601 | Switch, Limit, Sealed, with 3-Wire Lead ..... | 1   |
| 7   | 8056      | Screw, #4-40 X 0.75 Round-Head Machine .....  | 2   |
| 8   | 8057      | Nut, #4-40 Hex Machine .....                  | 6   |
| 9   | 8058      | Lockwasher, #4 Split .....                    | 4   |
| Note: Item 5 is located on the shifter. Item 6 is located on the transaxle. |           |   |     |

7

G

7

G

# ENGINE – SUBARU EX40

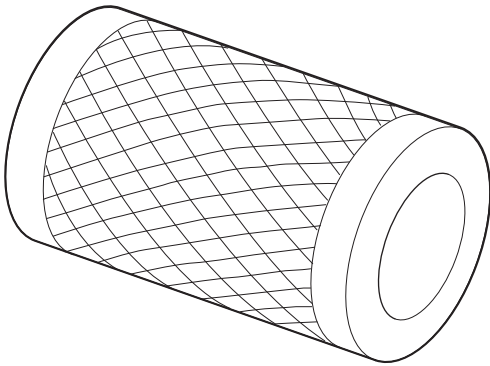
---

8

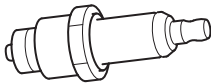
G

8

G



1



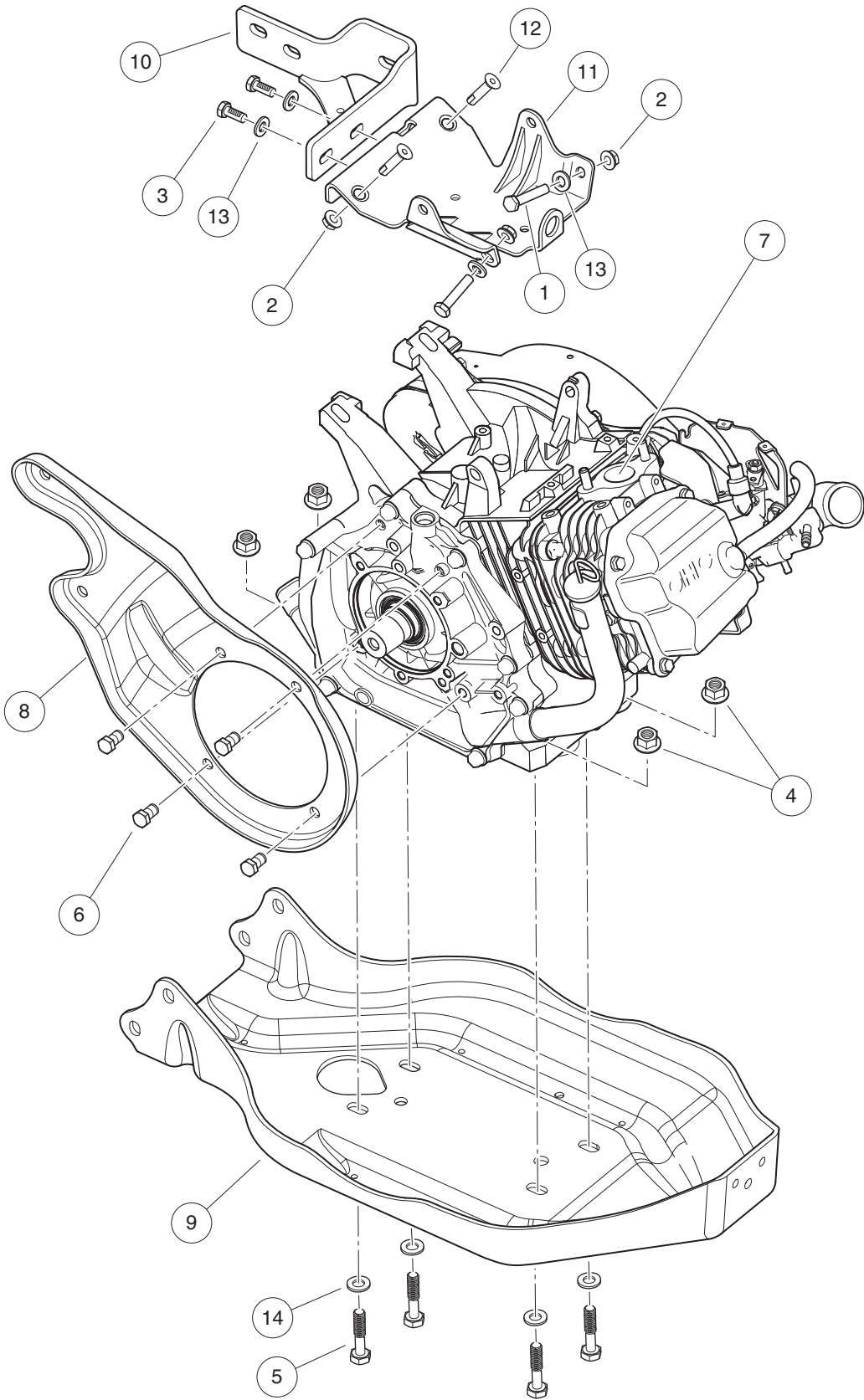
2

000992-003

## TUNE-UP PARTS – SUBARU EX40

| ITEM | PART NO.    | DESCRIPTION                         | QTY |
|------|-------------|-------------------------------------|-----|
| 1    | 102558201   | 1 2 3 4<br>Air Filter, 4 Inch ..... | 1   |
| 2    | 47539956001 | Spark Plug, Ex40, Brp4hs .....      | 1   |

**8**  
**G**



001393-001

## ENGINE AND ENGINE MOUNTING, CONSUMER CAR

| ITEM | PART NO.  | DESCRIPTION  | QTY |
|------|-----------|--|-----|
|      |           | 1 2 3 4  |     |
| 1    | 1010577   | Bolt, Hex-Head, 5/16-18 X 1.50 .....                 | 2   |
| 2    | 101963401 | Locknut, 5/16-18 Hex Flange .....                    | 4   |
| 3    | 102242101 | Screw, 5/16-18 X 3/4 Hex-Head with Patch .....       | 2   |
| 4    | 102617201 | Nut, Flanged, M10 X 1.5, Mechanically Deformed ..... | 4   |
| 5    | 102732401 | Bolt, M10 X 45, Zn-Ni (Black) .....                  | 4   |
| 6    | 103508101 | Bolt, 3/8-16 X .75 Lock Patch .....                  | 4   |
| 7    | 103882801 | Engine, Gas, Subaru EX40, EFI .....                  | 1   |
| 8    | 103979401 | Plate, Mounting, CVT, Center .....                   | 1   |
| 9    | 103982201 | Plate, Engine/Axle Mounting .....                    | 1   |
| 10   | 105134601 | Bracket, Mounting, Transaxle/Exhaust, EX40 .....     | 1   |
| 11   | 105149301 | Bracket, Mounting, Starter/Generator, EX40 .....     | 1   |
| 12   | 105262401 | Screw, 5/16-18 X 1.25, Cs, Lck .....                 | 2   |
| 13   | 1241      | Washer, 5/16 Type A Flat .....                       | 4   |
| 14   | 96741046  | Washer, M10, Hard .....                              | 4   |

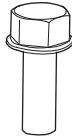
**8**

**G**

1

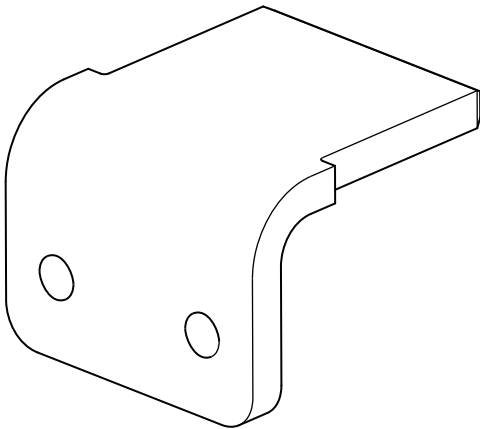


2

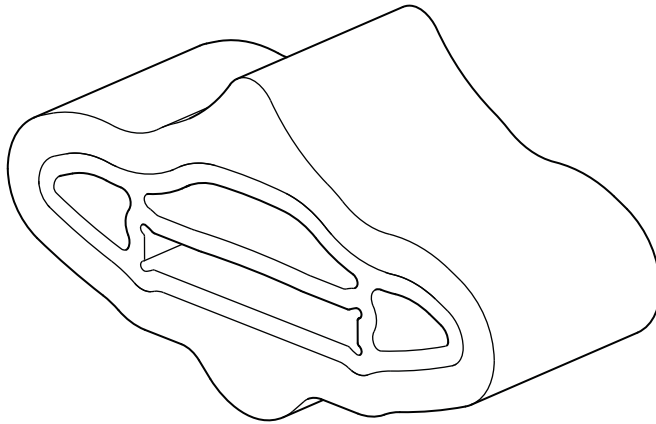


3

4



5



001394-001



# SNUBBER AND BRACKET – CONSUMER CAR, STANDARD HEIGHT

| ITEM | PART NO.    | DESCRIPTION                                      | QTY |
|------|-------------|--|-----|
|      |             | <b>1 2 3 4</b>                                   |     |
| 1    | 1013924     | Nut, 5/16-24, Hex Head Cone .....                | 2   |
| 2    | 101884801   | Screw, 5/16-24 X 0.875, Grade-8 .....            | 2   |
| 3    | 47587701001 | Asm, Dual Snubber (includes items 4 and 5) ..... | 1   |
| 4    | 47583795001 | Bracket, Dual Snubber .....                      | 1   |
| 5    | 47584184001 | Snubber, Dual .....                              | 1   |

**8**  
**G**

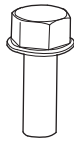
8

G

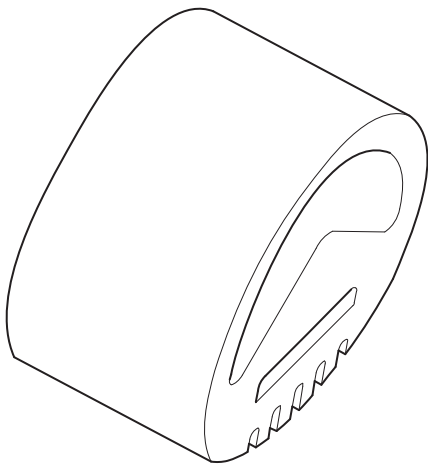
1



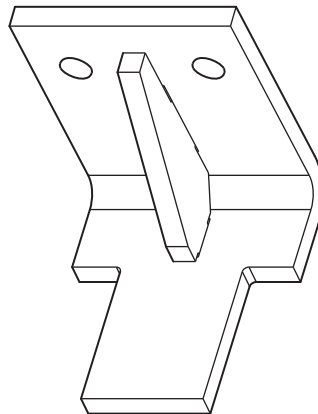
2



3



4




001395-001

# SNUBBER AND BRACKET – CONSUMER CAR, LIFTED

| ITEM | PART NO.    | DESCRIPTION                           | QTY |
|------|-------------|---------------------------------------|-----|
|      |             | 1 2 3 4                               |     |
| 1    | 1013924     | Nut, 5/16-24, Hex Head Cone .....     | 2   |
| 2    | 101884801   | Screw, 5/16-24 X 0.875, Grade-8 ..... | 2   |
| 3    | 102540301   | Snubber, Inner Frame .....            | 1   |
| 4    | 47564890001 | Bracket, Snubber, Csmr, Lifted .....  | 1   |

**8**  
**G**



001001-001

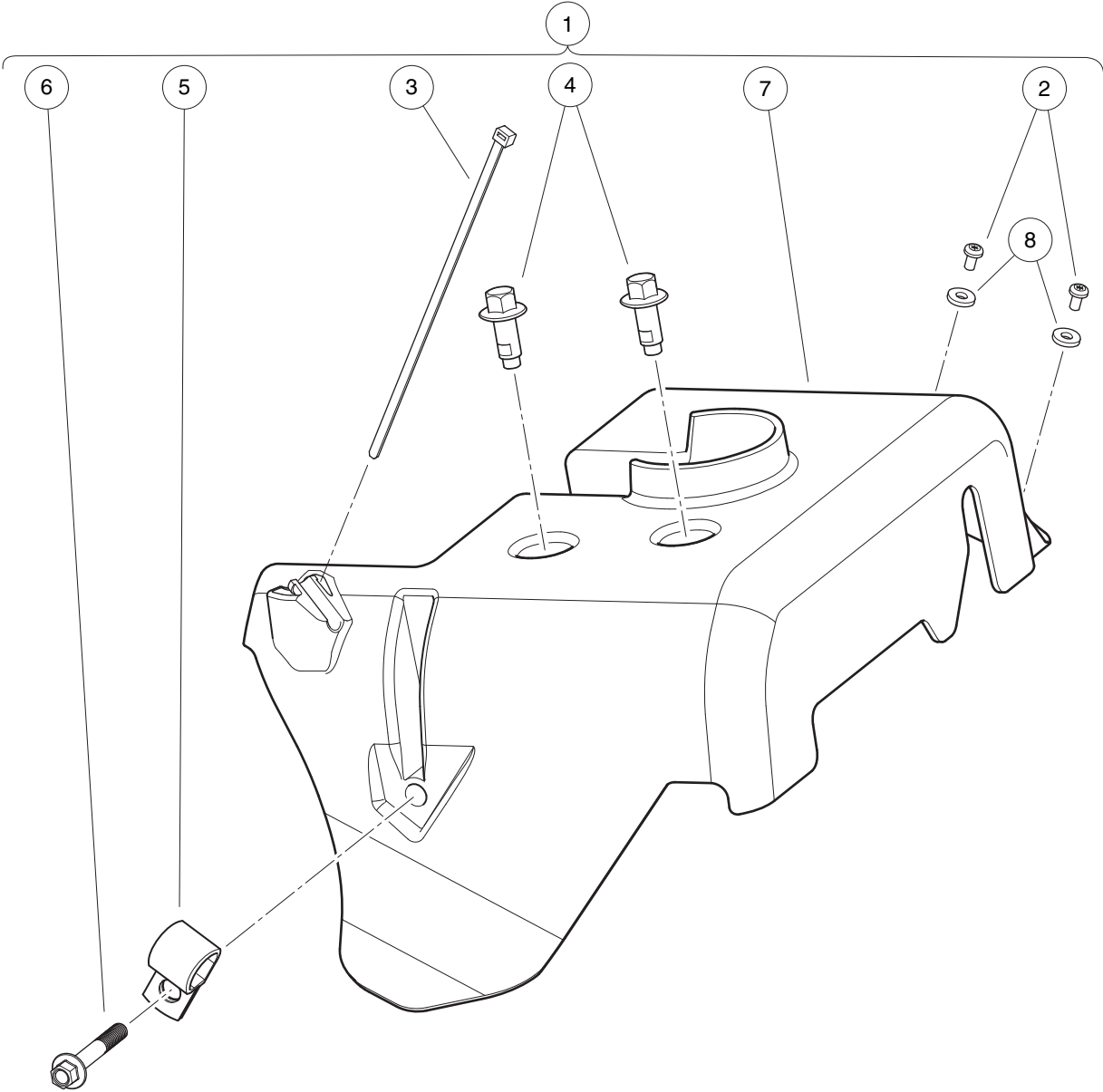
## FAN AND SHROUD – EX40

| ITEM | PART NO.  | DESCRIPTION                         | QTY |
|------|-----------|-------------------------------------|-----|
|      |           | <b>1 2 3 4</b>                      |     |
| 1    | 1015969   | Screw, M6-1.00 X 10mm, Pan Hd ..... | 4   |
| 2    | 103995901 | Cover, Fan, EX40 .....              | 1   |
| 3    | 105012601 | Bolt, Flange, M6x1.0x12, EX40 ..... | 4   |
| 4    | 105016701 | Housing, Fan, EX40 .....            | 1   |
| 5    | 105016801 | Label, Engine Warning, EX40 .....   | 1   |
| 6    | 105016901 | Baffle, Crankcase, EX40 .....       | 1   |
| 7    | 105017001 | Bolt, Baffle, M8x1.25x12 Ex40 ..... | 1   |
| 8    | 105017101 | Fan, Cooling, EX40 .....            | 1   |

**8**

**G**

**8**  
**G**



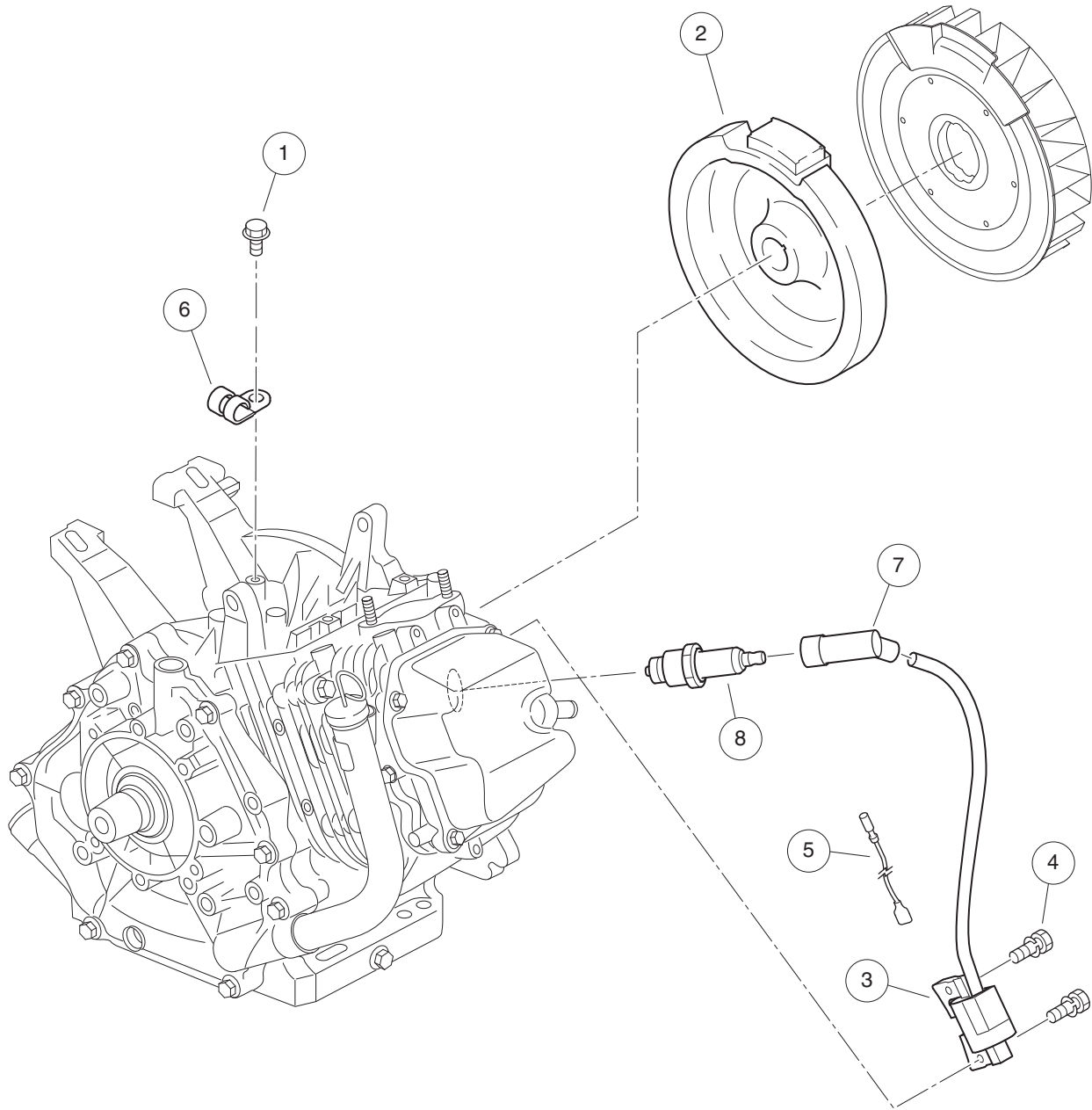
001002-001

# AIR DEFLECTOR – EX40

| ITEM | PART NO.  | DESCRIPTION  | QTY |
|------|-----------|--|-----|
|      |           | <b>1 2 3 4</b>   |     |
| 1    | 105084801 | Kit, Air Deflector, Subaru EX40 (includes items 2 through 8) ..... | 1   |
| 2    | 1016103   | Screw, Pan Hd Tx, Taptite 6-32 .....                               | 2   |
| 3    | 101824101 | Tie Wrap, Black .....  | 1   |
| 4    | 102298116 | Bolt, Flanged Head, M8 X 16.0 .....                                | 2   |
| 5    | 102410604 | P-clamp, Insulated, 0.625 Inch .....                               | 1   |
| 6    | 102541402 | Bolt, M6x1.0x40, Hex Flange Head, Blk-l .....                      | 1   |
| 7    | 105075301 | Deflector, Air, Subaru EX40 .....                                  | 1   |
| 8    | 7591      | Washer, #6, Flat .....   | 2   |

**8**

**G**



001003-002

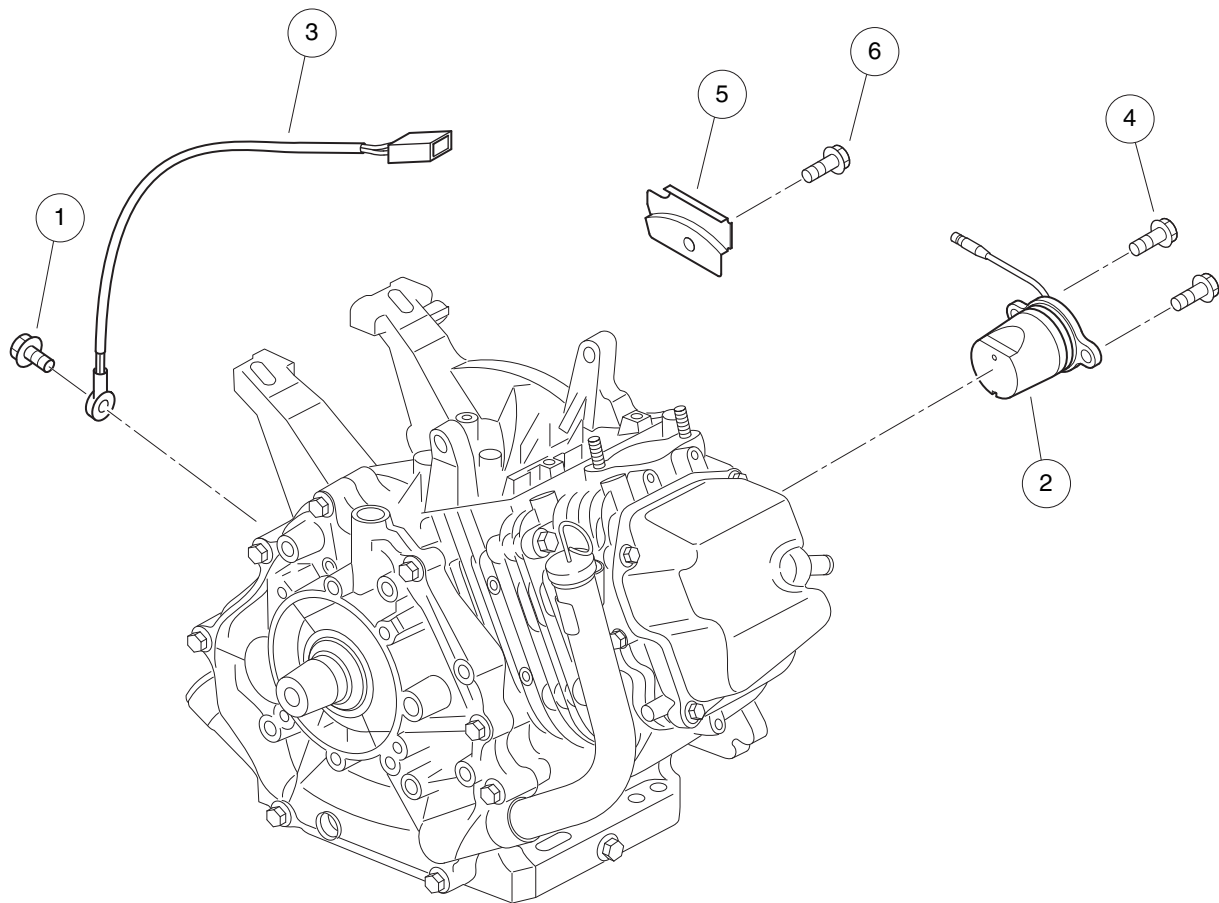


## IGNITION COMPONENTS AND FLYWHEEL – EX40

| ITEM | PART NO.    | DESCRIPTION                          | QTY |
|------|-------------|--------------------------------------|-----|
|      |             | 1 2 3 4                              |     |
| 1    | 105016001   | Bolt, Flange, M6x1.0x8, EX40 .....   | 1   |
| 2    | 105017301   | Flywheel, EX40 .....                 | 1   |
| 3    | 105017401   | Coil, Ignition, CDI, EX40 .....      | 1   |
| 4    | 105017501   | Asm, Bolt-Washer, Coil, EX40 .....   | 2   |
| 5    | 105017601   | Asm, Wire, Coil Control, EX40 .....  | 1   |
| 6    | 105017701   | Clamp, Coil Control Wire, EX40 ..... | 1   |
| 7    | 105017901   | Cap, Spark Plug, EX40 .....          | 1   |
| 8    | 47539956001 | Spark Plug, Ex40, Brp4hs .....       | 1   |

**8**

**G**



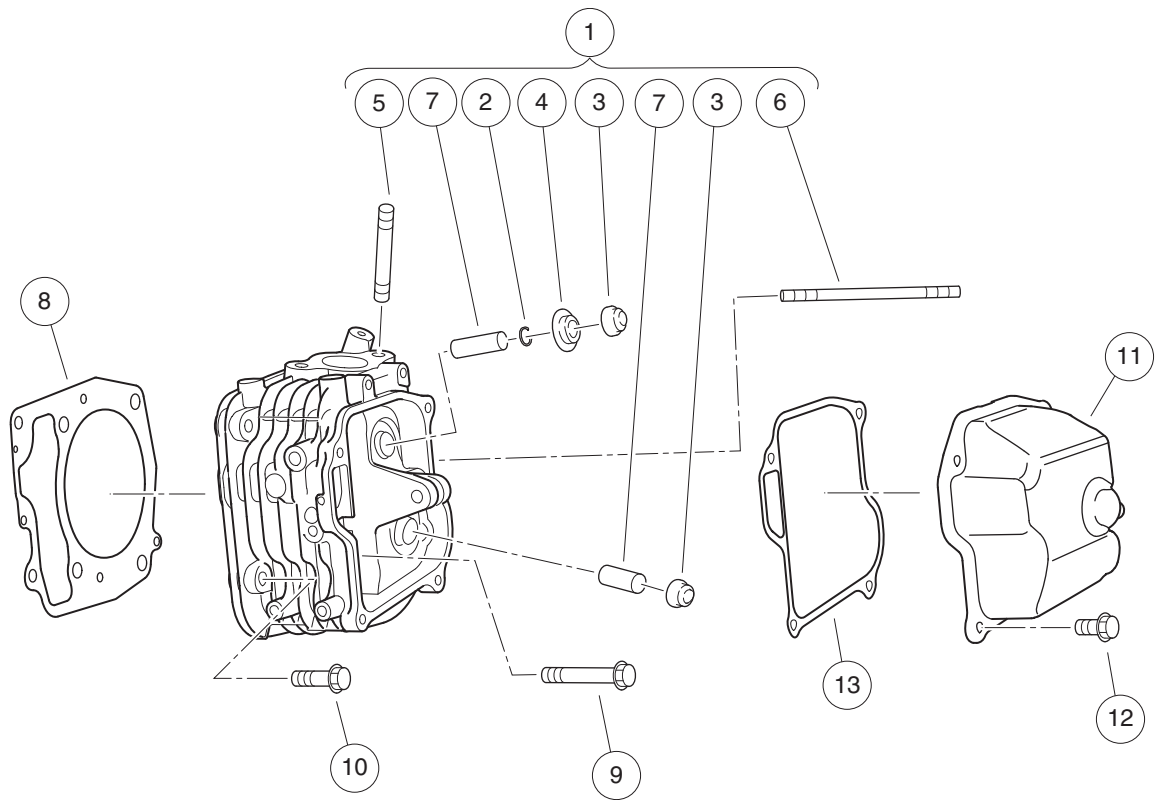
001004-001

# SENSORS – EX40

| ITEM | PART NO.  | DESCRIPTION                             | QTY |
|------|-----------|---|-----|
|      |           | 1 2 3 4                                 |     |
| 1    | 105012601 | Bolt, Flange, M6x1.0x12, EX40 .....     | 1   |
| 2    | 105018001 | Sensor, Oil Level, EX40 .....           | 1   |
| 3    | 105018101 | Sensor, Temperature, EX40 .....         | 1   |
| 4    | 105018201 | Bolt, Oil Sensor, M6x1.0x14, EX40 ..... | 2   |
| 5    | 105018301 | Clamp, Oil Sensor Wire, EX40 .....      | 1   |
| 6    | 105018401 | Bolt, Tap, Oil Wire Clamp, EX40 .....   | 1   |

8

G



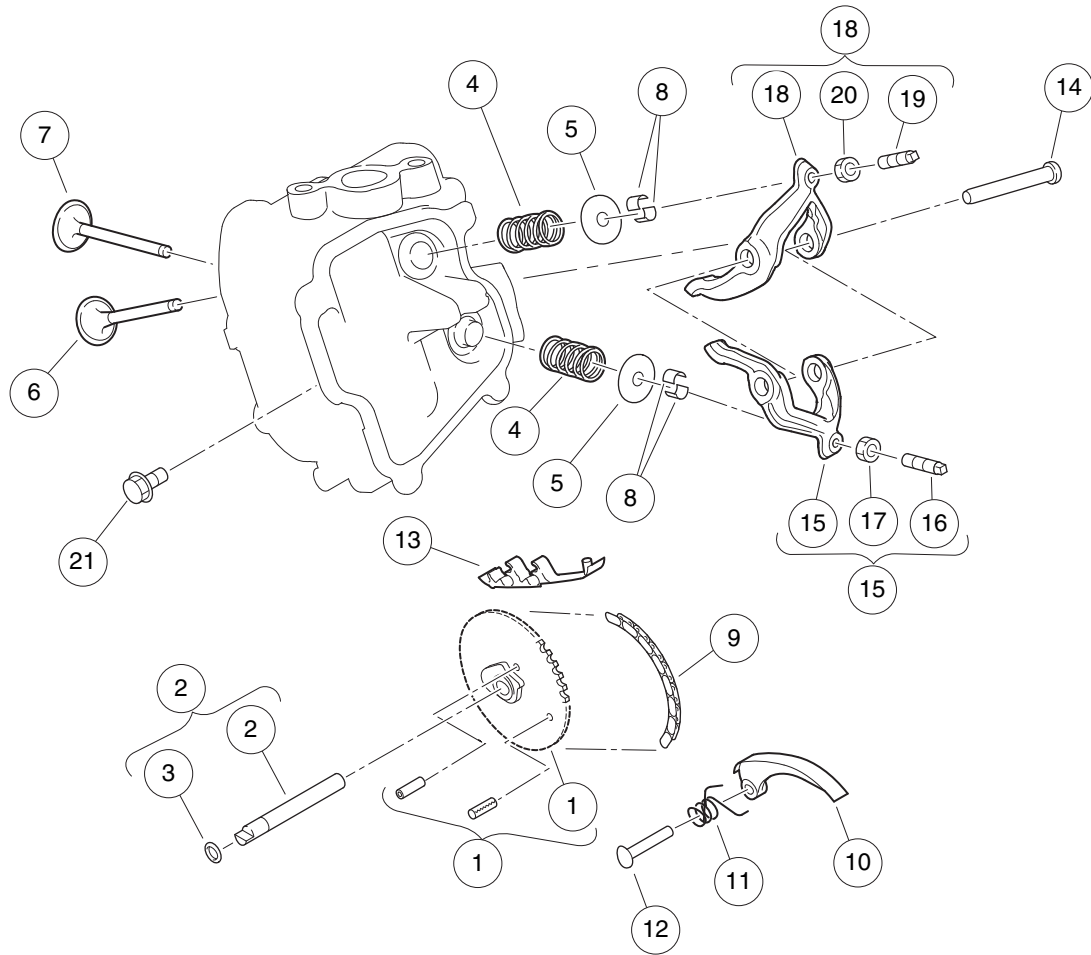
001005-002

# CYLINDER HEAD – EX40

| ITEM | PART NO.    | DESCRIPTION   | QTY |
|------|-------------|---|-----|
|      |             | 1 2 3 4   |     |
| 1    | 105011901   | Asm, Cylinder Head, EX40 (includes items 2 through 7) ..... | 1   |
| 2    | 105010101   | Clip, Retainer Plate, EX40 .....                            | 1   |
| 3    | 105010201   | Seal, Valve, EX40 .....                                     | 2   |
| 4    | 105010301   | Plate, Retainer, EX40 .....                                 | 1   |
| 5    | 105010801   | Stud, Mounting, Exhaust, EX40 .....                         | 2   |
| 6    | 105010901   | Stud, Mounting, Intake, EX40 .....                          | 2   |
| 7    | 105018501   | Guide, Valve, EX40 .....                                    | 2   |
| 8    | 105012001   | Gasket, Head, EX40 .....                                    | 1   |
| 9    | 105012101   | Bolt, Head, M10x1.25x75, EX40 .....                         | 4   |
| 10   | 105012201   | Bolt, Head, M8x1.25x35, EX40 .....                          | 2   |
| 11   | 105012301   | Cover, Rocker, EX40 .....                                   | 1   |
| 12   | 105012601   | Bolt, Flange, M6x1.0x12, EX40 .....                         | 4   |
| 13   | 47540040001 | Gasket, Rocker Cover, Sub .....                             | 1   |

8

G



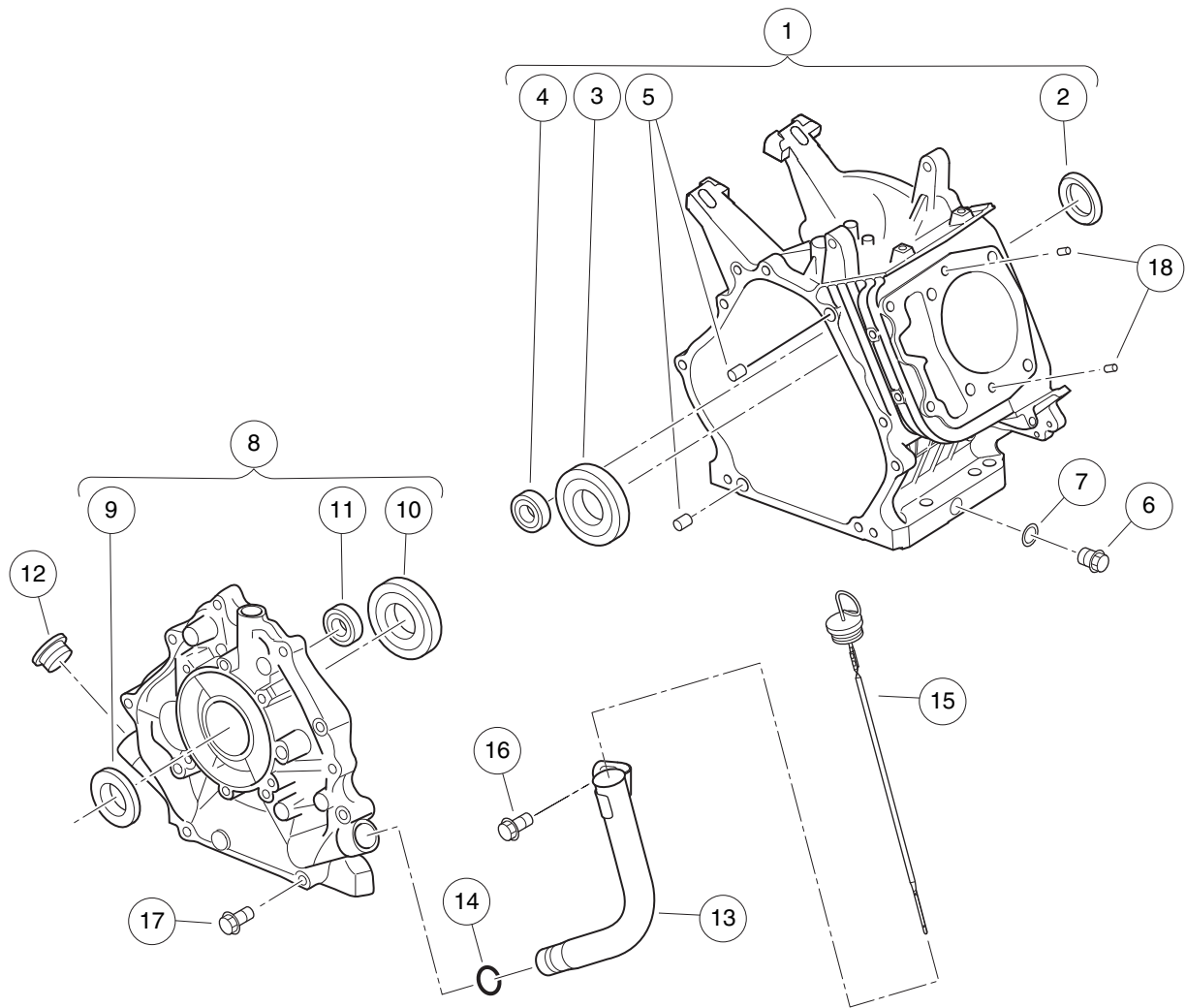
001006-001

## VALVETRAIN AND TIMING CHAIN – EX40

| ITEM | PART NO.  | DESCRIPTION   | QTY |
|------|-----------|---|-----|
|      |           | 1 2 3 4   |     |
| 1    | 105014201 | Asm, Cam/Chain Sprocket, EX40 .....                             | 1   |
| 2    | 105014301 | Asm, Camshaft and O-ring, EX40 (includes item 3) .....          | 1   |
| 3    | 105014401 | O-ring, Camshaft, EX40 .....                                    | 1   |
| 4    | 105014501 | Spring, Valve, EX40 .....                                       | 2   |
| 5    | 105014601 | Retainer, Spring, EX40 .....                                    | 2   |
| 6    | 105014701 | Valve, Intake, EX40 .....                                       | 1   |
| 7    | 105014801 | Valve, Exhaust, EX40 .....                                      | 1   |
| 8    | 105014901 | Collet, Valve, EX40 .....                                       | 4   |
| 9    | 105015001 | Chain, Timing, EX40 .....                                       | 1   |
| 10   | 105015101 | Tensioner, Chain, EX40 .....                                    | 1   |
| 11   | 105015201 | Spring, Tension, EX40 .....                                     | 1   |
| 12   | 105015301 | Pin, Tensioner, EX40 .....                                      | 1   |
| 13   | 105015401 | Guide, Chain, EX40 .....  | 1   |
| 14   | 105015501 | Shaft, Rocker, EX40 .....                                       | 1   |
| 15   | 105015601 | Asm, Rocker Arm, Intake, EX40 (includes items 16 and 17) .....  | 1   |
| 16   | 105015801 | Screw, Adjust, Valve, EX40 .....                                | 1   |
| 17   | 105015901 | Nut, Adjust, Valve, EX40 .....                                  | 1   |
| 18   | 105015701 | Asm, Rocker Arm, Exhaust, EX40 (includes items 19 and 20) ..... | 1   |
| 19   | 105015801 | Screw, Adjust, Valve, EX40 .....                                | 1   |
| 20   | 105015901 | Nut, Adjust, Valve, EX40 .....                                  | 1   |
| 21   | 105016001 | Bolt, Flange, M6x1.0x8, EX40 .....                              | 1   |

**8**

**G**



001007-001

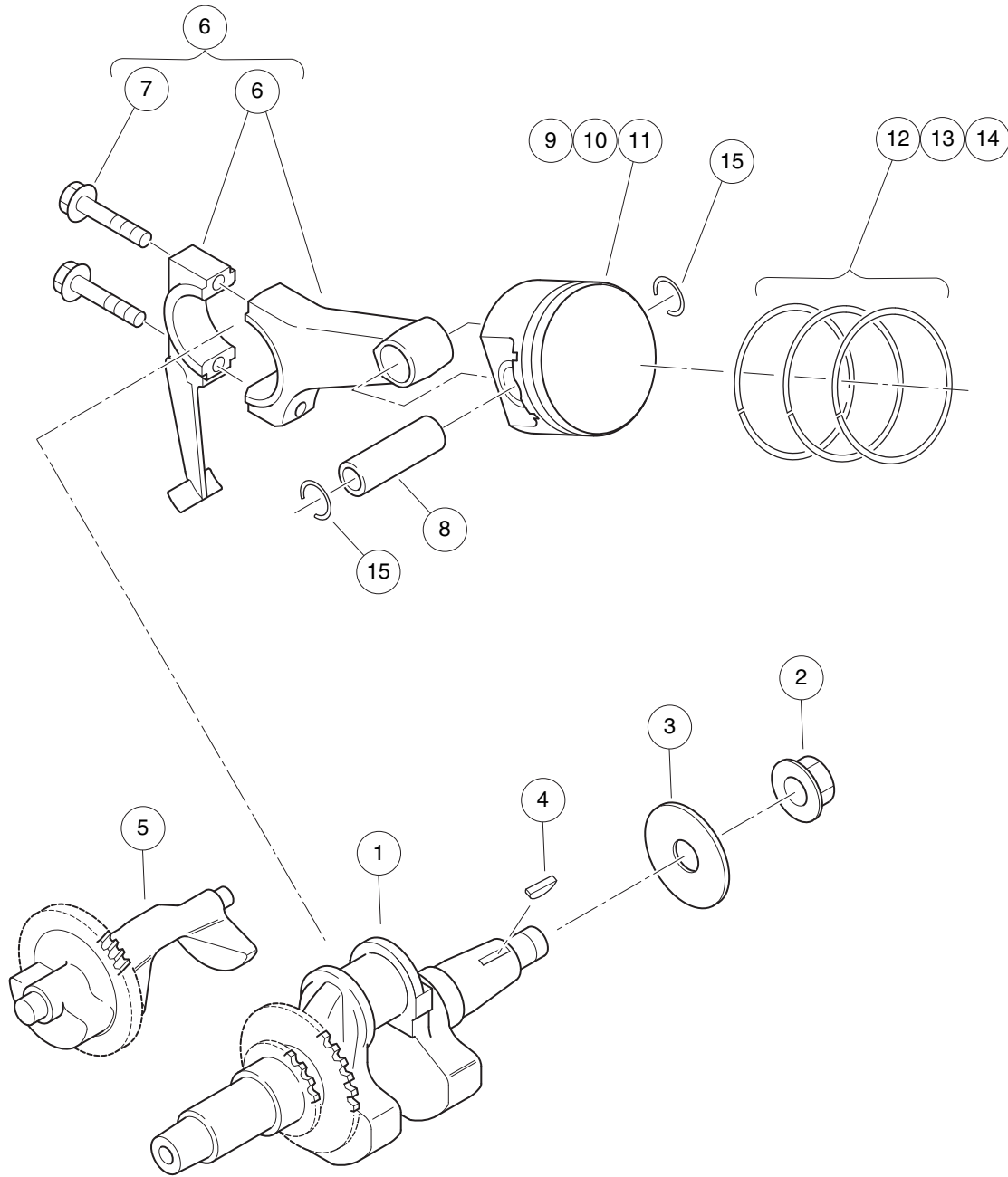


# CRANKCASE – EX40

| ITEM | PART NO.  | DESCRIPTION   | QTY |
|------|-----------|---|-----|
|      |           | 1 2 3 4   |     |
| 1    | 105010001 | Crankcase, EX40 (includes items 2 through 5) .....              | 1   |
| 2    | 105010401 | Seal, Oil, Crankshaft, EX40 .....                               | 1   |
| 3    | 105010501 | Bearing, Crankshaft, EX40 .....                                 | 1   |
| 4    | 105010601 | Bearing, Balance Shaft, EX40 .....                              | 1   |
| 5    | 105010701 | Pin, Guide, Crankcase, EX40 .....                               | 2   |
| 6    | 105011001 | Plug, Oil Drain, EX40 .....                                     | 2   |
| 7    | 105011101 | Gasket, Oil Drain Plug, EX40 .....                              | 2   |
| 8    | 105011201 | Asm, Cover, Crankcase, EX40 (includes items 9 through 11) ..... | 1   |
| 9    | 105010401 | Seal, Oil, Crankshaft, EX40 .....                               | 1   |
| 10   | 105010501 | Bearing, Crankshaft, EX40 .....                                 | 1   |
| 11   | 105010601 | Bearing, Balance Shaft, EX40 .....                              | 1   |
| 12   | 105011301 | Plug, Rubber, Crankcase, EX40 .....                             | 1   |
| 13   | 105011401 | Tube, Oil Filler, EX40 .....                                    | 1   |
| 14   | 105011501 | O-ring, Oil Filler Tube, EX40 .....                             | 1   |
| 15   | 105011601 | Dipstick, EX40 .....  | 1   |
| 16   | 105011701 | Bolt, Filler Tube, M8x1.25x12, EX40 .....                       | 1   |
| 17   | 105011801 | Bolt, Case Cover, M8x1.25x38, EX40 .....                        | 8   |
| 18   | 105012501 | Pin, Guide, Head, EX40 .....                                    | 2   |

**8**

**G**



001008-001

## CRANKSHAFT AND PISTON – EX40

| ITEM | PART NO.  | DESCRIPTION  | QTY |
|------|-----------|--|-----|
|      |           | 1 2 3 4  |     |
| 1    | 105012701 | Crankshaft, EX40 .....                             | 1   |
| 2    | 105012801 | Nut, Crankshaft M18x1.5 Ex40 .....                 | 1   |
| 3    | 105012901 | Washer, Crankshaft Ex40 .....                      | 1   |
| 4    | 105013001 | Key, Woodruff, Crankshaft, EX40 .....              | 1   |
| 5    | 105013101 | Shaft, Balance, EX40 .....                         | 1   |
| 6    | 105013201 | Asm, Rod, Connecting, EX40 (includes item 7) ..... | 1   |
| 7    | 105013301 | Bolt, Rod M8x1.25x40 Ex40 .....                    | 2   |
| 8    | 105013401 | Pin, Piston, EX40 .....                            | 1   |
| 9    | 105013501 | Piston, Standard, EX40 .....                       | 1   |
| 10   | 105013601 | Piston, 0.25 mm Oversize, EX40 .....               | 1   |
| 11   | 105013701 | Piston, 0.50 mm Oversize, EX40 .....               | 1   |
| 12   | 105013801 | Set, Piston Ring, Standard, EX40 .....             | 1   |
| 13   | 105013901 | Set, Piston Ring, 0.25 mm Oversize, EX40 .....     | 1   |
| 14   | 105014001 | Set, Piston Ring, 0.50 mm Oversize, EX40 .....     | 1   |
| 15   | 105014101 | Clip, Piston Pin, EX40 .....                       | 2   |

**8**

**G**

8

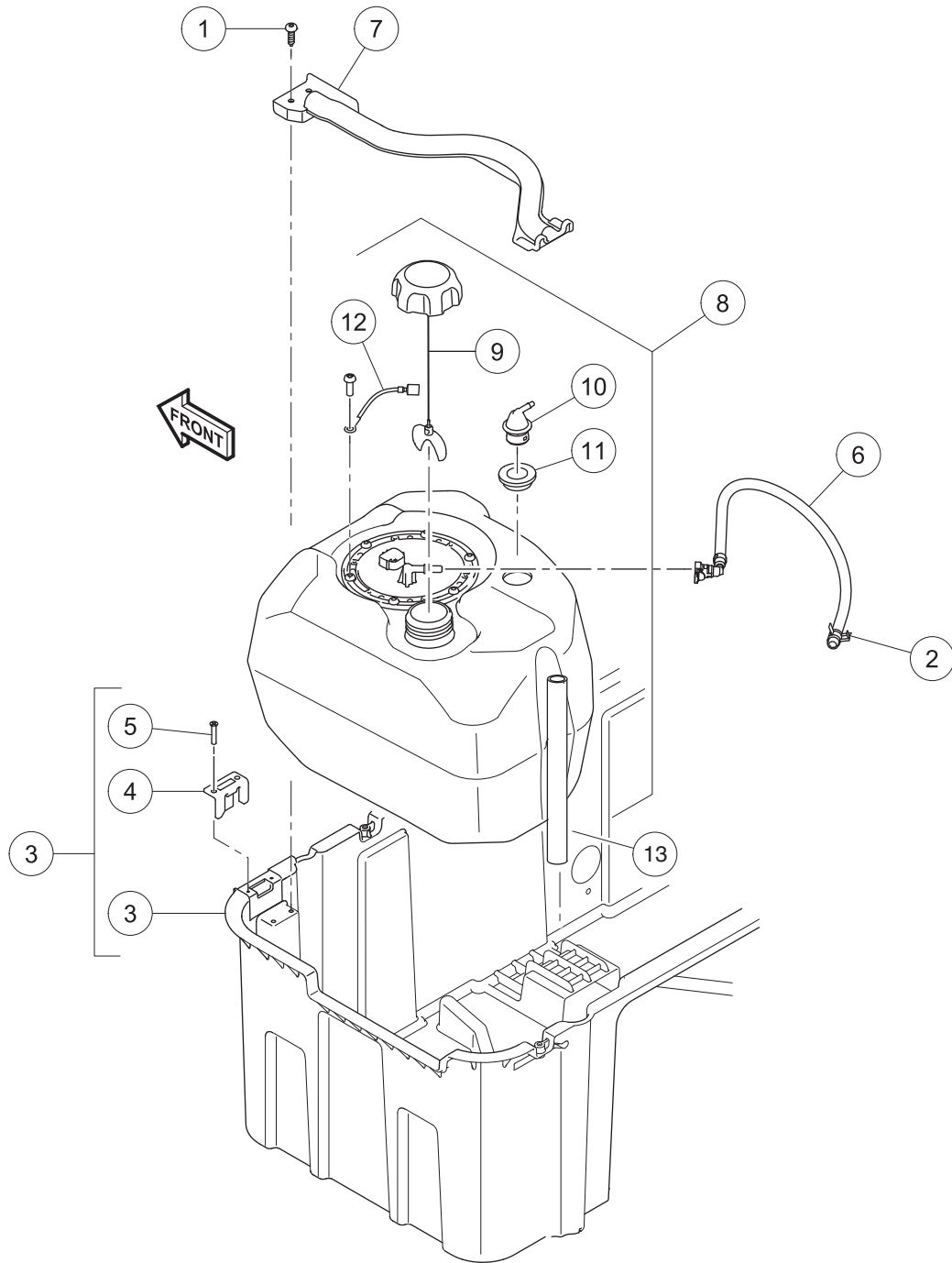
G

# FUEL SYSTEM, EFI – SUBARU EX40

---

9

G



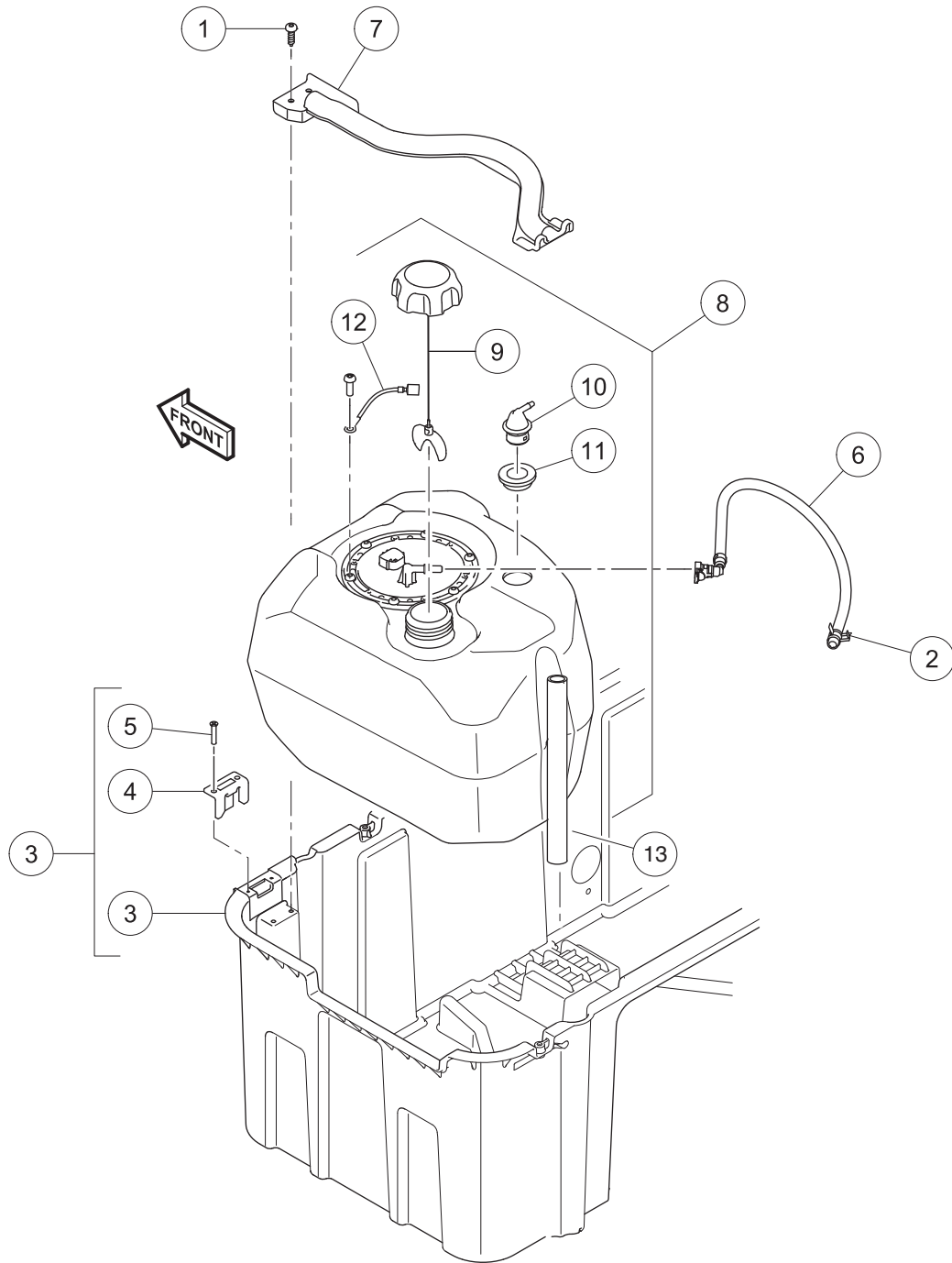
000974-003

## FUEL SYSTEM W/O SENDING UNIT – EFI

| ITEM | PART NO.    | DESCRIPTION   | QTY |
|------|-------------|---|-----|
|      |             | 1 2 3 4   |     |
| 1    | 102296020   | Screw, Torx Pan Hd Pt, M6 X 20 .....                                  | 2   |
| 2    | 102411203   | Clamp, Hose, Ctb 14mm Dia. ....                                       | 1   |
| 3    | 102514702   | Bucket, Gas, with EFI (includes items 4 and 5) .....                  | 1   |
| 4    | 103470701   | Bracket, Bucket Hinge .....   | 1   |
| 5    | N/A         | Screw, #6 X .75, Cs Ss, Hi-lo .....                                   | 2   |
| 6    | 105043601   | Asm, Fuel Line .....  | 1   |
| 7    | 105072201   | Retainer, Tank .....  | 1   |
| 8    | 105215502   | Asm, Tank, Fuel, w/o Sending Unit (includes items 9 through 12) ..... | 1   |
| 9    | 103372101   | Cap, Fuel Tank, Gas, Ratchet .....                                    | 1   |
| 10   | 103905201   | Assembly, Vent, Fuel, 1/4 Inch O.D. ....                              | 1   |
| 11   | 103944301   | Grommet, Fuel Tank, Vent .....  | 1   |
| 12   | 105143301   | Wire, Ground, Fuel Tank .....   | 1   |
| 13   | 47546044001 | Tube, Retention .....   | 1   |

**9**

**G**



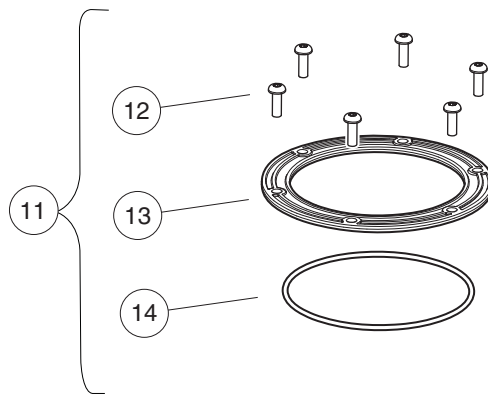
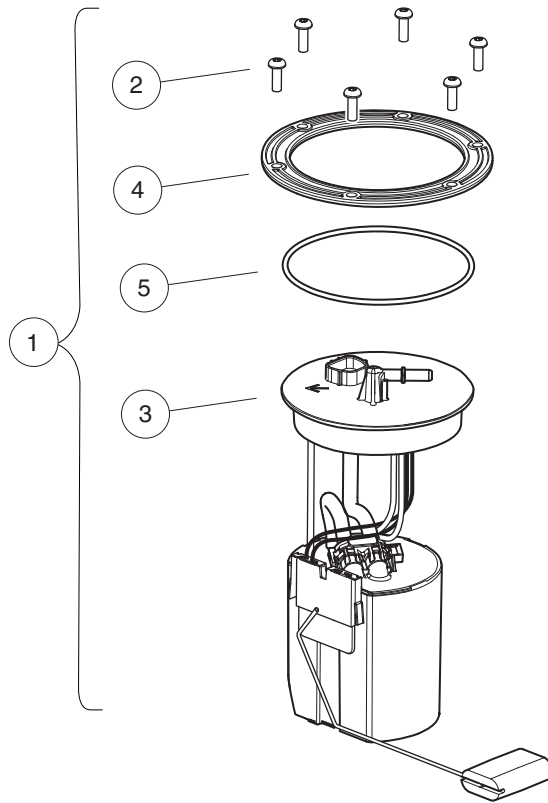
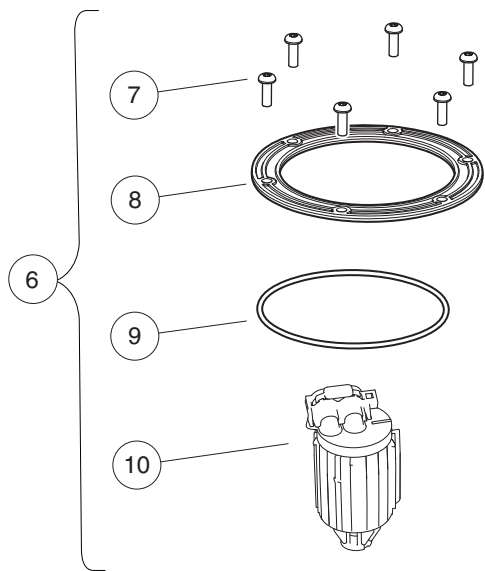
000974-003



## FUEL SYSTEM WITH SENDING UNIT – EFI

| ITEM | PART NO.    | DESCRIPTION   | QTY |
|------|-------------|---|-----|
|      |             | 1 2 3 4   |     |
| 1    | 102296020   | Screw, Torx Pan Hd Pt, M6 X 20 .....                                | 2   |
| 2    | 102411203   | Clamp, Hose, Ctb 14mm Dia. ....                                     | 1   |
| 3    | 102514702   | Bucket, Gas, with EFI (includes items 4 and 5) .....                | 1   |
| 4    | 103470701   | Bracket, Bucket Hinge .....   | 1   |
| 5    | N/A         | Screw, #6 X .75, Cs Ss, Hi-lo .....                                 | 2   |
| 6    | 105043601   | Asm, Fuel Line .....  | 1   |
| 7    | 105072201   | Retainer, Tank .....  | 1   |
| 8    | 105215501   | Asm, Tank, Fuel, w/Sending Unit (includes items 9 through 12) ..... | 1   |
| 9    | 103372101   | Cap, Fuel Tank, Gas, Ratchet .....                                  | 1   |
| 10   | 103905201   | Assembly, Vent, Fuel, 1/4 Inch O.D. ....                            | 1   |
| 11   | 103944301   | Grommet, Fuel Tank, Vent .....                                      | 1   |
| 12   | 105143301   | Wire, Ground, Fuel Tank .....                                       | 1   |
| 13   | 47546044001 | Tube, Retention .....   | 1   |

**9**  
**G**

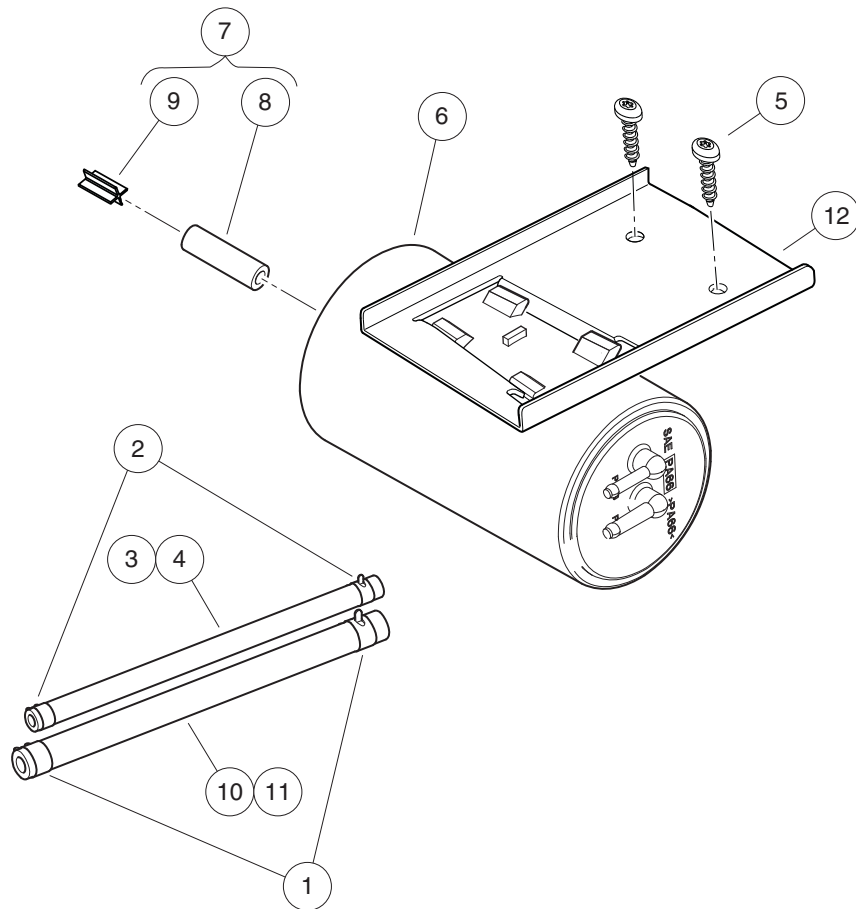


000977-005

## FUEL TANK KITS – EFI

| ITEM | PART NO.  | DESCRIPTION  | QTY |
|------|-----------|--|-----|
|      |           | <b>1 2 3 4</b>   |     |
| 1    | 105282901 | Kit, Fuel Pump Module (includes items 2 through 5) ..... | 1   |
| 2    | 102025801 | Screw, 1/4-20 X .75 Torx Pn Hd .....                     | 6   |
| 3    | 105043401 | Fuel Pump Module, with Sending Unit .....                | 1   |
| 4    | 105043801 | Fuel Module, Hold Down Ring .....                        | 1   |
| 5    | 105043901 | O-Ring, Fuel Module .....                                | 1   |
| 6    | 105282902 | Kit, Fuel Filter (includes items 7 through 10) .....     | 1   |
| 7    | 102025801 | Screw, 1/4-20 X .75 Torx Pn Hd .....                     | 6   |
| 8    | 105043801 | Fuel Module, Hold Down Ring .....                        | 1   |
| 9    | 105043901 | O-Ring, Fuel Module .....                                | 1   |
| 10   | 105073001 | Fuel Filter, EX40, EFI .....                             | 1   |
| 11   | 105282903 | Kit, O-ring (includes items 12 through 14) .....         | 1   |
| 12   | 102025801 | Screw, 1/4-20 X .75 Torx Pn Hd .....                     | 6   |
| 13   | 105043801 | Fuel Module, Hold Down Ring .....                        | 1   |
| 14   | 105043901 | O-Ring, Fuel Module .....                                | 1   |

9  
G



000980-013

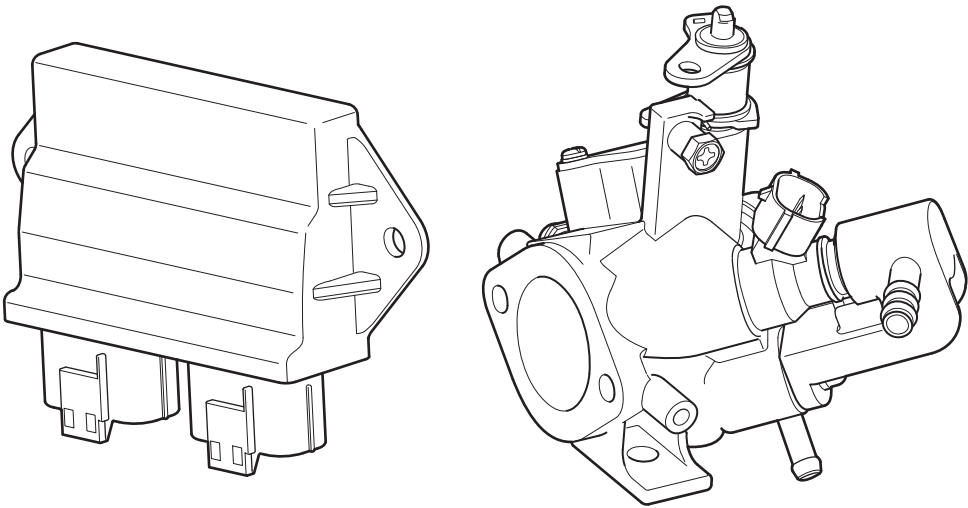
## CARBON CANISTER – EFI

| ITEM | PART NO.    | DESCRIPTION  | QTY |
|------|-------------|--|-----|
|      |             | 1 2 3 4  |     |
| 1    | 1012649     | Clamp, 0.460 Red Hose .....                                    | 2   |
| 2    | 1013746     | Clamp, 0.301 ID Hose .....                                     | 2   |
| 3    | 101587704   | Hose, Fuel, Vent, 3/16" ID, 17" Long (includes item 4) .....   | 1   |
| 4    | 1015137     | Fuel Line, 3/16 (available by the foot) .....                  | A/R |
| 5    | 102297230   | Screw, M6, Torx, Interlock Thread .....                        | 2   |
| 6    | 103372401   | Canister, Carbon .....   | 1   |
| 7    | 103756401   | Asm, Vent Line, Carbon Canister (includes items 8 and 9) ..... | 1   |
| 8    | N/A         | Hose, Vent, 5/16 I.D., Bulk .....                              | 1   |
| 9    | N/A         | Vent, Barb, 5/16 I.D. Hose .....                               | 1   |
| 10   | 103896606   | Hose, Vent, 1/4 Id, 6.75 In (includes item 11) .....           | 1   |
| 11   | 47560464001 | Hose, Fuel 1/4saej1737 Bulk .....                              | A/R |
| 12   | 105284801   | Brkt, Carbon Canister, Gen .....                               | 1   |

9

G

1



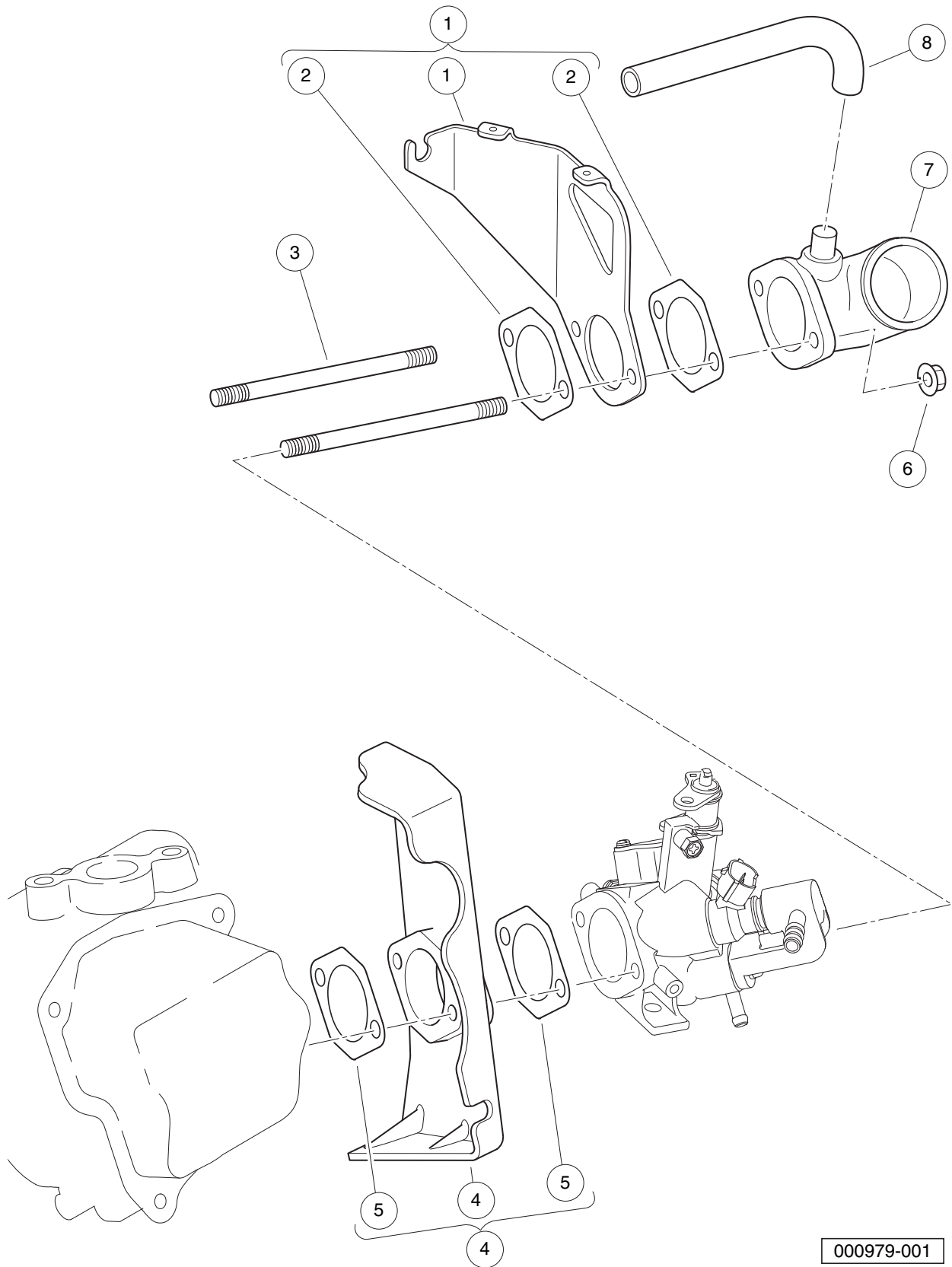
000964-001

# THROTTLE BODY AND ECU – EFI

| ITEM | PART NO.  | DESCRIPTION  | QTY |
|------|-----------|--|-----|
| 1    | 105017201 | 1 2 3 4<br>Asm, Throttle Body/Fuel Injector with ECU, EX40 ..... | 1   |

9

G



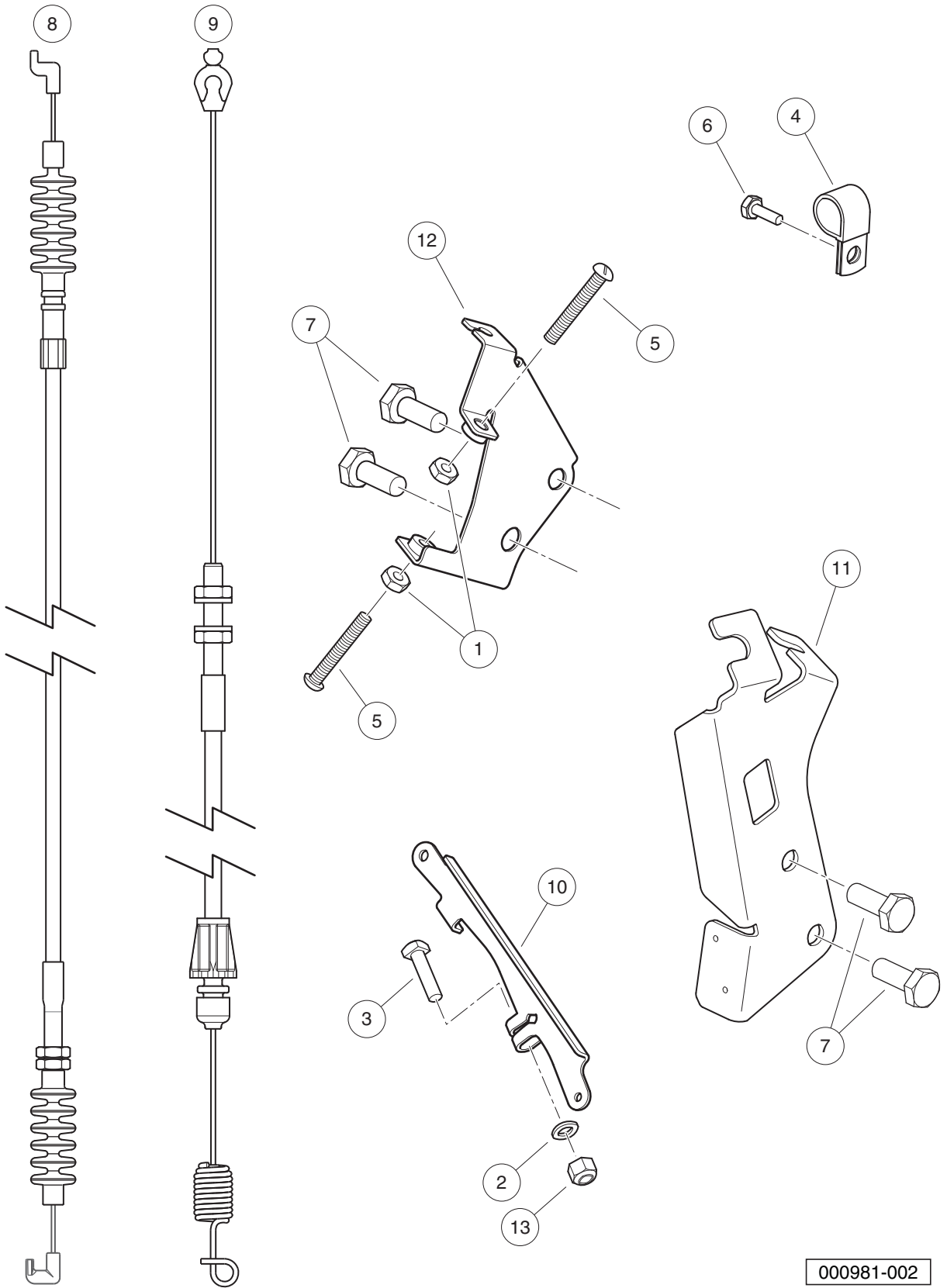
000979-001



# THROTTLE BODY MOUNTING – EFI

| ITEM | PART NO.  | DESCRIPTION                                      | QTY |
|------|-----------|--|-----|
|      |           | <b>1 2 3 4</b>                                   |     |
| 1    | 103983501 | Bracket, Operation, EX40 (includes item 2) ..... | 1   |
| 2    | 105016201 | Gasket, Insulator, EX40 .....                    | 2   |
| 3    | 105010901 | Stud, Mounting, Intake, EX40 .....               | 2   |
| 4    | 105016101 | Insulator, EX40 (includes item 5) .....          | 1   |
| 5    | 105016201 | Gasket, Insulator, EX40 .....                    | 2   |
| 6    | 105016301 | Nut, Intake Adapter, M6x1.0, EX40 .....          | 2   |
| 7    | 105016401 | Adapter, Air Intake, EX40 .....                  | 1   |
| 8    | 105016501 | Hose, Breather, EX40 .....                       | 1   |

**9**  
**G**



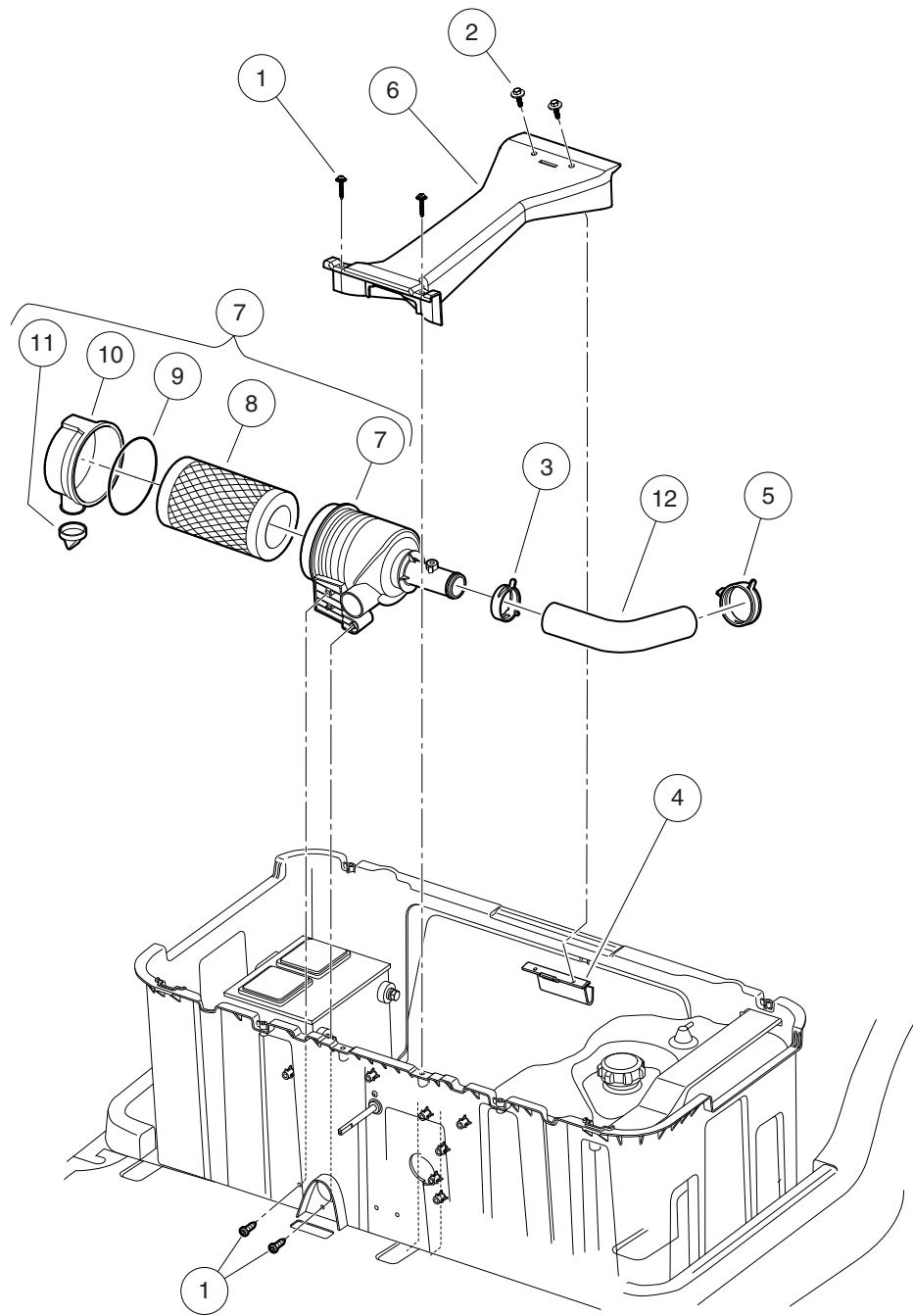
000981-002

## GOVERNOR AND ACCELERATOR CABLES – EFI

| ITEM | PART NO.  | DESCRIPTION                                 | QTY |
|------|-----------|---|-----|
|      |           | 1 2 3 4                                     |     |
| 1    | 1011114   | Nut, M6-1.00 Hex .....                      | 2   |
| 2    | 1014007   | Washer, 1/4, Flat .....                     | 1   |
| 3    | 101886101 | Screw, 1/4-20 X 1.00, Square-Head .....     | 1   |
| 4    | 102410604 | P-clamp, Insulated, 0.625 Inch .....        | 1   |
| 5    | 102476401 | Bolt, Stop, Pedal .....                     | 2   |
| 6    | 102490301 | Bolt, M6 X 1 X 16, Loctite .....            | 1   |
| 7    | 102498201 | Bolt, M10 X 1.25 X 25, Loctite .....        | 4   |
| 8    | 103978001 | Cable, Governor, EX40 .....                 | 1   |
| 9    | 103982002 | Cable, Accelerator, High Speed .....        | 1   |
| 10   | 104023501 | Arm, Governor, ED65 .....                   | 1   |
| 11   | 105135101 | Bracket, Cable, FNR/Accelerator, ED65 ..... | 1   |
| 12   | 105144401 | Weldment, Governor Bracket .....            | 1   |
| 13   | 8233      | Locknut, 1/4-20, Nylon Insert .....         | 1   |

9

G



000484-003

## AIR FILTER SYSTEM AND INTAKE HOSE – EFI

| ITEM | PART NO.  | DESCRIPTION   | QTY |
|------|-----------|---|-----|
|      |           | 1 2 3 4   |     |
| 1    | 102296020 | Screw, Torx Pan Hd Pt, M6 X 20 .....                      | 4   |
| 2    | 102297125 | Screw, M6-1.0x25.4, Thread-Forming, SEMS .....            | 2   |
| 3    | 102411209 | Clamp, Hose, Ctb 55mm Dia. ....                           | 1   |
| 4    | 102521401 | Support, Gas Bucket Brace .....                           | 1   |
| 5    | 102558301 | Clamp, Air Intake .....                                   | 1   |
| 6    | 103795001 | Brace, Gas Fuel Bucket .....                              | 1   |
| 7    | 105009001 | Air Cleaner, with EFI (includes items 8 through 11) ..... | 1   |
| 8    | 102558201 | Air Filter, 4 Inch .....                                  | 1   |
| 9    | 102558501 | Gasket, Air Intake .....                                  | 1   |
| 10   | 102558601 | Asm, Cover, Air Intake .....                              | 1   |
| 11   | 102558701 | Evac Valve, Air Intake .....                              | 1   |
| 12   | 105009201 | Hose, Air Intake, with EFI .....                          | 1   |

9

G

9

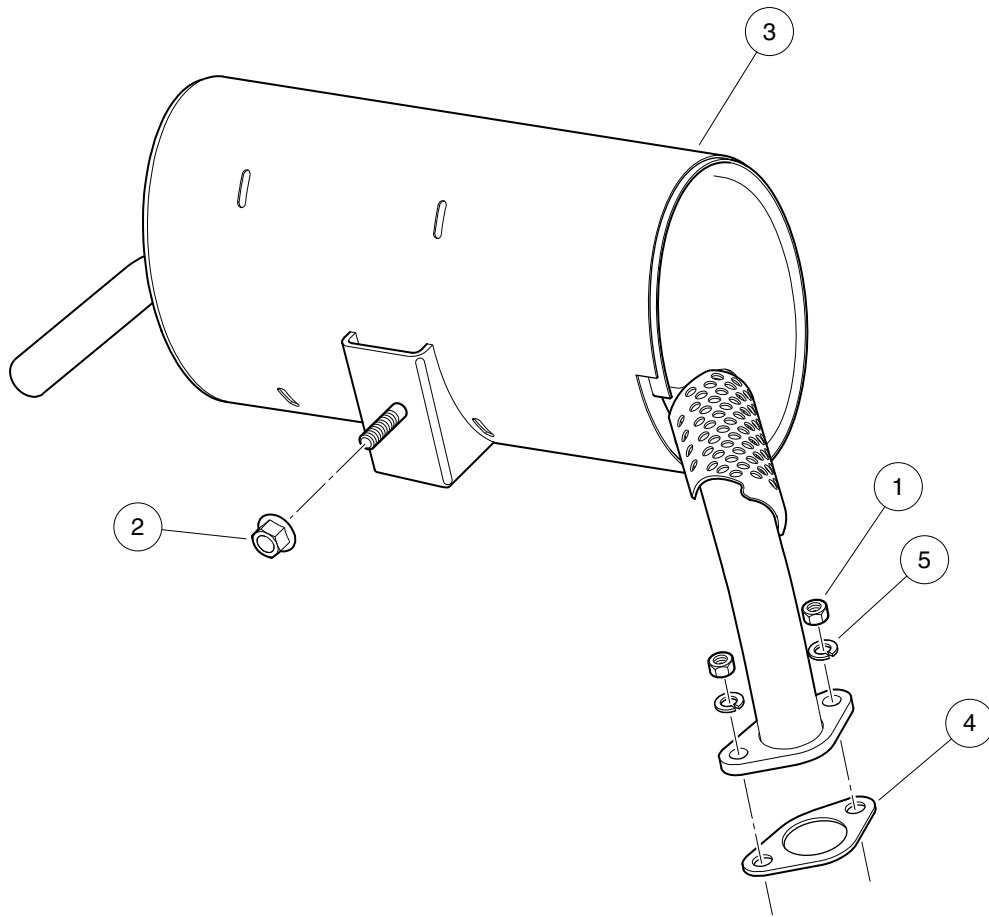
G

# EXHAUST SYSTEM, GOLF – SUBARU EX40

---

10

G



000948-004



## EXHAUST SYSTEM, GOLF – SUBARU EX40

| ITEM | PART NO.    | DESCRIPTION  | QTY |
|------|-------------|--|-----|
|      |             | 1 2 3 4  |     |
| 1    | 1012528     | Nut, M8-1.25 Hex .....                               | 2   |
| 2    | 102617201   | Nut, Flanged, M10 X 1.5, Mechanically Deformed ..... | 1   |
| 3    | 105076201   | Exhaust System, EX40 .....                           | 1   |
| 4    | 47539957001 | Gasket, Exhaust, Ex40, Graphite .....                | 1   |
| 5    | 7174        | Lockwasher, 5/16 Split .....                         | 2   |

**10**  
**G**

**10**

**G**

# DRIVE BELT AND CLUTCHES – SUBARU EX40

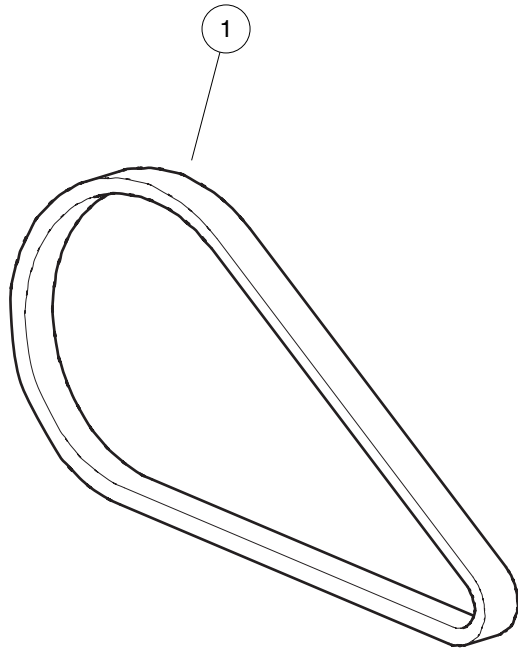
---

11

G

11

G



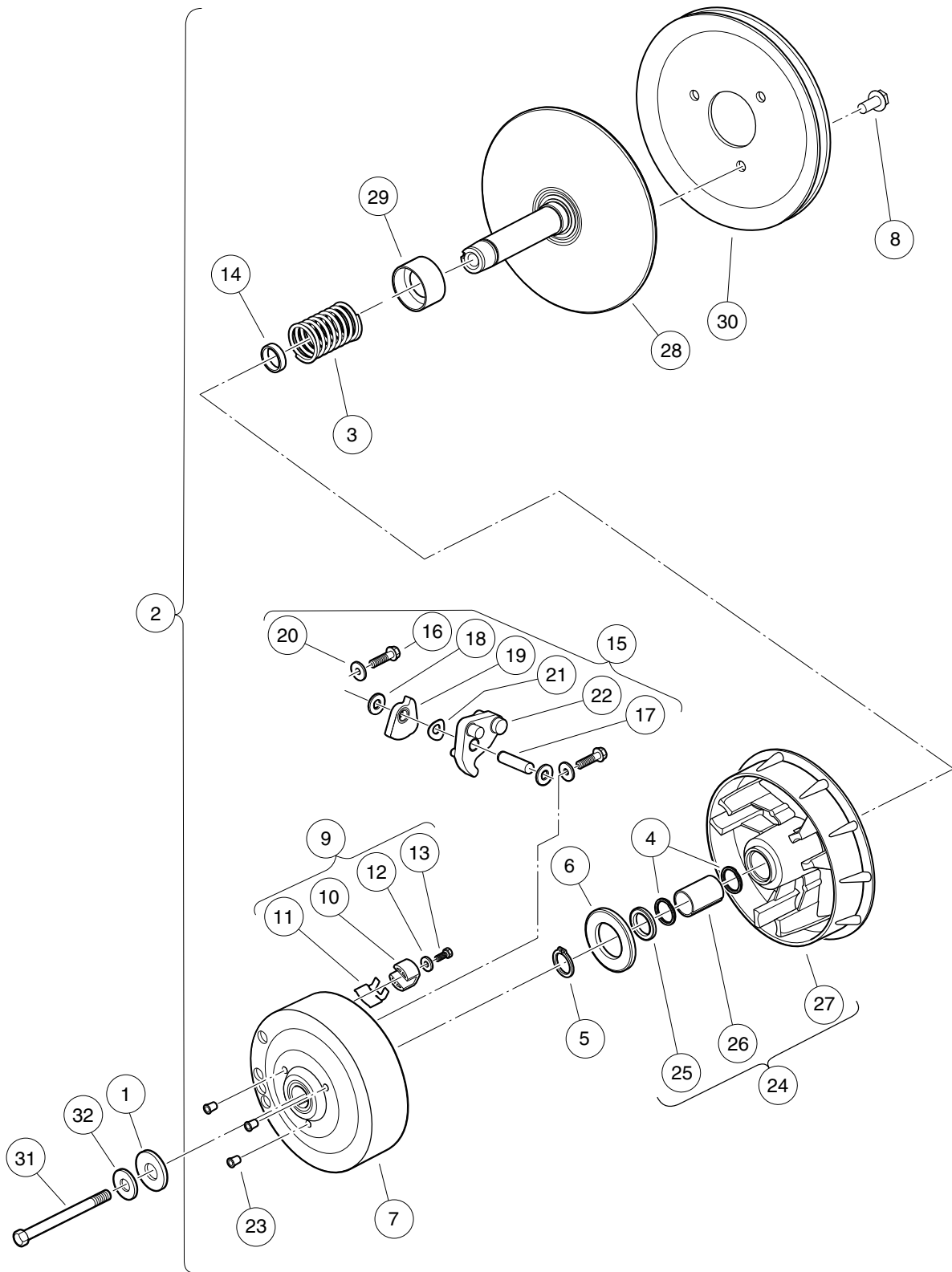
000918-001

## DRIVE BELT – PEDAL-START VEHICLES WITH EFI

| ITEM | PART NO.  | DESCRIPTION                               | QTY |
|------|-----------|---|-----|
| 1    | 105245801 | 1 2 3 4<br>Belt, Drive, Pedal-Start ..... | 1   |

11

G



000958-001

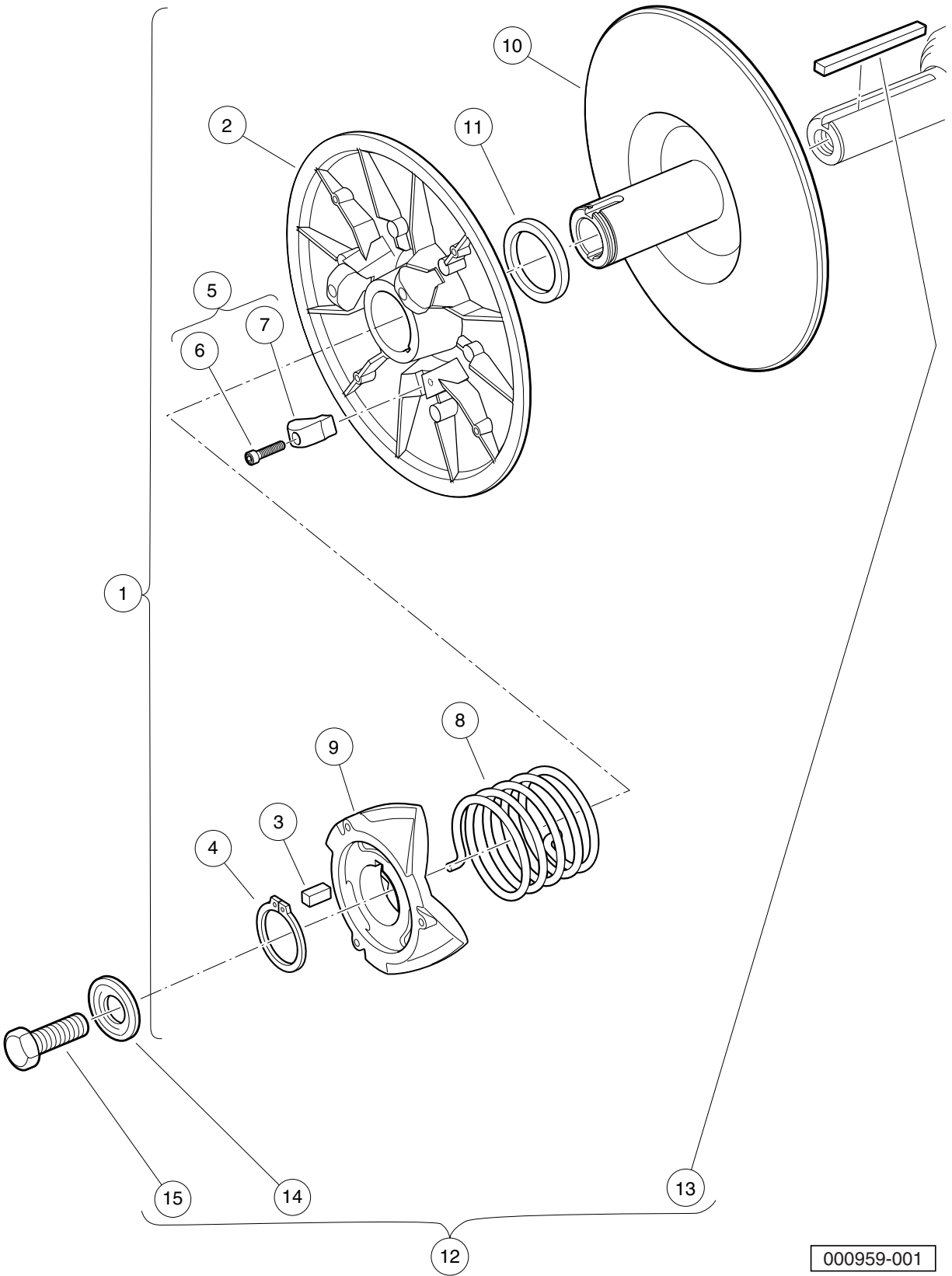
# DRIVE CLUTCH – PEDAL-START VEHICLES WITH EFI

| ITEM | PART NO.  | DESCRIPTION   | QTY |
|------|-----------|---|-----|
|      |           | 1 2 3 4   |     |
| 1    | 102491501 | Washer, Hard, M10 .....   | 1   |
| 2    | 103973901 | Clutch, Drive, Pedal-Start (includes items 3 through 30) .....        | 1   |
| 3    | 1014051   | Spring, Drive Clutch .....  | 1   |
| 4    | 1014056   | Ring, Spiral Backup .....   | 2   |
| 5    | 1014057   | Ring, 0.810" Internal Retaining .....                                 | 1   |
| 6    | 1014058   | Thrust Washer .....   | 1   |
| 7    | 1014059   | Drive Hub Assy, Drive Clutch .....                                    | 1   |
| 8    | 1014288   | Screw, 5/16-18 X 0.75, Thread-Forming .....                           | 3   |
| 9    | 1014453   | Kit, Drive Clutch Button (includes items 10 through 13) .....         | 1   |
| 10   | 1014062   | Driver, Drive Clutch .....  | 3   |
| 11   | 1014287   | Spring, Drive Button .....  | 3   |
| 12   | 183       | Washer, #10, Type A, Flat .....                                       | 3   |
| 13   | 8450      | Screw, #10-24 X 0.50, Hex-Head .....                                  | 3   |
| 14   | 1016289   | Spacer, Fixed Face Shaft .....  | 1   |
| 15   | 1016801   | Kit, Drive Clutch Weight (includes items 16 through 22) .....         | 1   |
| 16   | 1014063   | Screw, 1/4-20 X 1.00, Hex Head .....                                  | 6   |
| 17   | N/A       | Pin, Dowel, 0.3752 x 1.50 .....                                       | 3   |
| 18   | 1014065   | Washer, Flat, 0.38" ID, Delrin .....                                  | 6   |
| 19   | N/A       | Clutch Weight, Secondary .....  | 3   |
| 20   | N/A       | Washer .....  | 6   |
| 21   | 1016201   | Washer, Wave .....  | 3   |
| 22   | N/A       | Weight, Primary .....   | 3   |
| 23   | N/A       | Cap Plug .....  | 3   |
| 24   | 103974201 | Asm, Sheave, Moveable, Drive, Wr (includes items 25 through 27) ..... | 1   |
| 25   | 1014055   | Retainer .....  | 1   |
| 26   | N/A       | Bushing, Split, Drive Clutch .....                                    | 1   |
| 27   | N/A       | Sheave, Moveable, Drive, Wr .....                                     | 1   |
| 28   | 103974401 | Sheave, Fixed, Drive, Wr .....  | 1   |
| 29   | 103984601 | Spacer, Idler, Drive .....  | 1   |
| 30   | 105096101 | Pulley, 7.3 Inch Effective Dia .....                                  | 1   |
| 31   | 103976101 | Screw, 3/8-24x5.75, Patch .....                                       | 1   |
| 32   | 334       | Washer, 3/8, Type A, Flat .....                                       | 1   |

11

G

**11**  
**G**



000959-001



## DRIVEN CLUTCH – ALL GASOLINE VEHICLES WITH EFI

| ITEM | PART NO.  | DESCRIPTION  | QTY |
|------|-----------|--|-----|
|      |           | 1 2 3 4  |     |
| 1    | 103974002 | Clutch, Driven, Std-Speed, Key and Pedal Start (includes items 2 through 11) ..... | 1   |
| 2    | 1014072   | Movable-Face Assembly with Bushing .....   | 1   |
| 3    | 1014078   | Key, Driven Clutch .....   | 1   |
| 4    | 1014080   | Ring, Retaining .....  | 1   |
| 5    | 1014454   | Kit, Driven Clutch Button (includes items 6 and 7) .....                           | 1   |
| 6    | 1012836   | Screw, #8-32 X 3/4, Socket-Head Cap .....  | 3   |
| 7    | N/A       | Button, Drive .....  | 3   |
| 8    | 1017145   | Spring, Driven Clutch, 55 Degree .....   | 1   |
| 9    | 1017686   | Cam, Driven Clutch .....   | 1   |
| 10   | 103975301 | Sheave, Fixed, Driven, Wr .....  | 1   |
| 11   | 104025101 | Washer, Acetal, Driven Clutch .....  | 1   |
| 12   | AM10419   | Kit, Clutch Repair (includes items 13 through 15) .....                            | 1   |
| 13   | 101833401 | Key, 3/16 Sq X 1.50" .....   | 1   |
| 14   | 102155801 | Washer, Driven Clutch .....  | 1   |
| 15   | 102242101 | Screw, 5/16-18 X 3/4 Hex-Head with Patch .....                                     | 1   |

**11**  
**G**

11

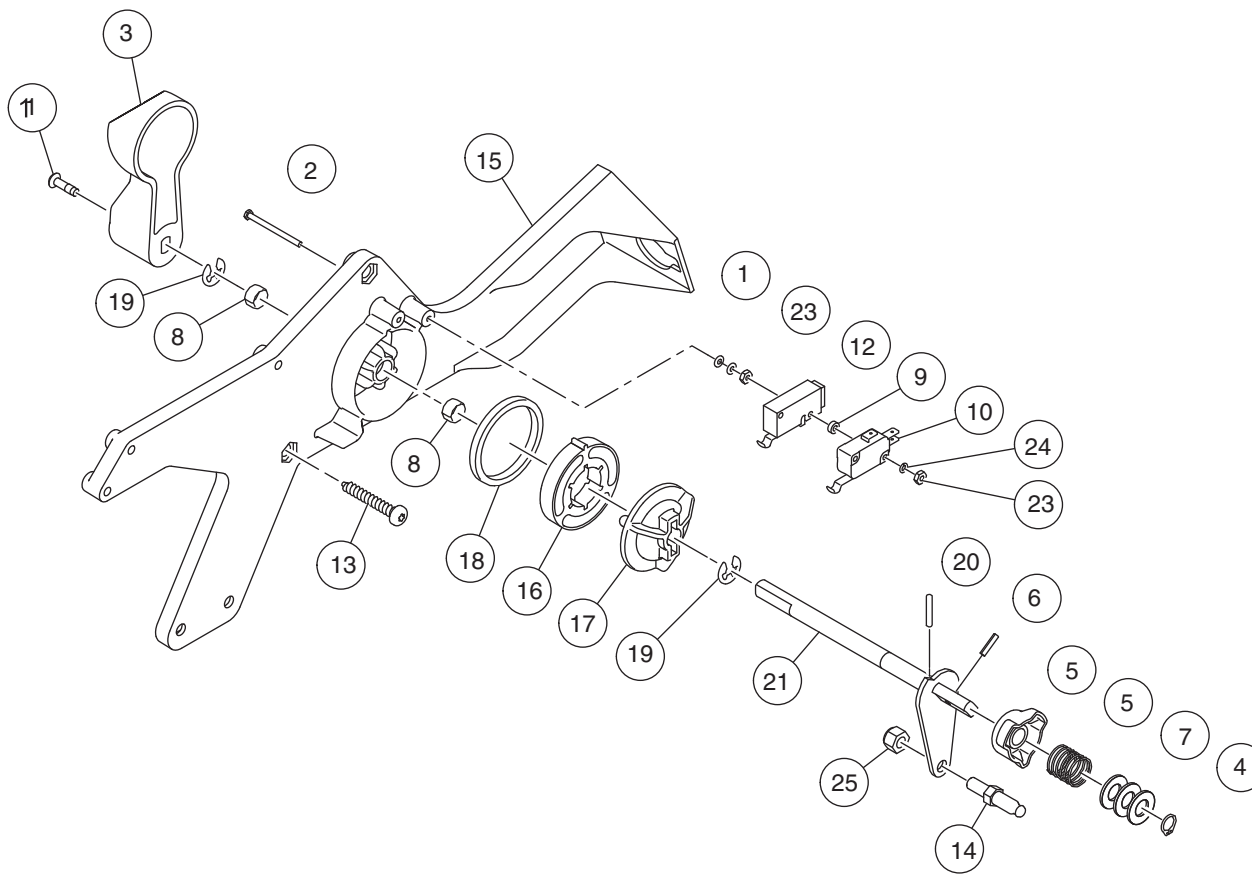
G

# TRANSAXLE, FUJI ED65 (FOR SUBARU EX40)

---

12

G



001063-001

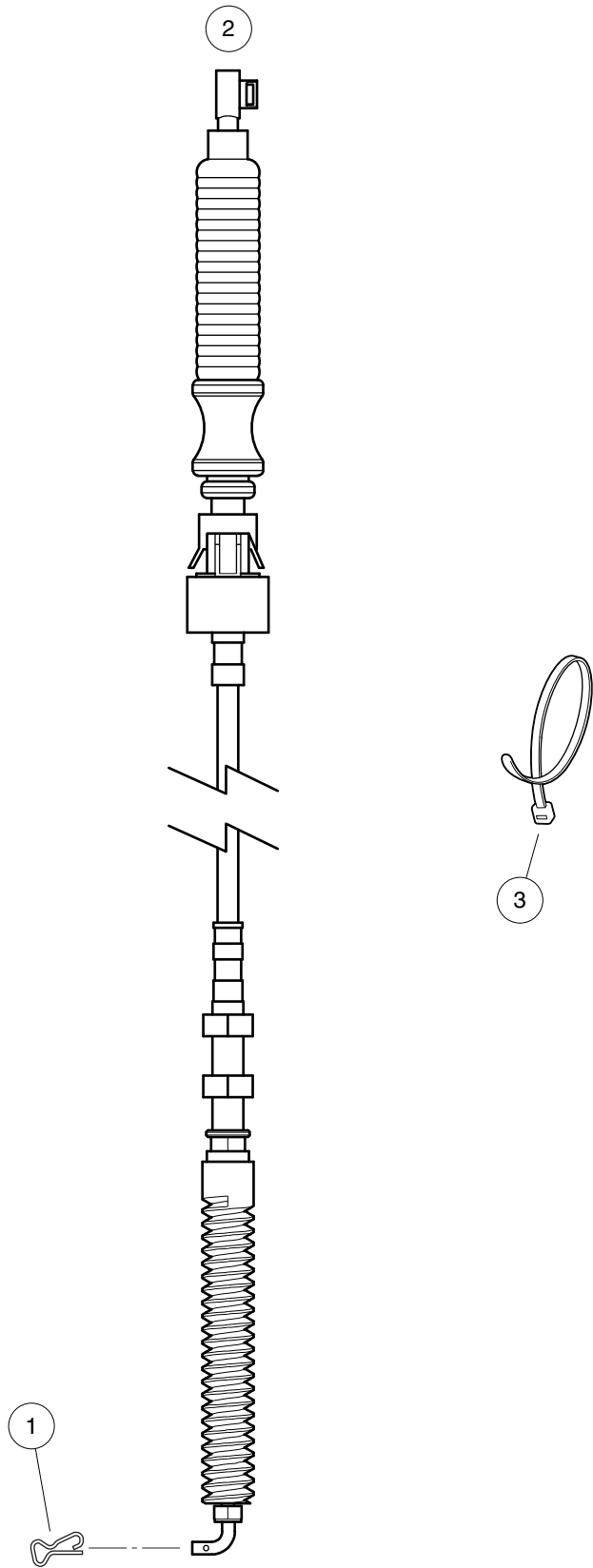
# FORWARD/REVERSE SHIFTER ASSEMBLY – EFI

| ITEM | PART NO.  | DESCRIPTION                            | QTY |
|------|-----------|--|-----|
|      |           | 1 2 3 4                                |     |
| 1    | 1012431   | Washer, #4 Flat .....                  | 4   |
| 2    | 1012594   | Screw, #4-40 Machine .....             | 2   |
| 3    | 1012987   | Handle, FNR .....                      | 1   |
| 4    | 1013589   | Ring, Retaining, 0.338" Internal ..... | 1   |
| 5    | 1013590   | Spring, FNR Cam .....                  | 1   |
| 6    | 1013591   | Pin, Roll, 1/8 X 1/2 .....             | 1   |
| 7    | 1014065   | Washer, Flat, 0.38" ID, Delrin .....   | 3   |
| 8    | 1014145   | Bushing, Secondary Weight, Split ..... | 2   |
| 9    | 1014727   | Washer, Flat, #4, Nylon .....          | 2   |
| 10   | 1014807   | Switch, Limit .....                    | 1   |
| 11   | 1015064   | Screw, #8-32 X 0.63 Machine .....      | 1   |
| 12   | 101979101 | Switch, Limit, Assembly, Sealed .....  | 1   |
| 13   | 102296040 | Screw, Torx Pan Hd Pt, M6 X 40 .....   | 3   |
| 14   | 102526201 | Stud, Thread, 1/4-28 .....             | 1   |
| 15   | 105037501 | Housing, Gas FNR Body Shift .....      | 1   |
| 16   | 105037601 | Cam, FNR Detent, 45 Degree .....       | 1   |
| 17   | 105037701 | Follower, FNR Detent .....             | 1   |
| 18   | 105038501 | Spring, Wave, Gas FNR Shifter .....    | 1   |
| 19   | 105039801 | E-Clip, External, 8mm Groove .....     | 2   |
| 20   | 105040401 | Pin, Round, 0.125 Dia x 0.625 .....    | 1   |
| 21   | 105041101 | Weldment, Shaft, Fnr .....             | 1   |
| 22   | 105074101 | Cam, Neutral Lockout .....             | 1   |
| 23   | 8057      | Nut, #4-40 Hex Machine .....           | 4   |
| 24   | 8058      | Lockwasher, #4 Split .....             | 2   |
| 25   | 8717      | Locknut, Nylon Insert, 1/4-28 .....    | 1   |

**12**

**G**

12  
G

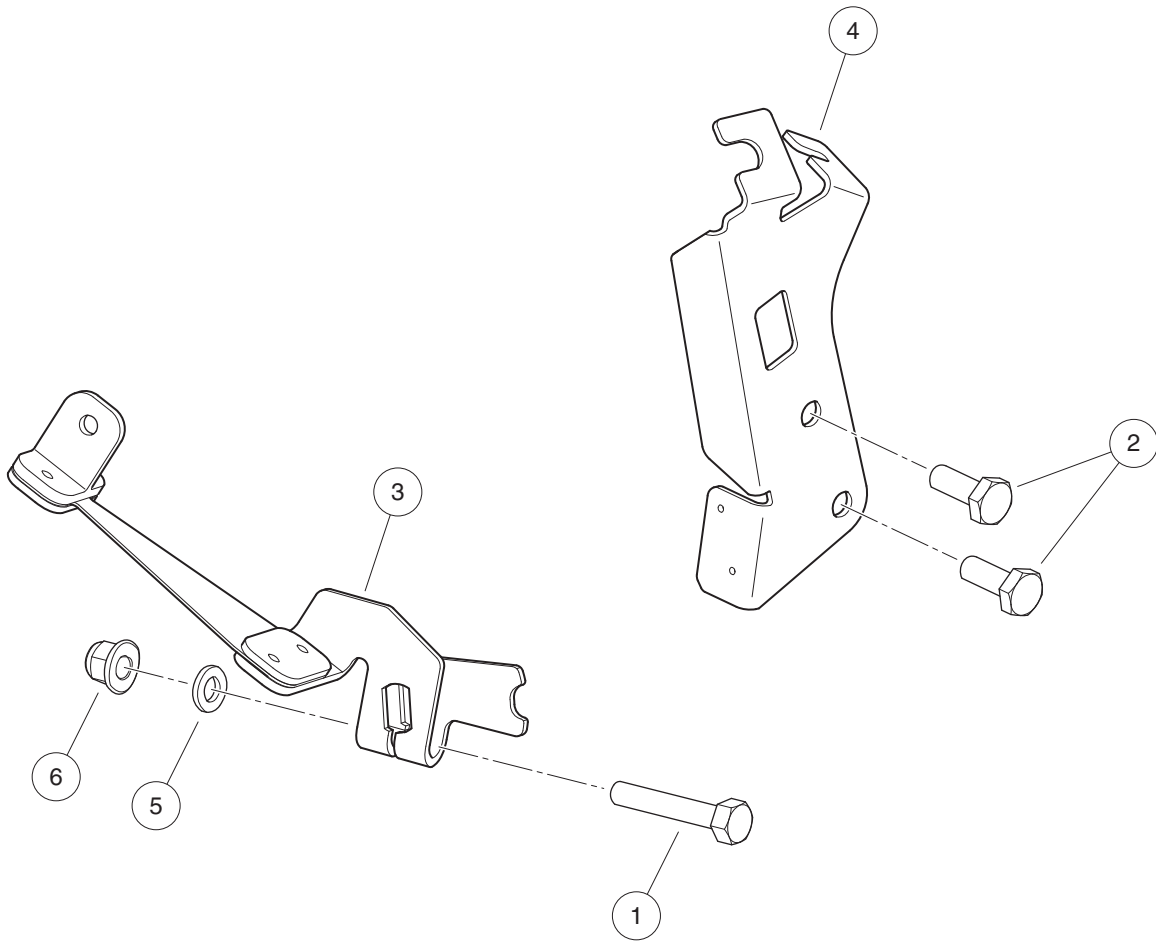


000988-001

# SHIFTER CABLE

| ITEM | PART NO.  | DESCRIPTION                   | QTY |
|------|-----------|-------------------------------|-----|
| 1    | 103886601 | 1 2 3 4<br>Clip, Bowtie ..... | 1   |
| 2    | 105038801 | Cable, Shifter .....          | 1   |
| 3    | 8990      | Tie Wrap, 8" Nylon .....      | A/R |

**12**  
**G**



000965-003



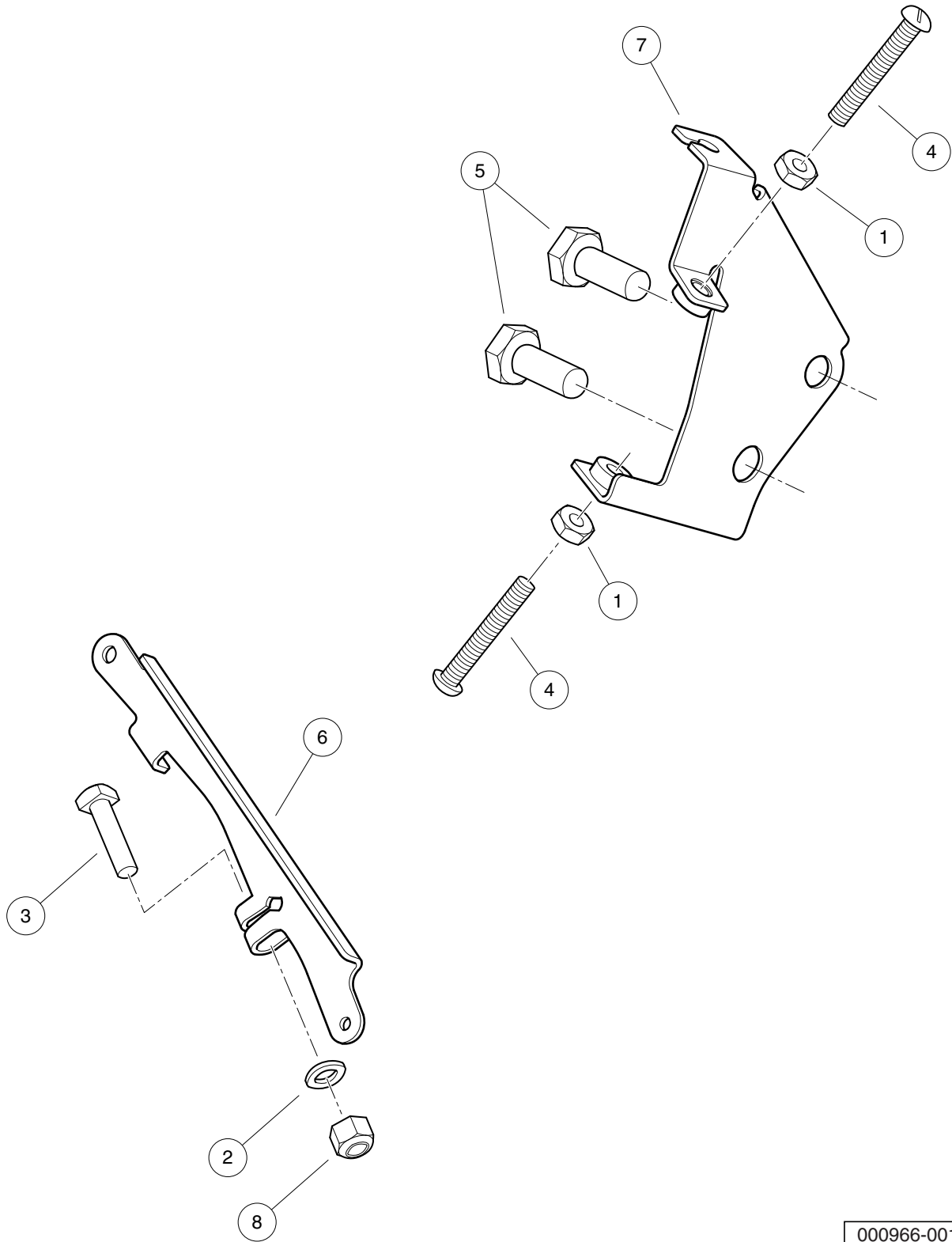
## SHIFT LEVER AND BRACKET – PEDAL-START ENGINES

| ITEM | PART NO.  | DESCRIPTION                                      | QTY |
|------|-----------|--|-----|
|      |           | 1 2 3 4  |     |
| 1    | 101862001 | Screw, 1/4-20 X 1.500 Flange .....               | 1   |
| 2    | 102498201 | Bolt, M10 X 1.25 X 25, Loctite .....             | 2   |
| 3    | 105040901 | Lever, Shift, Flex, Transaxle, Pedal-Start ..... | 1   |
| 4    | 105135101 | Bracket, Cable, FNR/Accelerator, ED65 .....      | 1   |
| 5    | 332       | Washer, 1/4 Type A Narrow Flat .....             | 1   |
| 6    | 8233      | Locknut, 1/4-20, Nylon Insert .....              | 1   |

12

G

**12**  
**G**



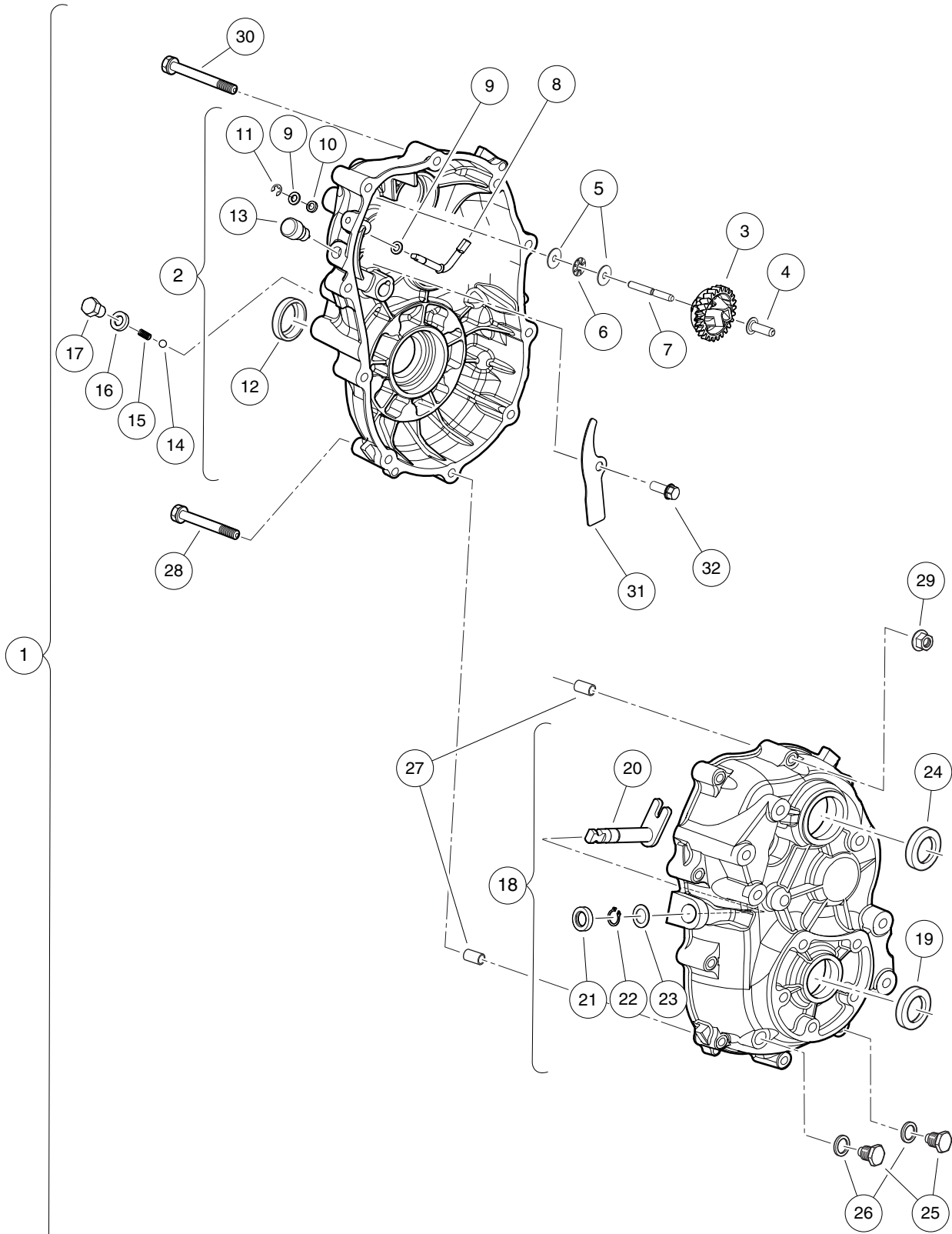
000966-001

# GOVERNOR ARM AND BRACKETS

| ITEM | PART NO.  | DESCRIPTION                             | QTY |
|------|-----------|---|-----|
|      |           | <b>1 2 3 4</b>                          |     |
| 1    | 1011114   | Nut, M6-1.00 Hex .....                  | 2   |
| 2    | 1014007   | Washer, 1/4, Flat .....                 | 1   |
| 3    | 101886101 | Screw, 1/4-20 X 1.00, Square-Head ..... | 1   |
| 4    | 102476401 | Bolt, Stop, Pedal .....                 | 2   |
| 5    | 102498201 | Bolt, M10 X 1.25 X 25, Loctite .....    | 2   |
| 6    | 104023501 | Arm, Governor, ED65 .....               | 1   |
| 7    | 105144401 | Weldment, Governor Bracket .....        | 1   |
| 8    | 8233      | Locknut, 1/4-20, Nylon Insert .....     | 1   |

**12**

**G**



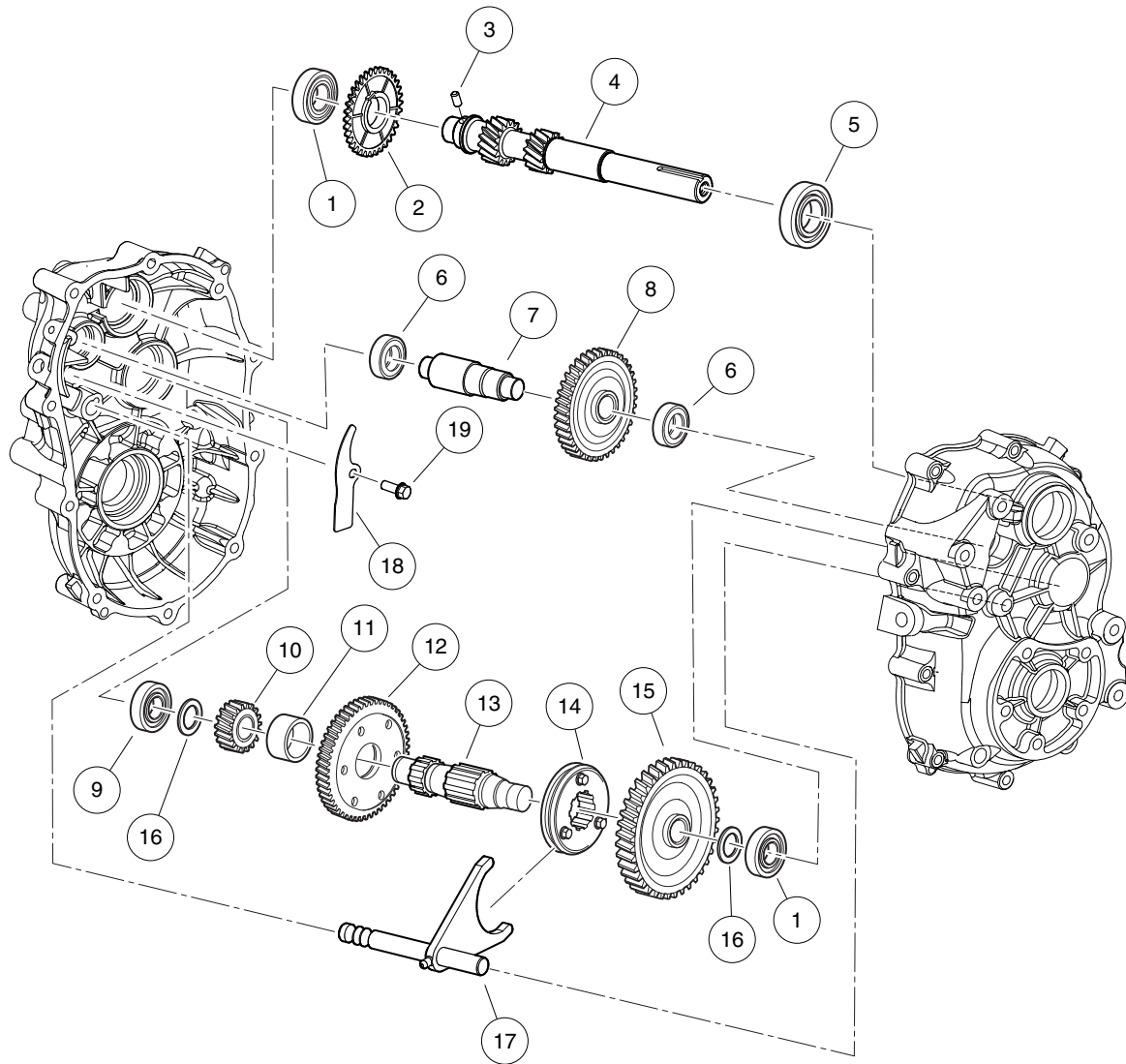
000919-001

# TRANSAXLE (ED65), OPEN – PAGE 1 OF 3

| ITEM  | PART NO.  | DESCRIPTION   | QTY |
|---|-----------|---|-----|
|   |           | 1 2 3 4   |     |
| 1   | 103879701 | Transaxle, ED65, Open Differential (includes items 2 through 32) .....      | 1   |
| 2   | 105025001 | Case, Transaxle, Left, Complete, ED65 (includes items 3 through 13) .....   | 1   |
| 3   | 105025101 | Gear, Governor, Complete, ED65 .....  | 1   |
| 4   | 105025201 | Sleeve, Governor, ED65 .....  | 1   |
| 5   | 105025301 | Washer, ED65 .....  | 2   |
| 6   | 105025401 | Bearing, Thrust, ED65 .....   | 1   |
| 7   | 105025501 | Shaft, Governor Gear, ED65 .....  | 1   |
| 8   | 105025601 | Shaft, Governor, ED65 .....   | 1   |
| 9   | 105025701 | Washer, 6mm, ED65 .....   | 2   |
| 10  | 105025801 | Seal, Oil, 6x10x2.5, ED65 .....   | 1   |
| 11  | 105025901 | Retaining Ring, E5, ED65 .....  | 1   |
| 12  | 105026001 | Seal, Oil, 24x40x9, ED65 .....  | 1   |
| 13  | 105027101 | Vent, Breather, ED65 .....  | 1   |
| 14  | 105026101 | Ball, Steel, ED65 .....   | 1   |
| 15  | 105026201 | Spring, ED65 .....  | 1   |
| 16  | 105026301 | Gasket, 10, ED65 .....  | 1   |
| 17  | 105026401 | Bolt, M10-1.25x12mm Lg, ED65 .....  | 1   |
| 18  | 105026501 | Case, Transaxle, Right, Complete, ED65 (includes items 19 through 24) ..... | 1   |
| 19  | 105026001 | Seal, Oil, 24x40x9, ED65 .....  | 1   |
| 20  | 105026601 | Shaft, Select, ED65 .....   | 1   |
| 21  | 105026701 | Seal, Oil, 13x22x5, ED65 .....  | 1   |
| 22  | 105026801 | Snap Ring, 13mm, ED65 .....   | 1   |
| 23  | 105026901 | Spacer, 13x1, ED65 .....  | 1   |
| 24  | 105027001 | Seal, Oil, 25x45x7, ED65 .....  | 1   |
| 25  | 105027201 | Plug, Oil Drain, ED65 .....   | 2   |
| 26  | 105027301 | Gasket, 14, ED65 .....  | 2   |
| 27  | 105028301 | Pin, Guide, ED65 .....  | 2   |
| 28  | 105028501 | Bolt, Flange, M8-1.25x65mm, ED65 .....                                      | 1   |
| 29  | 105030001 | Nut, Flange, M8-1.25, ED65 .....  | 10  |
| 30  | 105030701 | Bolt, Flanged, M8-1.25x80mm, ED65 .....                                     | 9   |
| 31  | 105234801 | Plate, Ed65 Splash .....  | 1   |
| 32  | 105234901 | Bolt, M6-1 X 12mm Lg, Ed65 .....  | 1   |
| <p>Note: Fuji transaxle component listings span three pages. To identify your transaxle, locate the serial number decal on the axle tube.</p> |           |   |     |

12

G



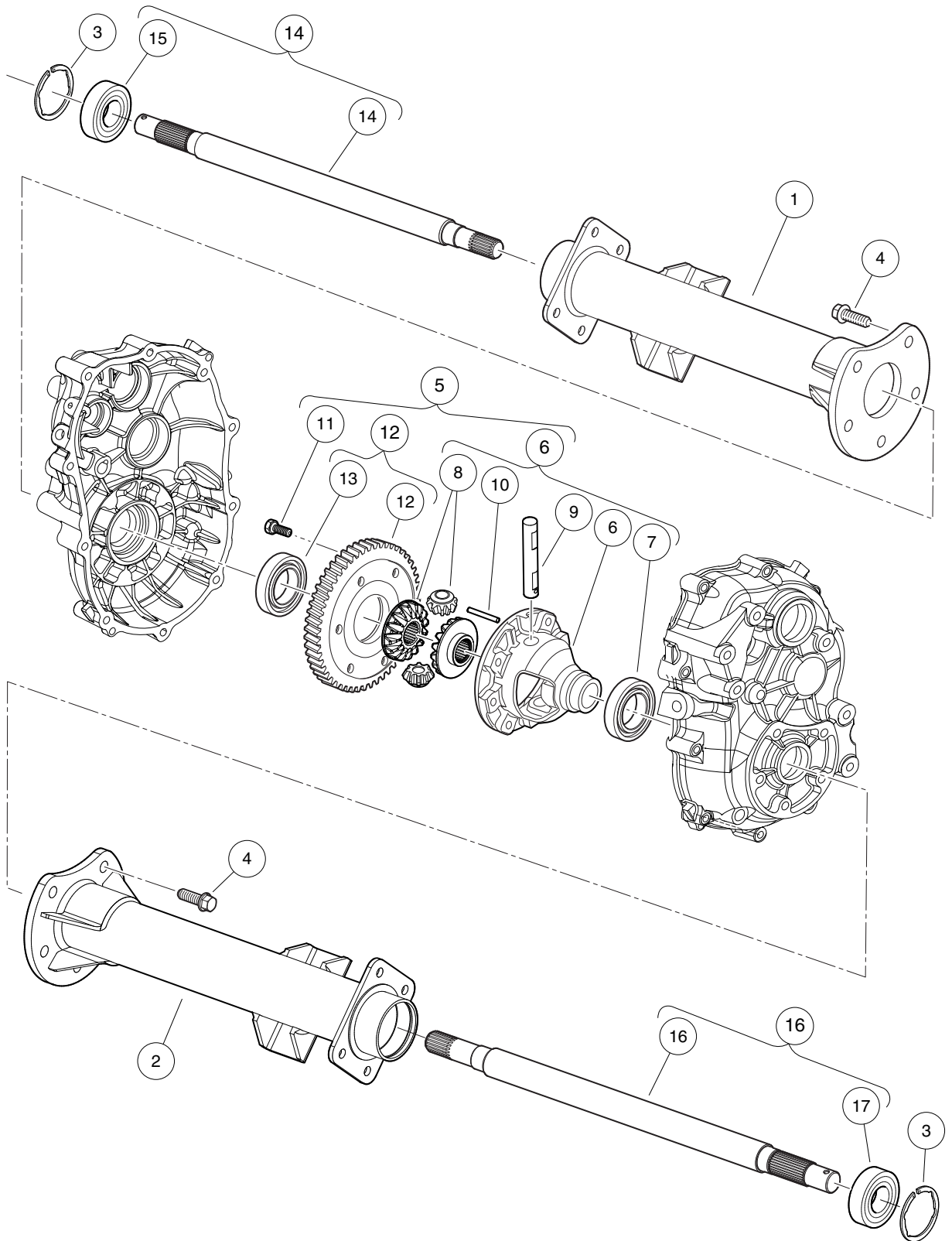
000919-007

# TRANSAXLE (ED65), LIMITED SLIP AND OPEN – PAGE 2 OF 3

| ITEM | PART NO.  | DESCRIPTION   | QTY |
|------|-----------|---|-----|
|      |           | 1 2 3 4   |     |
| 1    | 105027401 | Bearing, Ball (6204) .....  | 2   |
| 2    | 105027501 | Gear, Governor, 34 Tooth, ED65 .....  | 1   |
| 3    | 105027601 | Pin, 6x12 Long, ED65 .....  | 1   |
| 4    | 105027701 | Shaft, Input, ED65 .....  | 1   |
| 5    | 105027801 | Bearing, Ball (6205 seal) .....   | 1   |
| 6    | 105027901 | Bearing, Ball (6202) .....  | 2   |
| 7    | 105028001 | Shaft, Counter, ED65 .....  | 1   |
| 8    | 105028201 | Gear, 34 Tooth, ED65 .....  | 1   |
| 9    | 105028401 | Bearing, Ball (6304) .....  | 1   |
| 10   | 105028601 | Gear, 17 Tooth, ED65 .....  | 1   |
| 11   | 105028701 | Collar, 24 x 12, ED65 .....   | 1   |
| 12   | 105028801 | Gear, 52 Tooth, ED65 .....  | 1   |
| 13   | 105028901 | Shaft, Center, ED65 .....   | 1   |
| 14   | 105029001 | Clutch, Pin, ED65 .....   | 1   |
| 15   | 105029101 | Gear, 62 Tooth, ED65 .....  | 1   |
| 16   | 105029201 | Spacer, 20x2, ED65 .....  | 2   |
| 17   | 105030901 | Shaft, Shift, ED65 .....  | 1   |
| 18   | 105234801 | Plate, Ed65 Splash .....  | 1   |
| 19   | 105234901 | Bolt, M6-1 X 12mm Lg, Ed65 .....  | 1   |
|      |           | <p>Note: To identify your transaxle, locate the serial number decal on the axle tube.</p> |     |

12

G



000919-004

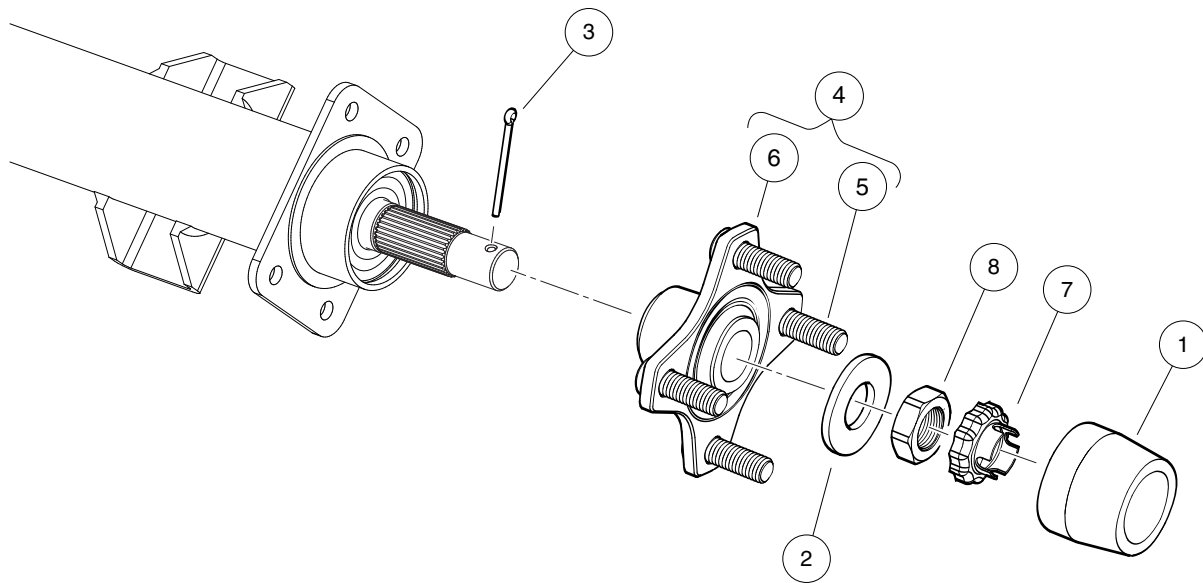


## TRANSAXLE (ED65), OPEN – PAGE 3 OF 3

| ITEM | PART NO.  | DESCRIPTION  | QTY |
|------|-----------|--|-----|
|      |           | 1 2 3 4  |     |
| 1    | 105030401 | Axle Tube, Driver-Side, ED65 .....   | 1   |
| 2    | 105030501 | Axle Tube, Passenger-Side, ED65 .....  | 1   |
| 3    | 105030601 | Snap Ring, 52mm, ED65 .....  | 2   |
| 4    | 105030801 | Bolt, Flange, M10-1.25x25, ED65 .....  | 10  |
| 5    | 105031001 | Differential, Open, ED65 (includes items 6 through 12) .....                       | 1   |
| 6    | 105029301 | Case, Differential, Complete, ED65 (includes items 7 through 10) .....             | 1   |
| 7    | 105028101 | Bearing, Ball (6006) .....   | 1   |
| 8    | 105029401 | Gear Set, Differential, ED65 .....   | 1   |
| 9    | 105029601 | Shaft, Differential, ED65 .....  | 1   |
| 10   | 105029701 | Pin, 4x40 Long, ED65 .....   | 1   |
| 11   | 105029501 | Bolt, M10-1.25x26mm Lg, ED65 .....   | 6   |
| 12   | 105029901 | Gear, 60 Tooth, Complete, ED65 (includes item 13) .....                            | 1   |
| 13   | 105029801 | Bearing, Ball (6007) .....   | 1   |
| 14   | 105066001 | Axle Shaft, Driver-Side, Complete, ED65 (includes item 15) .....                   | 1   |
| 15   | 105030301 | Bearing, Ball (6205DD) .....   | 1   |
| 16   | 105066101 | Axle Shaft, Passenger-Side, Complete, ED65 (includes item 17) .....                | 1   |
| 17   | 105030301 | Bearing, Ball (6205DD) .....   | 1   |
|      |           | Note: To identify your transaxle, locate the serial number decal on the axle tube. |     |

**12**

**G**



000919-006

# HUB, REAR

| ITEM | PART NO.  | DESCRIPTION                                       | QTY |
|------|-----------|---|-----|
|      |           | <b>1 2 3 4</b>                                    |     |
| 1    | 102274101 | Center Cap, Rubber .....                          | 2   |
| 2    | 102617801 | Washer, Hard, M22 .....                           | 2   |
| 3    | 103989501 | Pin, Cotter, 9/64 X 1.75" .....                   | 2   |
| 4    | 103995001 | Asm, Hub, Machined (includes items 5 and 6) ..... | 2   |
| 5    | 103951501 | Lug Stud, 1/2-20 UNF, SAE J1102 .....             | 4   |
| 6    | 103979301 | Hub, Machined .....                               | 1   |
| 7    | 104021701 | Retaining Ring, Hex Nut, M22 .....                | 2   |
| 8    | 104027101 | Nut, Hex, M22x1.5, Thin .....                     | 2   |

**12**  
**G**

12

G

# ELECTRICAL SYSTEM – EXCEL WITH HIGH FREQUENCY CHARGERS

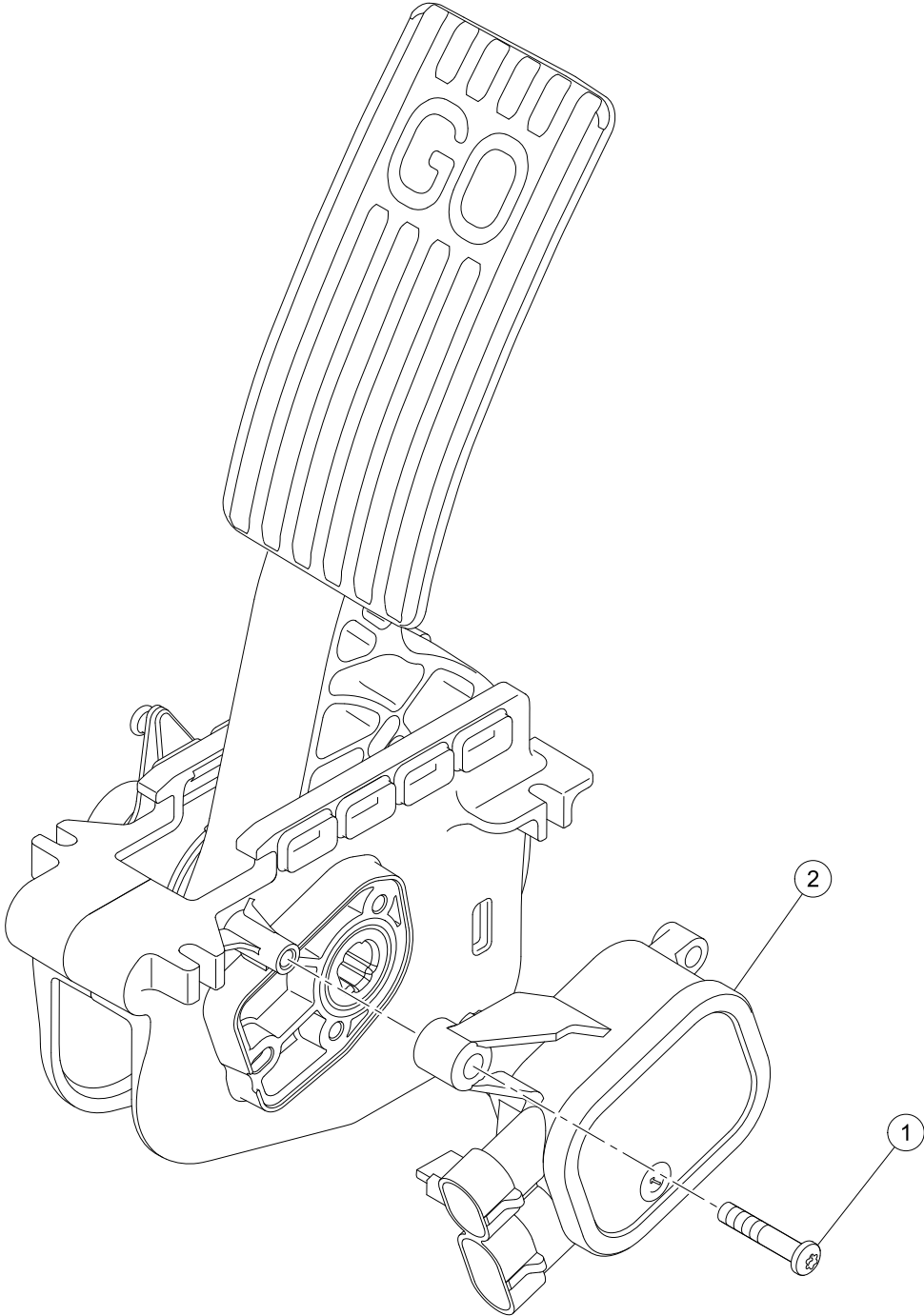
---

13

E

13

E



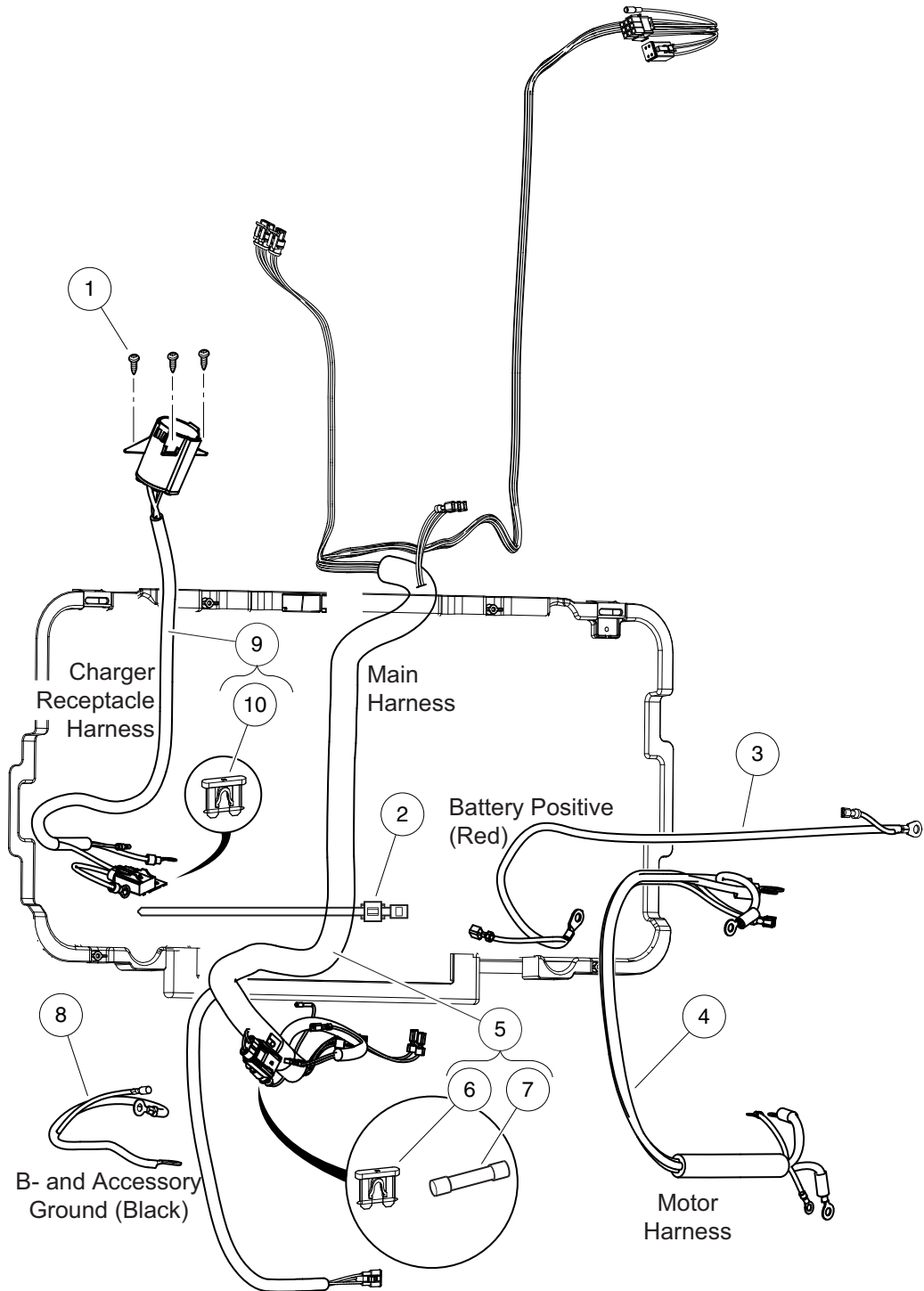
G-131199-000003

# MOTOR CONTROLLER OUTPUT REGULATOR (MCOR)

| ITEM | PART NO.  | DESCRIPTION                                   | QTY |
|------|-----------|---|-----|
| 1    | 103943401 | 1 2 3 4<br>Screw, Pan, #10 X 1.00 Hi-lo ..... | 1   |
| 2    | 105116301 | MCOR4, Type 16 Switch .....                   | 1   |

13

E



000647-002



# WIRING AND FUSES

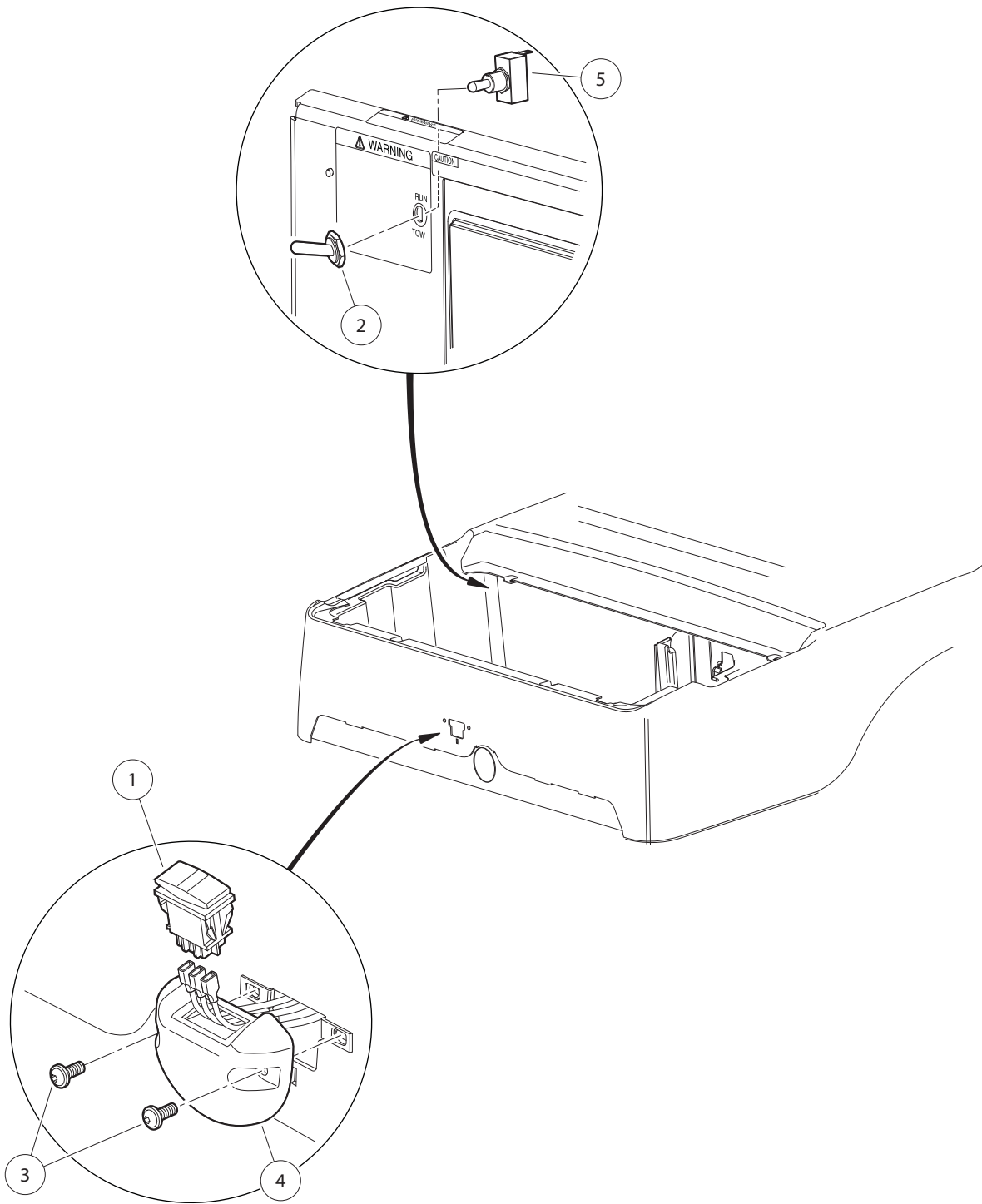
| ITEM                             | PART NO.  | DESCRIPTION   | QTY |
|----------------------------------|-----------|---|-----|
|                                  |           | 1 2 3 4   |     |
| 1                                | 101832001 | Screw, #7-19 X 0.625 Phillips Pan-Head Tap .....                                | 3   |
| 2                                | 102554901 | Clip, Edge, with Wire Tie .....   | 1   |
| 3                                | 103375402 | Asm, Wire, Battery Positive, B+, Short, 6 Awg .....                             | 1   |
| 4                                | 103375702 | Asm, Harness, Motor 1/4 .....   | 1   |
| 5                                | 104023201 | Harness, Main, Excel w/Hi-Freq, Mcor3 (includes items 6 and 7) .....            | 1   |
| 6                                | 102538601 | 15 Amp Fuse .....   | 1   |
| 7                                | 103924801 | Fuse, Glass, 2-Amp .....  | 1   |
| 8                                | 104024001 | Asm, Wire, Battery Negative, B-, w/ Accy Ground, 6 Awg .....                    | 1   |
| 9                                | 105137401 | Harness, Wire, Charger Receptacle (for Yellow DC Cord) (includes item 10) ..... | 1   |
| 10                               | 102492301 | Fuse, 30-Amp .....  | 1   |
| 11                               | 8639      | Tie Wrap, 11" Nylon .....   | A/R |
| 12                               | 8990      | Tie Wrap, 8" Nylon .....  | A/R |
| Note: Items 11 and 12 not shown. |           |   |     |

13

E

13

E



000462-004

# FORWARD/REVERSE SWITCH AND TOW/RUN SWITCH

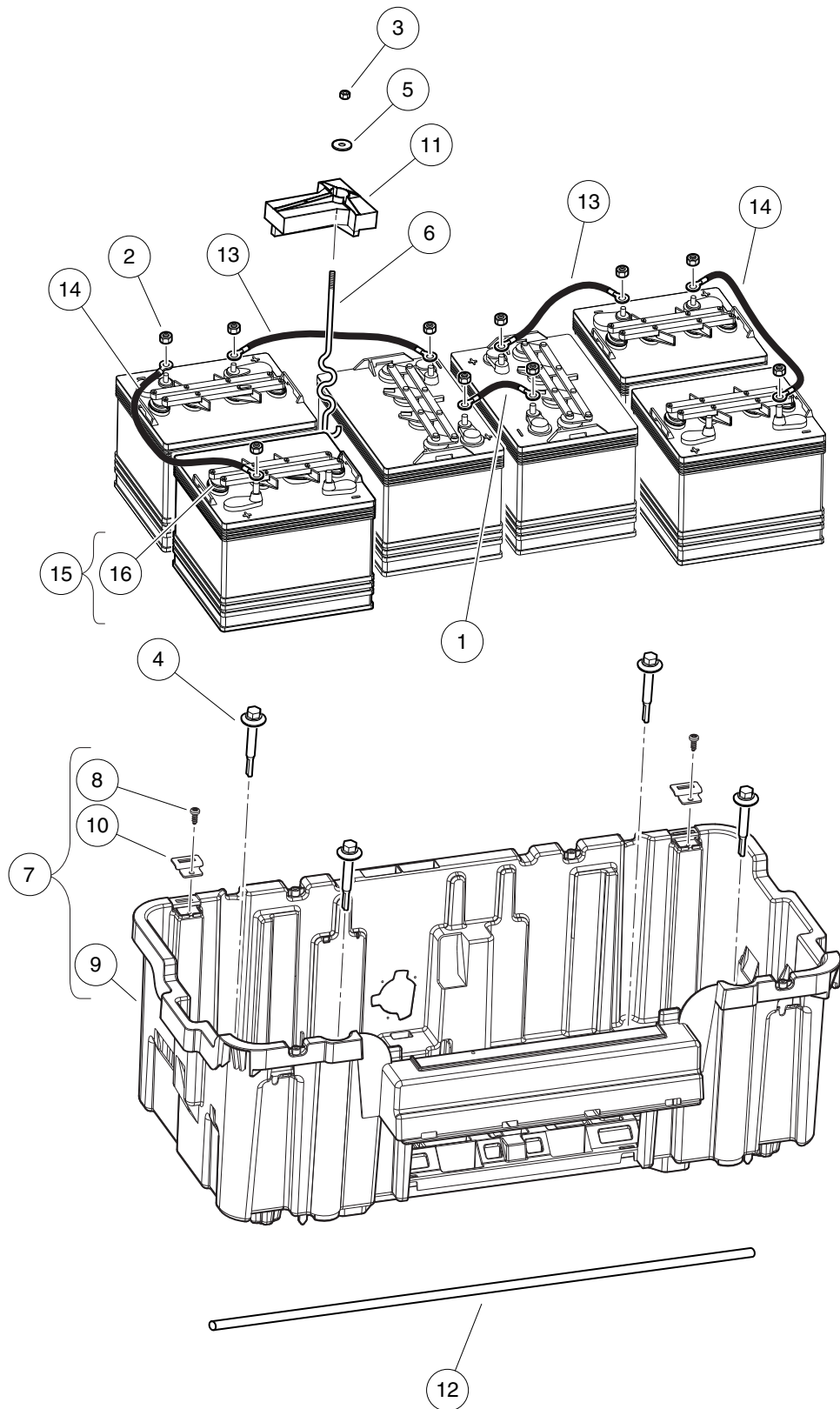
| ITEM | PART NO.  | DESCRIPTION                             | QTY |
|------|-----------|---|-----|
|      |           | <b>1 2 3 4</b>                          |     |
| 1    | 101856001 | Switch, Rocker, Double-Pole .....       | 1   |
| 2    | 101908401 | Boot, Switch .....                      | 1   |
| 3    | 102296920 | Screw, M6, Torx Button Head, Sems ..... | 2   |
| 4    | 102508401 | Housing, FNR Electric .....             | 1   |
| 5    | 102511101 | Switch, Tow/Run .....                   | 1   |

**13**

**E**

13

E



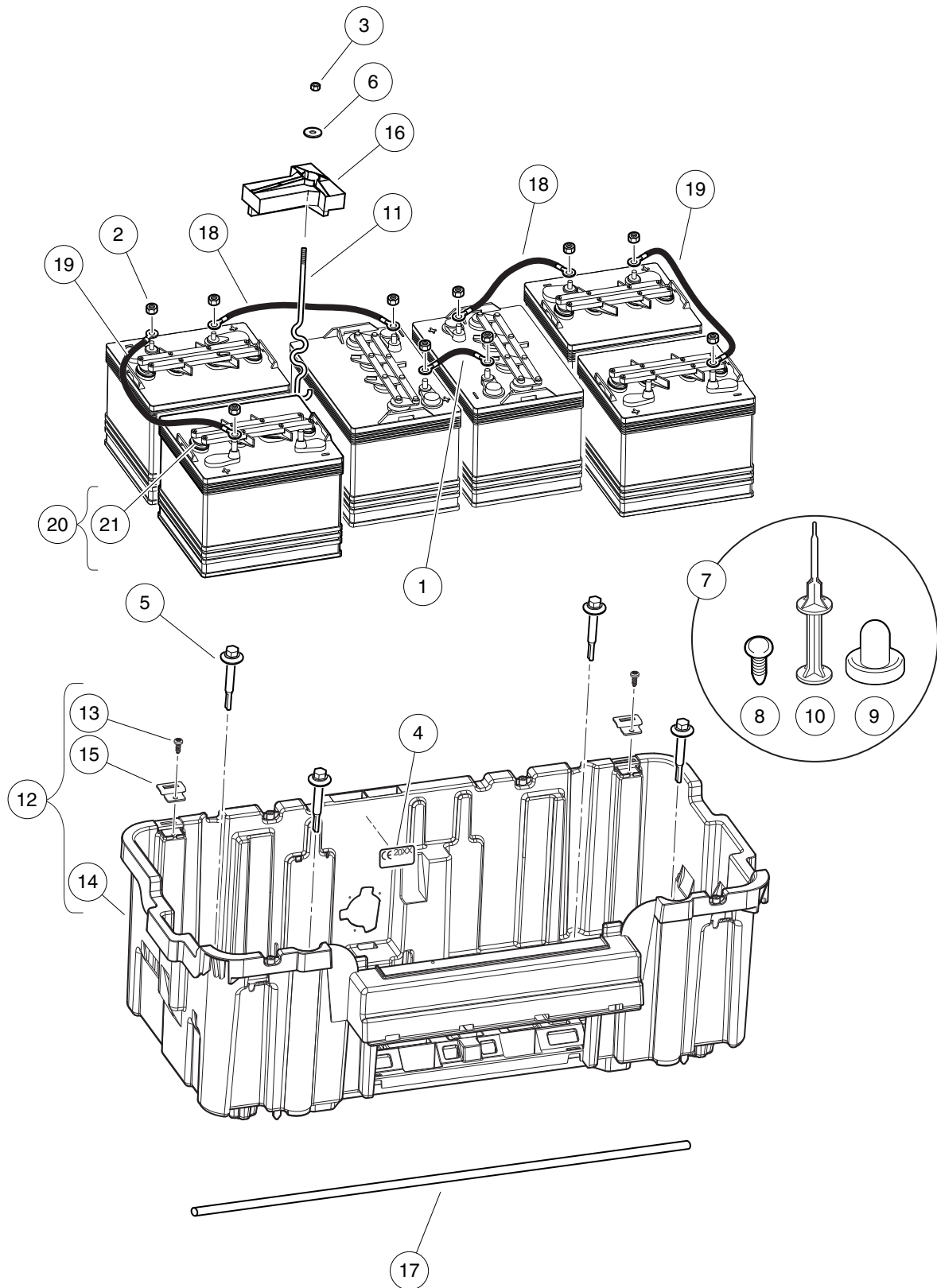
000682-001

## BATTERIES AND BATTERY BUCKET, PD+ 8-VOLT

| ITEM | PART NO.  | DESCRIPTION   | QTY |
|------|-----------|---|-----|
|      |           | 1 2 3 4   |     |
| 1    | 1010958   | Asm, Wire, #6blk 8in .....                                  | 1   |
| 2    | 1014304   | Nut, 5/16-18 Stainless-Steel Hex .....                      | 12  |
| 3    | 1014555   | Locknut, 7/16-14 Nylon Hex .....                            | 2   |
| 4    | 102292356 | Screw-1/4-20x56 Hwh Self Drill .....                        | 4   |
| 5    | 102491501 | Washer, Hard, M10 .....                                     | 2   |
| 6    | 103357701 | Bolt, Battery, "s" Hold-down .....                          | 2   |
| 7    | 103368401 | Asm, Bucket, Batt, Elec (includes items 8 through 10) ..... | 1   |
| 8    | 102298020 | Screw, K80x20, Torx Pn Hd Pt .....                          | 2   |
| 9    | 103350801 | Bucket, Batt, Elec .....                                    | 1   |
| 10   | 103368301 | Hinge - Nested .....  | 2   |
| 11   | 103374801 | Hold Down, Battery .....                                    | 2   |
| 12   | 103375301 | Tube, Cross, Battery Rod .....                              | 1   |
| 13   | 103647402 | Wire Asm #6 Blk, 12" .....                                  | 2   |
| 14   | 103647403 | Wire Asm #6 Blk, 17" .....                                  | 2   |
| 15   | 105138301 | Battery, 8-Volt, JCI GC8 Type E (includes item 16) .....    | 6   |
| 16   | 103765601 | Cap, Spin, 8-Volt Battery .....                             | 1   |

13

E



000682-002

## BATTERIES AND BATTERY BUCKET, PD+ 8-VOLT, CE

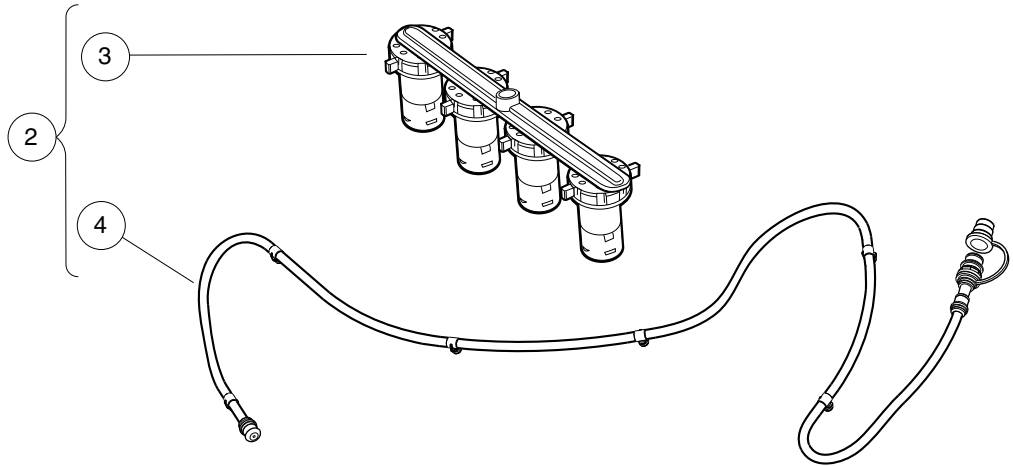
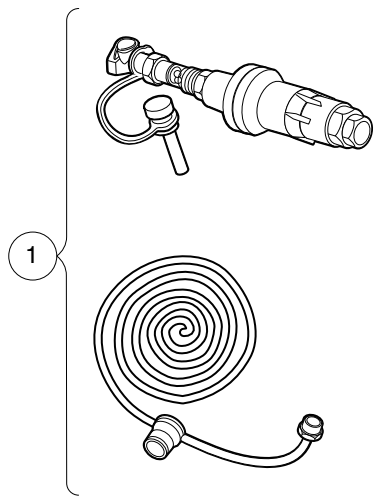
| ITEM | PART NO.  | DESCRIPTION   | QTY |
|------|-----------|---|-----|
|      |           | 1 2 3 4   |     |
| 1    | 1010958   | Asm, Wire, #6blk 8in .....  | 1   |
| 2    | 1014304   | Nut, 5/16-18 Stainless-Steel Hex .....  | 12  |
| 3    | 1014555   | Locknut, 7/16-14 Nylon Hex .....  | 2   |
| 4    | 101865805 | Ce - Decal .....  | 1   |
| 5    | 102292356 | Screw-1/4-20x56 Hwh Self Drill .....  | 4   |
| 6    | 102491501 | Washer, Hard, M10 .....   | 2   |
| 7    | 102571202 | Kit Ce Plug - Bucket Elec (includes items 8 through 10) .....                           | 1   |
| 8    | 1010434   | Barrel - Plastic .....  | 2   |
| 9    | N/A       | Plug, 1/2", CE Bucket .....   | 6   |
| 10   | N/A       | Install Tool, CE Bucket Plug .....  | 1   |
| 11   | 103357701 | Bolt, Battery, "s" Hold-down .....  | 2   |
| 12   | 103368401 | Asm, Bucket, Batt, Elec (includes items 13 through 15) .....                            | 1   |
| 13   | 102298020 | Screw, K80x20, Torx Pn Hd Pt .....  | 2   |
| 14   | 103350801 | Bucket, Batt, Elec .....  | 1   |
| 15   | 103368301 | Hinge - Nested .....  | 2   |
| 16   | 103374801 | Hold Down, Battery .....  | 2   |
| 17   | 103375301 | Tube, Cross, Battery Rod .....  | 1   |
| 18   | 103647402 | Wire Asm #6 Blk, 12" .....  | 2   |
| 19   | 103647403 | Wire Asm #6 Blk, 17" .....  | 2   |
| 20   | 105138301 | Battery, 8-Volt, JCI GC8 Type E (includes item 21) .....                                | 6   |
| 21   | 103765601 | Cap, Spin, 8-Volt Battery .....   | 1   |
|      |           | Note: The CE-specific parts shown are required for vehicles sold in the European Union. |     |

13

E

13

E



000731-009



# SINGLE POINT WATERING SYSTEM, 8V

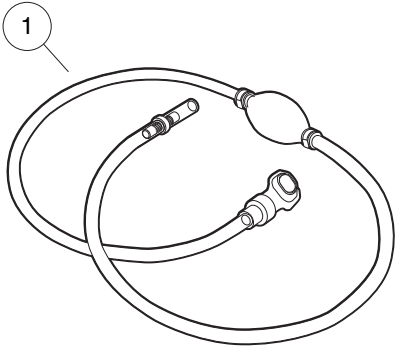
| ITEM | PART NO.  | DESCRIPTION   | QTY |
|------|-----------|---|-----|
|      |           | 1 2 3 4   |     |
| 1    | 102958001 | Kit Regulated Hose Sply Spws .....                          | 1   |
| 2    | 103395505 | Kit, Spws, 8 Volt Non-Trojan (includes items 3 and 4) ..... | 1   |
| 3    | 103510602 | Spws, Manifold Asm, 8v Non-Trojan .....                     | 6   |
| 4    | 103774701 | Spws, Hose 8v Non-trojan .....                              | 1   |
|      |           | Note: For JCI 8-Volt batteries only.                        |     |

13

E

**13**

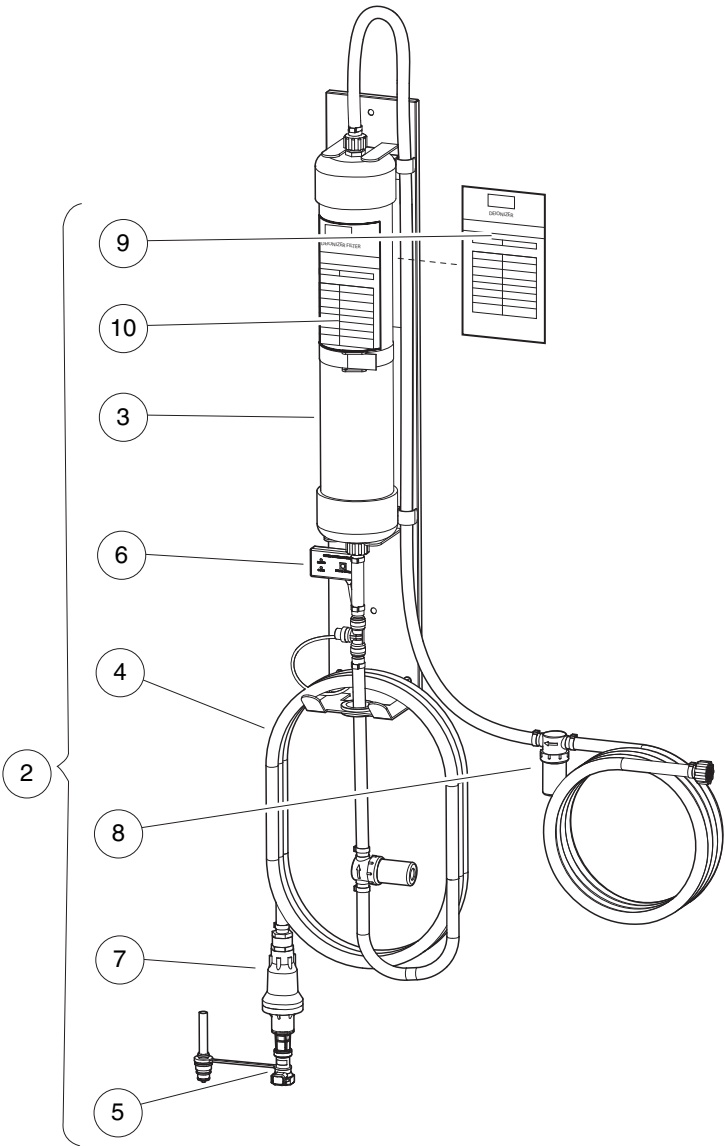
**E**



11



12



002523-003

# HAND PUMP AND DEIONIZER (BATTERY-POWERED QUALITY LIGHT)

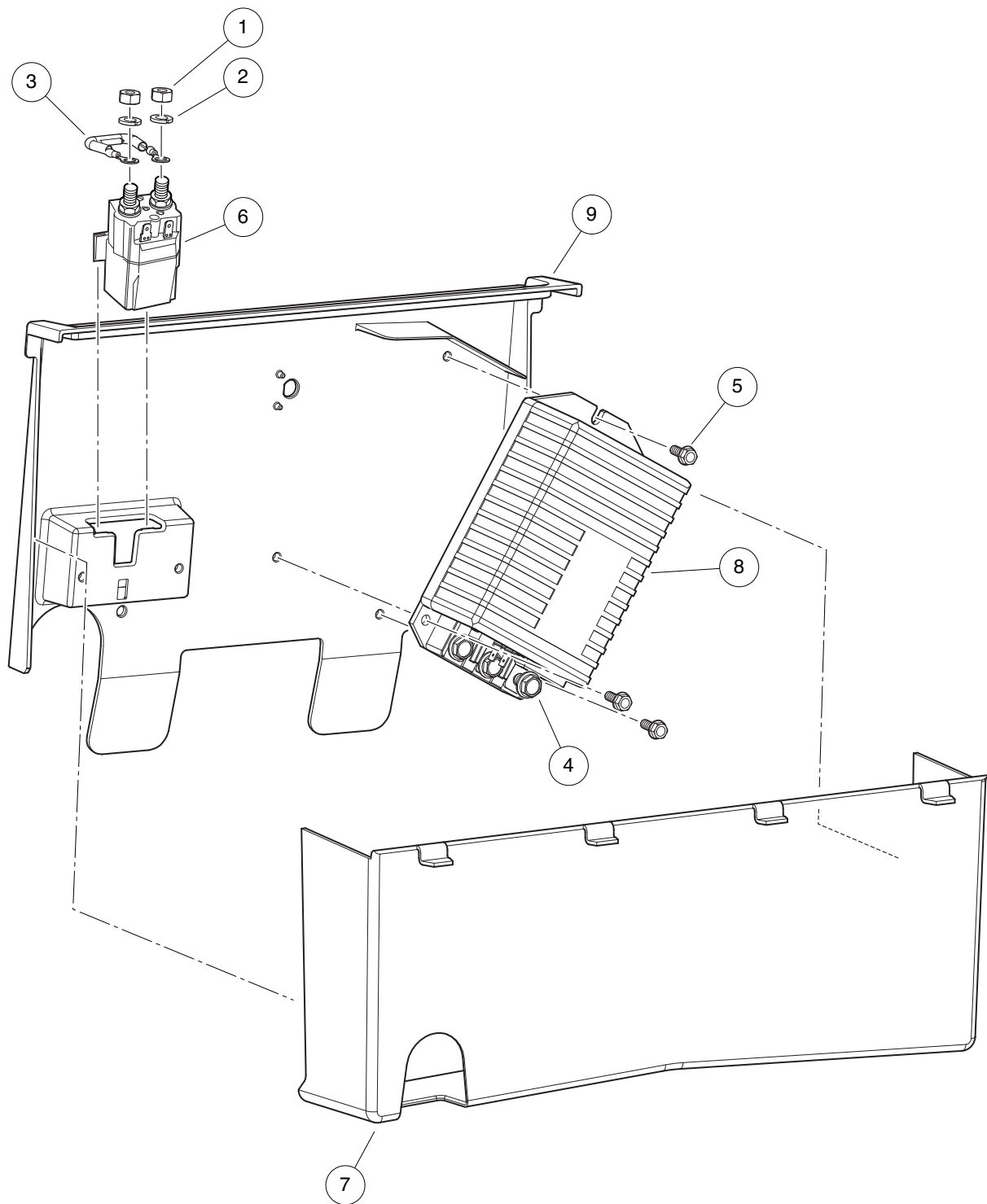
| ITEM | PART NO.  | DESCRIPTION  | QTY |
|------|-----------|--|-----|
|      |           | <b>1 2 3 4</b>   |     |
| 1    | 104006101 | Kit, Hand Pump, Spws .....   | 1   |
| 2    | 105166801 | Deionizer, w/Battery-Powered Water Quality Light (includes items 3 through 10) ..... | 1   |
| 3    | 104005901 | Cartridge, Deionizer .....   | 1   |
| 4    | 105166901 | Hose,outlet,deionizer .....  | 1   |
| 5    | 105167001 | Flow Ind, W/coupler, Deionizer .....   | 1   |
| 6    | 105167101 | Light, Quality, Battery-Powered, w/T-Fitting .....                                   | 1   |
| 7    | 105168501 | Regulator, Pressure, Deionizer .....   | 1   |
| 8    | 105168601 | Strainer, In-line, Deionizer .....   | 1   |
| 9    | AM1300001 | Decal, Filter Log, Blue .....  | 1   |
| 10   | AM1300201 | Decal, Inspect Log, Yellow .....   | 1   |
| 11   | AM1300101 | Decal, Filter Log, Blue, Pack of 100 .....   | A/R |
| 12   | AM1300301 | Decal, Inspect Log, Yellow, Pack of 100 .....  | A/R |

13

E

13

E



000486-013

# CONTROLLER AND SOLENOID

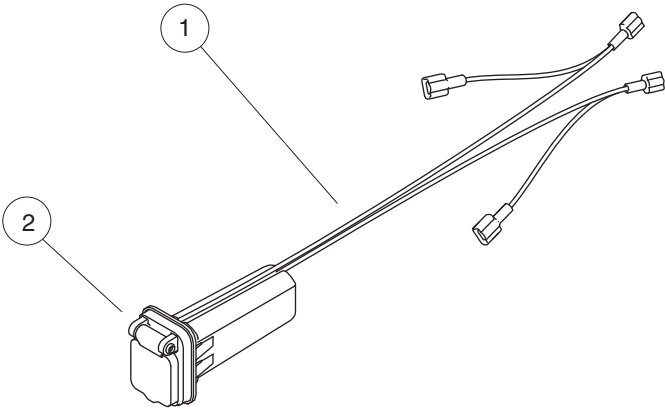
| ITEM | PART NO.  | DESCRIPTION  | QTY |
|------|-----------|--|-----|
|      |           | 1 2 3 4  |     |
| 1    | 1012528   | Nut, M8-1.25 Hex .....   | 2   |
| 2    | 1013734   | Lockwasher, 8mm Split .....  | 2   |
| 3    | 1014947   | Resistor Assembly .....  | 1   |
| 4    | 102240501 | Bolt, Controller, Terminal .....                                     | 3   |
| 5    | 102296716 | Screw, M6 X 16 Tt Hx Fl Hd .....                                     | 3   |
| 6    | 102865901 | Solenoid 48v Slot Mt No Diode .....                                  | 1   |
| 7    | 103367901 | Shield - Controller .....  | 1   |
| 8    | 103982301 | Controller, 1515, 250A, White .....                                  | 1   |
| 9    | 105005001 | Component Mounting Plate .....                                       | 1   |
|      |           | Note: Replacement solenoid may vary in appearance from the original. |     |

13

E

13

E



001286-002

# USB PORT KIT FOR ELECTRIC VEHICLES

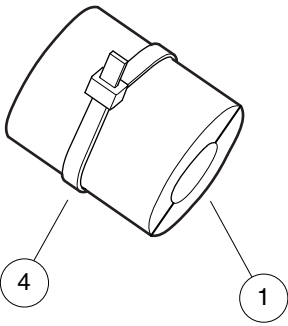
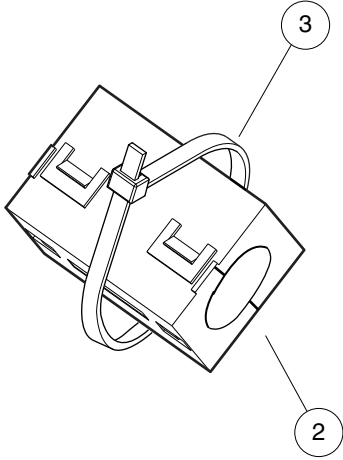
| ITEM | PART NO.    | DESCRIPTION                                      | QTY |
|------|-------------|--|-----|
| 1    | 47604230001 | 1 2 3 4<br>Kit, USB, 48v (includes item 2) ..... | 1   |
| 2    | 47560030001 | USB Port .....                                   | 1   |

13

E

13

E



001055-001



# FERRITE BEADS, CE

| ITEM | PART NO.  | DESCRIPTION                    | QTY |
|------|-----------|--------------------------------|-----|
|      |           | <b>1 2 3 4</b>                 |     |
| 1    | 103449501 | Bead, Ferrite, Tdk .....       | A/R |
| 2    | 103449601 | Bead, Ferrite, Fair-rite ..... | A/R |
| 3    | 8639      | Tie Wrap, 11" Nylon .....      | A/R |
| 4    | 8990      | Tie Wrap, 8" Nylon .....       | A/R |

**13**

**E**

**13**

***E***

# ELECTRIC MOTOR

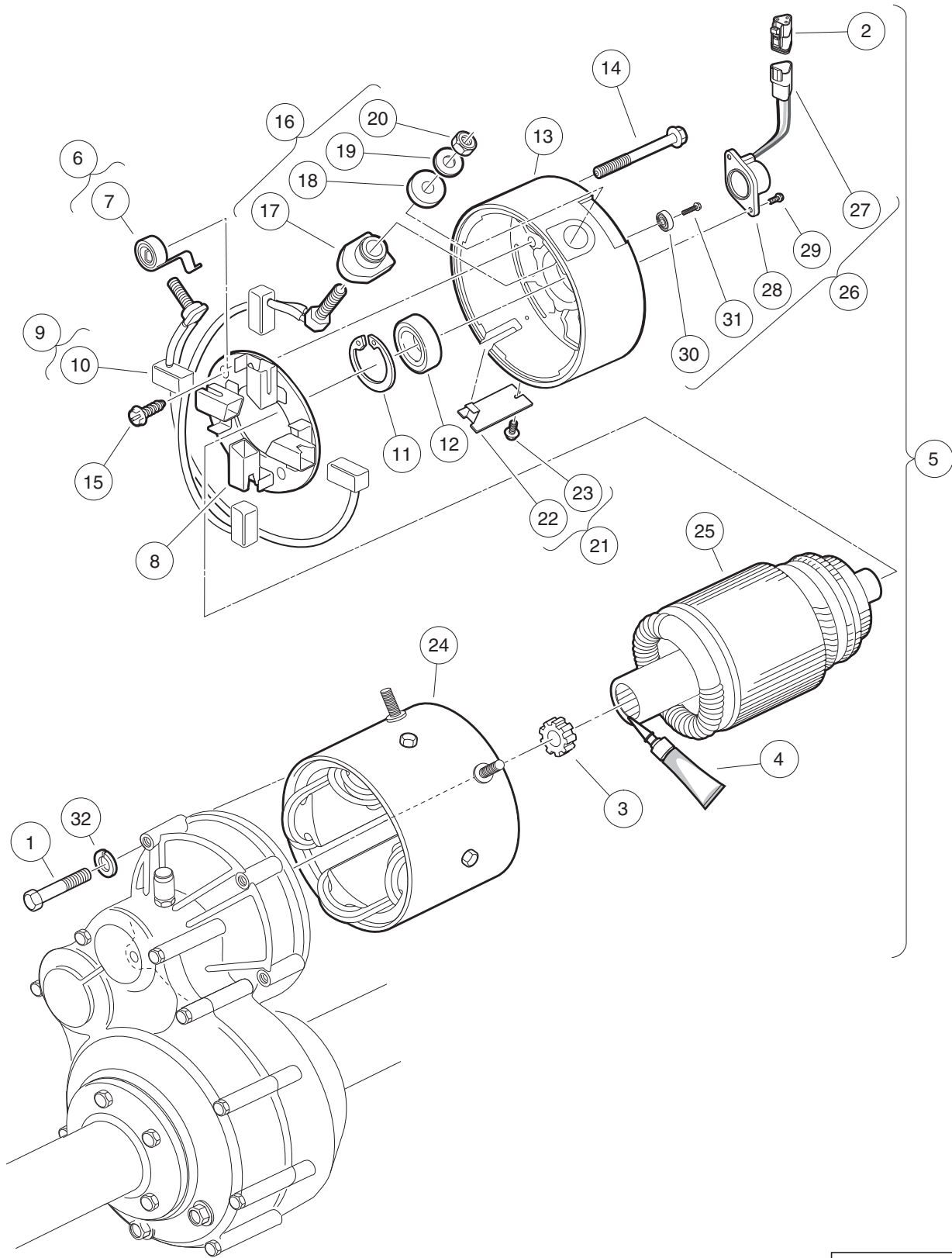
---

14

*E*

14

E



000185-002

# MOTOR (MODEL EJ8-4001A) – ELECTRIC VEHICLE

| ITEM  | PART NO.  | DESCRIPTION  | QTY |
|---|-----------|--|-----|
|   |           | <b>1 2 3 4</b>   |     |
| 1   | 1014201   | Screw, 1/4-20 X 2.25 Hex Cap .....                                   | 3   |
| 2   | 101920101 | Kit, 3-Pin Wedge Lock .....  | 1   |
| 3   | 102235201 | Bumper, Drive Unit .....   | 1   |
| 4   | 102243403 | Lubricant, Moly-Teflon (Single-Use Tube) .....                       | 1   |
| 5   | 103572501 | IQ Electric Motor, 48-VDC 3.3 hp (includes items 6 through 26) ..... | 1   |
| 6   | 102186001 | Spring Kit, Motor Brush (includes item 7) .....                      | 1   |
| 7   | N/A       | Spring, Brush, S-g .....   | 4   |
| 8   | 102186101 | Brush Box Assembly .....   | 1   |
| 9   | 102186201 | Brush Kit, Motor (includes item 10) .....                            | 1   |
| 10  | N/A       | Assembly, Brush and Terminal .....                                   | 2   |
| 11  | N/A       | Ring, 2.24" Internal Retaining .....                                 | 1   |
| 12  | 102186401 | Bearing, Ball .....  | 1   |
| 13  | 102186701 | End Cap, Motor .....   | 1   |
| 14  | N/A       | Screw, 1/4-20 X 2.25 Hex-Head Washer .....                           | 2   |
| 15  | 102186901 | Screw, #8-32 X .5 Hex-Head .....                                     | 2   |
| 16  | 102187101 | Hardware Kit, Motor Terminal (includes items 17 through 20) .....    | 2   |
| 17  | N/A       | Bushing, Nylon .....   | 2   |
| 18  | N/A       | Washer, Nylon Flat .....   | 2   |
| 19  | N/A       | Washer, Flat, 5/16 Steel .....                                       | 2   |
| 20  | N/A       | Nut, Brass Hex, 5/16 - 18 .....                                      | 2   |
| 21  | 102187201 | Plate Kit, Motor Cover (includes items 22 and 23) .....              | 1   |
| 22  | N/A       | Assembly, Cover Plate .....  | 1   |
| 23  | N/A       | Screw, #8-32 x 0.375, Taptite Thread .....                           | 1   |
| 24  | 102704701 | Frame and Field Assembly .....                                       | 1   |
| 25  | 102704801 | Armature Assembly .....  | 1   |
| 26  | 102704901 | Kit, Speed Sensor (includes items 27 through 31) .....               | 1   |
| 27  | 101942301 | Kit, 3-Pin Wedge Lock .....  | 1   |
| 28  | N/A       | Sensor, Motor Speed, ADC .....                                       | 1   |
| 29  | N/A       | Screw, #8-32, Taptite Thread .....                                   | 2   |
| 30  | N/A       | Magnet, ADC Motor .....  | 1   |
| 31  | N/A       | Screw, 1/4-20 x 0.5 .....  | 1   |
| 32  | 451       | Lockwasher, 1/4 Split .....  | 3   |
| Note: The F1 and F2 terminal posts on the EJ8-4001A motor have 1/4 - 20 |           |  |     |

14

E

**14**

***E***

# TRANSAXLE – ELECTRIC VEHICLES

---

15

*E*





# TRANSAXLE – ELECTRIC VEHICLES

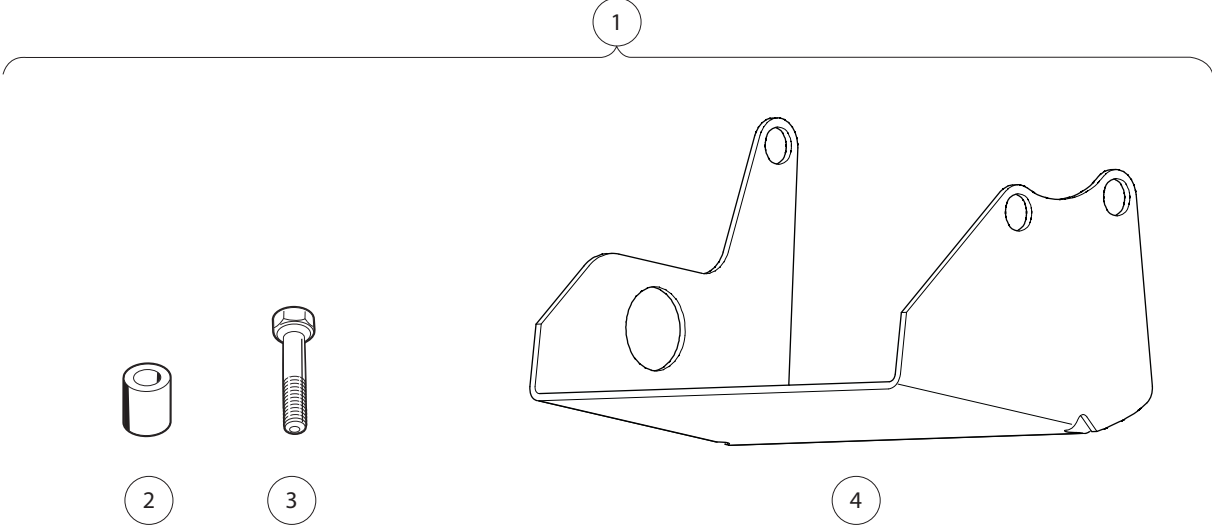
| ITEM | PART NO.  | DESCRIPTION   | QTY |
|------|-----------|---|-----|
|      |           | <b>1 2 3 4</b>  |     |
| 1    | 102771701 | Transaxle, Electric (includes items 2 through 34) .....     | 1   |
| 2    | 1013794   | Axle Shaft Oil Seal .....                                   | 2   |
| 3    | 101895401 | Gear Case, Driver-Side .....                                | 1   |
| 4    | 101895501 | Gear Case, Passenger-Side .....                             | 1   |
| 5    | 101897001 | Screw, M8-1.25 X 60mm Hex-Head .....                        | 11  |
| 6    | 101897201 | Breather .....  | 1   |
| 7    | 101897401 | Screw, M10-1.25 X 25mm .....                                | 6   |
| 8    | 101897601 | Pin, 11mm OD X 8.5mm ID X 10mm .....                        | 2   |
| 9    | 101903601 | Washer, Thrust .....  | 2   |
| 10   | 101903701 | Washer, Thrust .....  | 2   |
| 11   | 101906901 | Intermediate Shaft Assembly .....                           | 1   |
| 12   | 101922101 | Pin, 15.99mm X 88.7mm Dowel .....                           | 1   |
| 13   | 101923001 | Gear, Differential Idler .....                              | 2   |
| 14   | 101923201 | Gasket .....  | 2   |
| 15   | 101923501 | Seal, Lip .....   | 1   |
| 16   | 101923901 | Gear, Differential .....                                    | 2   |
| 17   | 101928701 | Liquid Gasket (Transaxle case) .....                        | 1   |
| 18   | 101972101 | Plug, M14-1.5 X 12mm Magnetic .....                         | 1   |
| 19   | 101972201 | Plug, M14-1.5 X 12mm Hex .....                              | 1   |
| 20   | 102356601 | Housing, Differential, 6 Bolt .....                         | 6   |
| 21   | 102356801 | Gear, Differential Output, 6-Bolt .....                     | 6   |
| 22   | 102886301 | Axle Assembly, Driver-Side (includes item 23) .....         | 1   |
| 23   | 101922201 | Lug Stud .....  | 4   |
| 24   | 102886401 | Tube, Axle, Driver-Side .....                               | 1   |
| 25   | 102886501 | Axle Assembly, Passenger-Side (includes item 26) .....      | 1   |
| 26   | 101922201 | Lug Stud .....  | 4   |
| 27   | 102886601 | Tube, Axle, Passenger-Side .....                            | 1   |
| 28   | 102902801 | Screw, M10 X 30 .....                                       | 10  |
| 29   | 103582801 | Asm, E Trans Shaft/bearing (includes items 30 and 31) ..... | 1   |
| 30   | N/A       | Shaft, Input .....  | 1   |
| 31   | 7335      | Bearing .....   | 2   |
| 32   | 7330      | Inner Axle Tube Bearing .....                               | 2   |
| 33   | 7335      | Bearing .....   | 1   |
| 34   | 7336      | Bearing .....   | 1   |

15

E

15

E



000365-002

## DIFFERENTIAL GUARD – ELECTRIC VEHICLES

| ITEM | PART NO.  | DESCRIPTION   | QTY |
|------|-----------|---|-----|
|      |           | <b>1 2 3 4</b>  |     |
| 1    | 101611402 | Kit, Differential Guard, Elec Vehicles (includes items 2 through 4) ..... | 1   |
| 2    | 101914001 | Spacer, Steel .....   | 2   |
| 3    | 101936101 | Screw, M10-1.50 X 60mm Hex Cap .....                                      | 2   |
| 4    | 101978601 | Guard, Differential, Electric Vehicle Transaxle .....                     | 1   |

15

E

**15**

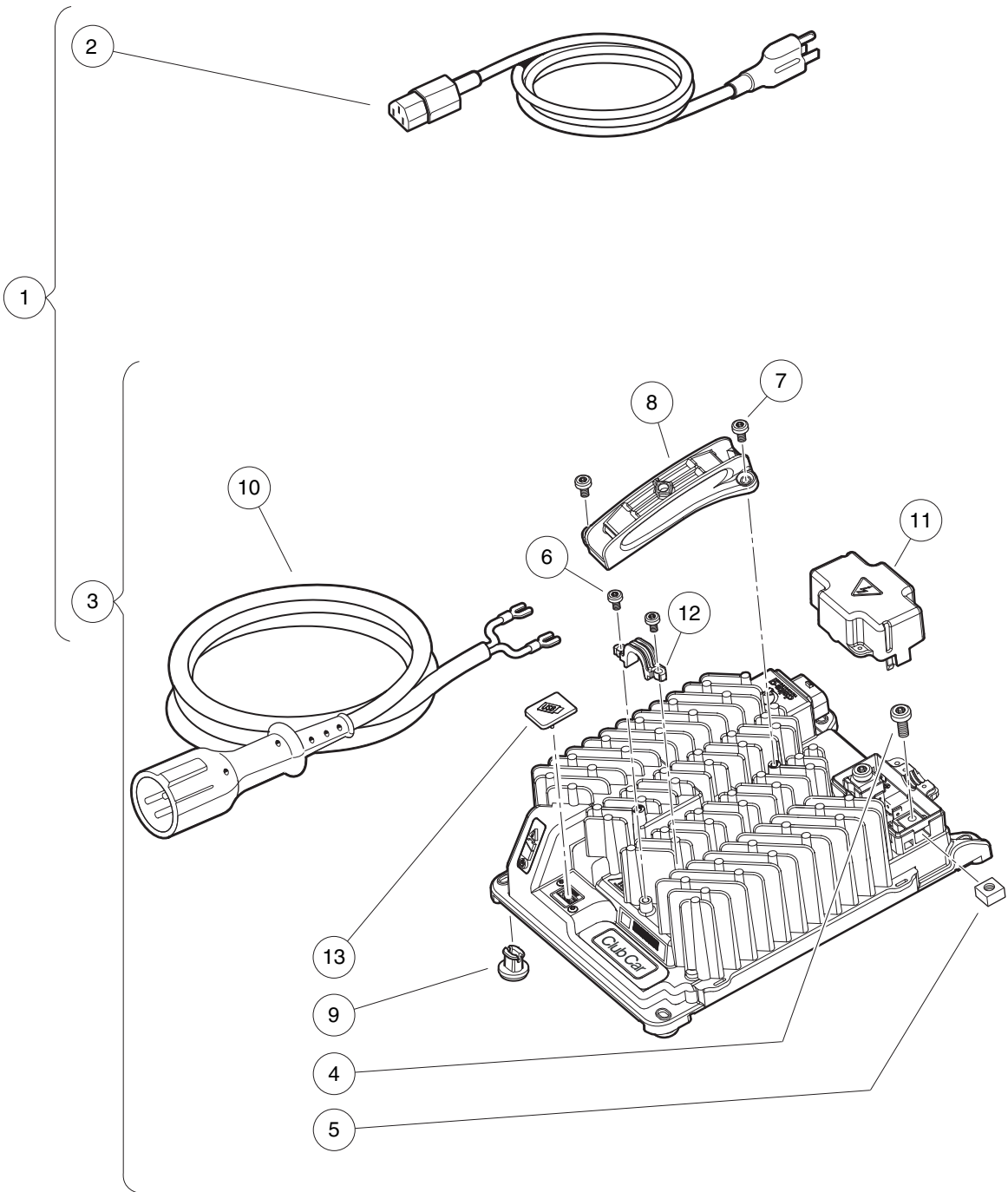
***E***

# BATTERY CHARGERS – HIGH-FREQUENCY

---

16

E



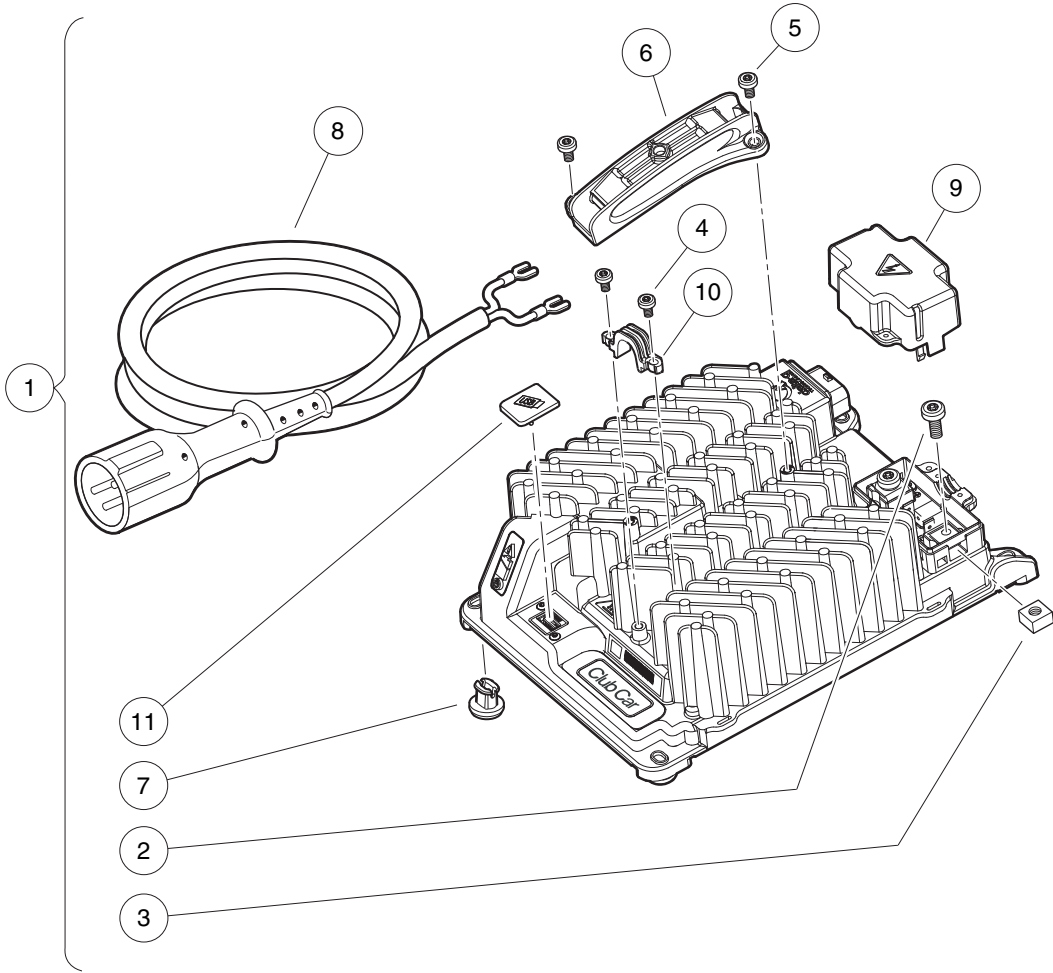
000610-002

## BATTERY CHARGER, HIGH-FREQUENCY – U.S./CANADA

| ITEM  | PART NO.  | DESCRIPTION   | QTY |
|---|-----------|---|-----|
|   |           | 1 2 3 4   |     |
| 1   | 105095201 | Charger, High-Freq, Service, 9ft Yel DC, 6ft AC, US/Canada (includes items 2 and 3) ..... | 1   |
| 2   | 104024201 | Cord, AC, Nema To Iec320, 6ft (1.83 m), U.S./Canada .....                                 | 1   |
| 3   | 104029601 | Charger, Asm, High-Freq, 9ft (2.74 m) Yellow DC Cord (includes items 4 through 13)        | 1   |
| 4   | 104024501 | Screw, M6, Torx Head .....  | 2   |
| 5   | 104024601 | Nut, M6, Square, Captured .....   | 2   |
| 6   | 104028901 | Screw, M4 X .70, Pan Hd, Torx .....   | 2   |
| 7   | 104029001 | Screw, M5 X .80, Pan Hd, Torx .....   | 2   |
| 8   | 105003601 | Handle, Charger, High-Freq .....  | 1   |
| 9   | 105003701 | Foot, Charger, High-Freq .....  | 4   |
| 10  | 105070101 | Cord, DC, Yellow, 9ft (2.74 m) .....  | 1   |
| 11  | 105092301 | Cover, DC Terminal Block, High-Freq Charger .....   | 1   |
| 12  | 105093101 | Strain Relief, High-Freq, External, Charger .....   | 1   |
| 13  | 105123801 | Cover, USB .....  | 1   |
| <p>Note: This charger includes both an AC cord and DC cord. For additional cord lengths that may be used with this charger, see the Battery Charger Cords page.</p> |           |   |     |

16

E



000610-003

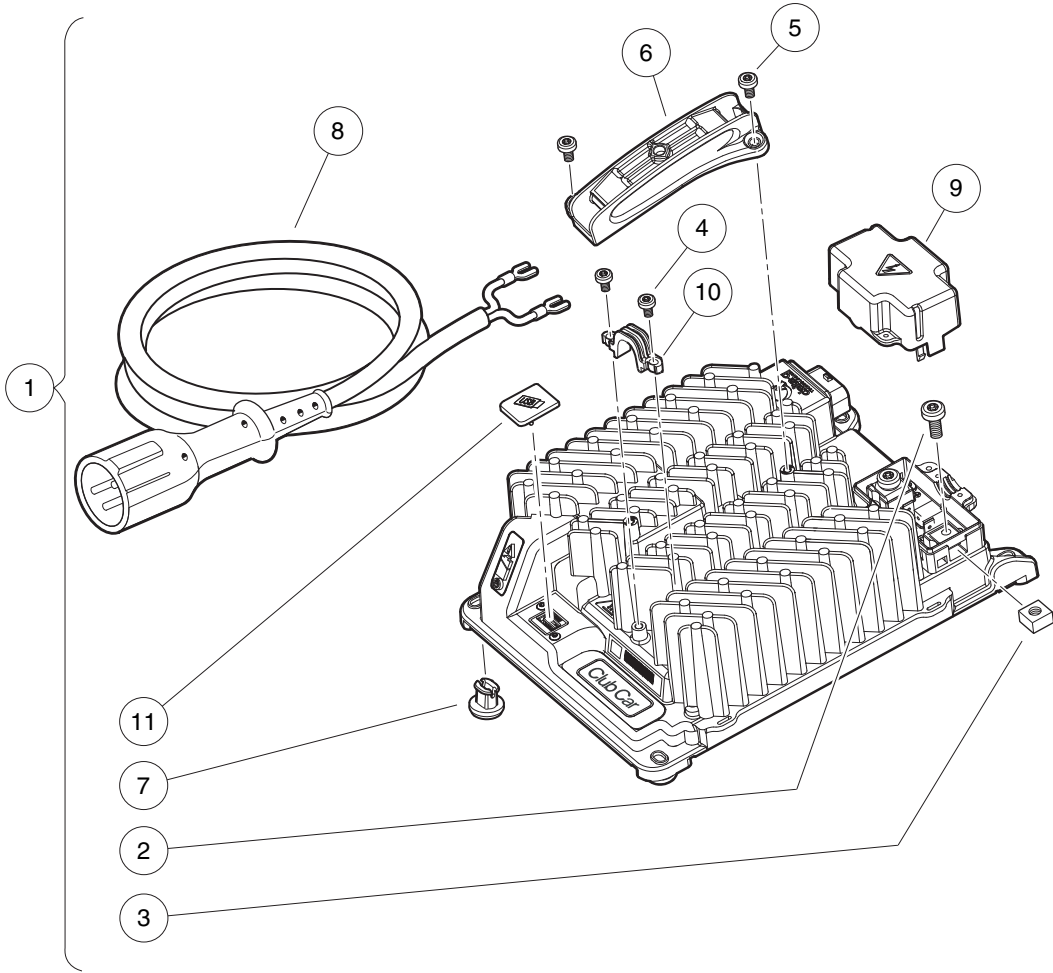


# BATTERY CHARGER, HIGH-FREQ., 2.74 M DC CORD – GLOBAL

| ITEM  | PART NO.  | DESCRIPTION  | QTY |
|---|-----------|--|-----|
|   |           | <b>1 2 3 4</b>   |     |
| 1   | 104029601 | Charger, Asm, High-Freq, 9ft (2.74 m) Yellow DC Cord (includes items 2 through 11) ..... | 1   |
| 2   | 104024501 | Screw, M6, Torx Head .....   | 2   |
| 3   | 104024601 | Nut, M6, Square, Captured .....  | 2   |
| 4   | 104028901 | Screw, M4 X .70, Pan Hd, Torx .....  | 2   |
| 5   | 104029001 | Screw, M5 X .80, Pan Hd, Torx .....  | 2   |
| 6   | 105003601 | Handle, Charger, High-Freq .....   | 1   |
| 7   | 105003701 | Foot, Charger, High-Freq .....   | 4   |
| 8   | 105070101 | Cord, DC, Yellow, 9ft (2.74 m) .....   | 1   |
| 9   | 105092301 | Cover, DC Terminal Block, High-Freq Charger .....  | 1   |
| 10  | 105093101 | Strain Relief, High-Freq, External, Charger .....  | 1   |
| 11  | 105123801 | Cover, USB .....   | 1   |
| <p>Note: This charger does not include the AC cord. To complete the charger, choose the appropriate type and length of AC cord found on the Battery Charger Cords page.</p> |           |  |     |

**16**

**E**



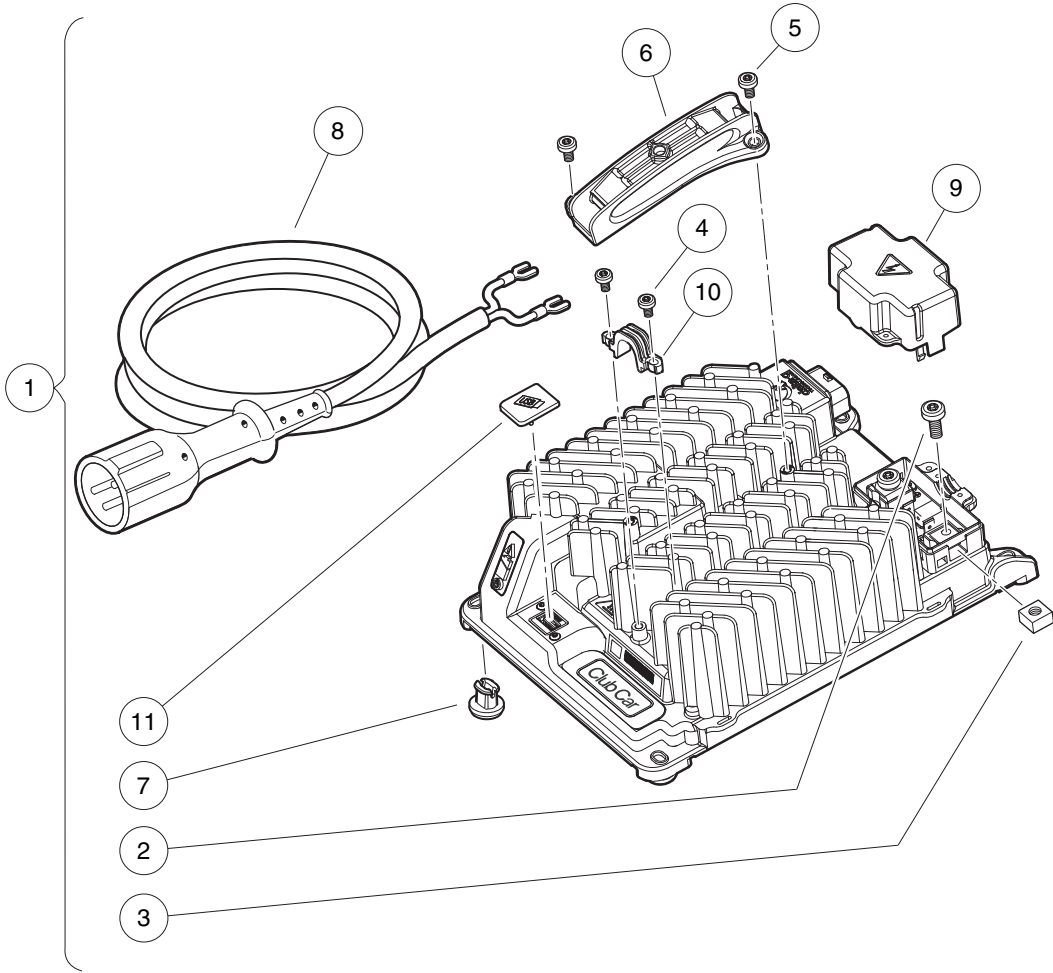
000610-003

# BATTERY CHARGER, HIGH-FREQ., 3.66 M DC CORD – GLOBAL

| ITEM  | PART NO.  | DESCRIPTION  | QTY |
|---|-----------|--|-----|
|   |           | 1 2 3 4  |     |
| 1   | 104029602 | Charger, Asm, High-Freq, 12ft (3.66 m) Yellow DC Cord (includes items 2 through 11) .. | 1   |
| 2   | 104024501 | Screw, M6, Torx Head .....   | 2   |
| 3   | 104024601 | Nut, M6, Square, Captured .....  | 2   |
| 4   | 104028901 | Screw, M4 X .70, Pan Hd, Torx .....  | 2   |
| 5   | 104029001 | Screw, M5 X .80, Pan Hd, Torx .....  | 2   |
| 6   | 105003601 | Handle, Charger, High-Freq .....   | 1   |
| 7   | 105003701 | Foot, Charger, High-Freq .....   | 4   |
| 8   | 105070102 | Cord, DC, Yellow, 12ft (3.66 m) .....  | 1   |
| 9   | 105092301 | Cover, DC Terminal Block, High-Freq Charger .....                                      | 1   |
| 10  | 105093101 | Strain Relief, High-Freq, External, Charger .....                                      | 1   |
| 11  | 105123801 | Cover, USB .....   | 1   |
| <p>Note: This charger does not include the AC cord. To complete the charger, choose the appropriate type and length of AC cord found on the Battery Charger Cords page.</p> |           |  |     |

**16**

**E**



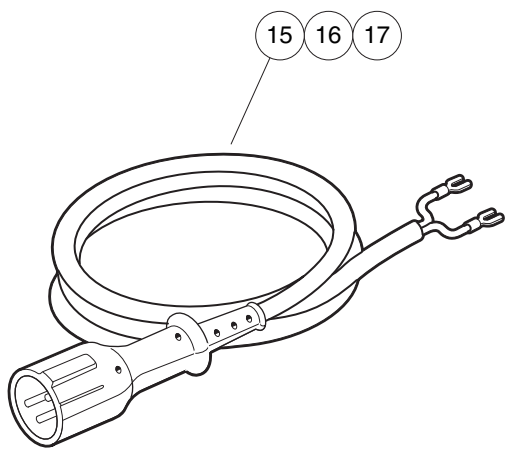
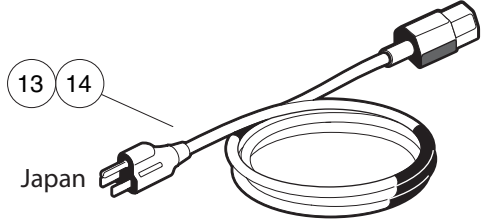
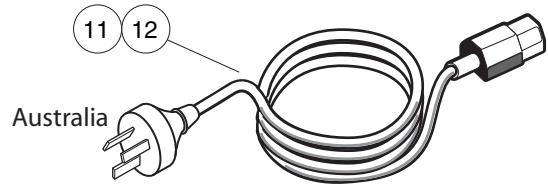
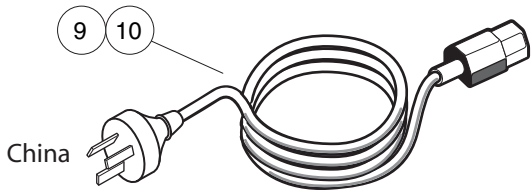
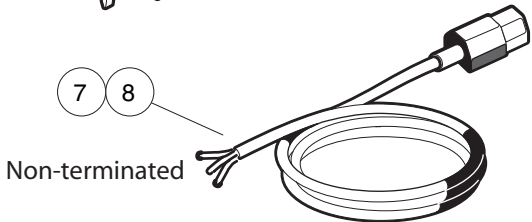
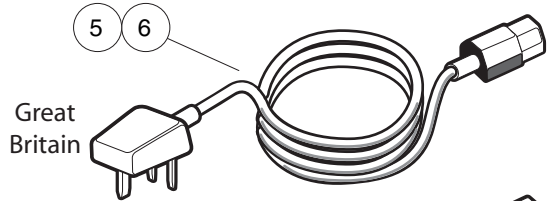
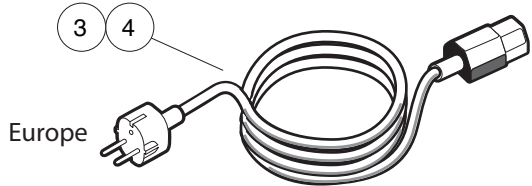
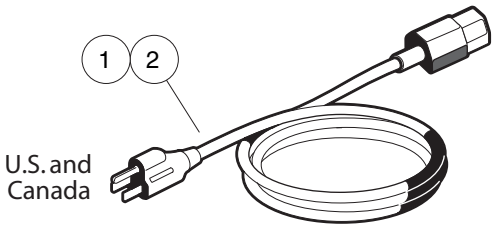
000610-003

# BATTERY CHARGER, HIGH-FREQ., 6.1 M DC CORD – GLOBAL

| ITEM  | PART NO.  | DESCRIPTION  | QTY |
|---|-----------|--|-----|
|   |           | <b>1 2 3 4</b>   |     |
| 1   | 104029603 | Charger, Asm, High-Freq, 20ft (6.1 m) Yellow DC Cord (includes items 2 through 11) ..... | 1   |
| 2   | 104024501 | Screw, M6, Torx Head .....   | 2   |
| 3   | 104024601 | Nut, M6, Square, Captured .....  | 2   |
| 4   | 104028901 | Screw, M4 X .70, Pan Hd, Torx .....  | 2   |
| 5   | 104029001 | Screw, M5 X .80, Pan Hd, Torx .....  | 2   |
| 6   | 105003601 | Handle, Charger, High-Freq .....   | 1   |
| 7   | 105003701 | Foot, Charger, High-Freq .....   | 4   |
| 8   | 105070103 | Cord, DC, Yellow, 20ft (6.1 m) .....   | 1   |
| 9   | 105092301 | Cover, DC Terminal Block, High-Freq Charger .....  | 1   |
| 10  | 105093101 | Strain Relief, High-Freq, External, Charger .....  | 1   |
| 11  | 105123801 | Cover, USB .....   | 1   |
| <p>Note: This charger does not include the AC cord. To complete the charger, choose the appropriate type and length of AC cord found on the Battery Charger Cords page.</p> |           |  |     |

**16**

**E**



000610-004

## CORDS – BATTERY CHARGER, HIGH-FREQUENCY

| ITEM | PART NO.  | DESCRIPTION   | QTY |
|------|-----------|---|-----|
|      |           | 1 2 3 4   |     |
| 1    | 104024201 | Cord, AC, Nema To lec320, 6ft (1.83 m), U.S./Canada ..... | A/R |
| 2    | 104024202 | Cord, AC, Nema To lec320, 9ft (2.74 m), U.S./Canada ..... | A/R |
| 3    | 104024401 | Cord, AC, lec320, 6ft (1.83 m), Europe .....              | A/R |
| 4    | 104024402 | Cord, AC, lec320, 9ft (2.74 m), Europe .....              | A/R |
| 5    | 104028501 | Cord, AC, lec320, 6ft (1.83 m), Great Britain .....       | A/R |
| 6    | 104028502 | Cord, AC, lec320, 9ft (2.74 m), Great Britain .....       | A/R |
| 7    | 104028601 | Cord, AC, lec320, 6ft (1.83 m), Non-terminated .....      | A/R |
| 8    | 104028602 | Cord, AC, lec320, 9ft (2.74 m), Non-terminated .....      | A/R |
| 9    | 105068201 | Cord, AC, lec320, 6ft (1.83 m), China .....               | A/R |
| 10   | 105068202 | Cord, AC, lec320, 9ft (2.74 m), China .....               | A/R |
| 11   | 105068301 | Cord, AC, lec320, 6ft (1.83 m), Australia .....           | A/R |
| 12   | 105068302 | Cord, AC, lec320, 9ft (2.74 m), Australia .....           | A/R |
| 13   | 105068401 | Cord, AC, lec320, 6ft (1.83 m), Japan .....               | A/R |
| 14   | 105068402 | Cord, AC, lec320, 9ft (2.74 m), Japan .....               | A/R |
| 15   | 105070101 | Cord, DC, Yellow, 9ft (2.74 m) .....                      | A/R |
| 16   | 105070102 | Cord, DC, Yellow, 12ft (3.66 m) .....                     | A/R |
| 17   | 105070103 | Cord, DC, Yellow, 20ft (6.1 m) .....                      | A/R |

16

E

**16**

***E***



# MAINTENANCE AND SERVICE TOOLS

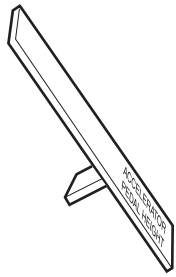
---

17

G

E

**17**  
**G**  
**E**



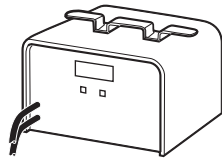
1



2



3



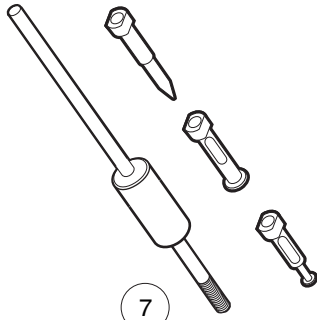
4



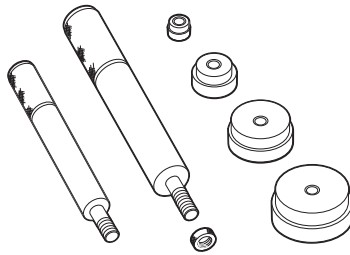
5



6



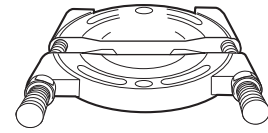
7




8



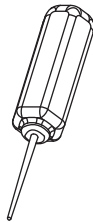
9



10



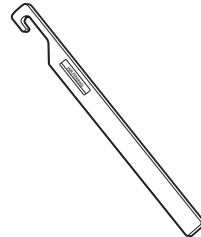
11



12



13



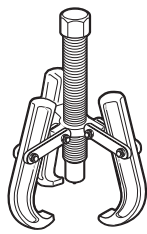
14



15



16



17



18



19

001060-002

# MAINTENANCE AND SERVICE TOOLS

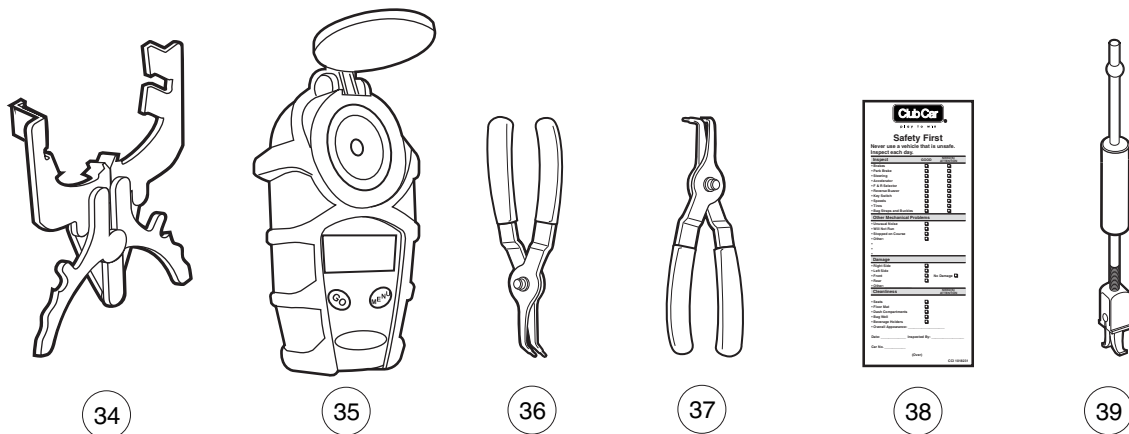
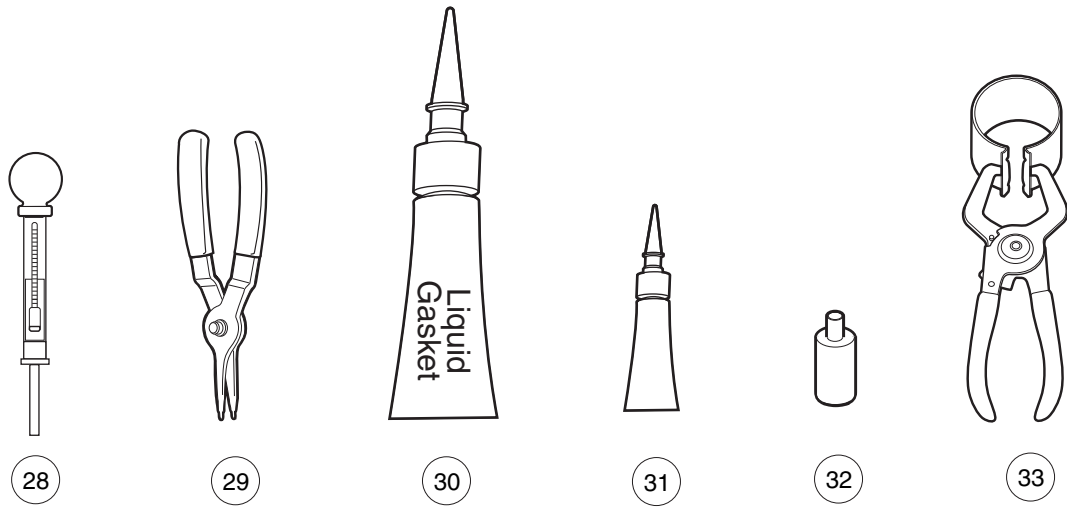
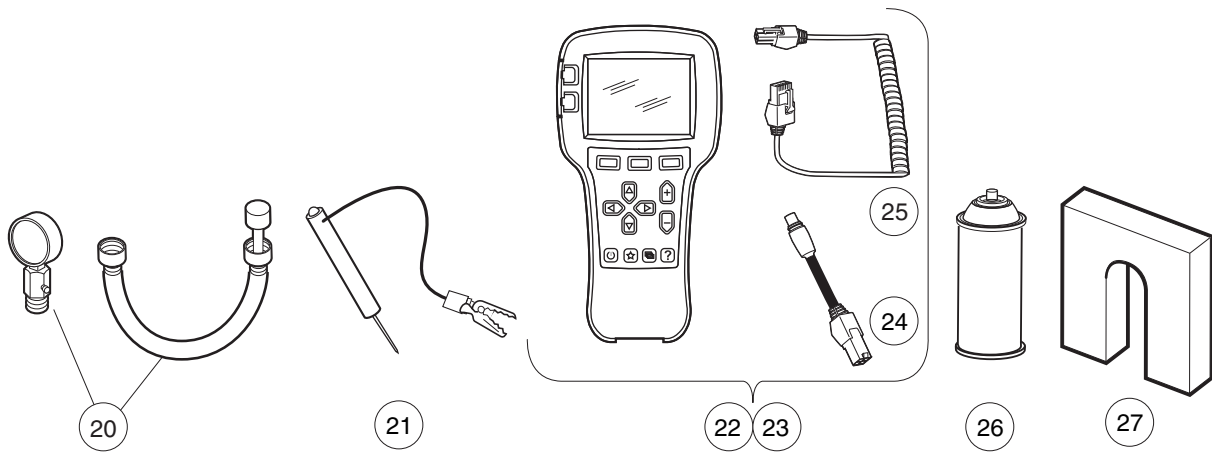
| ITEM | PART NO.  | DESCRIPTION   | QTY<br>GAS | QTY<br>ELEC |
|------|-----------|---|------------|-------------|
|      |           | <p><b>1 2 3 4</b></p> <p>The following tool list includes all tools available from Club Car for maintenance and service procedures for gasoline and electric golf and utility vehicles. Be sure to carefully examine the tool list for applicability to your vehicle before ordering.</p> |            |             |
| 1    | 101871001 | Accelerator Pedal Adjustment Tool (Utility Vehicles).....   | 1          | 1           |
| 2    | 101813202 | Adhesive, Guide Ring, 3-Gram Tube .....   |            | 1           |
| 3    | 101641202 | Arbor .....   | 1          |             |
| 4    | 101831901 | Battery Discharge Machine, 36/48 Volt .....   |            | 1           |
| 5    | 1014305   | Battery Terminal Protector Spray .....  | 1          | 1           |
| 6    | 1011767   | Battery Thermometer .....   | 1          | 1           |
| 7    | 1016417   | Bearing and Oil Seal Remover Assembly .....   | 1          | 1           |
| 8    | 1016416   | Bearing Driver Set .....  | 1          | 1           |
| 9    | 1012811   | Bearing Puller .....  | 1          | 1           |
| 10   | 1012812   | Bearing Puller Wedge Attachment .....   | 1          | 1           |
| 11   | 101887101 | Calibration Test Module .....   |            | 1           |
| 12   | 102562401 | Charger Bezel Tool .....  |            | 1           |
|      |           | Clutch Tools (items 13 - 19) .....  | 1          |             |
| 13   | 101808401 | Clutch Cam Installation Tool (for Subaru and Kawasaki engines) .....  | 1          |             |
| 14   | 105072501 | Drive Clutch Holder Tool Assembly (for Subaru and Kawasaki engines) .....   | 1          |             |
| 15   | 1014497   | Drive Clutch Hub Puller (for Subaru and Kawasaki engines) .....   | 1          |             |
| 16   | 1014496   | Drive Clutch Puller (for Subaru and Kawasaki engines) .....   | 1          |             |
| 17   | 1014508   | Driven Clutch Cam Puller (for Subaru and Kawasaki engines) .....  | 1          |             |
| 18   | 1014507   | Driven Clutch Puller Plug (for Subaru and Kawasaki engines) .....   | 1          |             |
| 19   | 101809101 | Press Weldment (for Subaru and Kawasaki engines) .....  | 1          |             |
|      |           | <p>Please refer to the maintenance and service manual for proper tool application.</p>  |            |             |

**17**

**G**

**E**

**17**  
**G**  
**E**



001061-002

## MAINTENANCE AND SERVICE TOOLS, CONTINUED

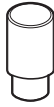
| ITEM | PART NO.  | DESCRIPTION   | QTY GAS | QTY ELEC |
|------|-----------|---|---------|----------|
|      |           | <b>1 2 3 4</b>  |         |          |
| 20   | 101641002 | Compression Gauge and Adapter .....   | 1       |          |
| 21   | 1011273   | Continuity Tester .....   | 1       | 1        |
| 22   | 105234501 | Controller Diagnostic Tool (CDT) User Kit (includes items 24 and 25) .....  |         | 1        |
| 23   | 105234502 | Controller Diagnostic Tool (CDT) OEM Kit ( <b>For Programming IQ System, Excel, and IQ Plus controllers</b> ) (includes items 24 and 25)..... |         | 1        |
| 24   | 102251501 | Adaptor, Cable .....  |         | 1        |
| 25   | 105209601 | CDT Cable .....   |         | 1        |
| 26   | 1012151   | Dry Moly Lubricant .....  | 1       | 1        |
| 27   | 1016418   | Gear Yoke .....   | 1       | 1        |
| 28   | 1011478   | Hydrometer .....  | 1       | 1        |
| 29   | 1013593   | Internal Retaining Ring Pliers .....  | 1       | 1        |
| 30   | 101928701 | Liquid Gasket (transaxle case) .....  | 1       | 1        |
| 31   | 102243402 | Moly-Teflon Lubricant (4-oz. (113-gram) tube) .....   |         | 1        |
| 32   | 102587201 | Paint Pen, Touch-Up, Underbody, Æ Black .....   | 1       | 1        |
| 33   | 1016414   | Piston Ring Compressor Kit .....  | 1       |          |
| 34   | 1016415   | Piston Ring Pliers .....  | 1       |          |
| 35   | AM1285701 | Refractometer .....   | 1       | 1        |
| 36   | 1012549   | Retaining Ring Pliers, 45→ External .....   | 1       | 1        |
| 37   | 1012560   | Retaining Ring Pliers, 90→ Internal .....   | 1       | 1        |
| 38   | 101823101 | Safety First Card (50 per pack) .....   | 1       | 1        |
| 39   | 1012809   | Seal Puller .....   | 1       | 1        |
|      |           | Please refer to the maintenance and service manual<br>for proper tool application.  |         |          |

**17**  
**G**  
**E**

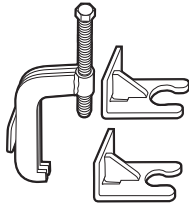
**17**  
**G**  
**E**



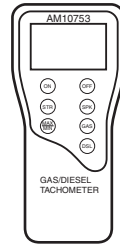
40



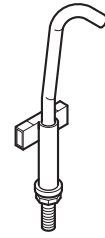
41



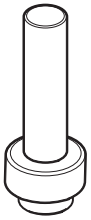
42



43



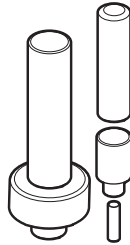
44



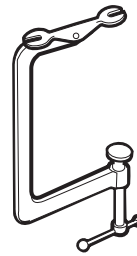
45



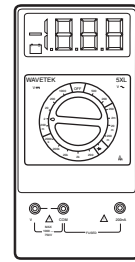
46



47



48



49

001062-001

## MAINTENANCE AND SERVICE TOOLS, CONTINUED

| ITEM | PART NO.  | DESCRIPTION  | QTY<br>GAS | QTY<br>ELEC |
|------|-----------|--|------------|-------------|
|      |           | 1 2 3 4  |            |             |
| 40   | 1014264   | Steering Column Bearing Press Tool .....   | 1          | 1           |
| 41   | 1014259   | Steering Column Retaining Ring Tool .....  | 1          | 1           |
| 42   | 102061201 | Steering Wheel Puller Tool .....   | 1          | 1           |
| 43   | AM10753   | Tachometer (includes gasoline engine pick up lead only) .....                      | 1          |             |
| 44   | 102570401 | Tool, Tensioning, Starter Generator .....  | 1          |             |
| 45   | 1014162   | Transaxle Axle Seal Tool (for electric vehicles) .....                             |            | 1           |
| 46   | 1014161   | Transaxle Pinion Seal Tool (for electric vehicles) .....                           |            | 1           |
| 47   | 1014115   | Transmission Tool Kit (for electric vehicles).....                                 |            | 1           |
| 48   | 101641101 | Valve Spring Compressor .....  | 1          |             |
| 49   | 1011480   | Volt Ohm Meter .....   | 1          | 1           |
|      |           | Please refer to the maintenance and service manual<br>for proper tool application. |            |             |

**17**

**G**

**E**





# INDEX

## Part Number and Page

|           |                                    |         |                         |           |                      |
|-----------|------------------------------------|---------|-------------------------|-----------|----------------------|
| AM10753   | 17-7                               | 1012560 | 17-5                    | 1014789   | 7-5                  |
| AM10079   | 4-5, 4-7                           | 1012565 | 6-3                     | 1014807   | 7-19, 12-3           |
| AM10419   | 11-7                               | 1012566 | 6-3                     | 1014947   | 13-17                |
| AM1300001 | 13-15                              | 1012571 | 1-15                    | 1015064   | 12-3                 |
| AM1300101 | 13-15                              | 1012594 | 7-19, 12-3              | 1015137   | 9-9                  |
| AM1300201 | 13-15                              | 1012649 | 9-9                     | 1015524   | 17-3                 |
| AM1300301 | 13-15                              | 1012809 | 17-5                    | 1015583   | 6-13, 6-15           |
| SVP152201 | 4-11                               | 1012811 | 17-3                    | 101558302 | 6-13, 6-15, 6-17     |
| 183       | 11-5                               | 1012812 | 17-3                    | 101587704 | 9-9                  |
| 304       | 4-11                               | 1012836 | 11-7                    | 1015932   | 7-9                  |
| 332       | 4-11, 12-7                         | 1012987 | 12-3                    | 1015969   | 8-11                 |
| 334       | 11-5                               | 1013042 | 6-7                     | 1016103   | 8-13                 |
| 451       | 14-3                               | 1013164 | 6-13, 6-15              | 101611402 | 15-5                 |
| 1241      | 8-5                                | 1013589 | 12-3                    | 1016154   | 6-3                  |
| 1242      | 5-7, 7-9, 7-11                     | 1013590 | 12-3                    | 1016201   | 11-5                 |
| 1624      | 7-9                                | 1013591 | 12-3                    | 1016214   | 6-3                  |
| 7174      | 7-9, 10-3                          | 1013593 | 17-5                    | 1016289   | 11-5                 |
| 7310      | 2-3                                | 1013609 | 7-11                    | 101641002 | 17-5                 |
| 7330      | 15-3                               | 1013734 | 13-17                   | 101641101 | 17-7                 |
| 7335      | 15-3                               | 1013746 | 9-9                     | 101641202 | 17-3                 |
| 7336      | 15-3                               | 1013794 | 15-3                    | 1016414   | 17-5                 |
| 7591      | 8-13                               | 1013857 | 4-3, 4-7                | 1016415   | 17-5                 |
| 7893      | 7-11                               | 1013924 | 5-3, 5-5, 8-7, 8-9      | 1016416   | 17-3                 |
| 8056      | 7-19                               | 1014007 | 9-15, 12-9              | 1016417   | 17-3                 |
| 8057      | 7-19, 12-3                         | 1014051 | 11-5                    | 1016418   | 17-5                 |
| 8058      | 7-19, 12-3                         | 1014055 | 11-5                    | 1016801   | 11-5                 |
| 8233      | 4-11, 9-15, 12-7, 12-9             | 1014056 | 11-5                    | 1016849   | 4-3, 4-5, 4-7        |
| 8450      | 11-5                               | 1014057 | 11-5                    | 1016851   | 4-5, 4-7             |
| 8639      | 13-5, 13-21                        | 1014058 | 11-5                    | 101705701 | 3-3                  |
| 8717      | 12-3                               | 1014059 | 11-5                    | 1017145   | 11-7                 |
| 8754      | 7-9                                | 1014062 | 11-5                    | 1017686   | 11-7                 |
| 8990      | 1-33, 4-3, 6-7, 12-5, 13-5, 13-21  | 1014063 | 11-5                    | 101791101 | 5-3                  |
| 1010145   | 6-13, 6-15, 6-17                   | 1014065 | 11-5, 12-3              | 101808401 | 17-3                 |
| 1010434   | 1-21, 5-9, 5-11, 5-13, 5-15, 13-11 | 1014072 | 11-7                    | 101809101 | 17-3                 |
| 1010577   | 8-5                                | 1014078 | 11-7                    | 101813202 | 17-3                 |
| 1010829   | 5-7                                | 1014080 | 11-7                    | 101815501 | 5-3, 5-5             |
| 1010958   | 13-9, 13-11                        | 1014115 | 17-7                    | 101815502 | 5-3, 5-5             |
| 1010984   | 2-3                                | 1014145 | 12-3                    | 101816501 | 5-3, 5-5             |
| 1011114   | 9-15, 12-9                         | 1014161 | 17-7                    | 101816502 | 5-3, 5-5             |
| 1011137   | 5-5                                | 1014162 | 17-7                    | 101823101 | 17-5                 |
| 1011273   | 17-5                               | 1014201 | 14-3                    | 101823201 | 5-3, 5-5             |
| 1011415   | 6-13, 6-15                         | 1014259 | 17-7                    | 101823801 | 5-3, 5-5             |
| 1011478   | 17-5                               | 1014264 | 17-7                    | 101823901 | 5-3, 5-5             |
| 1011480   | 17-7                               | 1014287 | 11-5                    | 101824101 | 8-13                 |
| 1011571   | 4-7                                | 1014288 | 11-5                    | 101825101 | 3-5, 3-11            |
| 1011578   | 1-43                               | 1014289 | 7-7                     | 101830701 | 4-5, 4-7             |
| 1011610   | 4-7                                | 1014304 | 13-9, 13-11             | 101831901 | 17-3                 |
| 1011767   | 17-3                               | 1014305 | 17-3                    | 101832001 | 13-5                 |
| 1012151   | 17-5                               | 1014453 | 11-5                    | 101833401 | 11-7                 |
| 1012180   | 6-13, 6-15                         | 1014454 | 11-7                    | 101834502 | 4-5, 4-7             |
| 1012431   | 7-19, 12-3                         | 1014496 | 17-3                    | 101835601 | 1-43, 4-3, 4-9, 4-13 |
| 1012505   | 4-5, 4-7                           | 1014497 | 17-3                    | 101850301 | 6-3                  |
| 1012528   | 10-3, 13-17                        | 1014507 | 17-3                    | 101851101 | 4-5, 4-7             |
| 1012549   | 17-5                               | 1014508 | 17-3                    | 101856001 | 13-7                 |
|           |                                    | 1014555 | 6-13, 6-15, 13-9, 13-11 | 101862001 | 12-7                 |
|           |                                    | 1014727 | 7-19, 12-3              | 101865805 | 13-11                |

# INDEX

|           |            |           |  |           |                       |
|-----------|------------|-----------|--|-----------|-----------------------|
| 101871001 | 17-3       | 102278802 | 1-43                                   | 102353401 | 6-11                  |
| 101884801 | 8-7, 8-9   | 102279105 | 1-23                                   | 102356601 | 15-3                  |
| 101886101 | 9-15, 12-9 | 102287101 | 6-9                                    | 102356801 | 15-3                  |
| 101887101 | 17-3       | 102287601 | 6-9                                    | 102357701 | 6-11                  |
| 101895401 | 15-3       | 102287701 | 6-9                                    | 102400002 | 1-31, 1-33, 1-41      |
| 101895501 | 15-3       | 102288101 | 6-9, 6-11                              | 102400102 | 1-31, 1-33, 1-41      |
| 101897001 | 15-3       | 102288201 | 6-11                                   | 102400202 | 1-9                   |
| 101897201 | 15-3       | 102288401 | 6-11                                   | 102400302 | 1-9                   |
| 101897401 | 15-3       | 102288701 | 6-11                                   | 102410604 | 8-13, 9-15            |
| 101897601 | 15-3       | 102288801 | 6-11                                   | 102411203 | 9-3, 9-5              |
| 101898001 | 7-11       | 102288901 | 6-9                                    | 102411209 | 9-17                  |
| 101903601 | 15-3       | 102289001 | 6-7                                    | 102476401 | 9-15, 12-9            |
| 101903701 | 15-3       | 102289101 | 6-11                                   | 102490301 | 9-15                  |
| 101906901 | 15-3       | 102289201 | 6-11                                   | 102491501 | 11-5, 13-9, 13-11     |
| 101908401 | 7-13, 13-7 | 102289401 | 6-9                                    | 102492301 | 13-5                  |
| 101914001 | 15-5       | 102289501 | 6-9, 6-11                              | 102498201 | 9-15, 12-7, 12-9      |
| 101920101 | 14-3       | 102289601 | 6-9                                    | 102500801 | 5-9, 5-11, 5-13, 5-15 |
| 101922101 | 15-3       | 102289701 | 6-9                                    | 102501402 | 1-23                  |
| 101922201 | 15-3       | 102289801 | 6-11                                   | 102501403 | 1-23                  |
| 101923001 | 15-3       | 102289901 | 6-9                                    | 102501501 | 1-7                   |
| 101923201 | 15-3       | 102290120 | 6-3, 6-5                               | 102502352 | 1-23                  |
| 101923301 | 15-3       | 102292101 | 1-3                                    | 102502353 | 1-23                  |
| 101923901 | 15-3       | 102292201 | 5-9, 5-11, 5-13, 5-15                  | 102502452 | 1-7                   |
| 101928701 | 15-3, 17-5 | 102292356 | 1-11, 1-13, 13-9, 13-11                | 102502453 | 1-7                   |
| 101936101 | 15-5       | 102292701 | 1-13, 1-23                             | 102502501 | 1-7                   |
| 101942301 | 14-3       | 102292801 | 5-7                                    | 102504001 | 1-21                  |
| 101954301 | 1-19       | 102296020 | 1-7, 4-3, 7-11, 9-3, 9-5, 9-17         | 102504201 | 1-21                  |
| 101960501 | 3-7        | 102296040 | 7-11, 12-3                             | 102504301 | 1-21                  |
| 101963401 | 8-5        | 102296140 | 1-25, 1-27, 1-29                       | 102504802 | 1-13                  |
| 101972101 | 15-3       | 102296401 | 1-25, 1-27, 1-29                       | 102505401 | 1-3                   |
| 101972201 | 15-3       | 102296530 | 1-21                                   | 102505701 | 1-3, 6-9              |
| 101978601 | 15-5       | 102296601 | 1-23                                   | 102506401 | 6-13, 6-15, 6-17      |
| 101979101 | 7-19, 12-3 | 102296716 | 13-17                                  | 102508202 | 1-17                  |
| 101998501 | 1-19       | 102296819 | 1-11                                   | 102508401 | 13-7                  |
| 102022601 | 6-7        | 102296920 | 13-7                                   | 102508601 | 4-5                   |
| 102025801 | 9-7        | 102297125 | 9-17                                   | 102508901 | 1-25                  |
| 102051901 | 4-3, 4-7   | 102297230 | 1-21, 1-23, 9-9                        | 102508902 | 1-27                  |
| 102061201 | 17-7       | 102297901 | 5-7                                    | 102508903 | 1-29                  |
| 102155801 | 11-7       | 102298020 | 1-13, 1-15, 13-9, 13-11                | 102511101 | 13-7                  |
| 102186001 | 14-3       | 102298030 | 1-17, 1-23, 5-9, 5-11, 5-13, 5-15      | 102511601 | 1-25                  |
| 102186101 | 14-3       | 102298116 | 6-5, 8-13                              | 102511602 | 1-27                  |
| 102186201 | 14-3       | 102298130 | 6-5                                    | 102511603 | 1-29                  |
| 102186401 | 14-3       | 102298170 | 6-13, 6-15, 6-19                       | 102513501 | 1-31, 1-33            |
| 102186701 | 14-3       | 102298175 | 6-13, 6-15, 6-17                       | 102514702 | 9-3, 9-5              |
| 102186901 | 14-3       | 102298240 | 1-21, 1-43                             | 102515101 | 4-7                   |
| 102187101 | 14-3       | 102298401 | 1-3, 1-5, 1-31, 1-33, 6-13, 6-15, 6-17 | 102516901 | 1-17                  |
| 102187201 | 14-3       | 102298580 | 1-3, 6-13, 6-15                        | 102517001 | 1-21                  |
| 102196901 | 4-5        | 102298601 | 1-3, 6-13, 6-15                        | 102517601 | 4-3                   |
| 102199001 | 4-7        | 102298716 | 1-13, 1-23                             | 102517901 | 3-7                   |
| 102235201 | 14-3       | 102298720 | 4-3                                    | 102519301 | 3-5, 3-11             |
| 102240501 | 13-17      | 102298995 | 1-3                                    | 102521401 | 9-17                  |
| 102242101 | 8-5, 11-7  | 102299065 | 1-9, 1-31, 1-33, 1-41                  | 102521901 | 1-13                  |
| 102243402 | 17-5       | 102299360 | 1-31, 1-33                             | 102522901 | 4-5, 4-7              |
| 102243403 | 14-3       | 102299601 | 1-31, 1-33                             | 102526201 | 12-3                  |
| 102251501 | 17-5       | 102353201 | 6-11                                   | 102527801 | 4-3                   |
| 102274101 | 12-17      | 102353301 | 6-11                                   | 102528101 | 4-3                   |

# INDEX

|           |                       |           |                  |           |                            |
|-----------|-----------------------|-----------|------------------|-----------|----------------------------|
| 102528701 | 4-3                   | 102670701 | 6-17             | 103380202 | 5-3, 5-5                   |
| 102529201 | 4-3                   | 102704701 | 14-3             | 103384601 | 3-13                       |
| 102534201 | 1-5                   | 102704801 | 14-3             | 103384701 | 3-13                       |
| 102534404 | 1-7                   | 102704901 | 14-3             | 103384801 | 3-13                       |
| 102535101 | 4-3                   | 102732401 | 8-5              | 103388501 | 6-9                        |
| 102535201 | 4-3                   | 102771701 | 15-3             | 103395505 | 13-13                      |
| 102535301 | 4-3                   | 102803301 | 7-11             | 103397901 | 4-3                        |
| 102535401 | 4-3                   | 102838701 | 7-7              | 103402701 | 1-11                       |
| 102536601 | 4-5, 4-7              | 102838801 | 7-7              | 103414901 | 4-3                        |
| 102536602 | 4-7                   | 102838901 | 7-7              | 103449501 | 13-21                      |
| 102536603 | 4-5                   | 102839001 | 7-7              | 103449601 | 13-21                      |
| 102536604 | 4-7                   | 102839301 | 7-7              | 103459104 | 2-3                        |
| 102536605 | 4-5                   | 102841101 | 7-7              | 103470701 | 9-3, 9-5                   |
| 102538601 | 13-5                  | 102844601 | 7-7              | 103483101 | 5-3, 5-5                   |
| 102540301 | 8-9                   | 102844701 | 7-7              | 103483102 | 5-3, 5-5                   |
| 102541402 | 8-13                  | 102865901 | 13-17            | 103483201 | 5-3, 5-5                   |
| 102543902 | 1-9                   | 102878201 | 6-11             | 103483401 | 5-3, 5-5                   |
| 102544201 | 1-9, 1-31, 1-33, 1-41 | 102883602 | 1-7              | 103483601 | 5-3, 5-5                   |
| 102544301 | 4-3                   | 102886301 | 15-3             | 103483701 | 5-3, 5-5                   |
| 102551901 | 5-7                   | 102886401 | 15-3             | 103508101 | 8-5                        |
| 102552001 | 5-7                   | 102886501 | 15-3             | 103510602 | 13-13                      |
| 102554901 | 13-5                  | 102886601 | 15-3             | 103528701 | 5-7                        |
| 102555901 | 3-5, 3-11             | 102902801 | 15-3             | 103528702 | 5-7                        |
| 102557201 | 1-11                  | 102915601 | 1-11             | 103535001 | 5-7                        |
| 102558201 | 8-3, 9-17             | 102956201 | 6-9, 6-11        | 103572501 | 14-3                       |
| 102558301 | 9-17                  | 102958001 | 13-13            | 103582801 | 15-3                       |
| 102558501 | 9-17                  | 102967901 | 1-23             | 103597101 | 4-3                        |
| 102558601 | 9-17                  | 103146501 | 6-19             | 103635201 | 1-13                       |
| 102558701 | 9-17                  | 103196001 | 1-31, 1-33       | 103638601 | 6-11                       |
| 102559401 | 5-9, 5-11, 5-13, 5-15 | 103198401 | 7-13             | 103638701 | 6-11                       |
| 102559701 | 5-9, 5-11, 5-13, 5-15 | 103199301 | 1-31             | 103638702 | 6-11                       |
| 102559901 | 2-3                   | 103200301 | 1-31, 1-33       | 103638801 | 6-11                       |
| 102559902 | 2-3                   | 103205101 | 1-25, 1-27, 1-29 | 103638901 | 1-3                        |
| 102562401 | 17-3                  | 103205501 | 3-7, 7-13        | 103647402 | 13-9, 13-11                |
| 102565201 | 6-7                   | 103210101 | 1-25, 1-27, 1-29 | 103647403 | 13-9, 13-11                |
| 102566001 | 6-7                   | 103325001 | 1-5, 4-3         | 103679701 | 6-7                        |
| 102569302 | 2-3                   | 103327601 | 1-21             | 103694501 | 2-3                        |
| 102570401 | 17-7                  | 103347101 | 7-7              | 103699401 | 1-21                       |
| 102571202 | 13-11                 | 103347301 | 7-7              | 103700302 | 4-9                        |
| 102572401 | 4-5                   | 103347601 | 7-7              | 103724501 | 6-3                        |
| 102581201 | 1-41                  | 103347701 | 7-7              | 103724601 | 6-3                        |
| 102587201 | 17-5                  | 103347801 | 7-7              | 103724901 | 6-3                        |
| 102588501 | 6-13, 6-15, 6-17      | 103347901 | 7-7              | 103725601 | 1-33                       |
| 102588601 | 6-9                   | 103350801 | 13-9, 13-11      | 103742304 | 6-15, 6-17                 |
| 102594301 | 5-7                   | 103357701 | 13-9, 13-11      | 103742305 | 6-13                       |
| 102594801 | 5-9, 5-11, 5-13, 5-15 | 103367901 | 13-17            | 103750001 | 1-31, 1-33, 1-41           |
| 102594901 | 5-9, 5-11, 5-13, 5-15 | 103368301 | 13-9, 13-11      | 103750101 | 1-31, 1-33, 1-41           |
| 102595201 | 5-9, 5-11, 5-13, 5-15 | 103368401 | 13-9, 13-11      | 103756401 | 9-9                        |
| 102595301 | 5-9, 5-11, 5-13, 5-15 | 103372101 | 9-3, 9-5         | 103765601 | 13-9, 13-11                |
| 102595401 | 5-9, 5-11, 5-13, 5-15 | 103372401 | 9-9              | 103774701 | 13-13                      |
| 102595502 | 5-9, 7-3              | 103374801 | 13-9, 13-11      | 103774801 | 1-33                       |
| 102595901 | 5-9, 5-11, 5-13, 5-15 | 103375301 | 13-9, 13-11      | 103775201 | 1-33                       |
| 102596001 | 5-9, 5-11, 5-13, 5-15 | 103375402 | 13-5             | 103775601 | 1-33                       |
| 102596301 | 5-11, 5-13, 5-15      | 103375702 | 13-5             | 103777601 | 5-9, 5-11, 5-13, 5-15, 7-3 |
| 102617201 | 8-5, 10-3             | 103375901 | 4-3              | 103783001 | 3-11, 6-3                  |
| 102617801 | 12-17                 | 103380201 | 5-3, 5-5         | 103783002 | 3-5, 6-3                   |

# INDEX

|           |                       |           |                        |           |                  |
|-----------|-----------------------|-----------|------------------------|-----------|------------------|
| 103795001 | 9-17                  | 103982301 | 13-17                  | 105010601 | 8-23             |
| 103802402 | 4-13                  | 103983501 | 9-13                   | 105010701 | 8-23             |
| 103810201 | 6-5                   | 103984601 | 11-5                   | 105010801 | 8-19             |
| 103812901 | 1-23                  | 103989501 | 12-17                  | 105010901 | 8-19, 9-13       |
| 103813001 | 1-23                  | 103990503 | 1-3                    | 105011001 | 8-23             |
| 103826201 | 6-7                   | 103990601 | 1-3                    | 105011101 | 8-23             |
| 103826301 | 6-7                   | 103991501 | 4-5                    | 105011201 | 8-23             |
| 103832901 | 1-19                  | 103995001 | 12-17                  | 105011301 | 8-23             |
| 103833601 | 1-19                  | 103995901 | 8-11                   | 105011401 | 8-23             |
| 103833701 | 1-19                  | 104005301 | 7-9                    | 105011501 | 8-23             |
| 103833801 | 1-19                  | 104005901 | 13-15                  | 105011601 | 8-23             |
| 103833901 | 1-19                  | 104006101 | 13-15                  | 105011701 | 8-23             |
| 103853121 | 1-21                  | 104008001 | 1-25                   | 105011801 | 8-23             |
| 103853122 | 1-21                  | 104008002 | 1-27                   | 105011901 | 8-19             |
| 103874111 | 5-15                  | 104008003 | 1-29                   | 105012001 | 8-19             |
| 103879701 | 12-11                 | 104008501 | 1-31                   | 105012101 | 8-19             |
| 103881201 | 1-33                  | 104008502 | 1-33                   | 105012201 | 8-19             |
| 103882801 | 8-5                   | 104008901 | 1-31                   | 105012301 | 8-19             |
| 103886601 | 12-5                  | 104008902 | 1-33                   | 105012501 | 8-23             |
| 103896606 | 9-9                   | 104021701 | 12-17                  | 105012601 | 8-11, 8-17, 8-19 |
| 103905201 | 9-3, 9-5              | 104023201 | 13-5                   | 105012701 | 8-25             |
| 103921601 | 6-13, 6-15            | 104023421 | 1-19                   | 105012801 | 8-25             |
| 103921602 | 6-13, 6-15            | 104023422 | 1-19                   | 105012901 | 8-25             |
| 103923601 | 1-5, 4-3              | 104023501 | 9-15, 12-9             | 105013001 | 8-25             |
| 103924301 | 4-7                   | 104024001 | 13-5                   | 105013101 | 8-25             |
| 103924401 | 4-7                   | 104024201 | 16-3, 16-11            | 105013201 | 8-25             |
| 103924801 | 7-5, 13-5             | 104024202 | 16-11                  | 105013301 | 8-25             |
| 103926603 | 1-3                   | 104024401 | 16-11                  | 105013401 | 8-25             |
| 103929301 | 1-21                  | 104024402 | 16-11                  | 105013501 | 8-25             |
| 103929302 | 1-21                  | 104024501 | 16-3, 16-5, 16-7, 16-9 | 105013601 | 8-25             |
| 103933902 | 4-3                   | 104024601 | 16-3, 16-5, 16-7, 16-9 | 105013701 | 8-25             |
| 103935601 | 6-11                  | 104025101 | 11-7                   | 105013801 | 8-25             |
| 103943401 | 5-15, 13-3            | 104027101 | 12-17                  | 105013901 | 8-25             |
| 103944301 | 9-3, 9-5              | 104028501 | 16-11                  | 105014001 | 8-25             |
| 103951002 | 2-3                   | 104028502 | 16-11                  | 105014101 | 8-25             |
| 103951501 | 12-17                 | 104028601 | 16-11                  | 105014201 | 8-21             |
| 103952901 | 1-21                  | 104028602 | 16-11                  | 105014301 | 8-21             |
| 103953301 | 7-7                   | 104028901 | 16-3, 16-5, 16-7, 16-9 | 105014401 | 8-21             |
| 103964901 | 6-13, 6-15            | 104029001 | 16-3, 16-5, 16-7, 16-9 | 105014501 | 8-21             |
| 103965001 | 6-13, 6-15            | 104029601 | 16-3, 16-5             | 105014601 | 8-21             |
| 103973901 | 11-5                  | 104029602 | 16-7                   | 105014701 | 8-21             |
| 103974002 | 11-7                  | 104029603 | 16-9                   | 105014801 | 8-21             |
| 103974201 | 11-5                  | 105003601 | 16-3, 16-5, 16-7, 16-9 | 105014901 | 8-21             |
| 103974401 | 11-5                  | 105003701 | 16-3, 16-5, 16-7, 16-9 | 105015001 | 8-21             |
| 103974815 | 5-9                   | 105005001 | 13-17                  | 105015101 | 8-21             |
| 103974821 | 5-11, 5-13            | 105005402 | 1-15                   | 105015201 | 8-21             |
| 103974901 | 5-9, 5-11, 5-13, 5-15 | 105008101 | 7-5                    | 105015301 | 8-21             |
| 103975011 | 5-15                  | 105008301 | 7-5                    | 105015401 | 8-21             |
| 103975301 | 11-7                  | 105009001 | 9-17                   | 105015501 | 8-21             |
| 103976101 | 11-5                  | 105009201 | 9-17                   | 105015601 | 8-21             |
| 103978001 | 9-15                  | 105010001 | 8-23                   | 105015701 | 8-21             |
| 103978801 | 1-21                  | 105010101 | 8-19                   | 105015801 | 8-21             |
| 103979301 | 12-17                 | 105010201 | 8-19                   | 105015901 | 8-21             |
| 103979401 | 8-5                   | 105010301 | 8-19                   | 105016001 | 8-15, 8-21       |
| 103982002 | 9-15                  | 105010401 | 8-23                   | 105016101 | 9-13             |
| 103982201 | 8-5                   | 105010501 | 8-23                   | 105016201 | 9-13             |

# INDEX

|           |       |           |                   |           |                        |
|-----------|-------|-----------|-------------------|-----------|------------------------|
| 105016301 | 9-13  | 105028501 | 12-11             | 105075301 | 8-13                   |
| 105016401 | 9-13  | 105028601 | 12-13             | 105076201 | 10-3                   |
| 105016501 | 9-13  | 105028701 | 12-13             | 105081501 | 7-5                    |
| 105016701 | 8-11  | 105028801 | 12-13             | 105081601 | 7-5                    |
| 105016801 | 8-11  | 105028901 | 12-13             | 105084801 | 8-13                   |
| 105016901 | 8-11  | 105029001 | 12-13             | 105092301 | 16-3, 16-5, 16-7, 16-9 |
| 105017001 | 8-11  | 105029101 | 12-13             | 105093101 | 16-3, 16-5, 16-7, 16-9 |
| 105017101 | 8-11  | 105029201 | 12-13             | 105095201 | 16-3                   |
| 105017201 | 9-11  | 105029301 | 12-15             | 105096101 | 11-5                   |
| 105017301 | 8-15  | 105029401 | 12-15             | 105102601 | 7-19                   |
| 105017401 | 8-15  | 105029501 | 12-15             | 105114802 | 7-15                   |
| 105017501 | 8-15  | 105029601 | 12-15             | 105116301 | 5-15, 13-3             |
| 105017601 | 8-15  | 105029701 | 12-15             | 105123801 | 16-3, 16-5, 16-7, 16-9 |
| 105017701 | 8-15  | 105029801 | 12-15             | 105134601 | 8-5                    |
| 105017901 | 8-15  | 105029901 | 12-15             | 105135101 | 9-15, 12-7             |
| 105018001 | 8-17  | 105030001 | 12-11             | 105136501 | 7-13                   |
| 105018101 | 8-17  | 105030301 | 12-15             | 105137401 | 13-5                   |
| 105018201 | 8-17  | 105030401 | 12-15             | 105138301 | 13-9, 13-11            |
| 105018301 | 8-17  | 105030501 | 12-15             | 105142401 | 2-3                    |
| 105018401 | 8-17  | 105030601 | 12-15             | 105142501 | 4-3                    |
| 105018501 | 8-19  | 105030701 | 12-11             | 105142502 | 4-3                    |
| 105025001 | 12-11 | 105030801 | 12-15             | 105143301 | 7-5, 9-3, 9-5          |
| 105025101 | 12-11 | 105030901 | 12-13             | 105144401 | 9-15, 12-9             |
| 105025201 | 12-11 | 105031001 | 12-15             | 105149301 | 8-5                    |
| 105025301 | 12-11 | 105037101 | 4-7               | 105152301 | 4-5                    |
| 105025401 | 12-11 | 105037501 | 12-3              | 105161701 | 7-5, 7-7               |
| 105025501 | 12-11 | 105037601 | 12-3              | 105166801 | 13-15                  |
| 105025601 | 12-11 | 105037701 | 12-3              | 105166901 | 13-15                  |
| 105025701 | 12-11 | 105038501 | 12-3              | 105167001 | 13-15                  |
| 105025801 | 12-11 | 105038801 | 12-5              | 105167101 | 13-15                  |
| 105025901 | 12-11 | 105039801 | 12-3              | 105168501 | 13-15                  |
| 105026001 | 12-11 | 105040401 | 12-3              | 105168601 | 13-15                  |
| 105026101 | 12-11 | 105040901 | 12-7              | 105187901 | 6-11                   |
| 105026201 | 12-11 | 105041101 | 12-3              | 105188185 | 6-13, 6-15, 6-17       |
| 105026301 | 12-11 | 105043401 | 9-7               | 105188701 | 6-17                   |
| 105026401 | 12-11 | 105043601 | 9-3, 9-5          | 105190101 | 7-7                    |
| 105026501 | 12-11 | 105043801 | 9-7               | 105209601 | 17-5                   |
| 105026601 | 12-11 | 105043901 | 9-7               | 105215501 | 9-5                    |
| 105026701 | 12-11 | 105049001 | 6-5               | 105215502 | 9-3                    |
| 105026801 | 12-11 | 105066001 | 12-15             | 105228801 | 7-5                    |
| 105026901 | 12-11 | 105066101 | 12-15             | 105234501 | 17-5                   |
| 105027001 | 12-11 | 105067501 | 3-7               | 105234502 | 17-5                   |
| 105027101 | 12-11 | 105068201 | 16-11             | 105234801 | 12-11, 12-13           |
| 105027201 | 12-11 | 105068202 | 16-11             | 105234901 | 12-11, 12-13           |
| 105027301 | 12-11 | 105068301 | 16-11             | 105237399 | 7-11                   |
| 105027401 | 12-13 | 105068302 | 16-11             | 105245801 | 11-3                   |
| 105027501 | 12-13 | 105068401 | 16-11             | 105255501 | 7-5                    |
| 105027601 | 12-13 | 105068402 | 16-11             | 105255601 | 7-5                    |
| 105027701 | 12-13 | 105068601 | 6-5               | 105262401 | 8-5                    |
| 105027801 | 12-13 | 105070101 | 16-3, 16-5, 16-11 | 105268101 | 7-15                   |
| 105027901 | 12-13 | 105070102 | 16-7, 16-11       | 105282901 | 9-7                    |
| 105028001 | 12-13 | 105070103 | 16-9, 16-11       | 105282902 | 9-7                    |
| 105028101 | 12-15 | 105070501 | 3-9               | 105282903 | 9-7                    |
| 105028201 | 12-13 | 105072201 | 9-3, 9-5          | 105284801 | 9-9                    |
| 105028301 | 12-11 | 105073001 | 9-7               | 105291501 | 1-13                   |
| 105028401 | 12-13 | 105074101 | 12-3              | 105298701 | 7-15                   |

# INDEX

- 105298801 7-15
  - 105314001 1-13
  - 105314101 1-13
  - 47539338001 7-9
  - 47539956001 8-3, 8-15
  - 47539957001 10-3
  - 47540040001 8-19
  - 47542195001 5-3, 5-5
  - 47546044001 9-3, 9-5
  - 47560030001 13-19
  - 47560464001 9-9
  - 47563300001 1-43
  - 47563300002 1-43
  - 47563301001 1-43
  - 47563302001 1-43
  - 47563303001 1-43
  - 47563304001 1-43
  - 47563305001 1-43
  - 47563306001 1-45
  - 47563307001 1-45
  - 47564782001 1-43
  - 47564783001 1-43
  - 47564784001 1-43
  - 47564785001 1-43
  - 47564786001 1-43
  - 47564787001 1-43
  - 47564787002 1-43
  - 47564886021 1-45
  - 47564886022 1-45
  - 47564886024 1-45
  - 47564886025 1-45
  - 47564887021 1-45
  - 47564887022 1-45
  - 47564887024 1-45
  - 47564887025 1-45
  - 47564890001 8-9
  - 47568658001 7-5
  - 47568672001 1-43
  - 47568673001 1-43
  - 47568674001 1-43
  - 47568674002 1-43
  - 47568675001 1-43
  - 47568676001 1-43
  - 47568677001 1-43
  - 47570464001 1-35
  - 47570464002 1-37
  - 47570464003 1-39
  - 47576196001 6-17
  - 47576649001 6-19
  - 47576650001 6-19
  - 47576651001 6-19
  - 47576652001 6-19
  - 47576652002 6-19
  - 47577864001 6-19
  - 47577865001 6-19
  - 47578327001 1-43
  - 47579096001 6-13, 6-15, 6-17
  - 47579669001 1-5
  - 47581051001 1-43
  - 47582821001 1-35, 1-37, 1-39
  - 47582821002 1-35, 1-37, 1-39
  - 47583112001 1-35, 1-37, 1-39
  - 47583296001 1-7
  - 47583296002 1-7
  - 47583297001 1-23
  - 47583297002 1-23
  - 47583665001 6-17
  - 47583666001 6-17
  - 47583795001 8-7
  - 47583912001 6-17
  - 47584184001 8-7
  - 47587701001 8-7
  - 47587715001 7-17
  - 47592811001 1-43
  - 47592812001 1-41
  - 47594727001 4-3
  - 47604229001 7-17
  - 47604230001 13-19
  - 47627146001 4-11
  - 47627947001 4-11
  - 47627948001 4-11
  - 47628823001 4-11
  - 47631859001 4-11
  - 47632459001 4-11
  - 47632461001 4-11
  - 47633509001 4-11
  - 47634631001 4-11
  - 47643352001 4-3
  - 47643352002 4-3
  - 96741046 8-5
- ## A
- A-arm, three-piece 6-9
  - absorber, front shock 6-9
  - absorber, rear shock 6-13, 6-15, 6-17
  - AC cord 16-3, 16-11
  - accelerator cable 9-15
  - accelerator pedal 5-9, 5-11, 5-13, 5-15, 7-3
  - accelerator pedal adjustment tool 17-3
  - access panel 1-23
  - adapter
    - air intake 9-13
    - cable (IQDM) 17-5
  - adhesive, guide ring 17-3
  - air cleaner assembly 9-17
  - air deflector 8-13
  - air filter 8-3, 9-17
  - air filter canister evacuation valve 9-17
  - air intake adapter 9-13
  - air intake cover 9-17
  - air intake hose 9-17
  - AM1285701 17-5
- ## B
- arbor 17-3
  - arm
    - governor 9-15, 12-9
  - armature 14-3
  - armrest 1-19
  - assembly
    - brake lever 5-3, 5-5
    - drive hub 11-5
    - driven clutch 11-7
    - frame and field (motor) 14-3
    - fuel cap 9-3, 9-5
    - fuel pump 9-7
    - moveable-face 11-5, 11-7
    - secondary clutch weight 11-5
  - axle 15-3
  - axle guard 15-5
  - axle shaft 12-15
  - axle shaft oil seal 15-3
  - axle tube 12-15, 15-3
- ## B
- backing plate, brake 5-3, 5-5
  - backrest 1-45
  - backrest, beige 1-21
  - backrest, white 1-21
  - baffle
    - crankcase 8-11
  - bag hoop 1-21
  - bag strap 1-21
  - bag strap buckle 1-21
  - balance shaft 8-25
  - ball bearing 7-7, 12-13, 12-15
  - ball joint, inner 6-7
  - barrel, plastic 1-21, 5-9, 5-11, 5-13, 5-15, 13-11
  - battery
    - 8-volt, GC8 Type E 13-9, 13-11
  - battery bucket 13-9, 13-11
  - battery charger 16-3, 16-5, 16-7, 16-9
  - battery clamp 7-11
  - battery cross rod tube 13-9, 13-11
  - battery discharge machine 17-3
  - battery hold-down 13-9, 13-11
  - battery terminal protector spray 17-3
  - battery thermometer 17-3
  - battery, 12-volt, top-post 7-11
  - bead, ferrite 13-21
  - bearing 15-3
    - balance shaft 8-23
    - ball 7-7, 12-13, 12-15
    - ball (motor) 14-3
    - crankshaft 8-23
    - inner axle tube 15-3
    - thrust 12-11
  - bearing and oil seal remover 17-3
  - bearing driver set 17-3
  - bearing puller 17-3

# INDEX

- bearing puller wedge 17-3
  - beauty panel, front 1-7
  - beauty panel, rear 1-23
  - bellows, steering 6-7
  - belt, drive 11-3
  - belt, starter/generator 7-9
  - body
    - front 1-7
    - rear 1-23
    - under 1-13
  - body kick plate 1-15
  - body kick plate (ele) 1-17
  - bolt
    - battery, "S" hold-down 13-9, 13-11
  - boot, switch 7-13, 13-7
  - bottom, seat 1-45
  - bracket
    - accel.cable 9-15, 12-7
    - camera 4-11
    - canopy support 1-31, 1-33
    - carbon canister 9-9
    - clamshell 1-13
    - equalizer 5-7
    - FNR cable 9-15, 12-7
    - governor 9-15, 12-9
    - mounting, starter/generator 8-5
    - mounting, transaxle/exhaust 8-5
    - shock mounting, drv 6-13, 6-15
    - shock mounting, pas 6-13, 6-15
    - snubber 8-7, 8-9
    - starter/generator adjusting 7-9
  - Bracket, Seat Back, Front, Top, CSMR 1-43
  - brake adjusting mechanism 5-3, 5-5
  - brake backing plate 5-3, 5-5
  - brake cable 5-7
  - brake cluster 5-3, 5-5
  - brake drum 5-3, 5-5
  - brake lever 5-3, 5-5
  - brake pedal 5-9, 5-11, 5-13, 5-15
  - brake rod 5-9, 5-11, 5-13, 5-15
  - brake self-adjusting mechanism 5-3, 5-5
  - brake shoe 5-3, 5-5
  - brake spring 5-3, 5-5
  - breather 12-11, 15-3
  - breather hose 9-13
  - brow 1-7
  - brow cap 1-7
  - brush 14-3
  - brush box assembly 14-3
  - brush cover kit, starter/generator 7-7
  - brush inspection port cover 7-7
  - brush rigging 14-3
  - brush spring 7-7, 14-3
  - brush spring set 7-7
  - brush spring, starter/generator 7-7
  - brush terminal, starter/generator 7-7
  - bucket, battery 13-9, 13-11
  - bucket, gas vehicle 9-3, 9-5
  - buckle, bag strap 1-21
  - bulb, headlight 4-3
  - bulb, turn signal 4-3
  - bumper
    - drive unit (motor) 14-3
    - jounce 6-17
  - Bumper, Shock Plug 1-5, 4-3
  - bushing 6-9, 6-11, 6-19, 11-5, 12-3
    - urethane 6-13, 6-15, 6-17
  - button, drive 11-7
  - buzzer, reverse 4-5, 4-7
  - C**
  - cable
    - accelerator 9-15
    - brake 5-7
    - FNR shifter 12-5
    - governor 9-15
  - calibration test module 17-3
  - cam
    - driven clutch 11-7
  - cam, engine 8-21
  - cam, neutral lockout 12-3
  - camera 4-11
  - camshaft 8-21
  - camshaft o-ring 8-21
  - canister, carbon, fuel tank 9-9
  - canopy 1-25, 1-27, 1-35, 1-39
  - canopy drain cover 1-25, 1-27, 1-29
  - canopy handle 1-25, 1-27
  - canopy strut, front, lh 1-31, 1-33, 1-41
  - canopy strut, front, rh 1-31, 1-33, 1-41
  - canopy support 1-31, 1-33
  - canopy support bracket, drv 1-21
  - canopy support bracket, pas 1-21
  - canopy support cover, drv 1-9, 1-31, 1-33, 1-41
  - canopy support cover, pas 1-9, 1-31, 1-33, 1-41
- cap
  - dust 4-5
  - front hub 6-11
  - fuel, gas, ratchet 9-3, 9-5
  - key switch 4-5, 4-7
  - rubber 12-17
- cap, hub, 7 prong 2-3
- cap, SAM 1-9
- carbon canister 9-9
- carbon canister bracket 9-9
- card, safety first 17-5
- case
  - gear 15-3
  - transaxle 12-11
- CE mark battery bucket plug kit 13-11
- CE mark decal 13-11
- CE mark ferrite bead, Fair-rite 13-21
- CE mark ferrite bead, TDK 13-21
- center shaft 12-13
- chain, timing 8-21
- charger bezel tool 17-3
- charger receptacle 13-5
- charger, battery, Hi-Freq 16-3, 16-5, 16-7, 16-9
- clamp
  - battery 7-11
  - hose 9-3, 9-5, 9-9, 9-17
  - leaf spring 6-11
  - p- (fuel filter) 8-13, 9-15
- clamshell bracket 1-13
- clip
  - body trim 1-13, 1-23
  - retainer plate 8-19
- clip, piston pin 8-25
- clip, score card 6-3
- cluster, brake 5-3, 5-5
- clutch
  - pin 12-13
- clutch cam installation tool 17-3
- clutch repair kit 11-7
- clutch tool kit 17-3
- clutch weight 11-5
- clutch, drive 11-5
- clutch, driven 11-7
- coil, ignition 8-15
- collar 12-13
- collet 8-21
- component mounting plate 13-17
- compression gauge 17-5
- compressor, piston ring 17-5
- compressor, valve spring 17-7
- connecting rod 8-25
- continuity tester 17-5
- controller diagnostic tool (CDT) 17-5
- controller diagnostic tool (CDT) cable 17-5
- controller shield 13-17
- controller, motor speed
  - Excel w/Hi-Freq 13-17
- cooling fan 8-11
- cord set, DC 16-3, 16-5, 16-7, 16-9, 16-11
- cord, AC 16-3, 16-11
- counter shaft 12-13
- cover
  - air intake 9-17
  - brush inspection port 7-7
  - canopy drain 1-25, 1-27, 1-29
  - crankcase 8-23
  - DC terminal block 16-3, 16-5, 16-7, 16-9
  - dust 5-3, 5-5
  - fan 8-11
  - support, canopy, drv 1-9, 1-31, 1-33, 1-41
  - support, canopy, pas 1-9, 1-31, 1-33, 1-41
  - USB 16-3, 16-5, 16-7, 16-9
- cover plate 14-3

# INDEX

cover, rocker 8-19  
cover, steering column 4-3  
cover, valve 8-19  
crankcase 8-23  
crankcase baffle 8-11  
crankcase cover 8-23  
crankshaft 8-25  
cushion, shock absorber 6-13, 6-15, 6-17  
cylinder head 8-19

## D

dash 1-11  
dash support assembly 1-3, 6-9  
DC cord set 16-3, 16-5, 16-7, 16-9, 16-11  
decals 3-9  
    CE mark 13-11  
    engine warning 8-11  
    filter log 13-15  
    four-passenger warning 3-3  
    frame ground warning 3-7  
    inspect log 13-15  
    maintenance/operate switch 3-7, 7-13  
    on/off 3-5, 3-11  
    operating instructions 3-5, 3-11, 6-3  
    private speed mode 3-5, 3-11  
    rollover warning 3-5, 3-11  
    rotating parts 3-7  
    Run/Tow warning 3-13  
    warning 3-13  
    warning, Run/Tow 3-13  
    water exposure 3-13

## deflector

air 8-13

## deionizer 13-15

cartridge 13-15

## differential 12-15

open 12-15

## differential drive unit 15-3

## differential gear 15-3

## differential gear set 12-15

## differential guard 15-5

## differential housing 15-3

## differential shaft 12-15

## diode 7-5

## dipstick 8-23

## drain plug 8-23, 12-11

## drain plug gasket 8-23

## drain plug, rubber 7-7

## drive belt 11-3

## drive button 11-7

## drive clutch 11-5

## drive clutch button 11-5

## drive clutch holder tool 17-3

## drive clutch hub puller 17-3

## drive clutch puller 17-3

## drive clutch spring 11-5

## drive clutch weight 11-5

## drive hub 11-5

## drive unit bumper 14-3

## drive unit guard 15-5

## driven clutch 11-7

## driven clutch button 11-7

## driven clutch cam 11-7

## driven clutch cam puller 17-3

## driven clutch puller plug 17-3

## driver, drive clutch 11-5

## drum, brake 5-3, 5-5

## dry moly lubricant 17-5

## dual snubber 8-7

## dust cap 4-5

## dust cover 5-3, 5-5

## dust seal 6-7

## E

## ECU 9-11

## end cap, motor 14-3

## end, tie rod 6-7

## engine

air cleaner 9-17

air deflector 8-13

air filter 8-3, 9-17

air intake hose 9-17

balance shaft 8-25

bearing, balance shaft 8-23

bearing, crankshaft 8-23

breather hose 9-13

cam 8-21

camshaft 8-21

camshaft O-ring 8-21

connecting rod 8-25

crankcase 8-23

crankcase baffle 8-11

crankcase cover 8-23

crankcase plug 8-23

crankshaft 8-25

crankshaft key 8-25

cylinder head 8-19

dipstick 8-23

drain plug gasket 8-23

ECU 9-11

exhaust valve 8-21

fan 8-11

fan housing 8-11

flywheel 8-15

fuel injector 9-11

guide pin 8-23

head gasket 8-19

ignition coil 8-15

insulator, throttle body 9-13

intake valve 8-21

oil drain plug 8-23

oil filler tube 8-23

## oil filler tube O-ring 8-23

## oil level sensor 8-17

## oil seal 8-23

## piston 8-25

## piston pin 8-25

## piston pin clip 8-25

## piston ring set 8-25

## retainer plate 8-19

## retainer plate clip 8-19

## rocker arm 8-21

## rocker cover 8-19

## rocker shaft 8-21

## spark plug 8-3, 8-15

## temperature sensor 8-17

## throttle body 9-11

## timing chain 8-21

## timing chain guide 8-21

## timing chain sprocket 8-21

## timing chain tensioner 8-21

## valve collet 8-21

## valve guide 8-19

## valve seal 8-19

## valve spring 8-21

## valve spring retainer 8-21

## warning decal 8-11

## engine warning decal 8-11

## engine, EX40 8-5

## equalizer 5-7

## exhaust system 10-3

## exhaust valve 8-21

## F

## face, moveable 11-7

## fan

cooling 8-11

## fan cover 8-11

## fan housing 8-11

## fascia 1-7

## ferrite bead (CE), Fair-rite 13-21

## ferrite bead (CE), TDK 13-21

## field coil housing 7-7

## filter

air 8-3, 9-17

fuel 9-7

## floor cover plate 5-9, 5-11, 5-13, 5-15

## floormat 1-13

## flywheel 8-15

## FNR handle 12-3

## FNR housing 13-7

## FNR shift lever 12-7

## FNR shifter base 12-3

## FNR shifter cable 12-5

## fold down seat 1-43

## frame and field assembly (motor) 14-3

## frame and field, starter/generator 7-7

## front body beauty panel 1-7



# INDEX

front hub 6-11  
front suspension structure 6-9  
fuel filter 9-7  
Fuel Filter Kit 9-7  
fuel injector 9-11  
fuel line 9-9  
Fuel Module, Hold-Down Ring 9-7  
Fuel Pump 9-7  
fuel pump 9-7  
fuel tank 9-3, 9-5  
fuse  
    10-amp 7-5  
    15-amp 13-5  
    2-amp 7-5, 13-5  
    30-amp 13-5  
    5-amp 7-5

## G

gas pedal assembly, anodized 5-11, 5-13  
gas pedal assembly, anodized triac 5-9  
gasket 12-11  
    air intake 9-17  
    drain plug 8-23  
    insulator 9-13  
    liquid 15-3, 17-5  
    plug 15-3  
    seat 1-19  
gasket, head 8-19  
gauge, compression 17-5  
gear  
    17 tooth 12-13  
    34 tooth 12-13  
    52 tooth 12-13  
    60 tooth 12-15  
    62 tooth 12-13  
    differential 15-3  
    differential idler 15-3  
    differential output 15-3  
    governor 12-11  
    governor, 34 tooth 12-13  
    set, differential 12-15  
gear yoke 17-5  
gearcase 15-3  
governor arm 9-15, 12-9  
governor cable 9-15  
governor gear shaft 12-11  
governor shaft 12-11  
grip, pencil 6-3  
grommet 9-3, 9-5  
guard, differential 15-5  
guide  
    valve 8-19  
guide pin 8-23, 12-11  
guide ring adhesive 17-3  
guide, timing chain 8-21

## H

handle, canopy 1-27  
handle, FNR 12-3  
harness, instrument panel 4-3, 4-5, 7-5  
harness, wire 4-3, 7-5, 13-5  
harness, wire, gas engine-ECU 7-5  
harness, wire, gas IP 7-5  
head gasket 8-19  
head, cylinder 8-19  
headlamp 4-3  
headlight bulb 4-3  
hinge 13-9, 13-11  
    seat bottom 1-19  
hinge, seat bottom 1-19  
hip restraint 1-19  
hold-down, battery 13-9, 13-11  
hoop, bag 1-21  
horn 4-3  
hose  
    air intake 9-17  
    engine breather 9-13  
    fuel vent 9-9  
    SPWS 13-13  
    vent 9-9  
housing  
    3-pin 14-3  
    differential 15-3  
    fan 8-11  
    field coil 7-7  
hub 6-11, 12-17  
hub cap 2-3, 6-11  
hub cap, 7 prong 2-3  
hub, front 6-11  
hydrometer 17-5

## I

idler gear, differential 15-3  
ignition coil 8-15  
indicator, charger 4-5  
inner ball joint 6-7  
inner frame snubber 8-9  
input shaft 12-13, 15-3  
instrument panel 4-5, 4-7  
instrument panel harness 4-3, 4-5, 7-5  
insulator 9-13  
insulator gasket 9-13  
intake cover 9-17  
intake valve 8-21  
intermediate shaft 15-3  
internal retaining ring pliers 17-5  
isolator, shock damper 6-13, 6-15, 6-17

## J

J-clip 1-3, 6-13, 6-15  
jounce bumper 6-17

## K

key  
    driven clutch 11-7  
    On/Off 4-5, 4-7  
    square 11-7  
key switch 4-5, 4-7  
key switch cap 4-5, 4-7  
key, crankshaft 8-25  
kick plate 1-15  
kick plate (ele) 1-17  
king pin 6-11  
kit  
    3-pin housing 14-3  
    ball joint, inner 6-7  
    bellows, steering, sona 6-7  
    brake cable 5-7  
    brake shoe retainer 5-3, 5-5  
    canopy hardware 1-35, 1-37, 1-39  
    CE battery bucket plug 13-11  
    clutch repair 11-7  
    controller diagnostic tool (CDT) 17-5  
    deflector, air 8-13  
    drive clutch button 11-5  
    drive clutch weight 11-5  
    driven clutch button 11-7  
    front hub replacement 6-11  
    hand pump, SPWS 13-15  
    hub cap 2-3  
    motor brush 14-3  
    motor brush spring 14-3  
    motor cover plate 14-3  
    motor speed sensor 14-3  
    motor terminal hardware 14-3  
    relay, 48V 4-3  
    SAM assembly 1-21  
    seat bottom 1-19  
    shock absorber 6-13, 6-15  
    shock absorber cushion 6-13, 6-15  
    shoe retainer 5-3, 5-5  
    underbody cover 1-9  
Kit, Front Struts 1-41  
knob, light switch 4-3, 4-7

## L

leaf spring, rear 6-13, 6-15, 6-17  
lever  
    transaxle shift 12-7  
light  
    oil 4-7  
    water quality 13-15  
light switch 4-3, 4-7  
light switch knob 4-3, 4-7  
limit switch 7-19, 12-3  
line, fuel 9-9  
liquid gasket 15-3, 17-5

# INDEX

low oil warning light 4-7  
lubricant, dry moly 17-5  
lubricant, moly-teflon 14-3, 17-5  
lug nut 2-3  
lug stud 6-11, 12-17, 15-3

## M

magnet, speed sensor 14-3  
mat, floor 1-13  
MCOR 5-15, 13-3  
mechanism, brake adjusting 5-3, 5-5  
meter, volt ohm 17-7  
module  
    calibration test 17-3  
moly-teflon lubricant 17-5  
motor  
    48-volt IQ 14-3  
motor brush kit 14-3  
motor brush spring kit 14-3  
motor bumper 14-3  
motor end cap 14-3  
motor magnet, speed sensor 14-3  
motor speed controller  
    Excel w/Hi-Freq 13-17  
motor speed sensor 14-3  
motor speed sensor kit 14-3  
motor terminal hardware kit 14-3  
motor wire harness 13-5  
mounting plate, component 13-17  
moveable-face 11-5, 11-7

## N

neutral lockout cam 12-3  
nut, lug 2-3

## O

oil filler tube 8-23  
oil level sensor 8-17  
oil seal 8-23, 12-11  
oil warning light, low 4-7  
O-ring 8-21, 8-23  
O-ring Kit, Fuel Module 9-7  
O-Ring, Fuel Module 9-7

## P

paint, underbody (black) 17-5  
panel  
    access 1-23  
    front body beauty 1-7  
    rear body beauty 1-23  
    SAM 1-21  
panhard 6-19  
park brake release, anod 5-9, 5-11, 5-13, 5-15,  
    7-3  
p-clamp (fuel filter) 8-13, 9-15

pedal assembly, gas, anodized 5-11, 5-13  
pedal assembly, gas, anodized triac 5-9  
pedal, accelerator 5-9, 5-11, 5-13, 5-15, 7-3  
pedal, brake 5-9, 5-11, 5-13, 5-15  
pencil grip 6-3  
pin

    bow tie locking 5-7  
    clevis 5-7  
    differential 12-15  
    guide 8-23, 12-11  
    input shaft 12-13  
    king 6-11  
    piston 8-25  
piston 8-25  
piston pin 8-25  
piston pin clip 8-25  
piston ring 8-25  
piston ring compressor 17-5  
piston ring pliers 17-5  
piston ring set 8-25  
plate  
    backing (brake) 5-3, 5-5  
    component mounting 13-17  
    cover 14-3  
    floor cover 5-9, 5-11, 5-13, 5-15  
    kick 1-15  
    kick(ele) 1-17  
    mounting, CVT, center 8-5  
    mounting, engine/axle 8-5  
    retainer 8-19

pliers  
    internal retaining ring 17-5  
    piston ring 17-5  
    retaining ring 17-5

plug  
    drain 12-11  
    driven clutch puller 17-3  
    oil drain 8-23  
    rubber drain 7-7  
    rubber, crankcase 8-23  
    spark 8-3, 8-15  
press weldment 17-3  
protector spray, battery terminal 17-3  
puller

    bearing 17-3  
    drive clutch 17-3  
    drive clutch hub 17-3  
    driven clutch cam 17-3  
    seal 17-5  
pulley  
    starter-generator 7-7  
    v-belt 7-7

pump  
    fuel 9-7

## R

rack and pinion 6-7  
rear body beauty panel 1-23  
rear underbody support 1-21  
receptacle 13-5  
reflector 1-7, 1-23, 1-43  
refractometer 17-5  
regulator, voltage 7-11  
relay 4-3  
relay, 12-volt 4-7  
relay, 48V 4-3  
release, anod park brake 5-9, 5-11, 5-13, 5-15,  
    7-3  
remover, bearing and oil seal 17-3  
resistor assembly 13-17  
retainer  
    brake shoe 5-3, 5-5  
    shock absorber cushion 6-13, 6-15, 6-17  
    valve spring 8-21  
retainer plate 8-19  
retaining ring pliers 17-5  
reverse buzzer 4-5, 4-7  
rim (wheel) 2-3  
ring  
    piston 8-25  
    retaining 11-5, 11-7, 12-3, 12-11, 12-17  
    spiral backup 11-5  
Rivet, Removable 1-23  
rock guard 15-5  
rocker arm 8-21  
rocker cover 8-19  
rocker shaft 8-21  
rocker switch 13-7  
rod  
    brake 5-9, 5-11, 5-13, 5-15  
    connecting 8-25

## S

safety first card 17-5  
SAM (structural accessory module) 1-21  
SAM assembly kit 1-21  
SAM cap 1-9  
SAM panel 1-21  
score card clip 6-3  
score card plate 6-3  
seal  
    dust 6-7  
    lip 15-3  
    oil 8-23, 12-11, 15-3  
    valve 8-19  
seal puller 17-5  
sealant 15-3  
seat back 1-45  
seat back, beige 1-21  
seat back, white 1-21

# INDEX

seat bottom 1-45  
seat bottom kit 1-19  
seat gasket 1-19  
seat hinge 1-19  
select shaft 12-11  
sensor  
    oil level 8-17  
    temperature 8-17  
sensor, motor speed 14-3  
shaft  
    axle 12-15  
    balance 8-25  
    center 12-13  
    counter 12-13  
    differential 12-15  
    governor 12-11  
    governor gear 12-11  
    input 12-13, 15-3  
    intermediate 15-3  
    rocker 8-21  
    select 12-11  
    shift 12-13  
shield, controller 13-17  
shield, debris aux 5-9, 5-11, 5-13, 5-15  
shield, debris primary 5-9, 5-11, 5-13, 5-15  
shift lever 12-7  
shift shaft 12-13  
shock absorber (front) 6-9  
shock absorber (rear) 6-13, 6-15, 6-17  
shock absorber cushion 6-13, 6-15, 6-17  
shock absorber cushion retainer 6-13, 6-15, 6-17  
shock damper isolator 6-13, 6-15, 6-17  
shock mounting bracket, drv 6-13, 6-15  
shock mounting bracket, pas 6-13, 6-15  
shoe retainer kit 5-3, 5-5  
shoe, brake 5-3, 5-5  
sleeve 6-9, 6-11, 6-13, 6-15, 6-17, 6-19, 12-11  
snubber bracket 8-7, 8-9  
snubber, dual 8-7  
snubber, inner frame 8-9  
solenoid, 12-volt 7-11  
spacer 12-11, 12-13  
spark plug 8-3, 8-15  
speed controller  
    Excel w/Hi-Freq 13-17  
speed sensor 14-3  
speed sensor magnet 14-3  
speed sensor, motor 14-3  
spindle 6-11  
spiral backup ring 11-5  
spray, battery terminal protector 17-3  
spring 12-11  
    brake 5-3, 5-5  
    brush 7-7, 14-3  
    compression 6-3

drive button 11-5  
drive clutch 11-5  
driven clutch 11-7  
forward/reverse cam 12-3  
valve 8-21  
spring retainer 8-21  
spring, leaf, rear 6-13, 6-15, 6-17  
SPWS hose 13-13  
starter/generator 7-7  
starter/generator brush cover kit 7-7  
starter/generator brush spring 7-7  
starter/generator brush terminal 7-7  
starter/generator frame and field 7-7  
starter/generator pulley 7-7  
steering column bearing press tool 17-7  
steering column cover 4-3  
steering column retaining ring tool 17-7  
steering wheel 6-3  
steering wheel puller tool 17-7  
stem, valve 2-3  
strap, bag 1-21  
strut, front canopy, lh 1-31, 1-33, 1-41  
strut, front canopy, rh 1-31, 1-33, 1-41  
stud  
    exhaust mounting  
        engine  
            exhaust mounting stud 8-19  
    intake mounting  
        engine  
            intake mounting stud 8-19, 9-13  
    lug 6-11, 12-17, 15-3  
support, canopy 1-31, 1-33  
support, underbody, rear 1-21  
suspension, front structure 6-9  
switch  
    key 4-5, 4-7  
    light 4-3, 4-7  
    limit 7-19, 12-3  
    rocker 13-7  
    Tow/Run 13-7  
switch rubber boot 7-13, 13-7  
switch, toggle 7-13

## T

12-volt solenoid 7-11  
tachometer 17-7  
Taillight 4-3  
tank, fuel 9-3, 9-5  
temperature sensor 8-17  
tensioner, timing chain 8-21  
tester, continuity 17-5  
thermometer, battery 17-3  
three-piece A-arm 6-9  
throttle body 9-11  
throttle, gas, Gen2, triac, sensor 5-9, 7-3  
throttle, Gen2, no sensor 5-11, 5-13, 5-15

tie rod end 6-7  
tie wrap 1-33, 4-3, 6-7, 12-5, 13-5, 13-21  
timing chain 8-21  
timing chain guide 8-21  
tire 2-3  
toggle switch 7-13  
tool  
    accelerator pedal adjustment 17-3  
    belt tensioning, starter/generator 17-7  
    charger bezel 17-3  
    clutch cam installation 17-3  
    drive clutch holder 17-3  
    steering column bearing press 17-7  
    steering column retaining ring 17-7  
    steering wheel puller 17-7  
    transaxle axle seal 17-7  
    transaxle pinion seal 17-7  
    transmission 17-7  
tool kit, clutch 17-3  
touch-up paint 17-5  
Tow/Run switch 13-7  
transaxle (Electric Vehicle) 15-3  
transaxle axle seal tool 17-7  
transaxle guard 15-5  
transaxle pinion seal tool 17-7  
transaxle, open-diff (Gas Vehicle) 12-11  
transmission tool 17-7  
tube  
    axle 12-15, 15-3  
    battery cross rod 13-9, 13-11  
    oil filler 8-23  
Tuflok 1-23  
turn signal bulb 4-3

## U

U-bolt 6-13, 6-15, 6-17  
underbody 1-13  
underbody cover kit 1-9  
underbody support, rear 1-21  
urethane bushing 6-13, 6-15, 6-17  
USB  
    cover 16-3, 16-5, 16-7, 16-9  
    port 13-19  
USB cover 16-3, 16-5, 16-7, 16-9  
USB port 13-19

## V

valve  
    exhaust 8-21  
    intake 8-21  
valve collet 8-21  
valve cover 8-19  
valve guide 8-19  
valve seal 8-19  
valve spring 8-21

# INDEX

valve spring compressor 17-7  
valve stem 2-3  
vent  
    fuel tank 9-3, 9-5  
    transaxle 12-11  
vent, barb 9-9  
volt ohm meter 17-7  
voltage regulator 7-11

## W

warning light, low oil 4-7  
water quality light 13-15  
wedge, bearing puller 17-3  
weight  
    clutch 11-5  
    secondary clutch 11-5  
weldment  
    governor bracket 9-15, 12-9  
    press 17-3  
wheel 2-3  
    steering 6-3  
wire  
    green, starter/generator 7-5, 7-7  
    ground, fuel tank 7-5, 9-3, 9-5  
wire harness 4-3, 7-5, 13-5  
wire harness, EFI 7-5  
wire harness, Excel w/Hi-Freq, MCOR3 13-5  
wrap, tie 1-33, 4-3, 6-7, 12-5, 13-5, 13-21

## Y

yoke, gear 17-5









**Club Car, Inc.**  
P.O. Box 204658  
Augusta, GA 30917-4658  
USA

**Web** [www.clubcar.com](http://www.clubcar.com)  
**Phone** 1.706.863.3000  
1.800.ClubCar  
**Int'l** +1 706.863.3000  
**Fax** 1.706.863.5808