


**2014
XRT 850
Illustrated Parts List**



Gasoline and Electric Vehicles

Manual Number 105062814
Edition Code A

USING THE ILLUSTRATED PARTS LIST

⚠ WARNING

- **This manual is to be used only for identification and ordering of service parts. Be sure to read and use the maintenance and service manual before attempting any vehicle repairs.**

This manual covers all XRT850 vehicles built during the 2014 model year.

The manual is divided into sections. Note that there are two or three flags on the outside edge of each page. The first flag contains the section number of which that page is a part. The other flag (or flags) contains the letter G or E, signifying that the page pertains to the electric or gasoline vehicles only.

Use the Table of Contents to find the sections and pages that contain the parts and assemblies you seek. The Table of Contents lists section numbers, and under them, the individual page titles and numbers to be found in that section. The index can be used to find specific parts and assemblies. The index is divided into numerical and alphabetical listings with the page numbers in italic text.

There is a two-page spread for each individual page title in the Table of Contents. On the left-hand page is an illustration showing the parts in their relative positions; the parts are each tagged with an item number in a balloon. The right-hand page is the parts list page, and gives the page title at the top, then the item numbers (corresponding to the numbers on the illustration), part descriptions, and quantity of parts used.

Note that a part description may be indented. This indention corresponds to a parts assembly level indicated by the numbers 1, 2, 3, and 4 at the top left corner of the parts description area of the parts list page. A part that is indented to *level 2* is a component of the *level 1* part (assembly) that it is listed under. A *level 3* part is a component of the *level 2* part that it is listed under, and a *level 4* part is a component of the *level 3* part preceding it. In each case, the part quantity given for a level 2, 3, or 4 part is the quantity used per next higher level assembly of which it is a component. A part that is not indented is a *level 1* part. This means that the quantity given is the quantity used per the portion of the vehicle illustrated on that particular spread.



P. O. Box 204658
Augusta, Georgia 30917-4658 USA
Telephone 706-863-3000
Service Parts Fax 706-855-7413
www.clubcar.com

HOW TO ORDER PARTS

Replacement parts and accessories can be obtained from our network of authorized dealers and distributors. You can obtain the name and phone number of your closest authorized Club Car dealer or distributor by visiting our web site at www.clubcardealer.com, by calling our toll-free Service Parts and Technical Assistance hotline at (800) 872-2246 or (706) 863-3000, extension 3887, or by scanning this Quick Response (QR) code to be taken to the Club Car dealer locator. **Refer to Figure 1.** Download a QR code reader such as RedLaser or Barcode Scanner to your cell phone or tablet.



Figure 1 Dealer Locator QR Code

CUSTOMER SATISFACTION SURVEY

Let your voice be heard!

Please take time to participate in the Technical Publications satisfaction survey. Obtaining feedback from our customers is important to the department's continuous improvement process. The online survey takes less than five minutes and responses will help the department to examine current performance as well as identify areas for future improvement.

Our top priority is to provide timely, accurate, and user friendly manuals.

The online satisfaction survey can be found at: <http://bit.ly/1w9uFMh>



Figure 2 Survey QR Code

NOTE: *This illustrated parts list represents the most current information at the time of publication. Club Car, Inc. is continually working to further improve its vehicles and other products. These improvements may affect the parts used to service the vehicle. Any modification and/or significant change in specifications will be forwarded to all Club Car and Carryall distributors/dealers and will, when applicable, appear in future editions of this illustrated parts list.*

Club Car, Inc. reserves the right to change specifications and designs at any time without notice and without the obligation of making changes to units previously sold.

Copyright © 2017 Club Car, LLC
Club Car and ArmorFlex
are registered trademarks of Club Car, LLC
This manual effective July 15, 2013.

CONTENTS

SECTION 1 – BODY AND TRIM

Brushguard and Bumper	1-3
Heavy-Duty Front Bumper with Receiver	1-5
Front Body	1-7
Cargo Rack and Bungee Net Kit	1-9
Dash Trim	1-11
Dash Pockets	1-13
Floormat	1-15
Gun Rack, Floor-Mount	1-17
Beverage Holder	1-19
Windshield, Non-Hinged	1-21
Windshield, Hinged	1-23
Seats	1-25
Nerf Bar	1-27
Rear, Fold Down Seat	1-29
Canopy (White) for Vehicles Equipped with Bed	1-31
Canopy (White), Vehicle with Fold Down Rear Seat	1-33
Canopy (Black) for Vehicles Equipped with Bed	1-35
Canopy (Black), Vehicle with Fold Down Rear Seat	1-37
Enclosure, 3-Sided – for Vehicle with Cargo Bed	1-39
Enclosure, 3-Sided – for Vehicle with Folddown Rear Seat	1-41
Trailer Hitch	1-43
Inner Fender	1-45
Rear Body – Electric Vehicles	1-47
Rear Body – Gasoline Vehicles	1-49
Bed Box	1-51

SECTION 2 – WHEELS AND TIRES

Wheels and Tires, Off-Road – Carryall 550 and XRT850	2-3
--	-----

SECTION 3 – DECALS

Safety Decals – Electric Vehicles	3-3
Safety Decals – Gasoline Vehicles	3-5
Badging Decals	3-7

SECTION 4 – LIGHTS, CONTROLS, AND INDICATORS

Headlights	4-3
Lighting System Components – XRT800/810/850 Gasoline Vehicles	4-5

CONTENTS

Lighting System Components – XRT800/810/850 Elec. With PowerDrive Charger	4-7
Turn Signal Kit – DS and Utility Gasoline and Electric Vehicles	4-9
Turn Signal (with Horn Button) Kit – DS and Utility Gas and Electric Vehicles	4-11
Instrument Panel – XRT850 Gas	4-13
Battery Condition Indicator – Electric Vehicles	4-15
Instrument Panel – CA6/Vill 6 & 8/Tporter/XRT850 Elec. With Lester Charger	4-17
DC Converter (Isolated) – IQ System Electric Vehicle	4-19
Voltage Limiter – Gasoline Vehicle	4-21
Horn	4-23
Horn with Column-Mounted Button	4-25
Hour Meter – IQ System and IQ Plus Electric Vehicles	4-27
Tail Lights	4-29

SECTION 5 – BRAKES, PEDALS, AND CABLE ASSEMBLIES

Brake Pedal Assembly – Vehicles with 2-Wheel Brakes and 4-Wheel Brakes	5-3
Accelerator Pedal Assembly – Electric Vehicles	5-5
Accelerator Pedal and Rod Assembly – Gasoline Vehicle	5-7
Pedal Close-Out Kit	5-9
Brake Cables and Equalizer	5-11
Rear Brakes, Self-Adjusting – Electric Vehicle	5-13
Rear Brakes, Self-Adjusting – Gasoline Vehicle	5-15

SECTION 6 – STEERING AND SUSPENSION WITH MAINTENANCE-FREE BALL JOINTS

Front Frame Plate Hardware – Turf/CA 252 and XRT 850/900	6-3
Steering Gear Assembly (Wanda) – Maint.-Free Ball Joint	6-5
Steering Column – Utility	6-7
Intermediate Steering Shaft – Turf/CA 252 and XRT 850/900	6-9
Tie Rod with Maintenance-Free Ball Joints	6-11
Steering Wheel – XRT850	6-13
Front Spindles and Hubs – CA232 and XRT800/810/850 with Maintenance-Free Ball Joints	6-15
Front Suspension – Shock Absorbers	6-17
Front Suspension, Upper Control Arms & Kingpins	6-19
Front Suspension, Spring and Mounting Plates – XRT850	6-21
Rear Suspension – Shock Absorbers	6-23
Rear Suspension, Springs and Hardware	6-25
Stabilizer Bar – XRT 850	6-27

SECTION 7 – ELECTRICAL SYSTEM – CARBURETED GAS VEHICLES

Wiring – Turf/Carryall 1/XRT850Gas with AMD Starter/Gen	7-3
---	-----

CONTENTS

Starter/Generator Assembly (Pedal-Start), Model 114-01-4009A	7-5
Starter/Generator Mounting – 114-0x-400xx Models	7-7
Operation and Maintenance Switch	7-9
Electrical Component Box – Turf/CA 1, 2, 252, and XRT850	7-11
Forward/Reverse Shifter Switches – Dash Mounted Shifter	7-13
Battery – Gasoline Utility Vehicles	7-15

SECTION 8 – ELECTRICAL SYSTEM – EFI GASOLINE VEHICLES

Wiring, Fuses, and Diodes, Pedal-Start – EFI – XRT850	8-3
Starter/Generator (Model 114-04-4006), Key-Start – EFI	8-5
Starter/Generator (Model 114-05-4001) , Pedal-Start – EFI	8-7
Starter/Generator Mounting – EX40	8-9
Electrical Component Box, Key-Start – EX40	8-11
Electrical Component Box, Pedal-Start – EX40	8-13
Forward/Reverse Shifter Switches, Key-Start – EFI, CA100, 800, 242	8-15
Forward/Reverse Shifter Switches, Pedal-Start – EFI, CA100, 800, 242	8-17
Charging Diode, Key-Start – EFI	8-19
Forward/Reverse Shifter Switches, Key-Start – EFI, Villager 6, 8, 850, 850SE	8-21
Forward/Reverse Shifter Switches, Pedal-Start – EFI, Villager 6, 8, 850, 850SE	8-23
Battery – Gasoline Utility Vehicles	8-25

SECTION 9 – ENGINE (FE350S27) W/O ACR, 50-STATE

FE350 Engine (S27) w/o ACR, Shrouds, and Brackets; 50-State	9-3
FE350 Engine (S27) – Ignition Components and Flywheel	9-5
FE350 Engine (S27) – Oil Circulation	9-7
FE350 Engine (S27) – Cylinder Head	9-9
FE350 Engine (S27) – Crankcase, Camshaft, and Oil Sensor	9-11
FE350 Engine (S27) – Crankcase and Crankshaft	9-13
FE350 Engine (S27) – Mounting	9-15

SECTION 10 – ENGINE (SUBARU EX40)

Tune-Up Parts – Subaru EX40	10-3
Engine and Engine Mounting, Utility – EX40	10-5
Fan and Shroud – EX40	10-7
Air Deflector – EX40	10-9
Ignition Components and Flywheel – EX40	10-11
Sensors – EX40	10-13
Cylinder Head – EX40	10-15
Valvetrain and Timing Chain – EX40	10-17

CONTENTS

Crankcase – EX40	10-19
Crankshaft and Piston – EX40	10-21

SECTION 11 – FUEL, INTAKE, AND GOVERNOR SYSTEMS- CARBURETED GAS VEHICLES

Fuel System and Tank without Sending Unit	11-3
Fuel System and Tank with Sending Unit	11-5
Carbon Canister – California Only	11-7
Carburetor Assembly – FE350 S27	11-9
Carburetor Mounting, Utility, FE350 S23 S24 S27	11-11
Governor and Accelerator Cables	11-13
Air Intake Duct and Choke Button – Turf/CA 1 and XRT800/810/850	11-15
Air Filter and Intake Hose	11-17

SECTION 12 – FUEL, INTAKE, AND GOVERNOR SYSTEMS- EFI GASOLINE VEHICLES

Fuel System with Sending Unit, Top Fill – EFI	12-3
Fuel Tank Kits – EFI	12-5
Carbon Canister – EFI	12-7
Throttle Body and ECU – EFI	12-9
Throttle Body Mounting – EFI	12-11
Governor and Accelerator Cables – EFI	12-13
Air Filter System and Intake Hose – EFI	12-15

SECTION 13 – EXHAUST SYSTEM – FE350 ENGINE

Exhaust System – FE350 Engine	13-3
Spark Arrestor Kit	13-5

SECTION 14 – EXHAUST SYSTEM, UTILITY – EX40 ENGINE

Exhaust System – Utility	14-3
--------------------------------	------

SECTION 15 – DRIVE BELT AND CLUTCHES – CARBURETED GASOLINE VEHICLES

Drive Belt	15-3
Driven Clutch	15-5
Drive Clutch – CA 2 Plus/Vill. 6 & 8/Tporter/XRT850	15-7

SECTION 16 – DRIVE BELT AND CLUTCHES – - EFI GASOLINE VEHICLES

Drive Belt – Key-Start Vehicles with EFI	16-3
Drive Belt – Pedal-Start Vehicles with EFI	16-5

CONTENTS

Drive Clutch – Key-Start Vehicles	16-7
Drive Clutch – Pedal-Start Vehicles	16-9
Driven Clutch (Standard Speed) – Key Start and Pedal Start	16-11

SECTION 17 – UNITIZED TRANSAXLE – CARBURETED GAS VEHICLES

Forward/Reverse Shifter	17-3
Shifter Cable – Turf/Carryall 1 and XRT850	17-5
Kawasaki Transaxle – Gear Cases and Brackets	17-7
Kawasaki Transaxle – F&R Transmission and Gear Reduction	17-9
Kawasaki Transaxle – Differential and Axles	17-11
Graziano Transaxle – Gear Cases and Levers	17-13
Graziano Transaxle – F&R Transmission and Gear Reduction	17-15
Graziano Transaxle -Differential and Axles	17-17
Differential Guard – Gasoline Vehicle	17-19

SECTION 18 – TRANSAXLE (FUJI ED65)- EFI GAS VEHICLES

Forward/Reverse Shifter – EFI, CA100-CE, XRT800	18-3
Forward/Reverse Shifter – EFI Villager 6, 8, 850, 850SE	18-5
Shifter Cable – XRT 850	18-7
Shifter Cable – CA100, XRT800	18-9
Shifter Cable – Villager 6, XRT850SE	18-11
Shifter Cable – Villager 8	18-13
Shift Lever and Bracket – Pedal-Start Engines	18-15
Shift Lever and Bracket – Key-Start Engines	18-17
Governor Arm and Brackets – Utility Vehicles	18-19
Transaxle (ED65), Limited Slip – Page 1 of 3	18-21
Transaxle (ED65), Open – Page 1 of 3	18-23
Transaxle (ED65), Limited Slip and Open – Page 2 of 3	18-25
Transaxle (ED65), Limited Slip – Page 3 of 3	18-27
Transaxle (ED65), Open – Page 3 of 3	18-29
Hub, Rear	18-31

SECTION 19 – ELECTRICAL SYSTEM – ELECTRIC VEHICLES WITH POWERDRIVE CHARGER

Motor Controller Output Regulator (MCOR)	19-3
Wiring – Turf/CA 1 Electric	19-5
Tow/Run Switch – IQ System	19-7
Battery Charger Receptacle	19-9
Batteries, 8-Volt, Crown	19-11
Batteries, 8-Volt, U.S. Battery	19-13

CONTENTS

Batteries, 8-Volt, JCI	19-15
Single Point Watering System, 8V Crown & JCI	19-17
Computer, Controller, and Solenoid – For Trojan & Crown Batteries	19-19
Computer, Controller, and Solenoid – For U.S. Batteries	19-21
Computer, Controller, and Solenoid – For Crown and JCI Batteries	19-23
Hand Pump and Deionizer (Battery-Powered Quality Light)	19-25

SECTION 20 – ELECTRIC MOTOR

Motor (Model EJ8-4001A) – Electric Vehicle	20-3
--	------

SECTION 21 – TRANSAXLE – ELECTRIC VEHICLES

Transaxle – Electric Vehicles	21-3
Differential Guard – Electric Vehicles	21-5

SECTION 22 – BATTERY CHARGERS – POWER DRIVE

PowerDrive 3 Battery Charger (Model 26580-11,-12,-18,-19), Domestic	22-3
PowerDrive 3 Battery Charger (Model 26580-31,-38,-39), Domestic	22-5
PowerDrive Battery Charger (Model 17930), Domestic	22-7
PowerDrive Battery Charger (Model 18780), Export	22-9
PowerDrive Battery Charger (Model 20310), European	22-11

SECTION 23 – BATTERY CHARGER – DELTAQ HIGH-FREQUENCY

High-Frequency Battery Charger – Onboard	23-3
Cord Reels, Onboard – High-Frequency Charger	23-5
Charger Mounting – Onboard High-Freq.	23-7

SECTION 24 – MAINTENANCE AND SERVICE TOOLS

Maintenance and Service Tools	24-3
Maintenance and Service Tools, Continued	24-5
Maintenance and Service Tools, Continued	24-7

SECTION i – INDEX

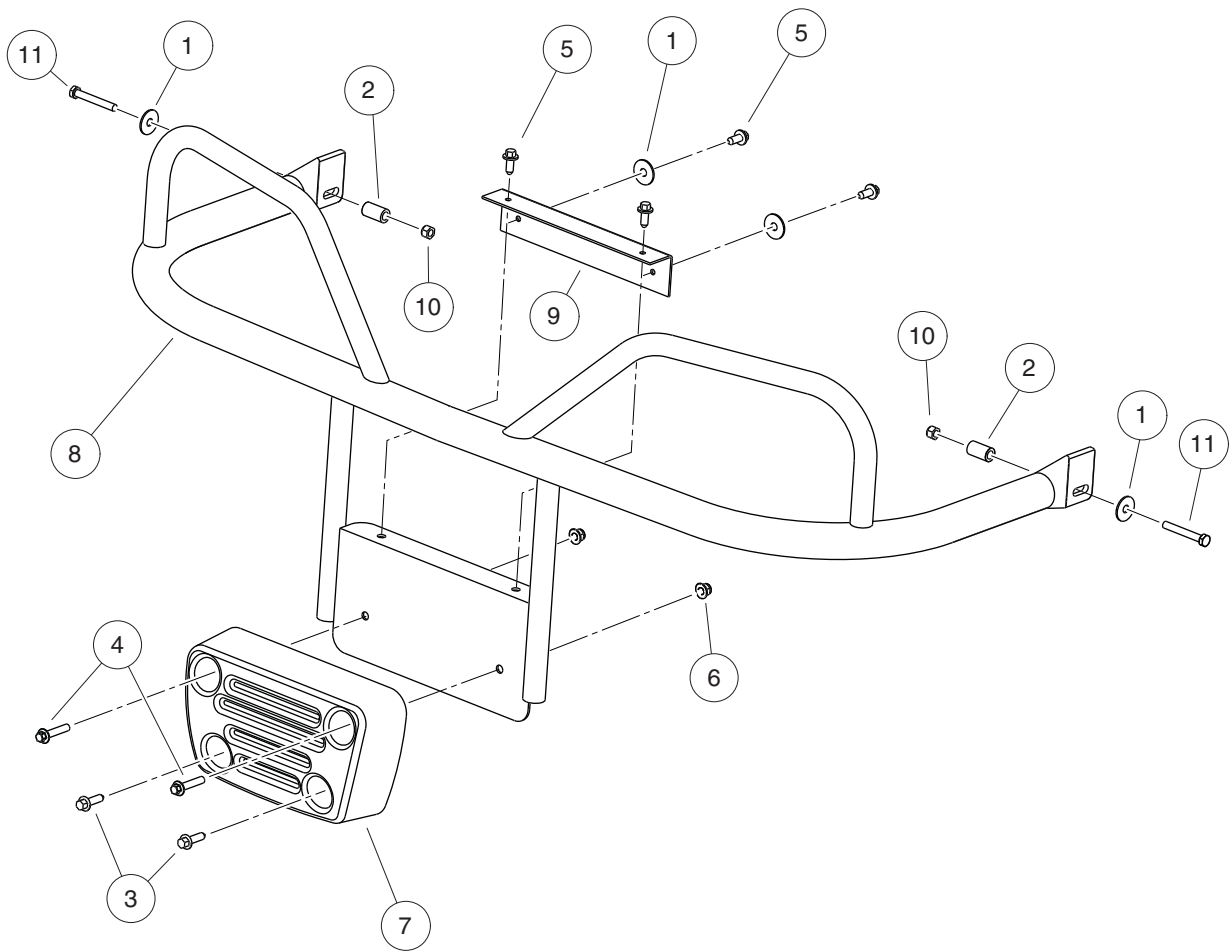
BODY AND TRIM

1

G

E

1
G
E



000838-002

BRUSHGUARD AND BUMPER

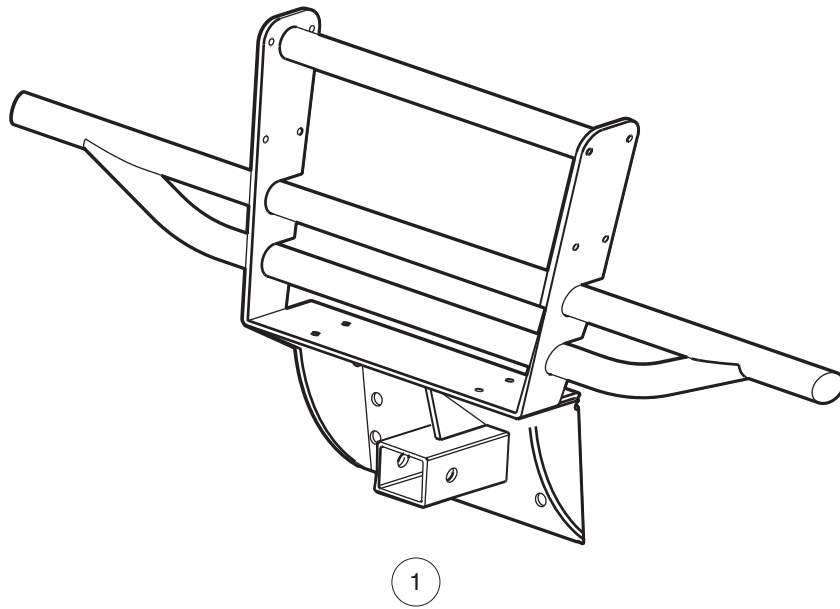
ITEM	PART NO.	DESCRIPTION	QTY
		1 2 3 4	
1	1011578	Washer, 5/16 Type B Flat	4
2	1015608	Tube Spacer, Hydraulic Cylinder	2
3	102289002	Screw, M8 X 1.25 X 30 Tri, Blk	2
4	102298240	Bolt, Flange Head, M8-1.25 X 40	2
5	102298720	Screw, M8-1.25x20, Taptite	4
6	102618601	Lock Nut, Flange, M8 X 1.25 Nylon	2
7	102830501	Bumper, Cast	1
8	103411501	Guard, Brush, Front, W Weight	1
9	103413101	Angle, Cowl Retention	1
10	7473	Locknut, 5/16-18 Nylon Insert	2
11	8935	Screw, 5/16-18 X 2.25 Hex-Head Cap	2

1
G
E

1

G

E



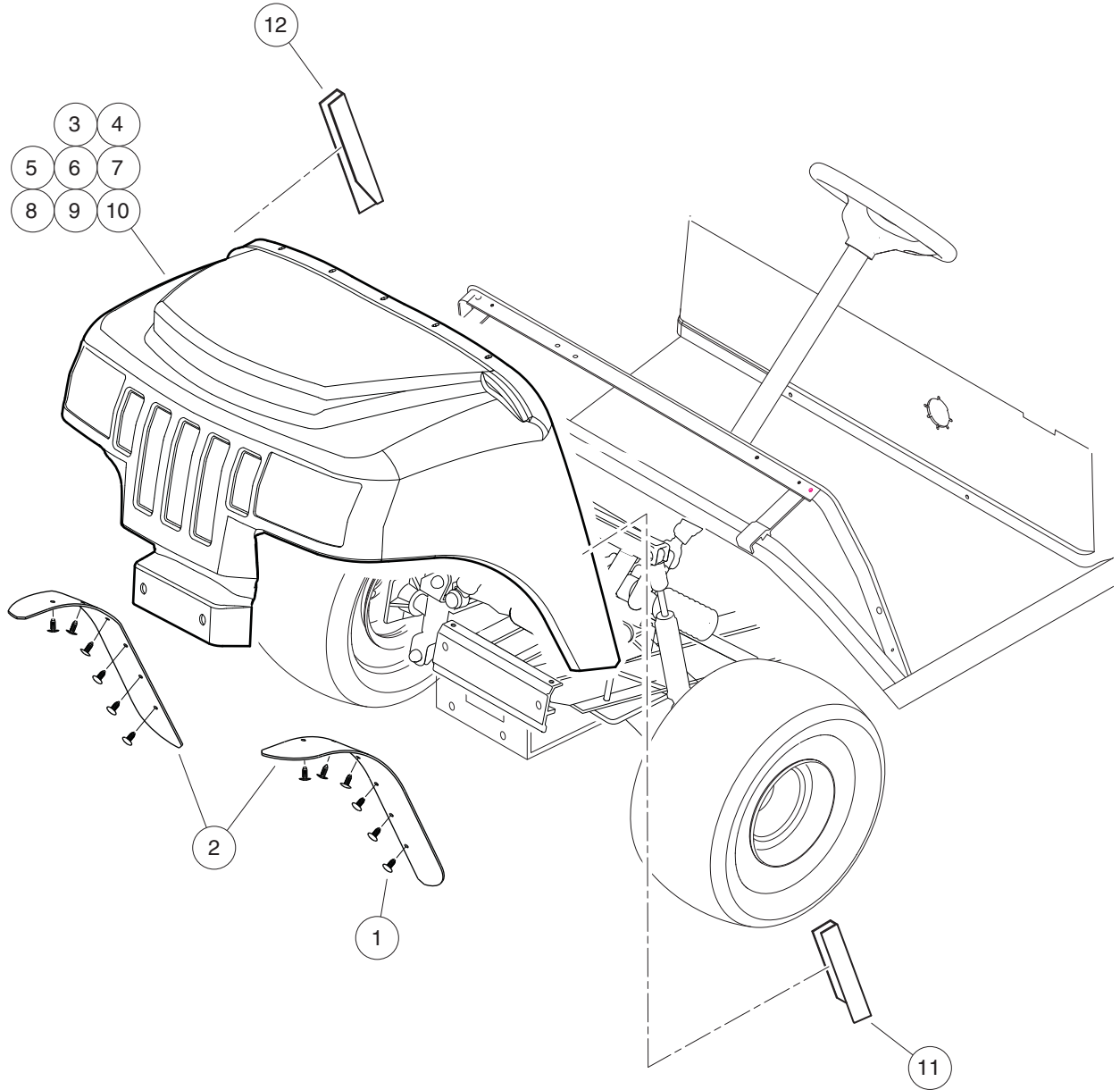
001311-001

HEAVY-DUTY FRONT BUMPER WITH RECEIVER

ITEM	PART NO.	DESCRIPTION	QTY
1	AM1225001	1 2 3 4 Kit, Hd Frt Bmpr W/2" Rec, 800	1

1
G
E

1
G
E



001302-001

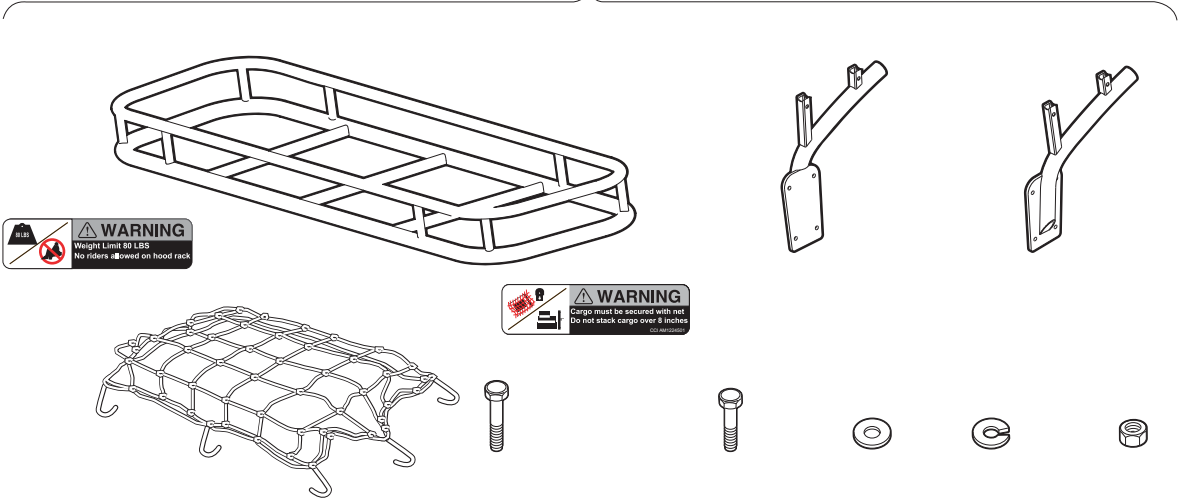
FRONT BODY

ITEM	PART NO.	DESCRIPTION	QTY
		1 2 3 4	
1	1010434	Barrel - Plastic	12
2	102004401	Fender Extrusion	2
3	102778501	Cowl, Red	1
4	102778502	Cowl, Green	1
5	102778503	Cowl, Camouflage (Husqvarna)	1
6	102778504	Cowl, Classic Blue	1
7	102778505	Cowl, XRT- Black	1
8	102778507	Cowl, XRT- Camo Hard Wood HD (Standard camo for XRT850)	1
9	N/A	Cowl, XRT- Camo Max4 HD	1
10	102778509	Cowl, XRT- Silver	1
11	103405401	Cowl Cover, Driver, Short	1
12	103405402	Cowl Cover, Pass, Short	1

1
G
E

1
G
E

1



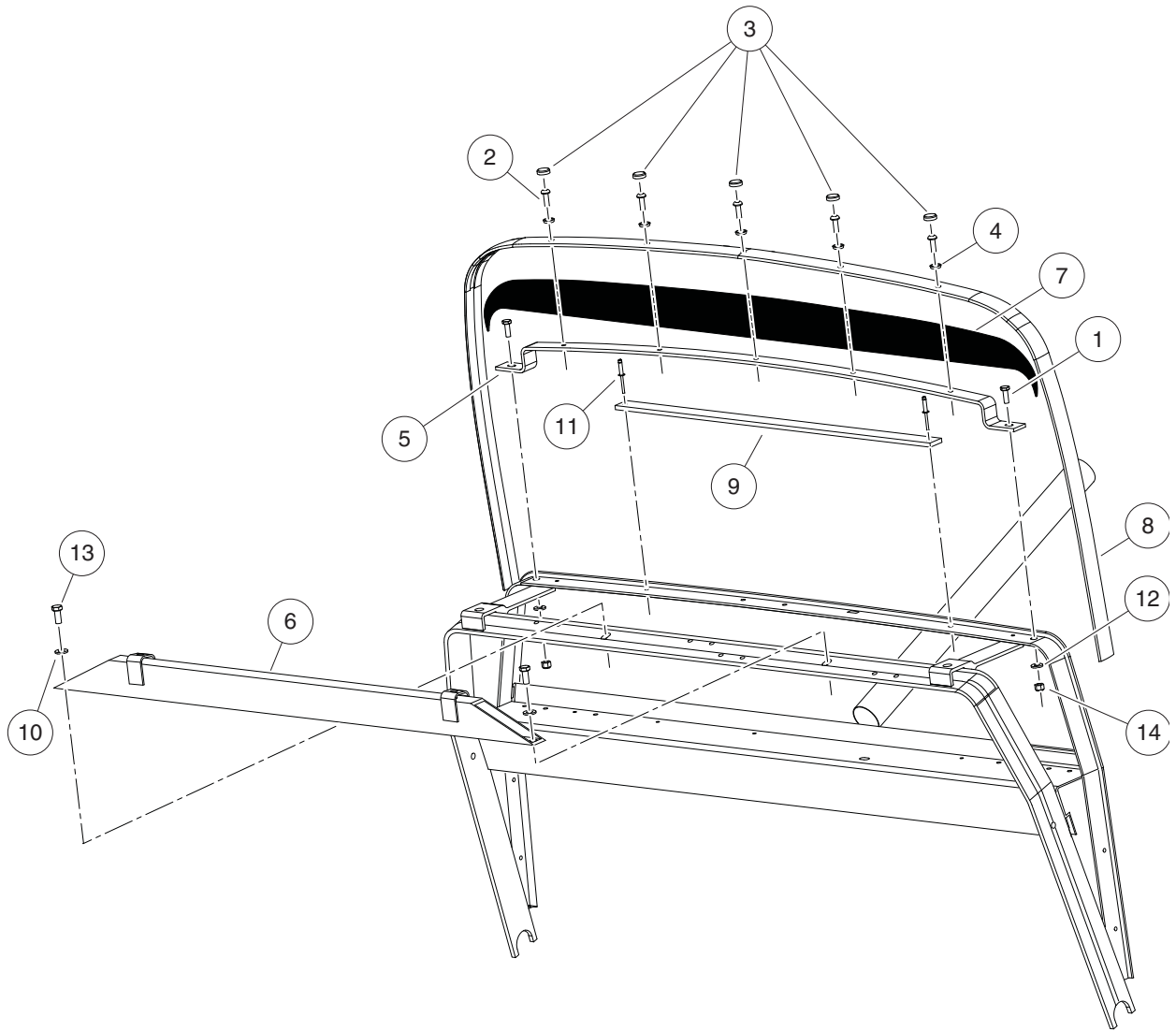
001312-001

CARGO RACK AND BUNGEE NET KIT

ITEM	PART NO.	DESCRIPTION	QTY
1	AM1213901	1 2 3 4 Kit, Cargo Rack, 800	1

1
G
E

1
G
E



000823-004

DASH TRIM

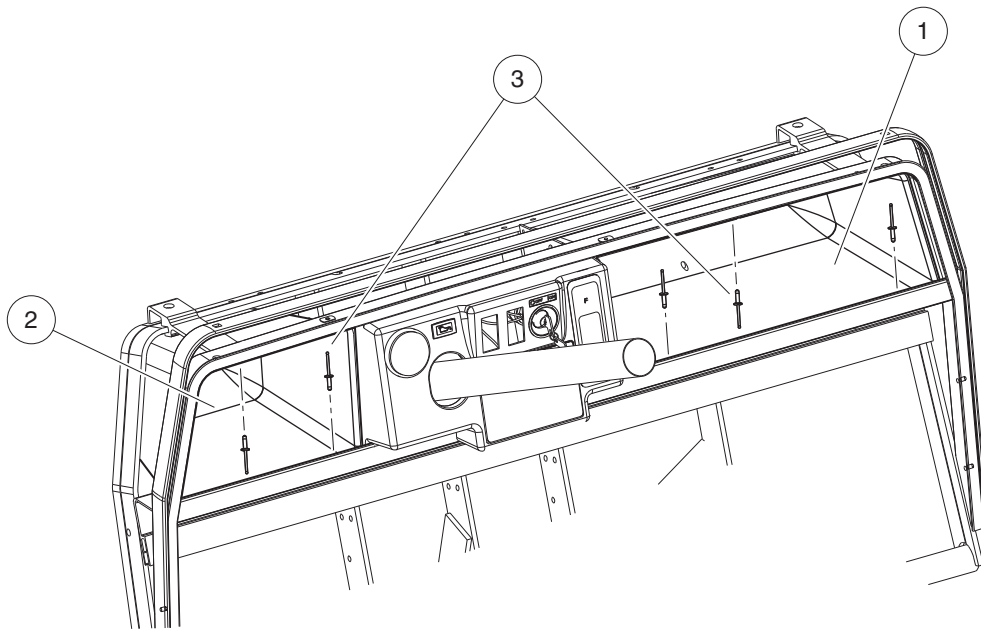
ITEM	PART NO.	DESCRIPTION	QTY
		1 2 3 4	
1	101954301	Screw, 1/4-20 X 0.75 Hex-Head Cap	2
2	102025801	Screw, 1/4-20 X .75 Torx Pn Hd	5
3	102045001	Cap, 1/4" Plastic Screw Head	5
4	102048401	Washer, 1/4 Id Scalloped Plast	5
5	102778601	Support, Upper Cowl	1
6	103313301	Asm, Brace, Canopy, Tube, Xrt	1
7	103364101	Panel, Closeout, Dash	1
8	103364201	Strip, Trim, Dash, Black	1
9	103395101	Plate, Retention, Closeout	1
10	1241	Washer, 5/16 Type A Flat	2
11	1606	Rivet, 3/16 X .500 Alum Pop	2
12	332	Washer, 1/4 Type A Narrow Flat	2
13	7173	Screw, 5/16-18 X 0.75, Hex-Head Cap	2
14	8233	Locknut, 1/4-20, Nylon Insert	2

1
G
E

1

G

E



001434-001

DASH POCKETS

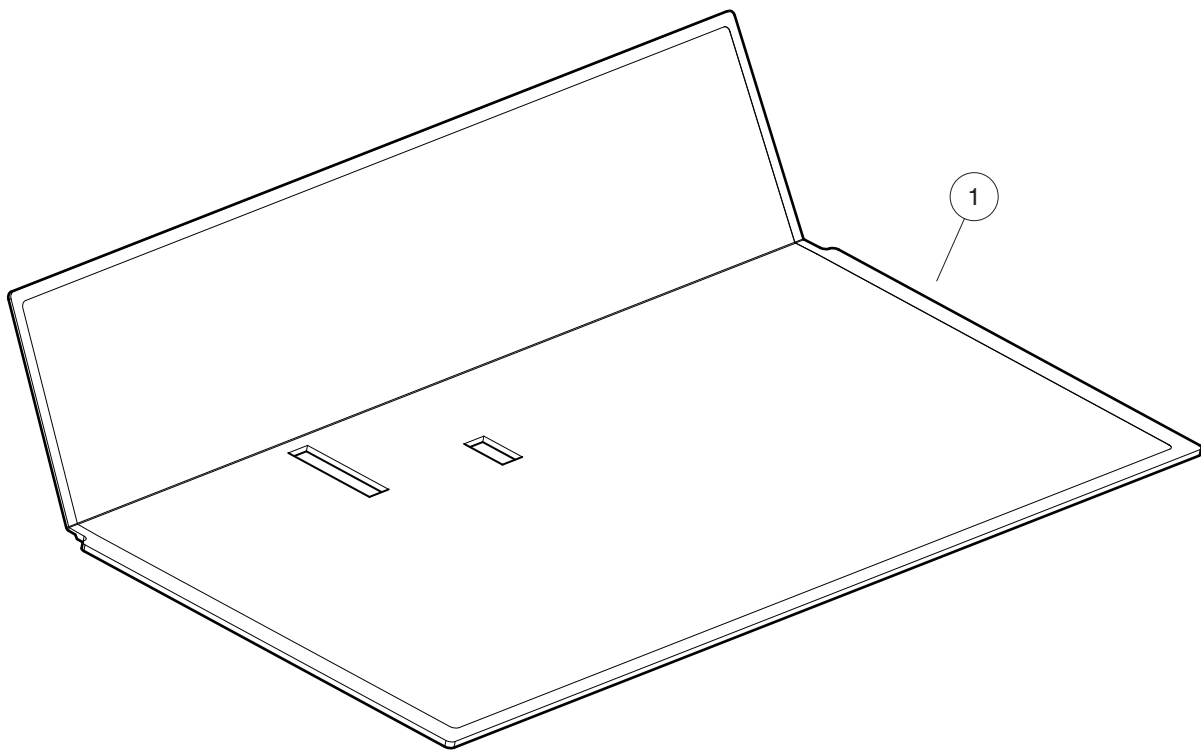
ITEM	PART NO.	DESCRIPTION	QTY
1	1013343	1 2 3 4 Dash Component, Passenger-Side, Black	1
2	1013344	Dash Component, Driver-Side	1
3	7973	Rivet, 3/16 X .400 Blind	5

1
G
E

1

G

E



000825-002

FLOORMAT

ITEM	PART NO.	DESCRIPTION	QTY
1	103939201	1 2 3 4 Floor Mat, Ds/utl, Std	1

1
G
E

1

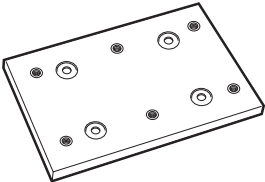
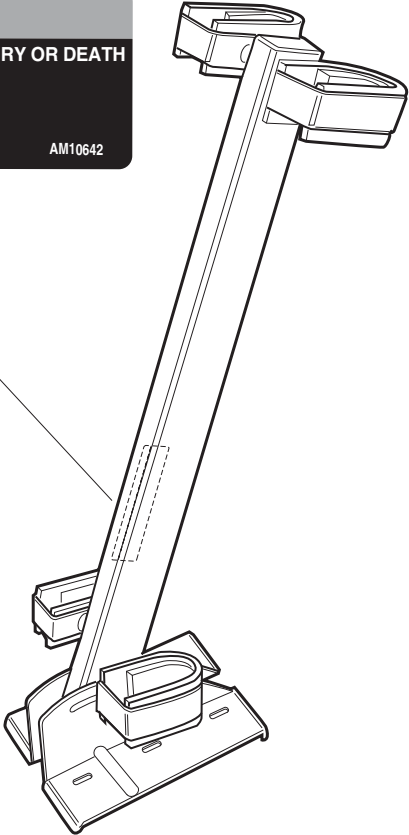
⚠ WARNING

FAILURE TO HEED THE FOLLOWING INSTRUCTIONS CAN CAUSE SEVERE INJURY OR DEATH

- Obey all Hunting Laws and Regulations.
- Never carry a closed action or loaded firearm in a vehicle.
- Always control the muzzle direction of the firearm.
- Treat each firearm as if it were loaded.
- Always point a firearm in a safe direction when loading.
- Put the safety on, double check it.

AM10642

WARNING DECAL



MOUNTING PLATE



FLOOR-MOUNT GUN RACK

001313-001

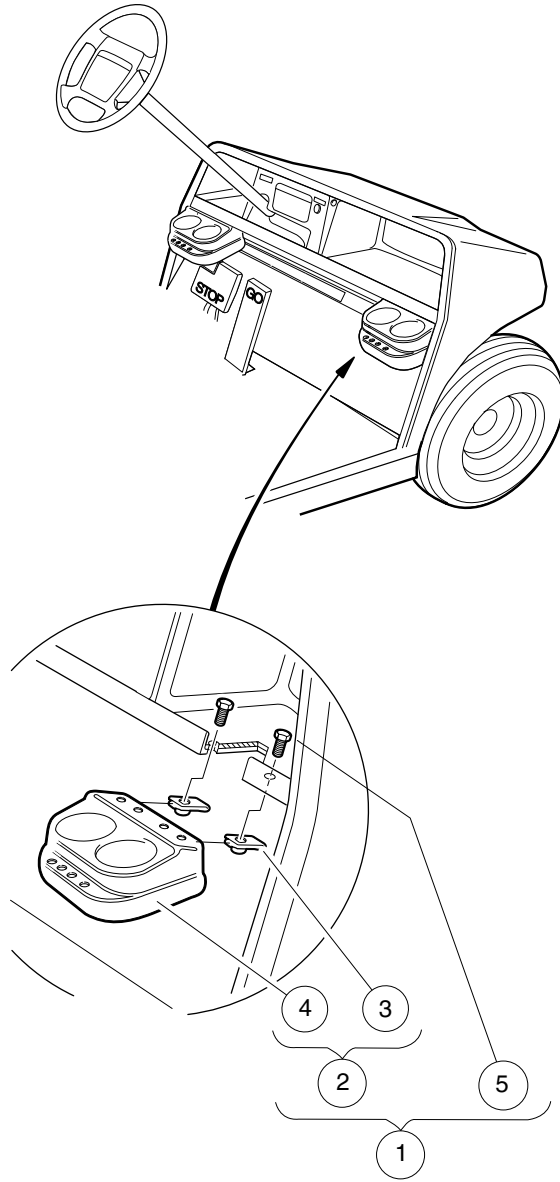
GUN RACK, FLOOR-MOUNT

ITEM	PART NO.	DESCRIPTION	QTY
1	AM10639	<div style="display: flex; justify-content: space-between; margin-bottom: 5px;"> 1 2 3 4 </div> Floor Mount Gun Rack Kit	1

1

G

E



000253-002

BEVERAGE HOLDER


ITEM	PART NO.	DESCRIPTION	QTY
		1 2 3 4	
1	101708301	Drink Holder Kit (includes items 2 through 5)	1
2	1016811	Holder, Dual Cup (includes items 3 and 4)	1
3	1016952	U-Nut, 1/4-20	2
4	N/A	Cup Holder, Dual	1
5	7847	Screw, 1/4-20 X 0.75 Hex-Head Cap	2

1
G
E

1

G

E



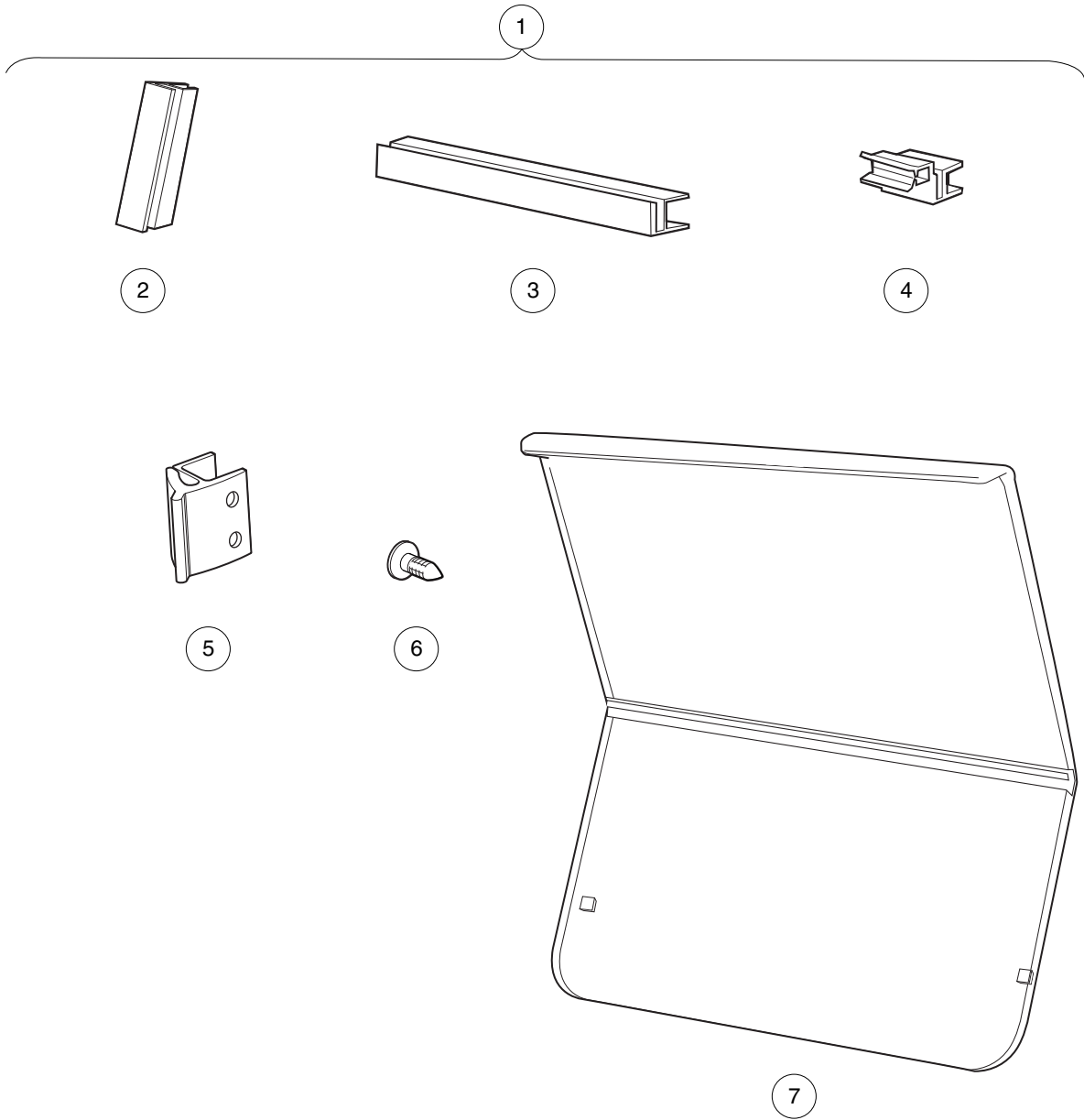
001204-001

WINDSHIELD, NON-HINGED

ITEM	PART NO.	DESCRIPTION	QTY
		1 2 3 4	
1	1014435	Windshield Tinted One-Piece (includes items 2 and 3)	1
2	1011897	Bumper, Protective	2
3	101444101	21" Plastic Extrusion	3
		Note: Requires Windshield Frame Kit.	



1
G
E



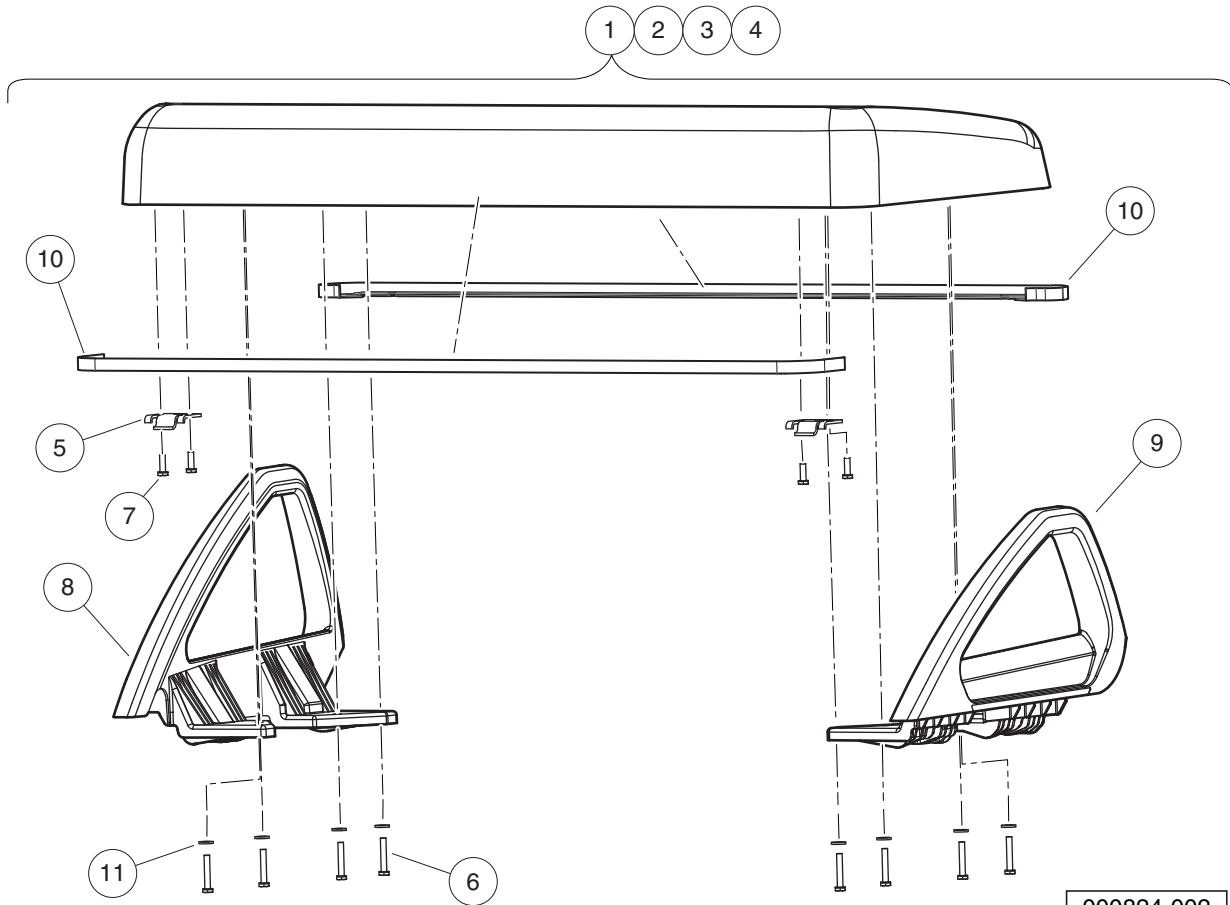
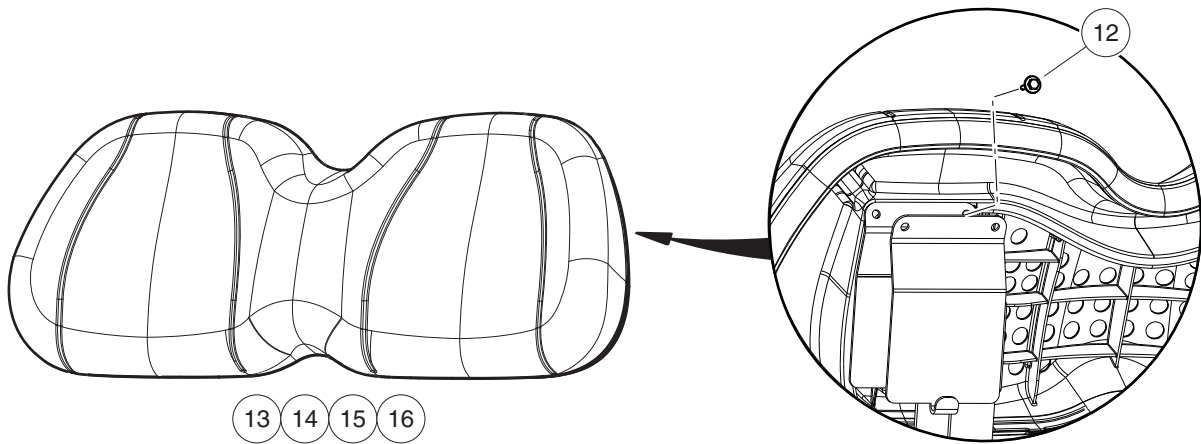
001257-001

WINDSHIELD, HINGED

ITEM	PART NO.	DESCRIPTION	QTY
		1 2 3 4	
1	103888301	Kit, Hinged Windshield, Utility (includes items 2 through 7)	1
2	102005701	5" Plastic Extrusion	4
3	102163001	Windshield Channel	1
4	102163101	Channel with Receiver Clip	2
5	103677101	W/s, Rubber, Clip Retainer	2
6	103754901	Fastener, Barrel - .610 X .25	8
7	103888101	Hinged Windshield, Utility	1
		Note: Requires Windshield Frame Kit.	

1
G
E

1
G
E

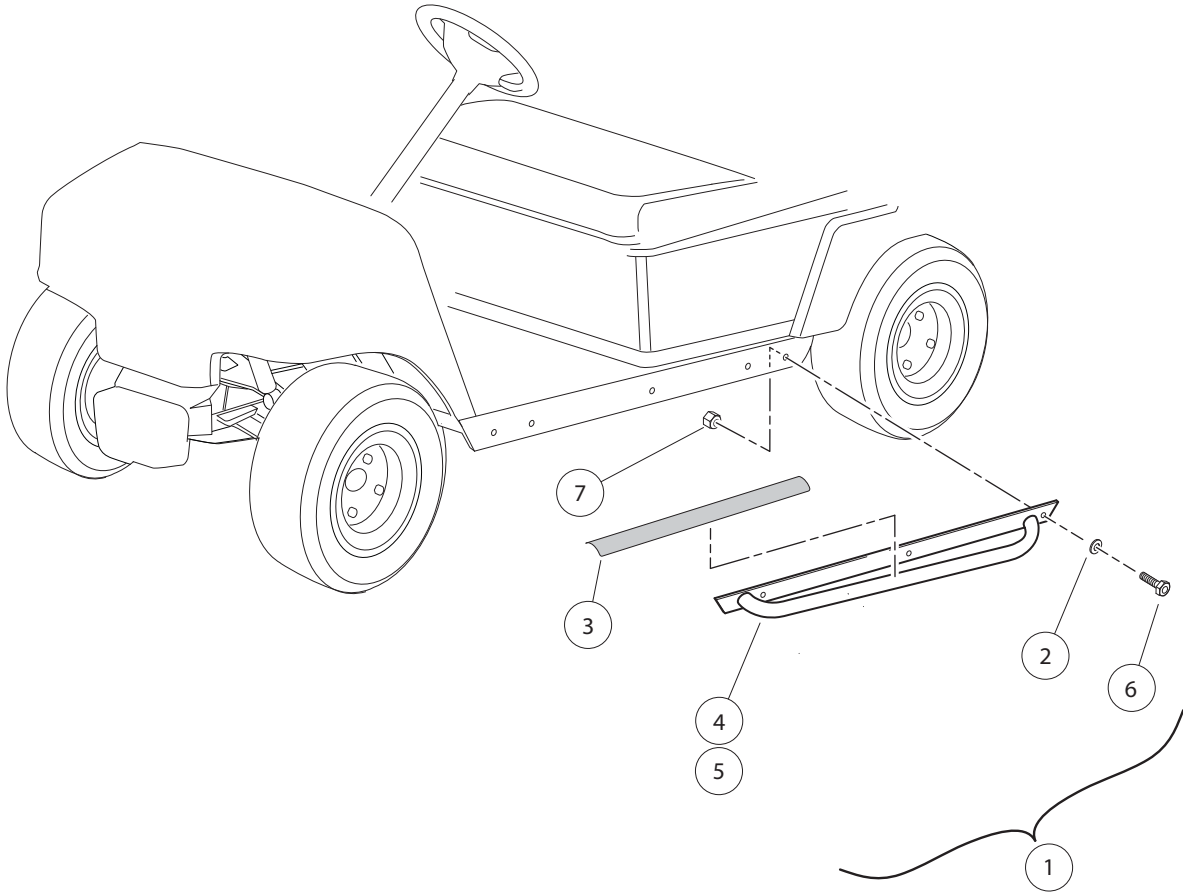


SEATS

ITEM	PART NO.	DESCRIPTION	QTY
		1 2 3 4	
1	101998004	Seat Bottom Assembly, Black	1
2	101998006	Seat Bottom Assembly, Gray	1
3	101998007	Seat Assy Precedent White	1
4	101998008	Seat Assy Precedent Beige (includes items 5 through 11)	1
5	1011652	Hinge Plate	2
6	1016916	Screw, 1/4-20 X 1.50 Hex-Head Cap	8
7	101954301	Screw, 1/4-20 X 0.75 Hex-Head Cap	4
8	101985502	Armrest, Passenger (right)	1
9	101987602	Armrest, Driver (left)	1
10	101998501	Gasket, Seat	2
11	332	Washer, 1/4 Type A Narrow Flat	8
12	102296530	Screw - M6 X 1.0 X 30 Sems	2
13	102503221	Service Backrest Asm, Beige	1
14	102503222	Service Backrest Asm, White	1
15	102503224	Service Backrest Asm, Gray	1
16	102503225	Service Backrest Asm-black	1

1
G
E

1
G
E



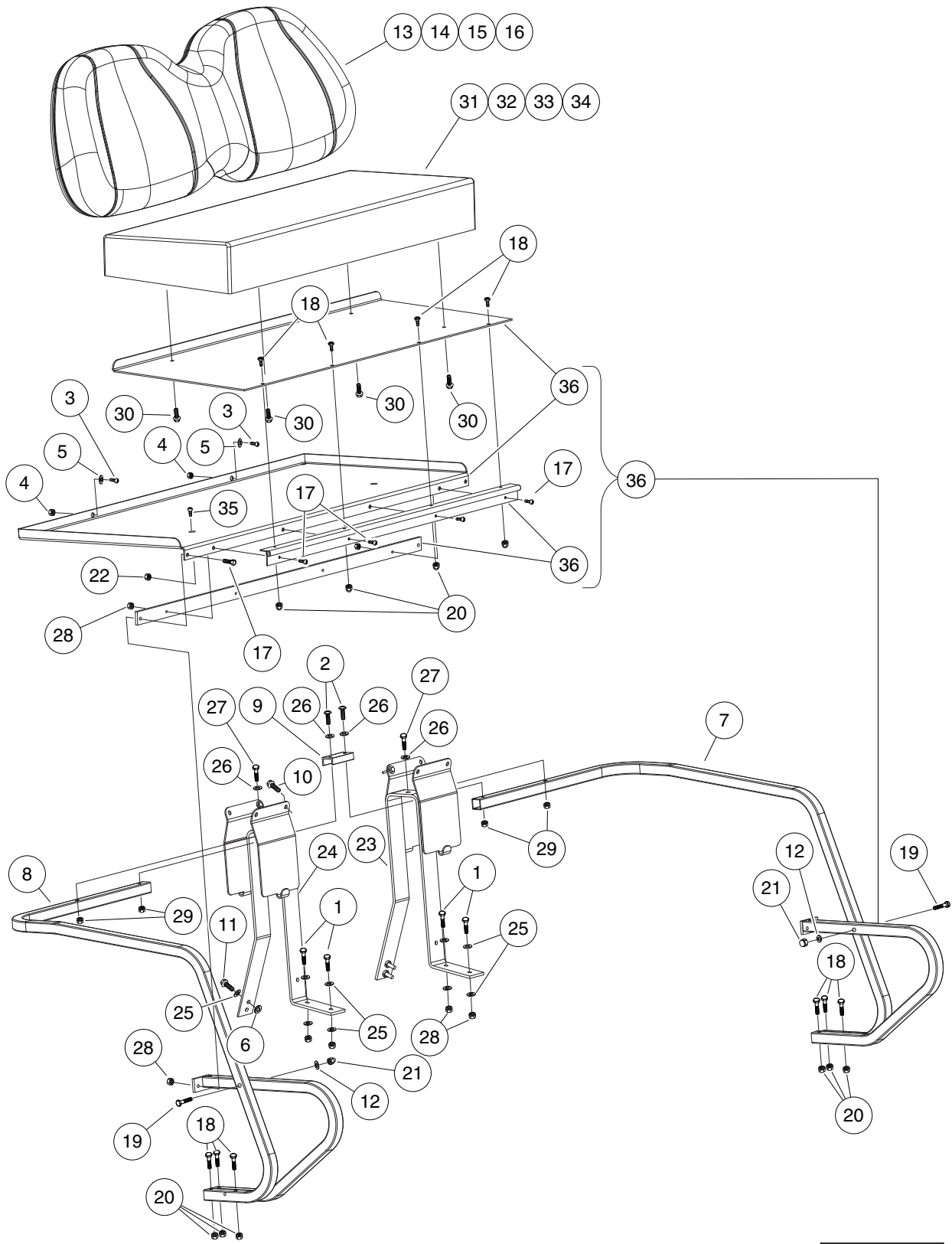
000360-004

NERF BAR

ITEM	PART NO.	DESCRIPTION	QTY
		1 2 3 4	
1	102829801	Kit, Nerf Bar, Ds/lynx (includes items 2 through 7)	1
2	1011990	Washer, 3/8 Flat	6
3	102355102	Tape, Non-skid	2
4	102829701	Asm, Nerf Bar, Dmnd Plt, Drv	1
5	102829702	Asm, Nerf Bar, Dmnd Plt,pass	1
6	320	Screw, 3/8-16 X 1.00 Hex-Head Cap	6
7	8754	Locknut, 3/8-16 Hex	6

1
G
E

1
G
E



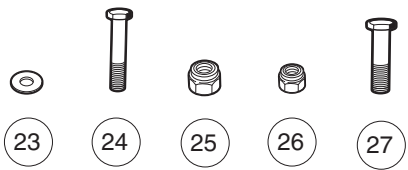
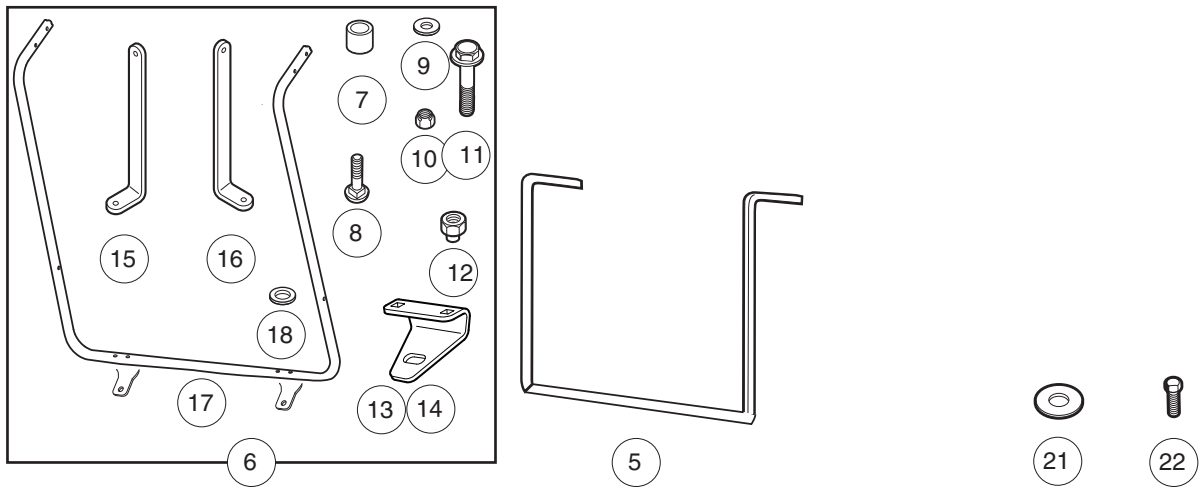
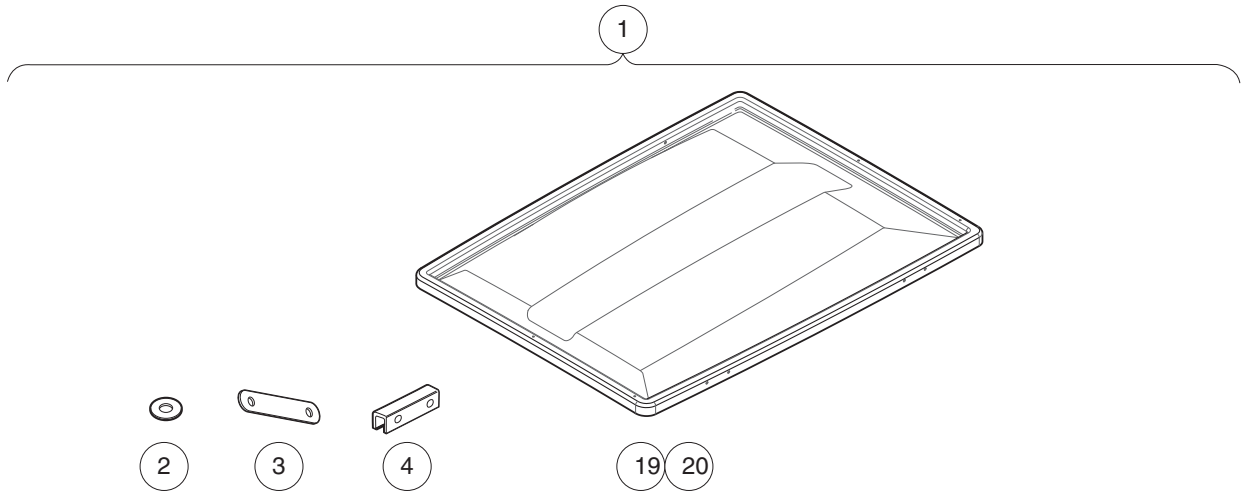
000841-001

REAR, FOLD DOWN SEAT

ITEM	PART NO.	DESCRIPTION	QTY
		1 2 3 4	
1	1010577	Bolt, Hex-Head, 5/16-18 X 1.50	4
2	1011988	Screw, 1/4-20 X 2.00 Phillips Truss-Head	2
3	1015059	Screw, 5/16-18 X 1.0 Phl Truss	2
4	1015072	Locknut, 5/16-18 Nylon Insert	2
5	1015077	Washer, 5/16 Flat	2
6	1017774	Body Spacer	4
7	101841201	Armrest, Seat, Rear, Right-Hand	1
8	101841202	Armrest, Seat, Rear, Left-Hand	1
9	101841301	Armrest Bracket	1
10	101910401	Screw, 5/16-18 X 1.25 Thrd Frm	4
11	102296530	Screw - M6 X 1.0 X 30 Sems	2
12	102324901	Washer, Flat, 1/4", Blk	2
13	102503211	4 Pass Backrest Asm-beige	1
14	102503212	4 Pass Backrest Asm-white	1
15	102503214	Backrest Assembly, Gray	1
16	102503215	4 Pass Backrest Asm-black	1
17	102541425	Bolt, M6x1.0x25, Hex Flhd, Blk-l	6
18	102541445	Bolt-m6x1.0x45 Hex Flhd,blk	10
19	102541465	Bolt, M 6 X 1.0 X 65 Hex, Flange, Head, Black	2
20	102541501	Nut-m6x1.0 Fl Mtl Lock,blk	10
21	102582401	Cap Nut M6, Sp	6
22	102618601	Lock Nut, Flange, M8 X 1.25 Nylon	2
23	103378301	Weldment, Bracket, Seat, Fd Rh	1
24	103378302	Weldment, Bracket, Seat, Fd Lh	1
25	1241	Washer, 5/16 Type A Flat	12
26	332	Washer, 1/4 Type A Narrow Flat	6
27	7311	Screw, 1/4-20 X 2.00 Hex-Head Cap	2
28	7473	Locknut, 5/16-18 Nylon Insert	12
29	8233	Locknut, 1/4-20, Nylon Insert	4
30	SVPP230201	1/4-20x.75 Fl Hd Mach Scr Ss	4
31	SVPP230901	Seat Sub Asm, Beige	1
32	SVPP230902	Seat Sub Asm, White	1
33	SVPP230903	Seat Asm - Gray	1
34	SVPP230904	Seat Sub Asm, Blk	1
35	SVPP234001	M8x1.25x25 Fl Hd Mach Scr	2
36	SVPP285901	Kit, Fold Downxrt 800/810/850	1

1
G
E

1
G
E



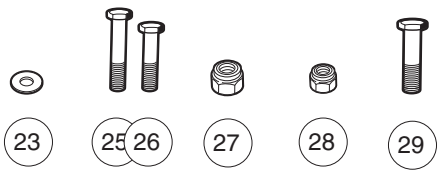
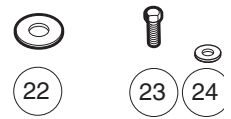
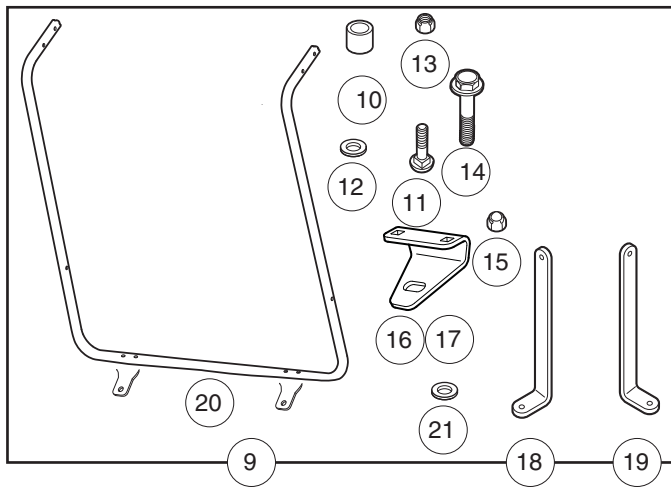
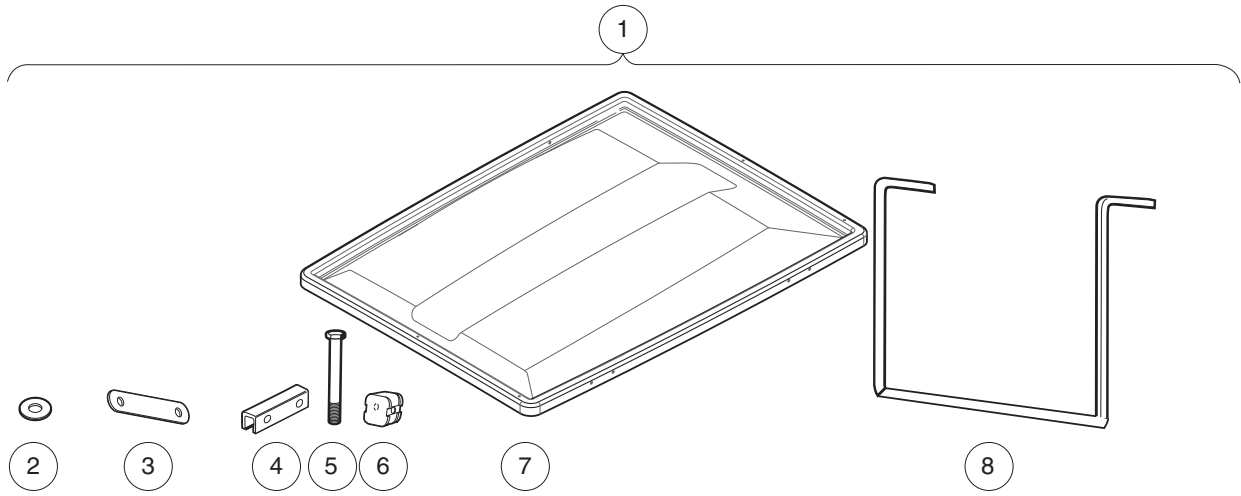
001532-001

CANOPY (WHITE) FOR VEHICLES EQUIPPED WITH BED

ITEM	PART NO.	DESCRIPTION	QTY
		1 2 3 4	
1	103410501	Kit, Canopy, White, 56" (includes items 2 through 27)	1
2	1010517	Washer, .88 Od X .343 Id Nylon	2
3	1011852	Plate, Canopy Trim	8
4	1012008	Support, Side Canopy	2
5	103411001	Brace, Canopy, Short, Bed	1
6	103795503	Asm, W/s Frame, Canopy, Black (includes items 7 through 18)	1
7	1010237	Bushing	2
8	N/A	Bolt, 1/4-20 X 1.50 Rd Hd Sq N	4
9	1011964	Washer, 1/4 Flat	2
10	1015091	Nut, 1/4-20 Stainless-Steel Center-Lock Cap	4
11	102076702	Screw, 1/4-20 X 1.75 Hexhead,SEMS, Black	2
12	102242401	Nut - Nylon Insert W/cap	2
13	102854301	Bracket, Support, Windshield Frame, Driver-Side	1
14	102854302	Bracket, Support, Windshield Frame, Passenger-Side	1
15	103411101	Brace, Knee, Passenger	1
16	103411201	Brace, Knee, Driver	1
17	103787302	Frame, Windshield, Vac Cowl	1
18	332	Washer, 1/4 Type A Narrow Flat	4
19	103804003	Asm, Canopy, Utility White (includes item 20)	1
20	1011942	Modified Grommet	2
21	1241	Washer, 5/16 Type A Flat	6
22	304	Screw, 1/4-20 X 1.0 Hex-Head Cap	2
23	332	Washer, 1/4 Type A Narrow Flat	18
24	7311	Screw, 1/4-20 X 2.00 Hex-Head Cap	8
25	7473	Locknut, 5/16-18 Nylon Insert	3
26	8233	Locknut, 1/4-20, Nylon Insert	8
27	8963	Screw, 5/16-18 X 1.75 Hex-Head Cap	3

1
G
E

1
G
E



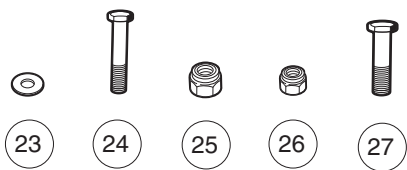
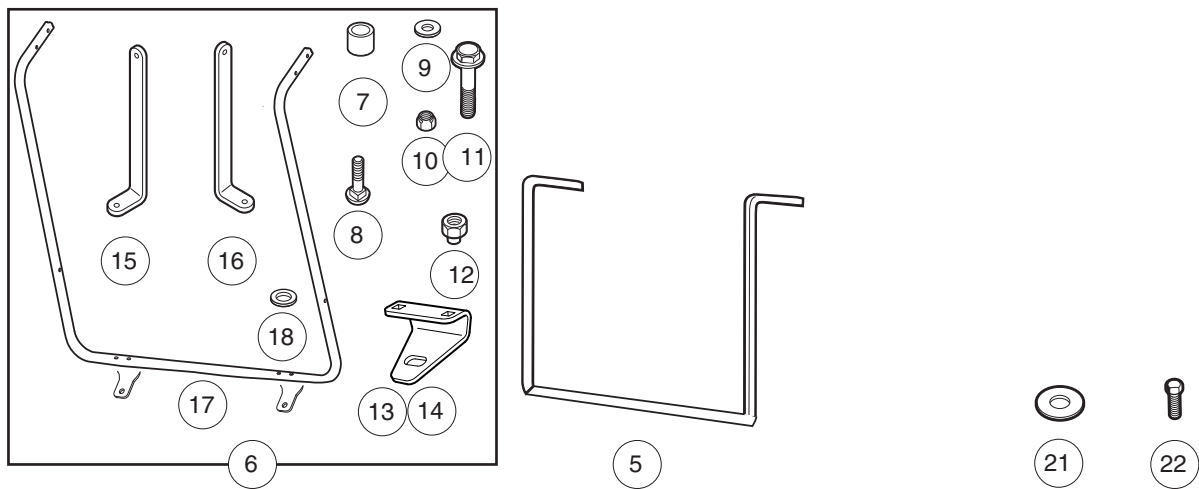
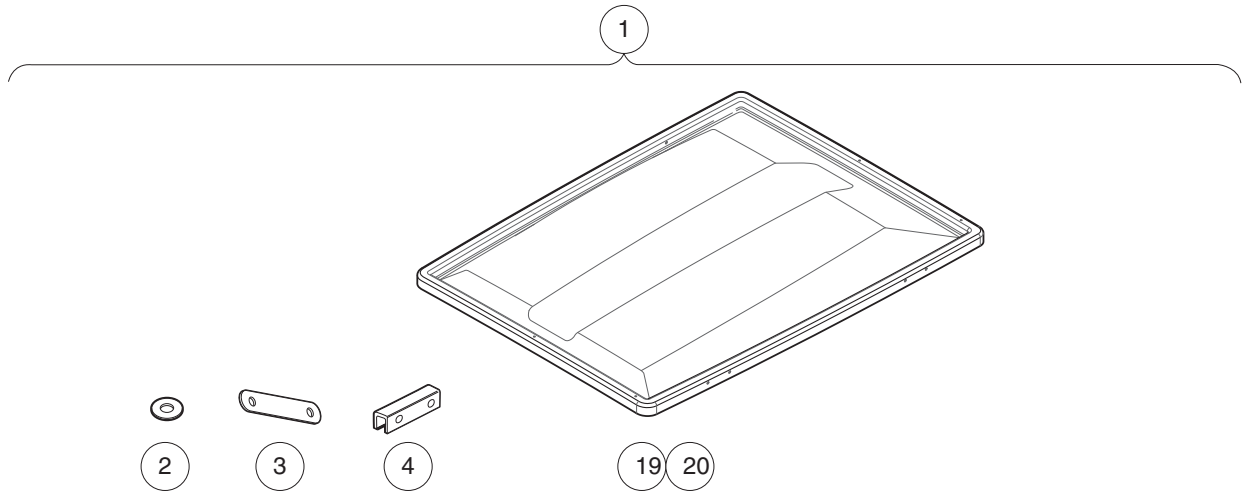
001532-002

CANOPY (WHITE), VEHICLE WITH FOLD DOWN REAR SEAT

ITEM	PART NO.	DESCRIPTION	QTY
		1 2 3 4	
1	103410701	Kit, Canopy, White 80" Fld Dwn (includes items 2 through 29)	1
2	1010517	Washer, .88 Od X .343 Id Nylon	2
3	1011852	Plate, Canopy Trim	8
4	1012008	Support, Side Canopy	2
5	1013872	Bolt, 1/4-20 X 4.00 Hex Head	2
6	1013884	Spacer, Bag Hoop	10
7	N/A	Canopy, 80" White, Plain Band	1
8	103410901	Brace, Canopy, Rear, Long	1
9	103795503	Asm, W/s Frame, Canopy, Black (includes items 10 through 21)	1
10	1010237	Bushing	2
11	N/A	Bolt, 1/4-20 X 1.50 Rd Hd Sq N	4
12	1011964	Washer, 1/4 Flat	2
13	1015091	Nut, 1/4-20 Stainless-Steel Center-Lock Cap	4
14	102076702	Screw, 1/4-20 X 1.75 Hexhead,SEMS, Black	2
15	102242401	Nut - Nylon Insert W/cap	2
16	102854301	Bracket, Support, Windshield Frame, Driver-Side	1
17	102854302	Bracket, Support, Windshield Frame, Passenger-Side	1
18	103411101	Brace, Knee, Passenger	1
19	103411201	Brace, Knee, Driver	1
20	103787302	Frame, Windshield, Vac Cowl	1
21	332	Washer, 1/4 Type A Narrow Flat	4
22	1241	Washer, 5/16 Type A Flat	6
23	304	Screw, 1/4-20 X 1.0 Hex-Head Cap	2
24	332	Washer, 1/4 Type A Narrow Flat	22
25	343	Screw, 1/4-20 X 3.00 Hx Hd Cap	8
26	7311	Screw, 1/4-20 X 2.00 Hex-Head Cap	8
27	7473	Locknut, 5/16-18 Nylon Insert	3
28	8233	Locknut, 1/4-20, Nylon Insert	10
29	8963	Screw, 5/16-18 X 1.75 Hex-Head Cap	3

1
G
E

1
G
E



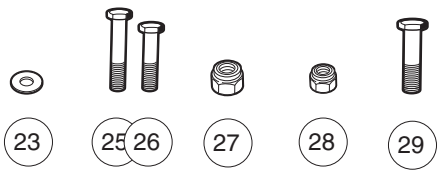
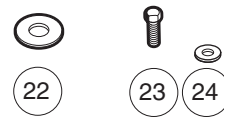
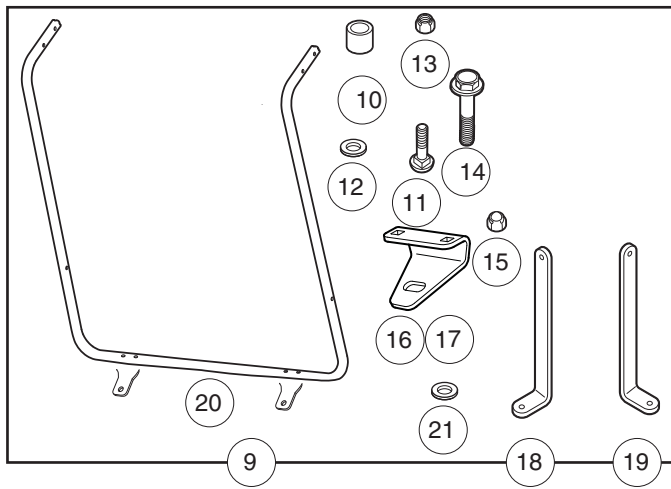
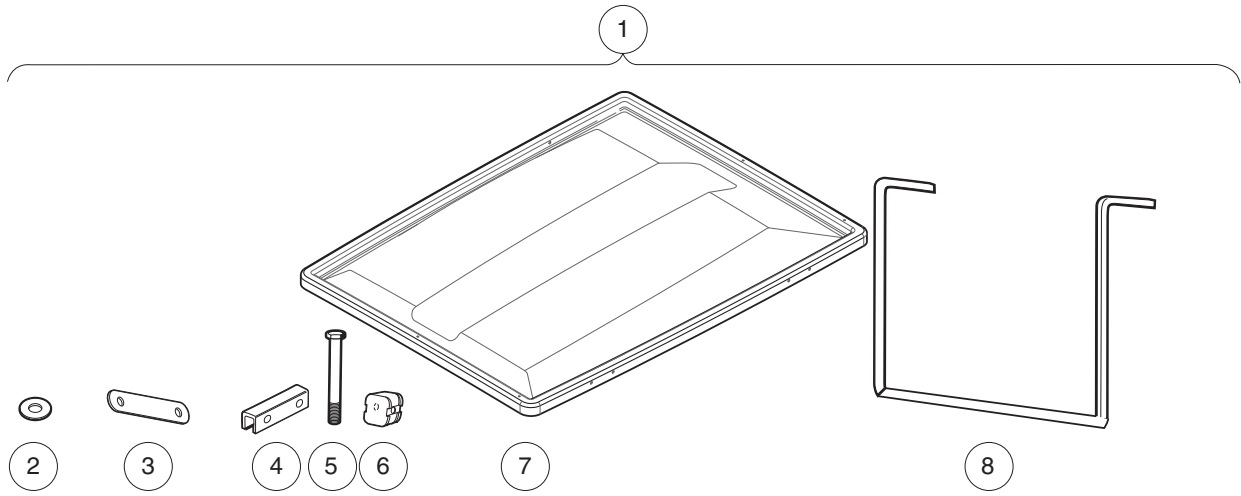
001532-001

CANOPY (BLACK) FOR VEHICLES EQUIPPED WITH BED

ITEM	PART NO.	DESCRIPTION	QTY
		1 2 3 4	
1	103410401	Kit, Canopy, Black, 56" (includes items 2 through 27)	1
2	1010517	Washer, .88 Od X .343 Id Nylon	2
3	1011852	Plate, Canopy Trim	8
4	1012008	Support, Side Canopy	2
5	103411001	Brace, Canopy, Short, Bed	1
6	103795503	Asm, W/s Frame, Canopy, Black (includes items 7 through 18)	1
7	1010237	Bushing	2
8	N/A	Bolt, 1/4-20 X 1.50 Rd Hd Sq N	4
9	1011964	Washer, 1/4 Flat	2
10	1015091	Nut, 1/4-20 Stainless-Steel Center-Lock Cap	4
11	102076702	Screw, 1/4-20 X 1.75 Hexhead,SEMS, Black	2
12	102242401	Nut - Nylon Insert W/cap	2
13	102854301	Bracket, Support, Windshield Frame, Driver-Side	1
14	102854302	Bracket, Support, Windshield Frame, Passenger-Side	1
15	103411101	Brace, Knee, Passenger	1
16	103411201	Brace, Knee, Driver	1
17	103787302	Frame, Windshield, Vac Cowl	1
18	332	Washer, 1/4 Type A Narrow Flat	4
19	103804004	Asm, Canopy, Utility Black (includes item 20)	1
20	1011942	Modified Grommet	2
21	1241	Washer, 5/16 Type A Flat	6
22	304	Screw, 1/4-20 X 1.0 Hex-Head Cap	2
23	332	Washer, 1/4 Type A Narrow Flat	18
24	7311	Screw, 1/4-20 X 2.00 Hex-Head Cap	8
25	7473	Locknut, 5/16-18 Nylon Insert	3
26	8233	Locknut, 1/4-20, Nylon Insert	8
27	8963	Screw, 5/16-18 X 1.75 Hex-Head Cap	3

1
G
E

1
G
E



001532-002

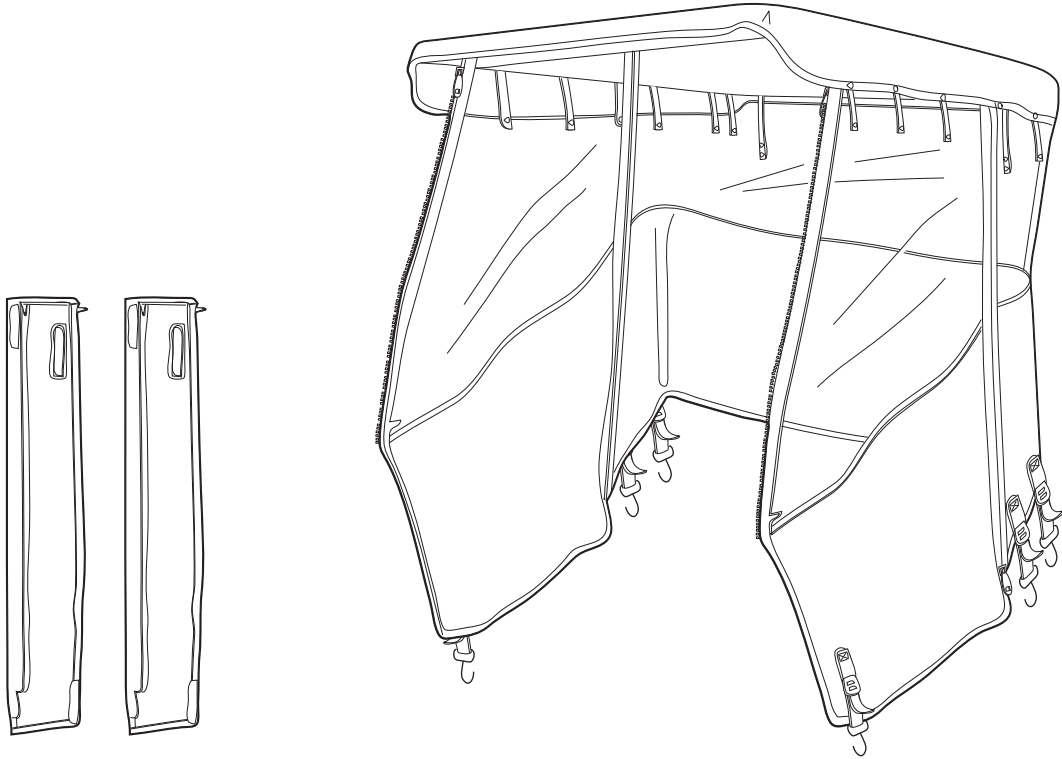
CANOPY (BLACK), VEHICLE WITH FOLD DOWN REAR SEAT

ITEM	PART NO.	DESCRIPTION	QTY
		1 2 3 4	
1	103410601	Kit, Canopy, Black 80" Fld Dwn (includes items 2 through 29)	1
2	1010517	Washer, .88 Od X .343 Id Nylon	2
3	1011852	Plate, Canopy Trim	8
4	1012008	Support, Side Canopy	2
5	1013872	Bolt, 1/4-20 X 4.00 Hex Head	2
6	1013884	Spacer, Bag Hoop	10
7	103410803	Canopy, 80" Black, Black Band	1
8	103410901	Brace, Canopy, Rear, Long	1
9	103795503	Asm, W/s Frame, Canopy, Black (includes items 10 through 21)	1
10	1010237	Bushing	2
11	N/A	Bolt, 1/4-20 X 1.50 Rd Hd Sq N	4
12	1011964	Washer, 1/4 Flat	2
13	1015091	Nut, 1/4-20 Stainless-Steel Center-Lock Cap	4
14	102076702	Screw, 1/4-20 X 1.75 Hexhead,SEMS, Black	2
15	102242401	Nut - Nylon Insert W/cap	2
16	102854301	Bracket, Support, Windshield Frame, Driver-Side	1
17	102854302	Bracket, Support, Windshield Frame, Passenger-Side	1
18	103411101	Brace, Knee, Passenger	1
19	103411201	Brace, Knee, Driver	1
20	103787302	Frame, Windshield, Vac Cowl	1
21	332	Washer, 1/4 Type A Narrow Flat	4
22	1241	Washer, 5/16 Type A Flat	6
23	304	Screw, 1/4-20 X 1.0 Hex-Head Cap	2
24	332	Washer, 1/4 Type A Narrow Flat	22
25	343	Screw, 1/4-20 X 3.00 Hx Hd Cap	8
26	7311	Screw, 1/4-20 X 2.00 Hex-Head Cap	8
27	7473	Locknut, 5/16-18 Nylon Insert	3
28	8233	Locknut, 1/4-20, Nylon Insert	10
29	8963	Screw, 5/16-18 X 1.75 Hex-Head Cap	3

1
G
E

1
G
E

1
2



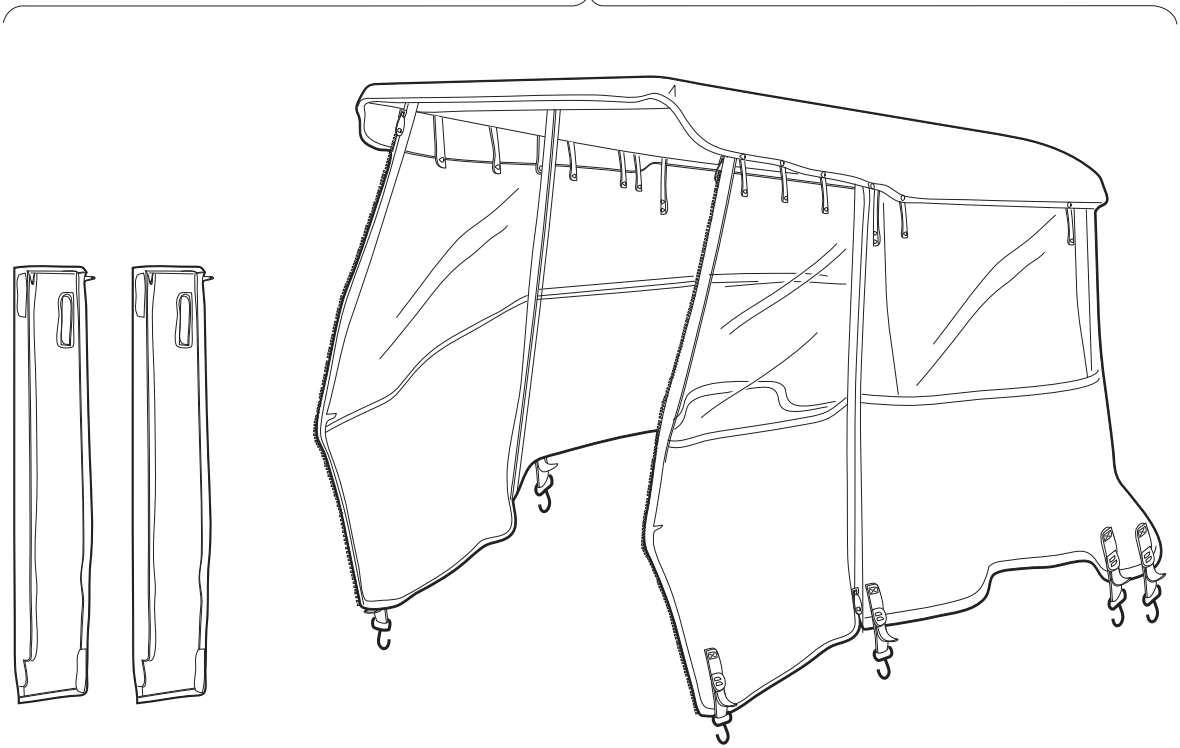
001309-001

ENCLOSURE, 3-SIDED – FOR VEHICLE WITH CARGO BED

ITEM	PART NO.	DESCRIPTION	QTY
1	102852801	1 2 3 4 Kit, Enclosure, Gray, W/ Bed	1
2	103407601	Kit, Enclosure, Black, W/ Bed	1

1
G
E

1
2



001310-001

ENCLOSURE, 3-SIDED – FOR VEHICLE WITH FOLDDOWN REAR SEAT

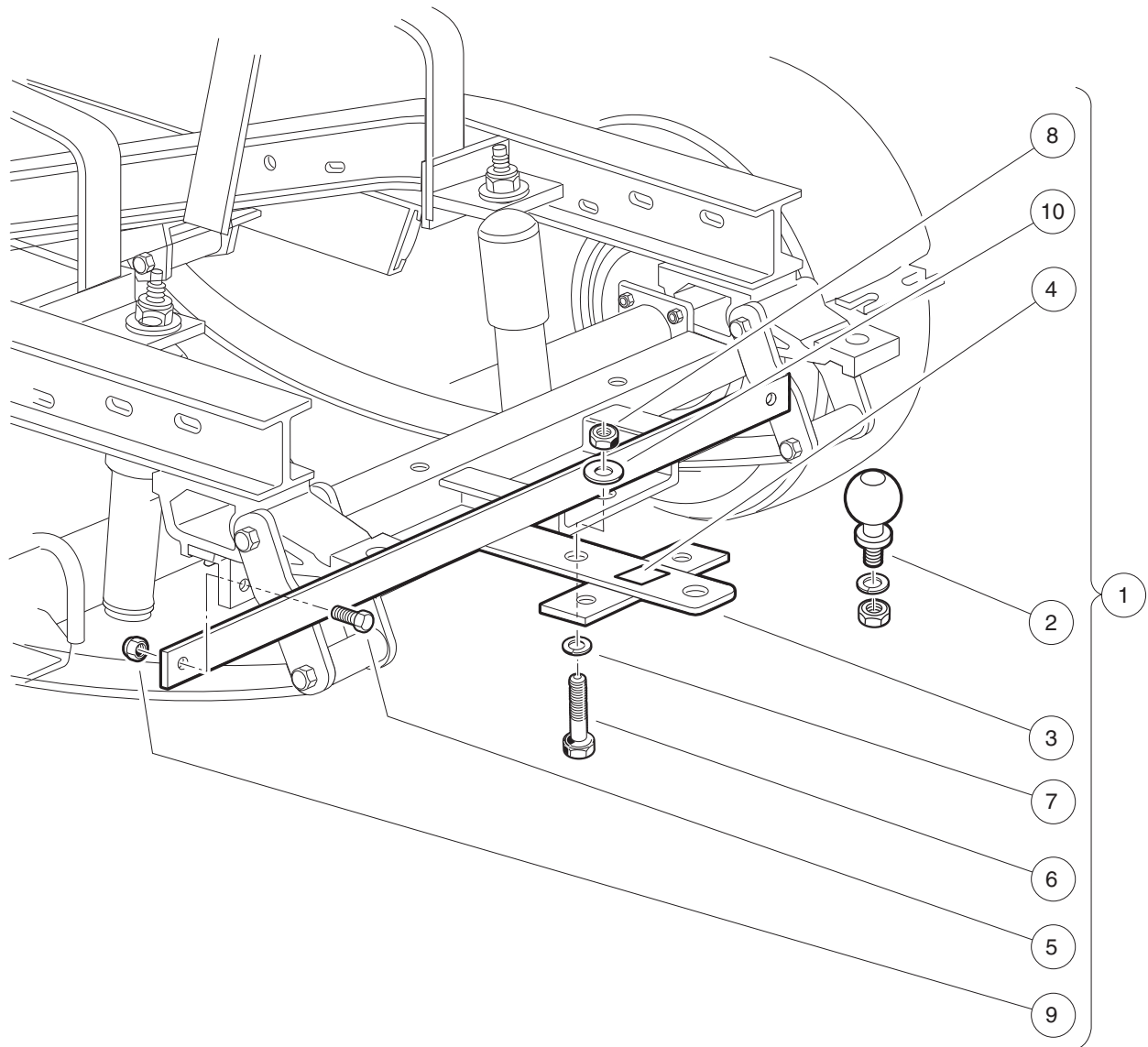
ITEM	PART NO.	DESCRIPTION	QTY
		1 2 3 4	
1	103407701	Kit, Enclosure, Gray, W/ Folddown Seat	1
2	103407801	Kit, Enclosure, Black, W/ Folddown Seat	1

1

G

E

1
G
E

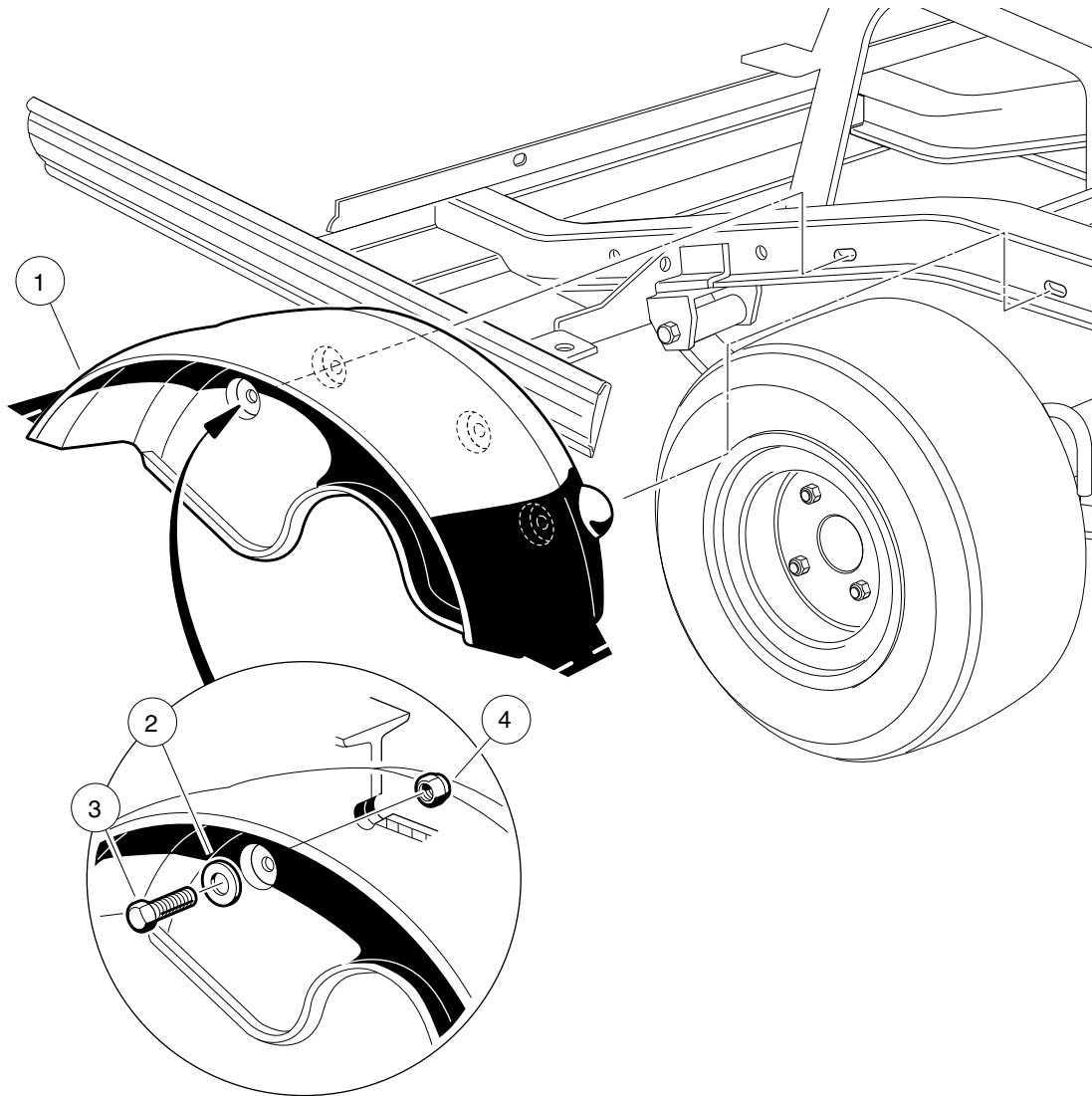


001432-001

TRAILER HITCH

ITEM	PART NO.	DESCRIPTION	QTY
		1 2 3 4	
1	1011522	Kit, Trailer Hitch (1-7/8 Ball (includes items 2 through 10)	1
2	1011546	Trailer Hitch Ball - 1 7/8"	1
3	N/A	Trailer Hitch Weld Assy'	1
4	1011553	Decal, Trailer Hitch	1
5	1218	Screw, 5/16-18 X 1.25 Hex-Head Cap	2
6	1624	Screw, 3/8-16 X 1.50, Hex-Head Cap	1
7	357	Lockwasher, 3/8 Split	1
8	706	Nut, Hex 3/8-16	1
9	7473	Locknut, 5/16-18 Nylon Insert	2
10	808	Washer, 3/8 Type B Flat	1

1
G
E



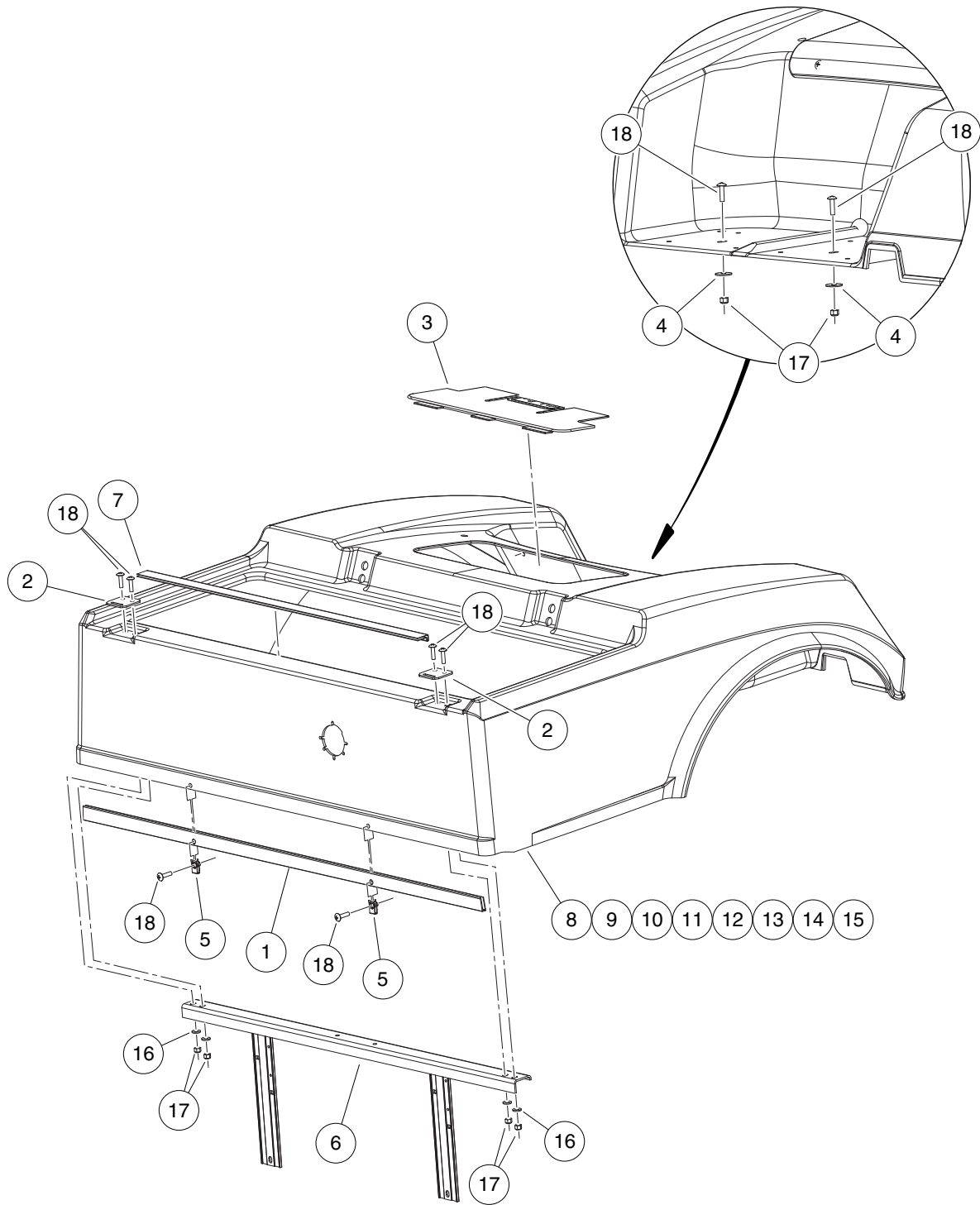
000747-001

INNER FENDER

ITEM	PART NO.	DESCRIPTION	QTY
		1 2 3 4	
1	1017936	Fender, Inner	2
2	332	Washer, 1/4 Type A Narrow Flat	4
3	7847	Screw, 1/4-20 X 0.75 Hex-Head Cap	4
4	8233	Locknut, 1/4-20, Nylon Insert	4

1
G
E

1
G
E



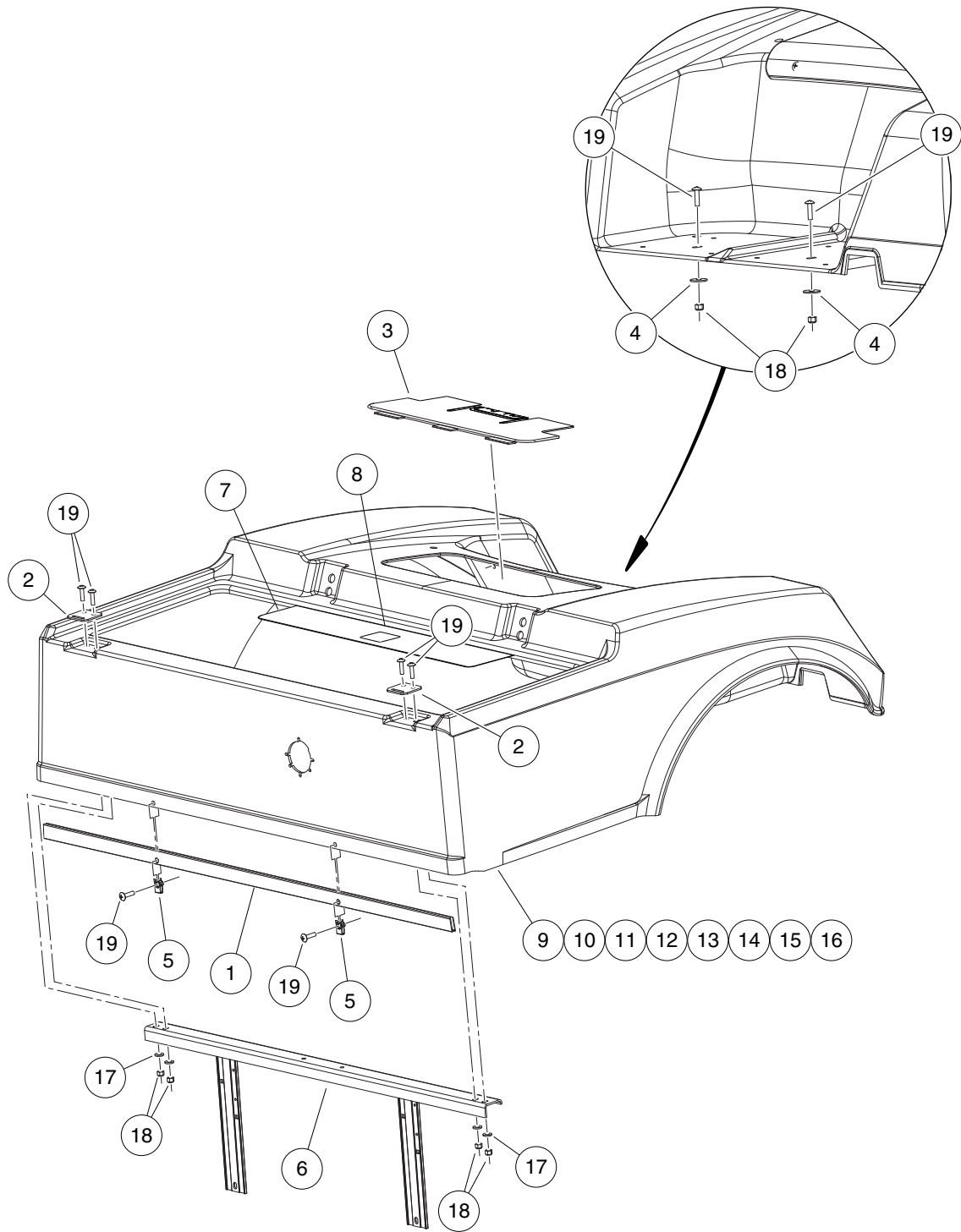
000820-001

REAR BODY – ELECTRIC VEHICLES

ITEM	PART NO.	DESCRIPTION	QTY
		1 2 3 4	
1	1010993	Body Kick Plate	1
2	1012412	Body, Hinge Plate	2
3	101303202	Access Panel - Black, Cut	1
4	1014306	Washer, 1/4" Type B Flat	2
5	1016952	U-Nut, 1/4-20	2
6	1017141	Body Support Weldment	1
7	101837001	Battery Insulator	1
8	103365401	Body, Rear XRT Elec Red	1
9	103365402	Body, Rear XRT Elec Green	1
10	103365403	Body, Rear XRT Elec Camo (Husqvarna)	1
11	103365404	Body, Rear XRT Elec Blue	1
12	103365405	Body, Rear XRT Elec Black	1
13	103365407	Body, Rear XRT Elec Camo Hardwood (Standard camo for XRT850)	1
14	N/A	Body, Rear XRT Elec Max4	1
15	103365409	Body, Rear XRT Elec Silver	1
16	332	Washer, 1/4 Type A Narrow Flat	4
17	8233	Locknut, 1/4-20, Nylon Insert	6
18	8251	Screw, 1/4-20 X 1.0 Truss-Head Machine	8

1
G
E

1
G
E



000819-001

REAR BODY – GASOLINE VEHICLES

ITEM	PART NO.	DESCRIPTION	QTY
		1 2 3 4	
1	1010993	Body Kick Plate	1
2	1012412	Body, Hinge Plate	2
3	101303202	Access Panel - Black, Cut	1
4	1014306	Washer, 1/4" Type B Flat	2
5	1016952	U-Nut, 1/4-20	2
6	1017141	Body Support Weldment	1
7	101806901	Shield, Heat	1
8	101960501	Decal, Rotating Parts/Hot Manifold	1
9	103365501	Body, Rear XRT Gas Red	1
10	103365502	Body, Rear XRT Gas Green	1
11	103365503	Body, Rear XRT Gas Camo (Husqvarna)	1
12	103365504	Body, Rear XRT Gas Blue	1
13	103365505	Body, Rear XRT Gas Black	1
14	103365507	Body, Rear XRT Gas Hardwood	1
15	N/A	Body, Rear XRT Gas Max4	1
16	103365509	Body, Rear XRT Gas Silver	1
17	332	Washer, 1/4 Type A Narrow Flat	4
18	8233	Locknut, 1/4-20, Nylon Insert	6
19	8251	Screw, 1/4-20 X 1.0 Truss-Head Machine	8

1
G
E

BED BOX

ITEM	PART NO.	DESCRIPTION	QTY
		1 2 3 4	
1	AM10622	Kit, Bedbox, Painted (includes items 2 through 12)	1
2	1010934	Screw, 5/16-18 X 1.00 Hex Cap	4
3	1011098	.38-18 Unc-2a-3.0 Carriage Blt	2
4	1011697	Washer, 5/16 Flat	14
5	1017760	Spacer .31 X .38 X .98	2
6	101972001	Decal, D.s. Box Bed Warning (for vehicles with bed box option)	1
7	102076701	Screw, 1/4-20 X 1.75 Hex Sems	4
8	7473	Locknut, 5/16-18 Nylon Insert	8
9	8963	Screw, 5/16-18 X 1.75 Hex-Head Cap	2
10	AM1205602	Support, Seat, lcs, Bed, Ctd	2
11	N/A	Tube, Support, Bedbox, Ptd	1
12	N/A	Asm, Bed Box, Painted	1

1

G

E

1

G

E

WHEELS AND TIRES

2

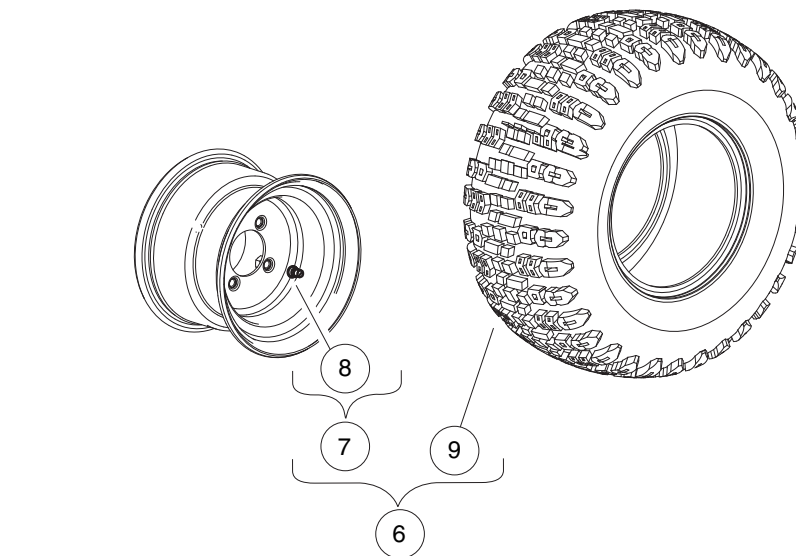
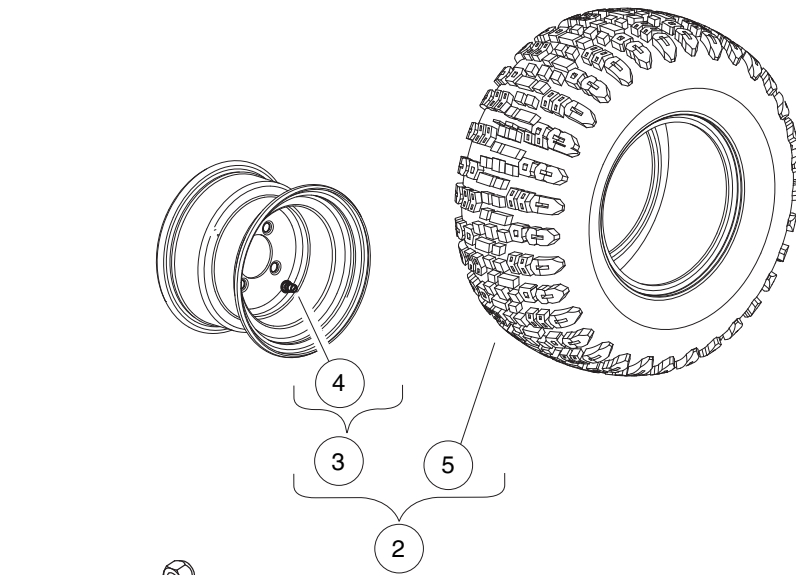
G

E

2

G

E



001323-001

WHEELS AND TIRES, OFF-ROAD – CARRYALL 550 AND XRT850

ITEM	PART NO.	DESCRIPTION	QTY
		1 2 3 4	
1	1010984	.500-20 Unf Lug Nut	16
2	105078807	Asm,whl,or,22x10-10,6pl,front (includes items 3 through 5)	2
3	105079202	Whl,10x7", Gray, 0 Os W/ Vs (includes item 4)	1
4	105078901	Valve Stem, Kenda, Tr 412	1
5	105079801	Tire, Offroad, 22x10-10, 6pl	1
6	105078814	Asm,Tire/Wheel, Off-Road, 22x10-10, 6ply, Gray (includes items 7 through 10)	2
7	105079205	Whl, 10X7, Gray, 1 NOS, W/VS (includes item 8)	2
8	105078901	Valve Stem, Kenda, Tr 412	1
9	105079801	Tire, Offroad, 22x10-10, 6pl	2
10	105216604	Decal, Wheel, K502, Rear	2

2
G
E

2

G

E

DECALS

3

G

E

UNDER 16 **WARNING**
YOUNG DRIVERS INCREASE CHANCE OF DEATH

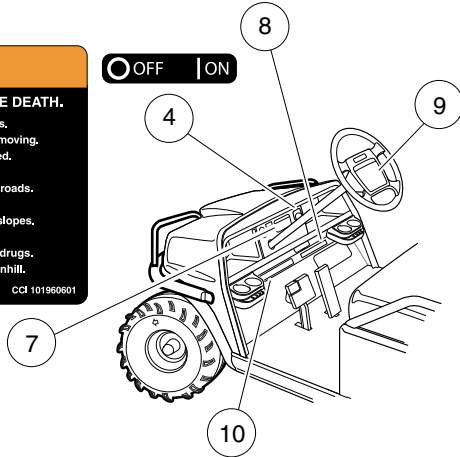
- Young drivers may not be able to control vehicle.
- No drivers younger than 16 years old.

CCI 102075801

WARNING
ROLLOVER OR FALLING OFF MAY CAUSE DEATH.

- Before using vehicle, read operating instructions.
- Remain seated and hold on to seat handle while moving.
- Do not start vehicle until all occupants are seated.
- Two (2) persons per seat maximum.
- Operate from driver side only and not on public roads.
- Keep entire body inside vehicle while moving.
- Drive slowly in turns and straight up and down slopes.
- Do not leave children unattended on vehicle.
- Never operate under the influence of alcohol or drugs.
- Use brakes to reduce speed when coasting downhill.
- Never stand in front of or behind vehicle.

CCI 101960601



OPERATING INSTRUCTIONS

- Read owner's manual and dismount safety warnings prior to driving.
- Study and understand controls.

TO OPERATE

- Turn wheels to desired direction and ensure path is clear.
- Turn key to ON position.
- While stopped, place Forward/Reverse switch in desired position: F—Forward N—Neutral R—Reverse (Buzzer will sound)
- Park brake will release and vehicle will start moving when accelerator pedal is pressed.
- Slowly press accelerator pedal to increase speed.
- To stop, release accelerator pedal and press brake pedal.

BEFORE LEAVING

- Press park brake pedal until it locks and holds vehicle.
- Place Forward/Reverse switch in NEUTRAL position.
- Turn key OFF and remove key when not in use.

MOTOR BRAKING

- Electric motor braking provides speed regulation functions.
- For parked vehicle, beeping alarm indicates vehicle roll away.
- In operation, beeping alarm indicates reduction in motor braking.
- Apply brakes to further reduce vehicle speed as required.
- System is activated only when tow switch is in the RUN position.

CCI 100338201

VEHICLE LOADING

Read Owner's Manual and warnings on dash.

- Vehicle rated capacity - 550 lbs. on level surface only. Weight to include passengers, cargo bed load, and gross trailer weight. See Owner's Manual.
- Maximum cargo load - 150 lbs. Weight to include cargo bed load and gross trailer weight.
- Maximum trailer hitch tongue weight - 150 lbs.

• Cargo should be evenly spread over the floor of the cargo bed as far forward as possible and secured.

• For vehicle stability, when fully loaded, drive slowly and avoid stopping on or backing down steep hills.

• Avoid top heavy loads. See Owner's Manual.

• When driving on uneven terrain or down steep hills, reduce speed and load.

SVP147801

DANGER / POISON

EXPLOSIVE GASES CAN CAUSE BLINDNESS OR INJURY. SHIELD EYES. NO SPARKS, FLAMES, SMOKING. SULFURIC ACID CAN CAUSE BLINDNESS OR SEVERE BURNS. FLUSH EYES IMMEDIATELY WITH WATER. GET MEDICAL HELP FAST.

KEEP OUT OF THE REACH OF CHILDREN — DO NOT TIP — KEEP VENT CAPS TIGHT AND LEVEL

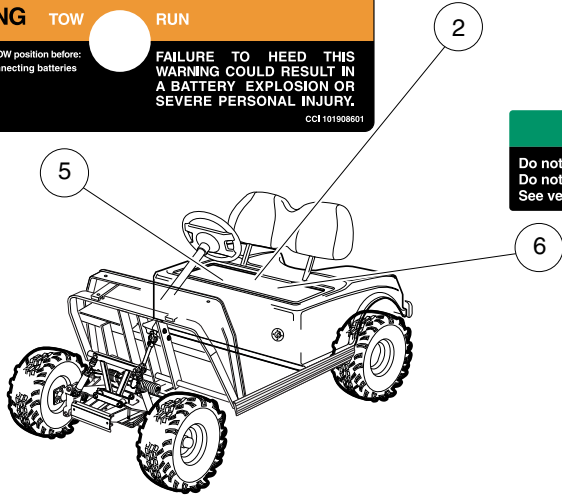
WARNING TOW RUN

Place Tow/Run switch in TOW position before:

- Disconnecting or connecting batteries
- Towing
- Extended storage
- Servicing

FAILURE TO HEED THIS WARNING COULD RESULT IN A BATTERY EXPLOSION OR SEVERE PERSONAL INJURY.

CCI 101908601



NOTICE

Do not operate vehicle without this cover properly installed. Do not direct water stream in this area; will cause damage to components. See vehicle maintenance and service manual before servicing.

CCI 101031601

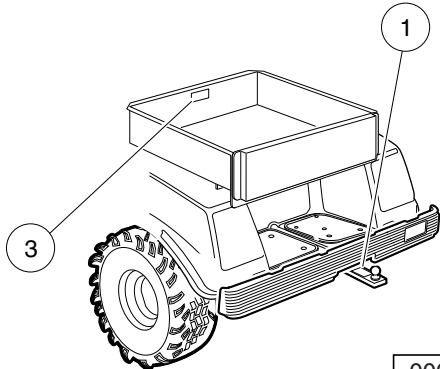
NOTICE
MAXIMUM TONGUE WEIGHT - 150 lbs.

CCI 1011553

WARNING

Riding in cargo bed can cause severe injury or death. Do not ride in cargo bed.

CCI 101553901



000829-001

SAFETY DECALS – ELECTRIC VEHICLES

ITEM	PART NO.	DESCRIPTION	QTY
		1 2 3 4	
1	1011553	Decal, Trailer Hitch	1
2	1013677	Decal, Battery Danger	1
3	101553901	Decal, Bed Load Warning	1
4	101825101	Decal, Off/On	1
5	101908601	Decal, Tow/Run Switch Warning	1
6	101931501	Decal, Component Cover	1
7	101960601	Decal, Dash Warning	1
8	102075801	Decal, Young Driver Warning	1
9	102538201	Decal, Operating Instr, Ele, Comfort Grip	1
10	SVP147801	decal, vehicle loading	1

3
G
E

⚠ WARNING

UNDER 16

YOUNG DRIVERS INCREASE CHANCE OF DEATH

- Young drivers may not be able to control vehicle.
- No drivers younger than 16 years old.

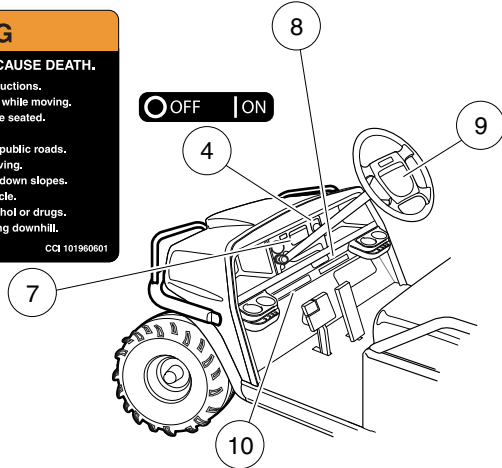
CCI 102075801

⚠ WARNING

ROLLOVER OR FALLING OFF MAY CAUSE DEATH.

- Before using vehicle, read operating instructions.
- Remain seated and hold on to seat handle while moving.
- Do not start vehicle until all occupants are seated.
- Two (2) persons per seat maximum.
- Operate from driver side only and not on public roads.
- Keep entire body inside vehicle while moving.
- Drive slowly in turns and straight up and down slopes.
- Do not leave children unattended on vehicle.
- Never operate under the influence of alcohol or drugs.
- Use brakes to reduce speed when coasting downhill.
- Never stand in front of or behind vehicle.

CCI 101960601



OPERATING INSTRUCTIONS

- Read owner's manual and safety warnings located on dash panel prior to driving.
- Study and understand controls.

TO OPERATE

- Turn wheels to desired direction and ensure path is clear.
- Turn key to ON position.
- While stopped, place shift lever in desired position:
 - F - Forward
 - N - Neutral
 - R - Reverse (Buzzer will sound)
- Park brake will release and vehicle will start moving when accelerator pedal is pressed.
- Slowly press accelerator pedal to increase speed.
- To stop, release accelerator pedal and press brake pedal.

BEFORE LEAVING

- Press park brake pedal until it locks and holds vehicle.
- Place Forward/Reverse switch in NEUTRAL position.
- Turn key OFF and remove key when not in use.

CCI 10238101

VEHICLE LOADING

Read Owner's Manual and warnings on dash.

- Vehicle rated capacity - 550 lbs. on level surface only. Weight to include passengers, cargo bed load, and gross trailer weight. See Owner's Manual.
- Maximum cargo load - 150 lbs. Weight to include cargo bed load and gross trailer weight.
- Maximum trailer hitch tongue weight - 150 lbs.
- Cargo should be evenly spread over the floor of the cargo bed as far forward as possible and secured.
- For vehicle stability, when fully loaded, drive slowly and avoid stopping on or backing down steep hills.
- Avoid top heavy loads. See Owner's Manual.
- When driving on uneven terrain or down steep hills, reduce speed and load.

SVP147801

⚠ WARNING

⚡ Negative frame ground. Can cause severe injury. Do not contact positive (+) battery post or cable to frame. Disconnect negative battery lead first.

⚠ WARNING

⚠ Excessive speed. Can cause severe injury or death. Do not tamper with engine governor adjustment.

CCI 1019152-01

⚠ WARNING

🔥 **GASOLINE EXPLOSION / FIRE.**

- Can cause severe injury or death.
- No smoking, sparks, or open flame.
- Stop engine, allow to cool before refueling.
- Turn fuel valve (—) on during operation. (→) off during storage or transport.

CCI 101547901

⚠ WARNING

🎯 **CAN CAUSE SEVERE INJURY**

Rotating parts

🔥 **HOT manifold & muffler**

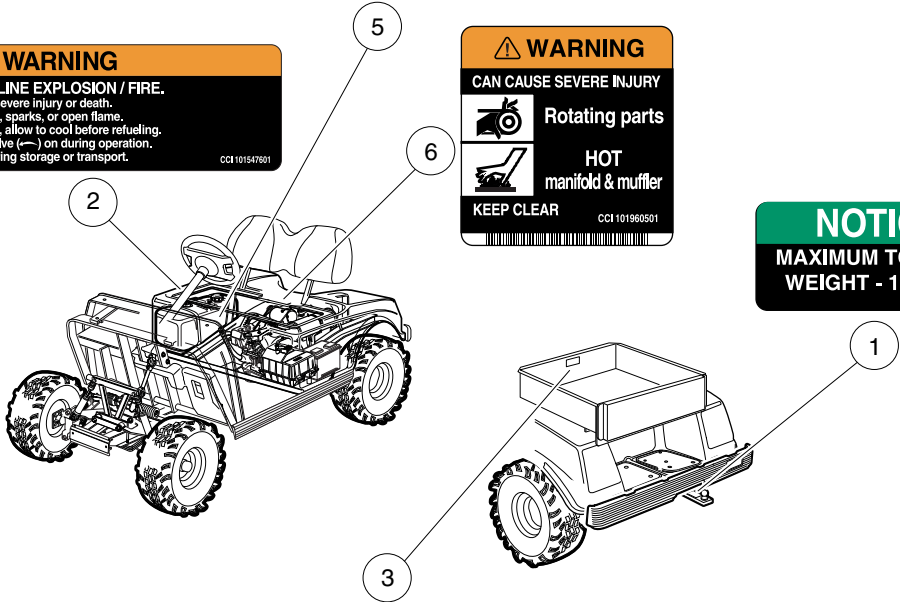
KEEP CLEAR

CCI 101960501

NOTICE

MAXIMUM TONGUE WEIGHT - 150 lbs.

CCI 1011553



⚠ WARNING

🚶 **Riding in cargo bed can cause severe injury or death. Do not ride in cargo bed.**

CCI 101553901

000830-001

SAFETY DECALS – GASOLINE VEHICLES

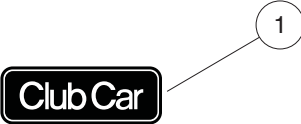
ITEM	PART NO.	DESCRIPTION	QTY
		1 2 3 4	
1	1011553	Decal, Trailer Hitch	1
2	101547601	Decal, Gasoline Explosion/Fire Warning	1
3	101553901	Decal, Bed Load Warning	1
4	101825101	Decal, Off/On	1
5	101915201	Decal, Frame Ground and Governor Warning	1
6	101960501	Decal, Rotating Parts/Hot Manifold	2
7	101960601	Decal, Dash Warning	1
8	102075801	Decal, Young Driver Warning	1
9	102538101	Decal, Operating Instructions, Gas, Comfort Grip	1
10	SVP147801	decal, vehicle loading	1

3
G
E

3

G

E



000828-002

BADGING DECALS

ITEM	PART NO.	DESCRIPTION	QTY
		1 2 3 4	
1	102046501	Decal, CC Nameplate, Utility	1
2	103389101	Decal, 850, Drv	1
3	103389201	Decal, 850, Pass	1
4	103389301	Decal, 850 E, Drv	1
5	103389401	Decal, 850 E, Pass	1

3

G

E

3

G

E

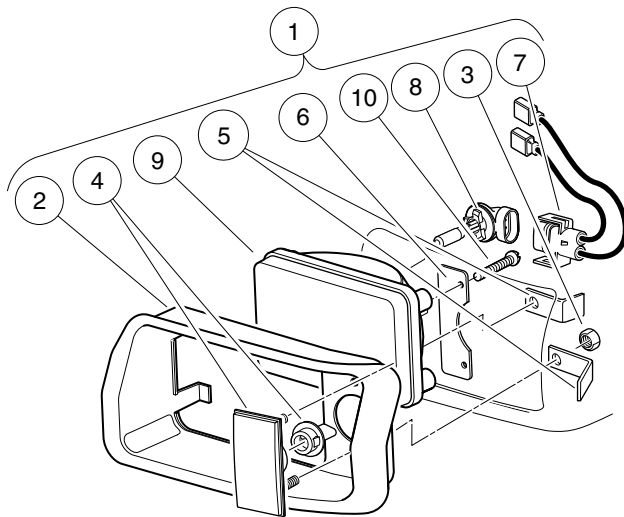
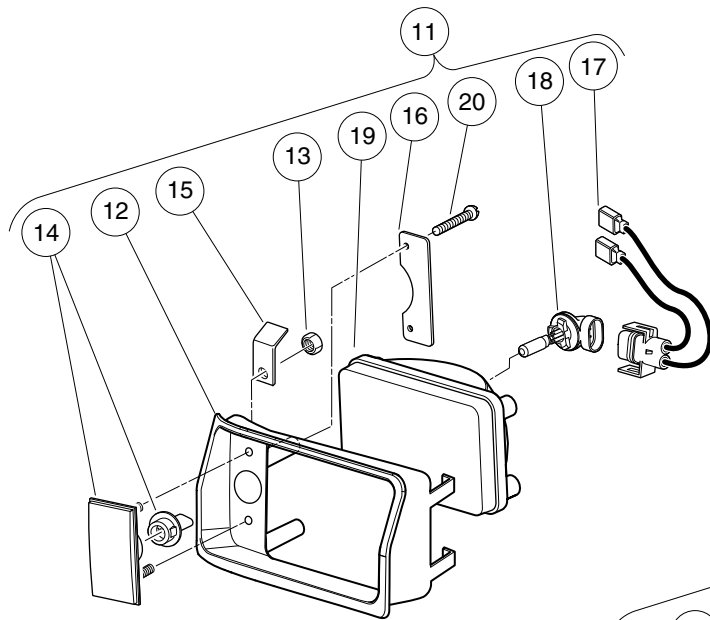
LIGHTS, CONTROLS, AND INDICATORS

4

G

E

4
G
E



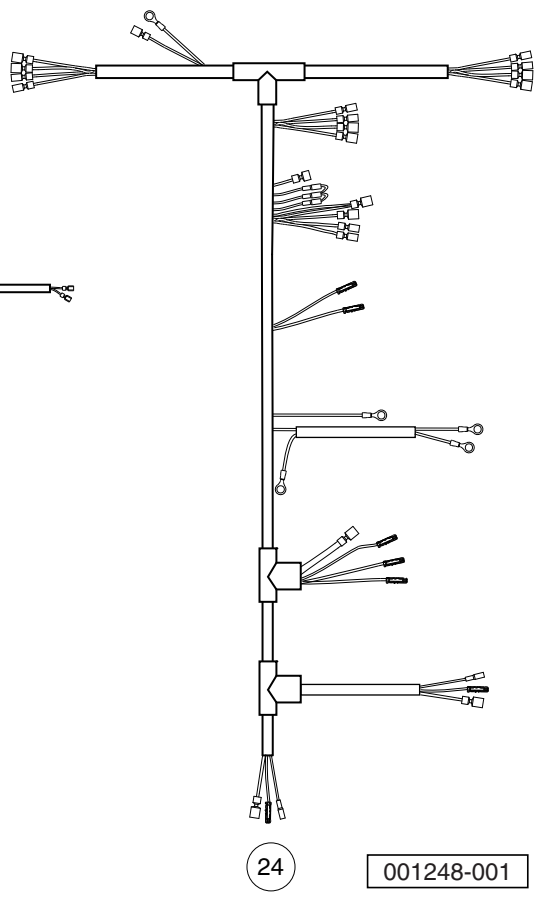
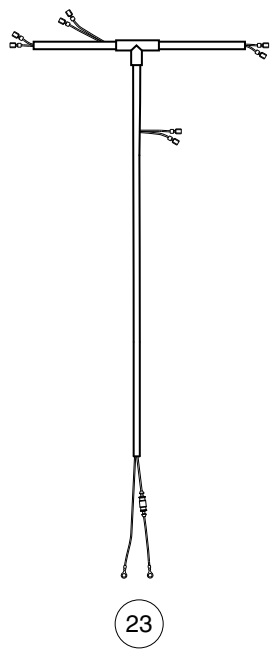
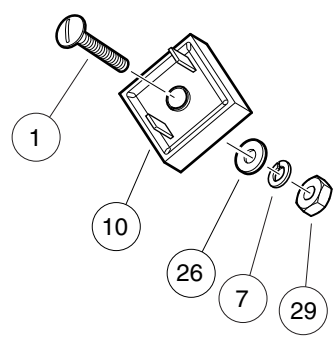
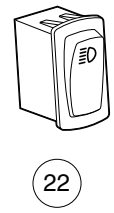
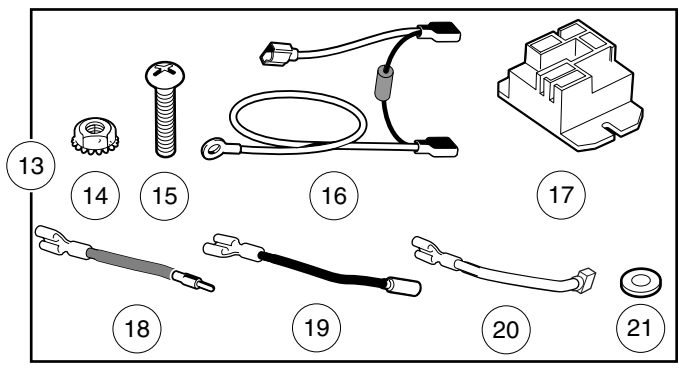
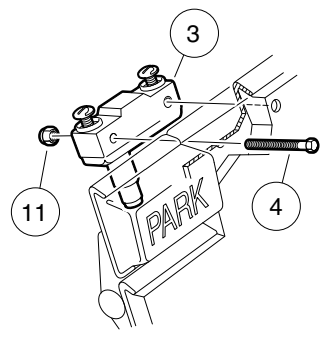
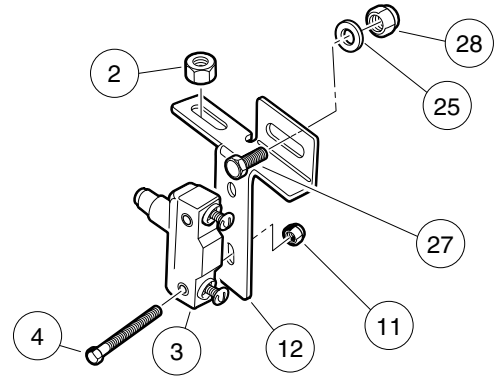

001097-001

HEADLIGHTS

ITEM	PART NO.	DESCRIPTION	QTY
		1 2 3 4	
1	101988001	Headlight Assembly, Driver-Side Single Beam (includes items 2 through 10)	1
2	1016880	Headlight Bezel, Left	1
3	1017	Nut, #10-24 Stainless-Steel Hex Machine	2
4	1017062	Turn Signal Lens Assy	1
5	1017064	Mounting Bracket	2
6	1017065	Retainer, Headlight	1
7	101987901	Connector, Harness Assembly, Headlight	1
8	101988101	Bulb, Headlight	1
9	101988201	Lens, Headlight	1
10	1620	Screw, #10-16 X 0.75 Pan-Head Tap	2
11	101988002	Headlight Assy, Passenger-Side Single Beam (includes items 12 through 20)	1
12	1016879	Headlight Bezel, Right	1
13	1017	Nut, #10-24 Stainless-Steel Hex Machine	2
14	1017062	Turn Signal Lens Assy	1
15	1017064	Mounting Bracket	2
16	1017065	Retainer, Headlight	1
17	101987901	Connector, Harness Assembly, Headlight	1
18	101988101	Bulb, Headlight	1
19	101988201	Lens, Headlight	1
20	1620	Screw, #10-16 X 0.75 Pan-Head Tap	2

4
G
E

4
G
E



001248-001

LIGHTING SYSTEM COMPONENTS – XRT800/810/850 GASOLINE VEHICLES

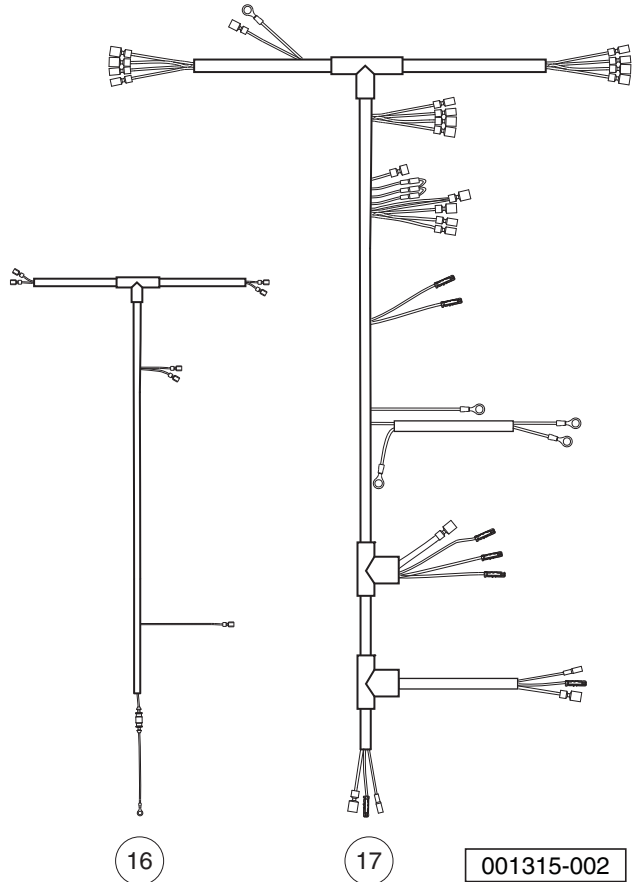
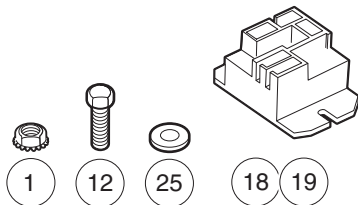
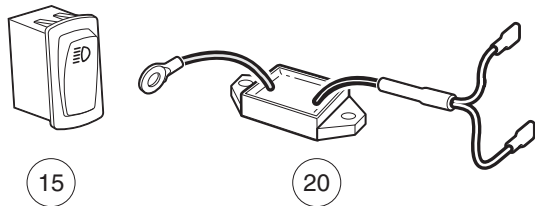
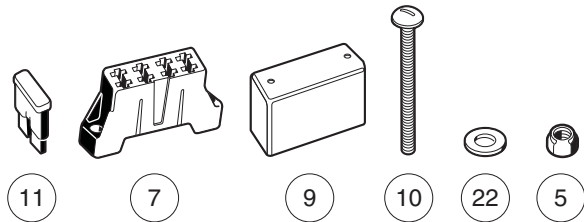
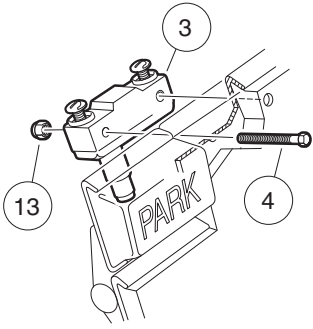
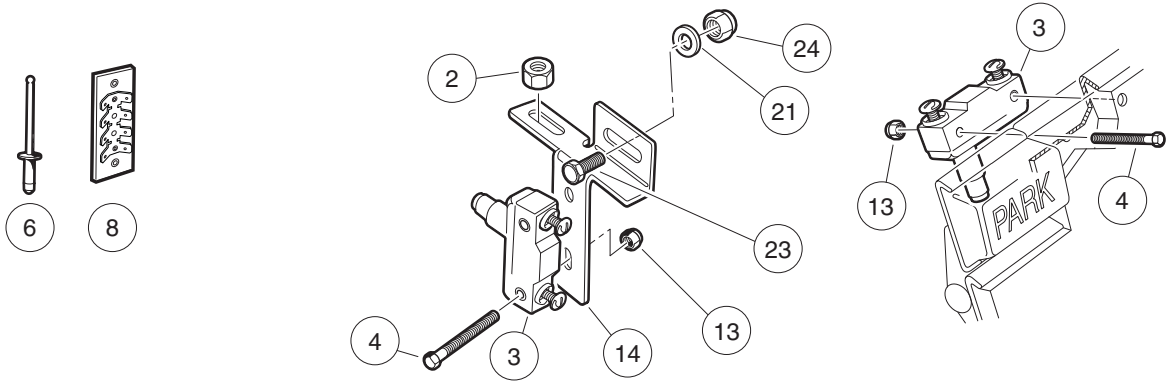
ITEM	PART NO.	DESCRIPTION	QTY
		1 2 3 4	
1	1010909	Screw, #10-32 X 1.25 Rd Hd Mch	1
2	1011280	Locknut, 5/16-18	1
3	1011439	Switch, Limit	2
4	1011557	Screw, #6-32 X 1.00 Hex-Head Machine	4
5	1013357	Rivet, 5/32 Aluminum Pop	2
6	1015741	Fuse Block	1
7	1016	Lockwasher, #10 Split	1
8	1016356	Terminal Block with Insulator	1
9	1016423	Fuse, 20-Amp	3
10	1017721	Limiter, Voltage	1
11	101932201	Locknut, #6-32 Nylon	4
12	101957101	Bracket, Brake Light Switch	1
13	102198701	Brake Relay Kit - 12v (includes items 14 through 21)	1
14	1011229	Locknut, #6-32 Whiz	2
15	1017853	Screw, #6-32 X 0.75 Hex-Head Machine	2
16	101914401	Assembly, Voltage Suppressor	1
17	102199001	Relay, 12-Volt	1
18	102199201	Wire Asm #18 Brown	1
19	102199301	Wire Asm #18 Black	1
20	102199401	Wire Asm #18 Black	1
21	7591	Washer, #6, Flat	2
22	102869401	Switch, Rocker, Light	1
23	103255601	Wire Harness, Headlights-Only, CA, Gas	1
24	103256901	Wire Harness, Lighting, CA2	1
25	1241	Washer, 5/16 Type A Flat	1
26	183	Washer, #10, Type A, Flat	1
27	7173	Screw, 5/16-18 X 0.75, Hex-Head Cap	1
28	7473	Locknut, 5/16-18 Nylon Insert	1
29	7893	Nut, #10-32 Hex	1
Note: Use item 23 for headlights only. NOTE 2: Use item 24 for headlights and taillights. NOTE 3: Items 23 and 24 are used in many different models.			

4

G

E

4
G
E



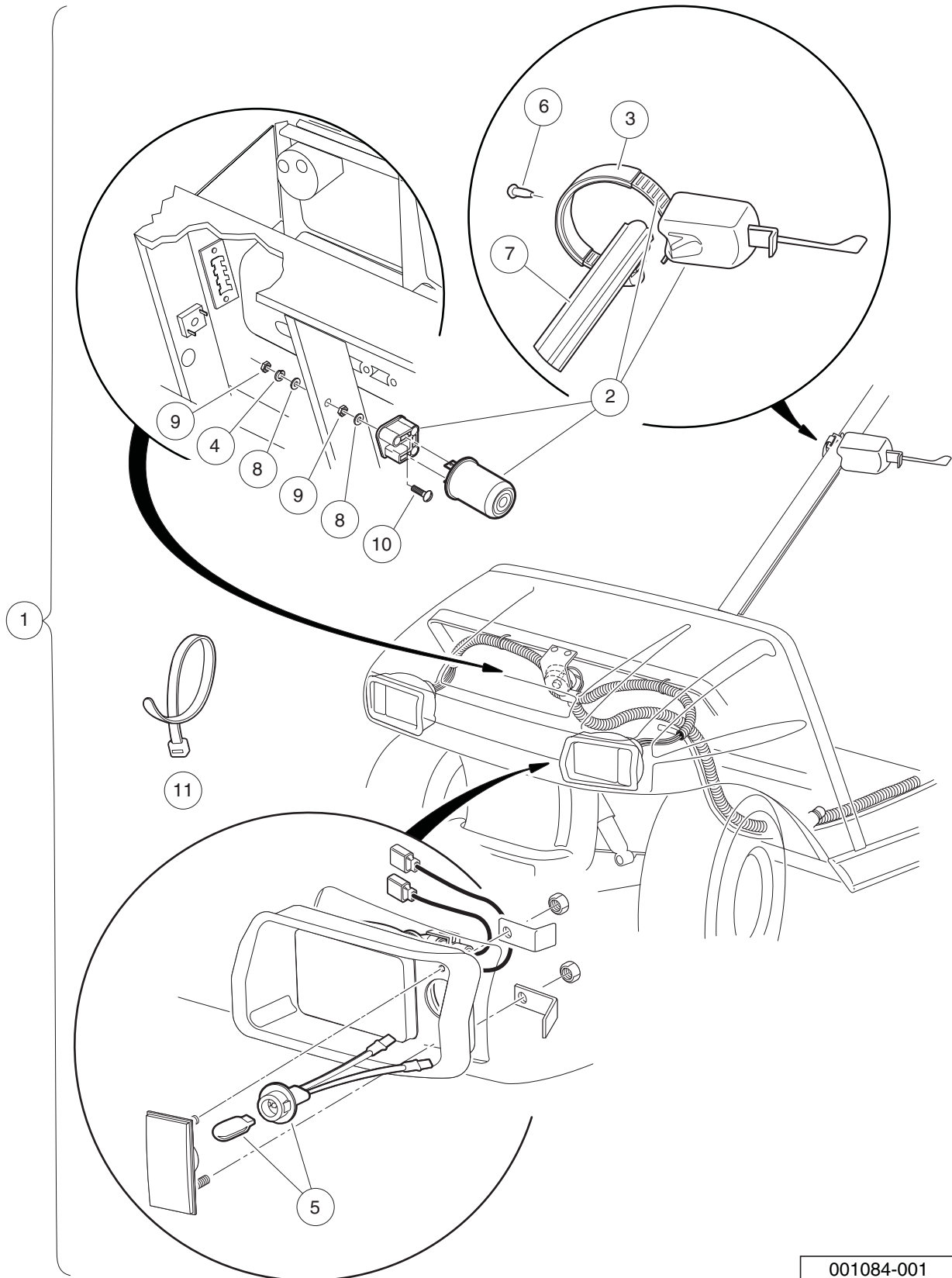
001315-002

LIGHTING SYSTEM COMPONENTS – XRT800/810/850 ELEC. WITH POWERDRIVE CHARGER

ITEM	PART NO.	DESCRIPTION	QTY
		1 2 3 4	
1	1011229	Locknut, #6-32 Whiz	2
2	1011280	Locknut, 5/16-18	1
3	1011439	Switch, Limit	2
4	1011557	Screw, #6-32 X 1.00 Hex-Head Machine	4
5	1012438	Locknut, #10-24 Nylon Insert	2
6	1013357	Rivet, 5/32 Aluminum Pop	2
7	1015741	Fuse Block	1
8	1016356	Terminal Block with Insulator	1
9	1016363	Fuse Block Cover	1
10	1016366	Screw, #10-24 X 3.0 Pan-Head Machine	2
11	1016423	Fuse, 20-Amp	3
12	1017853	Screw, #6-32 X 0.75 Hex-Head Machine	2
13	101932201	Locknut, #6-32 Nylon	4
14	101957101	Bracket, Brake Light Switch	1
15	102869401	Switch, Rocker, Light	1
16	103255701	Wire Harness, Headlights-Only, CA, Electric	1
17	103257001	Wire Harness, Lighting	1
18	103414901	Kit, Relay, 48v 30a W/instr (includes item 19)	1
19	103397901	Relay, Spst No, 48v 30a, Pmt	1
20	103698701	Limiter, Voltage, Plate Mnt	1
21	1241	Washer, 5/16 Type A Flat	1
22	183	Washer, #10, Type A, Flat	4
23	7173	Screw, 5/16-18 X 0.75, Hex-Head Cap	1
24	7473	Locknut, 5/16-18 Nylon Insert	1
25	7591	Washer, #6, Flat	2
<p>Note: Use item 16 for headlights only. NOTE 2: Use item 17 for headlights and taillights. NOTE 3: Items 16 and 17 are used in many different models.</p>			

4
G
E

4
G
E



001084-001

TURN SIGNAL KIT – DS AND UTILITY GASOLINE AND ELECTRIC VEHICLES

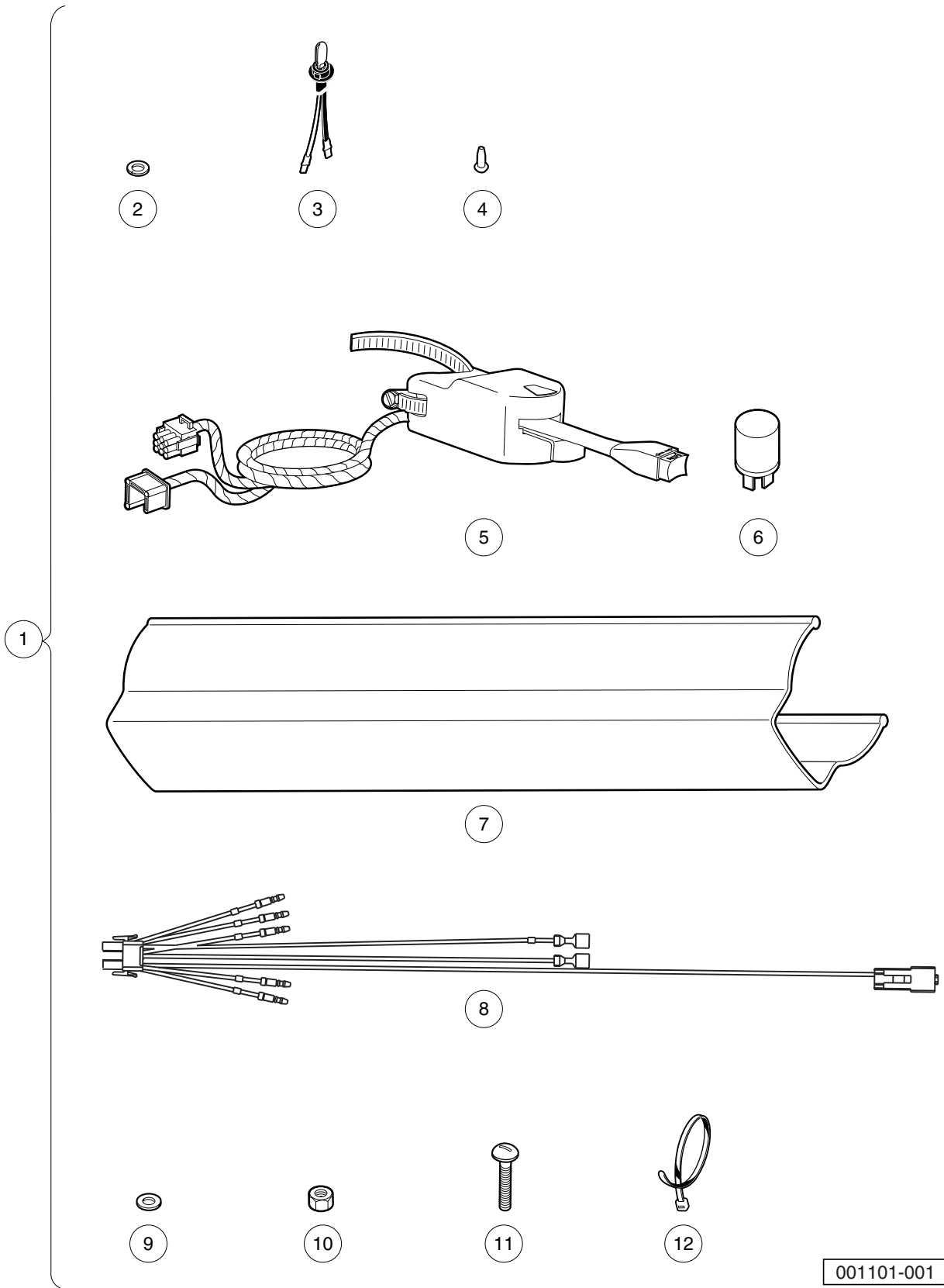
ITEM	PART NO.	DESCRIPTION	QTY
		1 2 3 4	
1	101707402	Turn Signal Conversion Kit (includes items 2 through 11)	1
2	1011590	Switch Sub-assy, Turn Signal	1
3	N/A	Strap, Extrusion	1
4	1016	Lockwasher, #10 Split	1
5	1017075	Socket & Lamp Assembly	2
6	1017724	Rivet, Plastic	1
7	102529201	Wire Cover, Steering Column	1
8	183	Washer, #10, Type A, Flat	2
9	7893	Nut, #10-32 Hex	2
10	8104	Screw, #10-32 X .75 Rd Hd Mach	1
11	8990	Tie Wrap, 8" Nylon	1

4

G

E

4
G
E



TURN SIGNAL (WITH HORN BUTTON) KIT – DS AND UTILITY GAS AND ELECTRIC VEHICLES

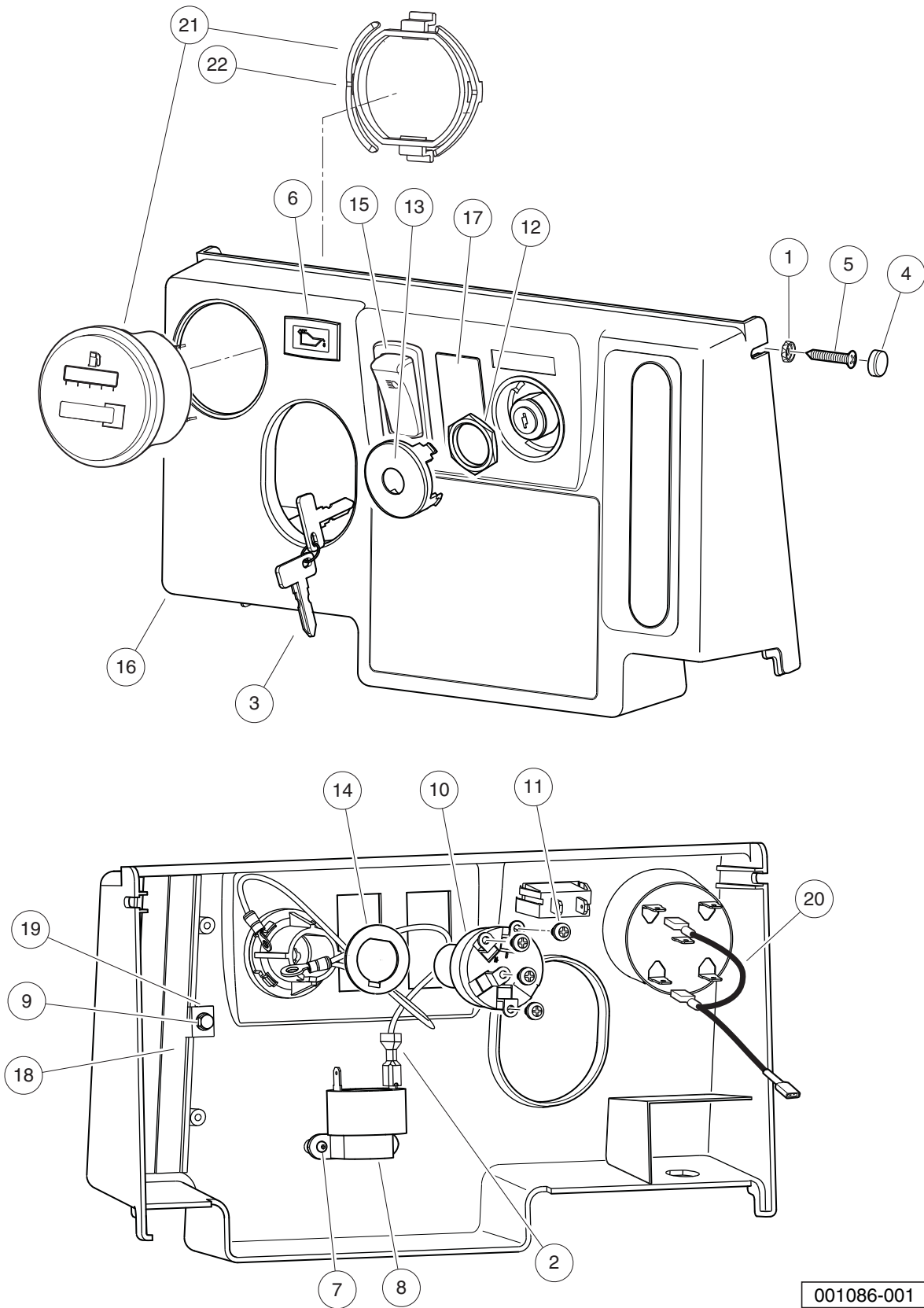
ITEM	PART NO.	DESCRIPTION	QTY
		1 2 3 4	
1	101707405	Kit, Turn Signal-horn (includes items 2 through 12)	1
2	1016	Lockwasher, #10 Split	1
3	1017075	Socket & Lamp Assembly	2
4	1017724	Rivet, Plastic	1
5	102517501	Turn Signal Asm (includes item 6)	1
6	102546401	Flasher Unit, Prec	1
7	102529201	Wire Cover, Steering Column	1
8	103618001	Harness, Jumper, Turn Signal	1
9	183	Washer, #10, Type A, Flat	2
10	7893	Nut, #10-32 Hex	2
11	8104	Screw, #10-32 X .75 Rd Hd Mach	1
12	8990	Tie Wrap, 8" Nylon	1

4

G

E

4
G
E



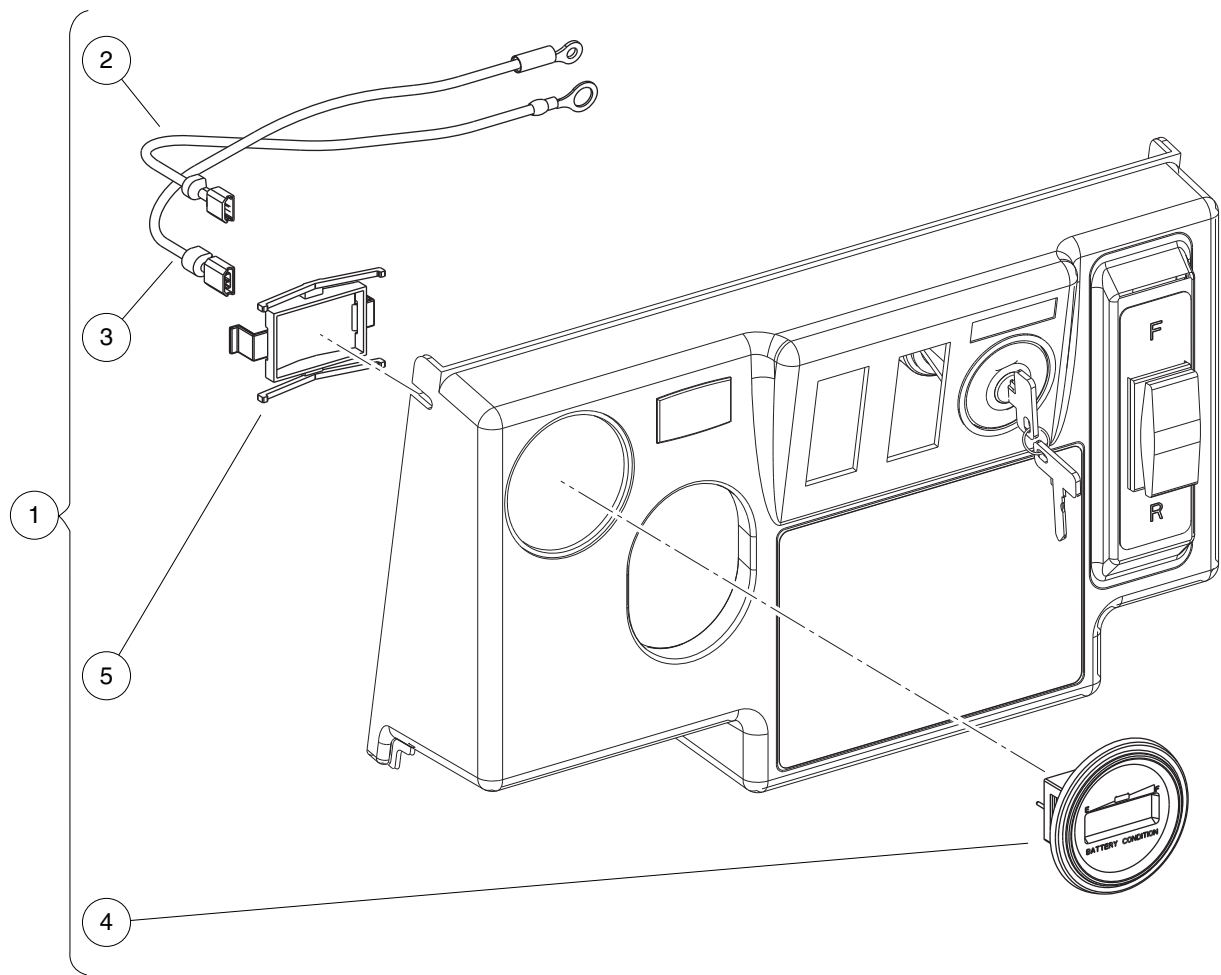
001086-001

INSTRUMENT PANEL – XRT850 GAS

ITEM	PART NO.	DESCRIPTION	QTY
		1 2 3 4	
1	1011382	Washer, #10 Pan-Head Screw	2
2	1012396	Wire Assy #18 Black	1
3	1012505	Keys (set of 2)	1
4	1013494	Cover, Screw Head	2
5	1015528	Screw, #10 x 1-1/4 Phillips Head	2
6	1016630	Light, Oil	1
7	1016849	Screw, #4-24 X 0.33, Pan-Head, Machine	2
8	1016851	Buzzer, Reverse (9-48 VDC)	1
9	101804301	Screw, #8 X 0.500, Hex-Head Hi-Lo	2
10	101826301	Key Switch, 12-Volt, Off/On	1
11	101830601	Screw and Washer Assembly	5
12	101830701	Nut, Key Switch	1
13	101834502	Cap, Black Key Switch	1
14	101851101	Washer, Key Switch	1
15	102869401	Switch, Rocker, Light	1
16	102977001	Panel, Dash, Center, Gas (Instrument Panel)	1
17	103180101	Cover, Hole, Switch, Rocker	1
18	103199001	Brush, Closeout, FNR	2
19	103199101	Washer, Retaining, Brush, FNR	2
20	103348501	Asm, Wire Meter, F-h Jumper	1
21	103348601	Gauge, Fuel-hour, sep Gnd, utl (includes item 22)	1
22	103348201	Clip, Meter, Round	1

4
G
E

4
G
E



000817-002

BATTERY CONDITION INDICATOR – ELECTRIC VEHICLES

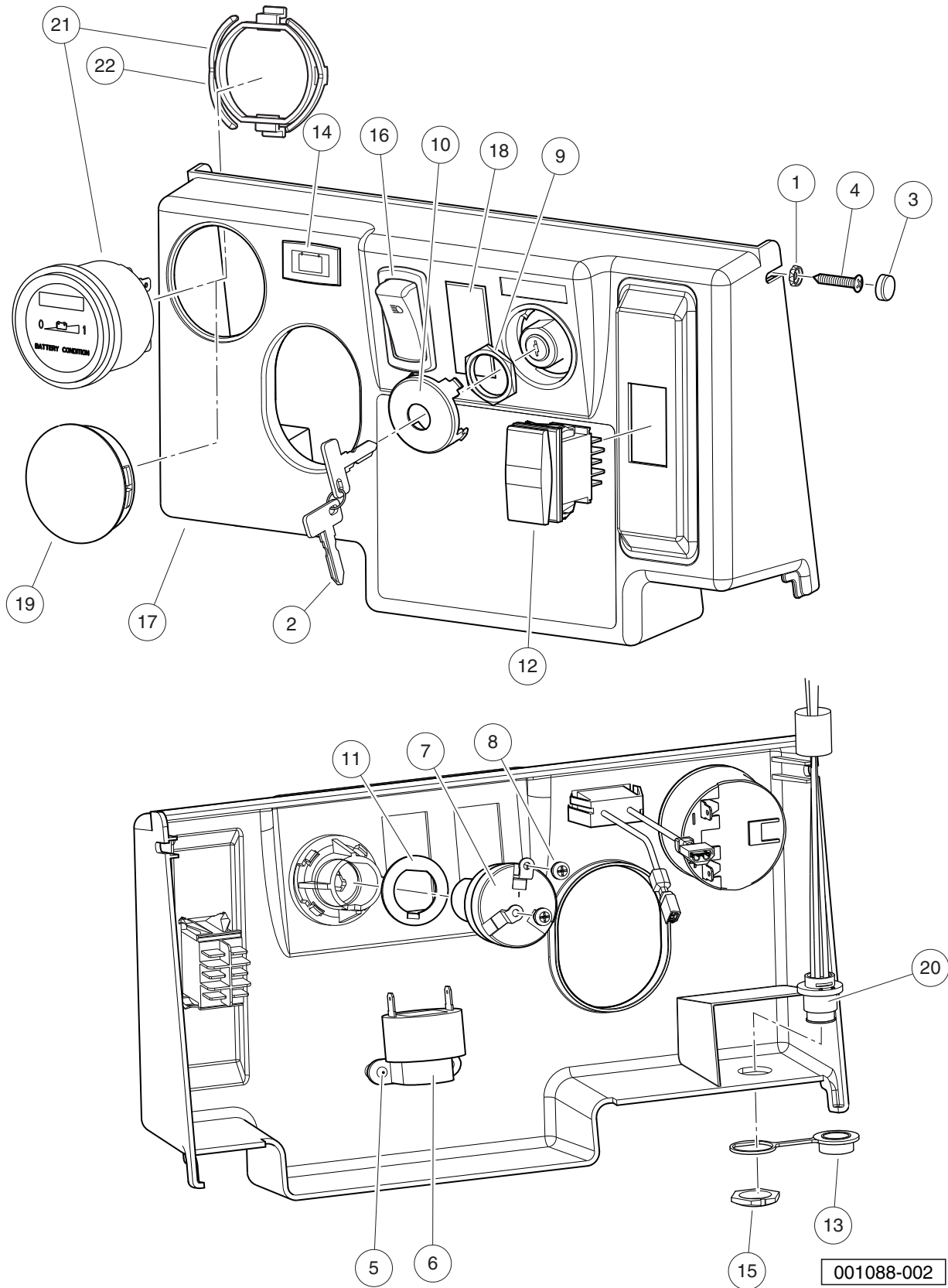
ITEM	PART NO.	DESCRIPTION	QTY
		1 2 3 4	
1	103257603	Kit, Gauge, Battery Condition Indicator (includes items 2 through 4)	1
2	103257701	Wire Asm, #18 Black, 2565mm	1
3	103257801	Wire Asm, #16 Red, 330mm	1
4	103354401	Gauge, Battery Cond Ind, Rnd (includes item 5)	1
5	103348202	Clip, Bci, Round	1

4

G

E

4
G
E



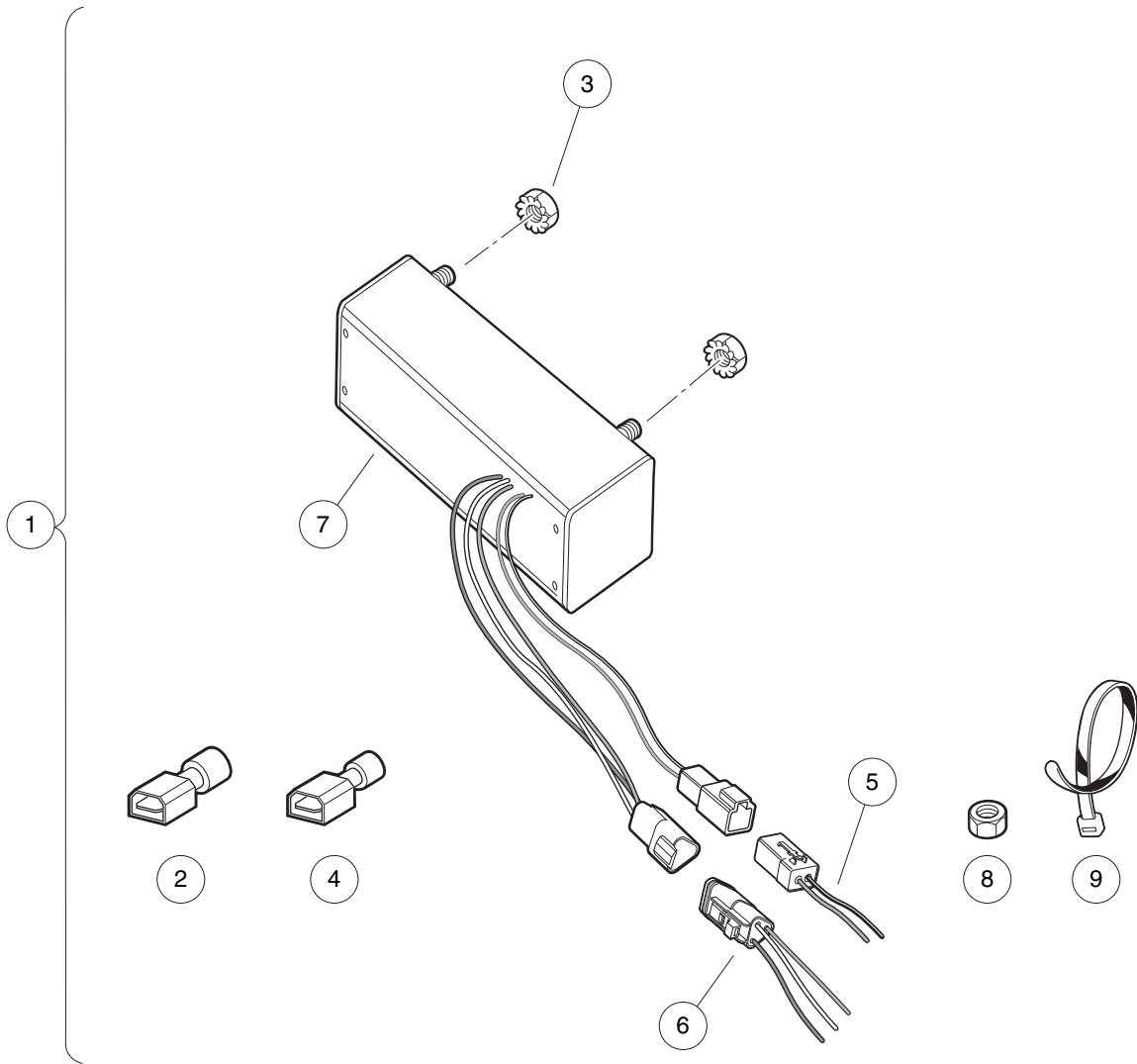
001088-002

INSTRUMENT PANEL – CA6/VILL 6 & 8/TPORTER/XRT850 ELEC. WITH LESTER CHARGER

ITEM	PART NO.	DESCRIPTION	QTY
		1 2 3 4	
1	1011382	Washer, #10 Pan-Head Screw	2
2	1012505	Keys (set of 2)	1
3	1013494	Cover, Screw Head	2
4	1015528	Screw, #10 x 1-1/4 Phillips Head	2
5	1016849	Screw, #4-24 X 0.33, Pan-Head, Machine	2
6	1016851	Buzzer, Reverse (9-48 VDC)	1
7	101826201	Key Switch, On/Off	1
8	101830601	Screw and Washer Assembly	2
9	101830701	Nut, Key Switch	1
10	101834502	Cap, Black Key Switch	1
11	101851101	Washer, Key Switch	1
12	101856002	Switch, Rocker, Single-Pole	1
13	102196901	Dust Cap	1
14	102508701	Light, Battery	1
15	102572401	Nut, Diagnostic Port	1
16	102869401	Switch, Rocker, Light	1
17	102977002	Panel, Dash, Center, Elec (Instrument Panel)	1
18	103180101	Cover, Hole, Switch, Rocker	1
19	103198301	Plug, Hole, Round, 2.0 In	1
20	103218601	Harness, Diagnostic Port	1
21	103354401	Gauge, Battery Cond Ind, Rnd (includes item 22)	1
22	103348202	Clip, Bci, Round	1

4
G
E

4
G
E



001271-002

DC CONVERTER (ISOLATED) – IQ SYSTEM ELECTRIC VEHICLE

ITEM	PART NO.	DESCRIPTION	QTY
		1 2 3 4	
1	102357501	Kit, DC/DC Converter (includes items 2 through 9)	1
2	1016365	Terminal, 1/4" Male Quick Disconnect	1
3	101835601	Locknut, 1/4-20 Hex Whiz	2
4	N/A	Terminal, 1/4" Male Quick Disconnect	1
5	102354901	Harness, Dc Converter - 12v	1
6	102355001	Harness, Dc Converter - 48v	1
7	103700301	Converter, Dc/dc, Isoltd	1
8	1242	Nut, 5/16-18 Hex	1
9	8990	Tie Wrap, 8" Nylon	4

4

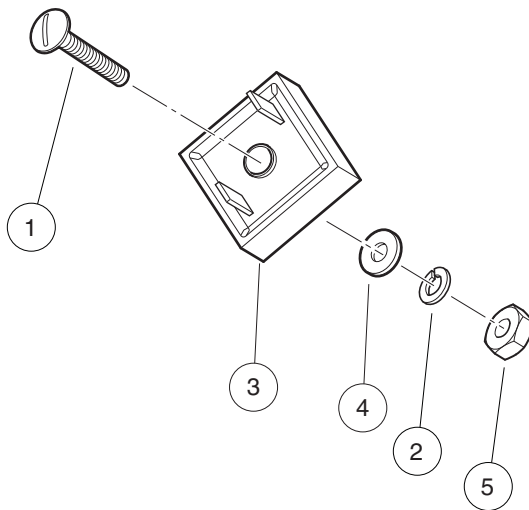
G

E

4

G

E



001091-001

VOLTAGE LIMITER – GASOLINE VEHICLE

ITEM	PART NO.	DESCRIPTION	QTY
		1 2 3 4	
1	1010909	Screw, #10-32 X 1.25 Rd Hd Mch	1
2	1016	Lockwasher, #10 Split	1
3	1017721	Limiter, Voltage	1
4	183	Washer, #10, Type A, Flat	1
5	7893	Nut, #10-32 Hex	1

4

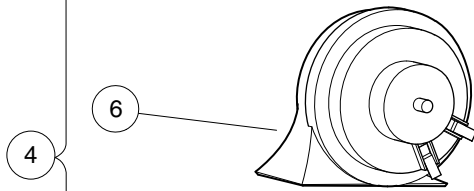
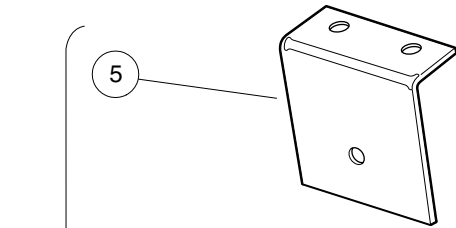
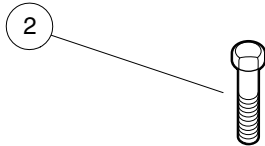
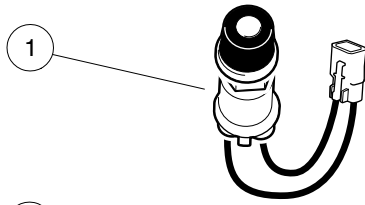
G

E

4

G

E



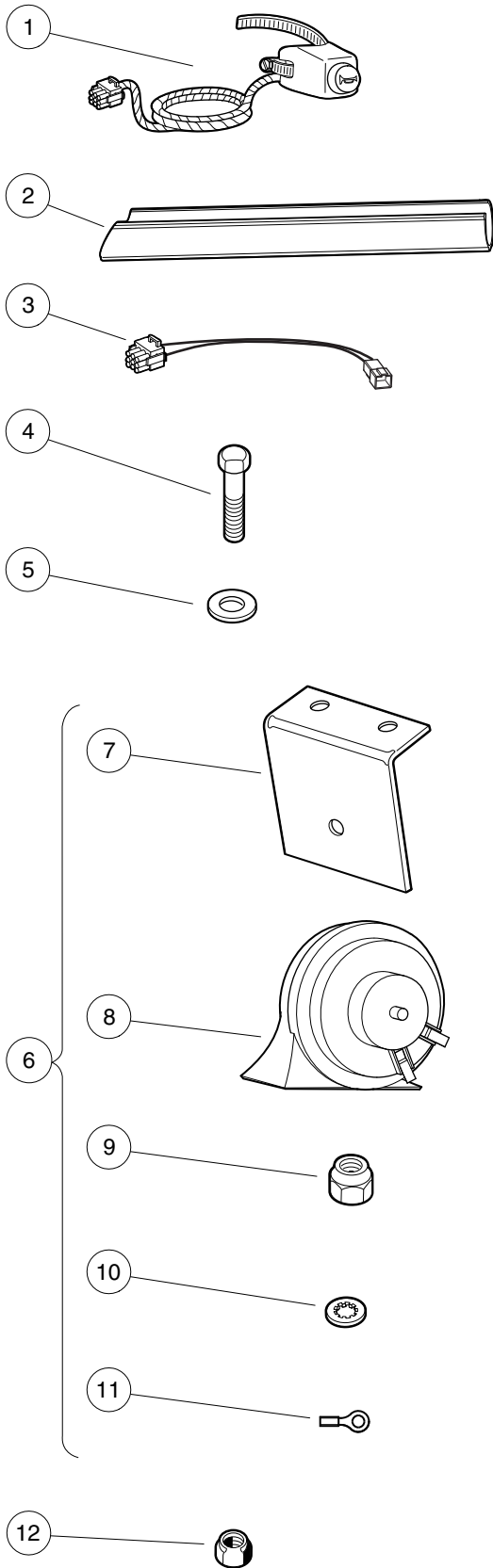
001095-001

HORN

ITEM	PART NO.	DESCRIPTION	QTY
		1 2 3 4	
1	101969701	Horn Button and Wire Assembly	1
2	304	Screw, 1/4-20 X 1.0 Hex-Head Cap	2
3	332	Washer, 1/4 Type A Narrow Flat	2
4	4029	Horn (includes items 5 through 9)	1
5	1011825	Horn Bracket	1
6	1014530	Horn, 12-VDC	1
7	101955101	Nut, M6 Hex	1
8	7820	Washer, 5/16 Internal-Tooth	1
9	8294	5/16 Ring Term.	1
10	8233	Locknut, 1/4-20, Nylon Insert	2

4
G
E

4
G
E



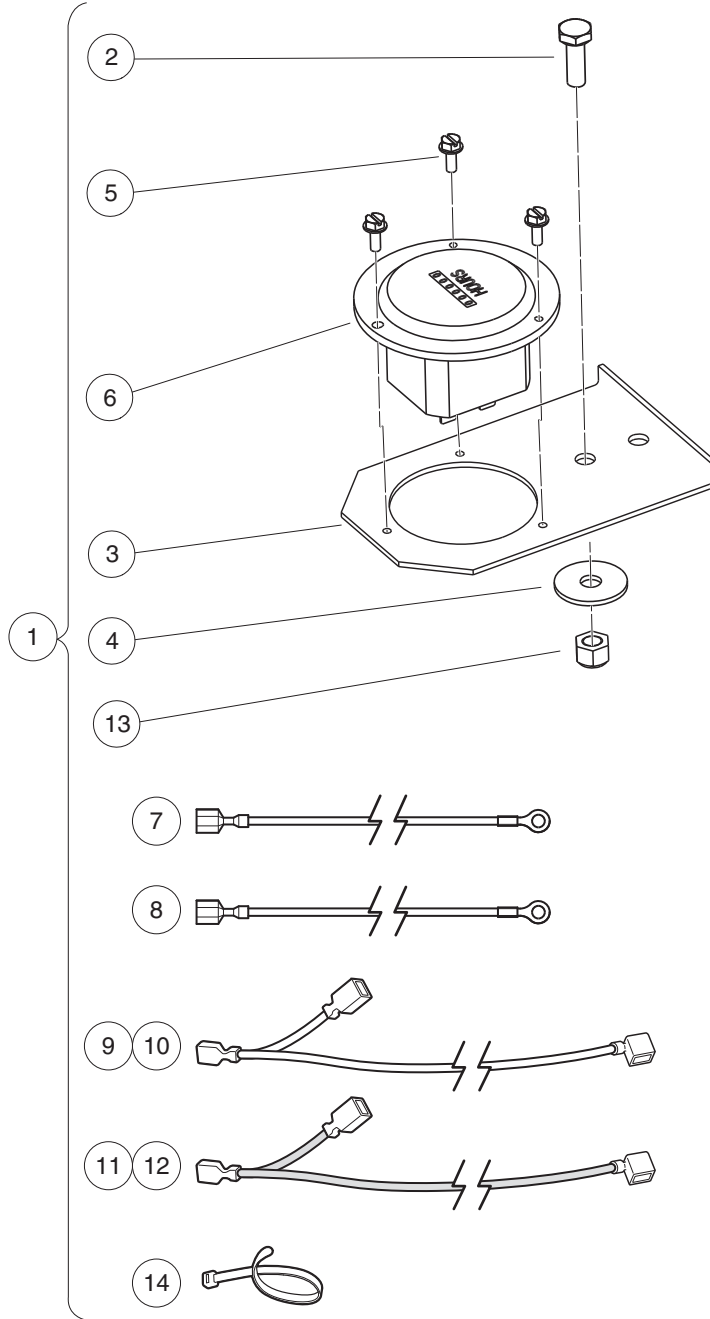
001095-002

HORN WITH COLUMN-MOUNTED BUTTON

ITEM	PART NO.	DESCRIPTION	QTY
		1 2 3 4	
1	102517601	Subasm, Horn Button Harness	1
2	102529203	Wire Cover-steer Column 304 Mm	1
3	103618101	Harness, Jumper, Horn	1
4	304	Screw, 1/4-20 X 1.0 Hex-Head Cap	2
5	332	Washer, 1/4 Type A Narrow Flat	2
6	4029	Horn (includes items 7 through 11)	1
7	1011825	Horn Bracket	1
8	1014530	Horn, 12-VDC	1
9	101955101	Nut, M6 Hex	1
10	7820	Washer, 5/16 Internal-Tooth	1
11	8294	5/16 Ring Term.	1
12	8233	Locknut, 1/4-20, Nylon Insert	2

4
G
E

4
G
E



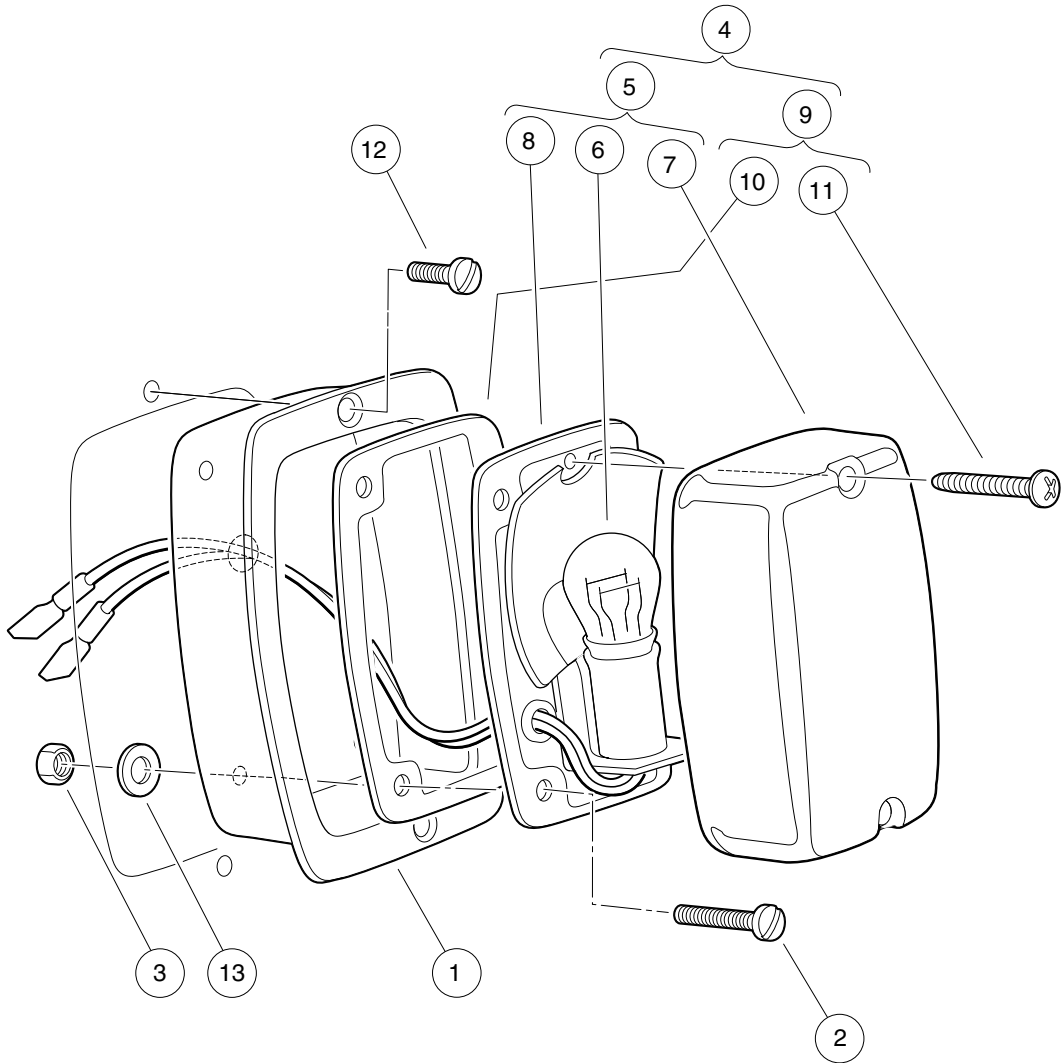
001096-001

HOUR METER – IQ SYSTEM AND IQ PLUS ELECTRIC VEHICLES

ITEM	PART NO.	DESCRIPTION	QTY
		1 2 3 4	
1	1013579	Kit, Hour Meter (includes items 2 through 14)	1
2	1012285	Screw, 1/4 X 0.625 Hex-Head	1
3	1013547	Hour Meter Bracket	1
4	1014306	Washer, 1/4" Type B Flat	1
5	1014540	Screw, #6-32 X 3/8 Taptite	3
6	N/A	Hour Meter	1
7	101881501	Wire Assembly Black #18	1
8	101881601	Wire Assembly Red #18	1
9	101997802	Wire Assembly #18 Yellow	1
10	101997803	Wire Asm #18 Yellow 31"	1
11	101997902	Wire Assembly #18 Red	1
12	101997903	Wire Asm # 18 Red 31"	1
13	8233	Locknut, 1/4-20, Nylon Insert	1
14	8990	Tie Wrap, 8" Nylon	1
		<p>Note: The kit includes components that apply to multiple vehicles. The installation instructions will specify which components are required for a specific model. After installation, discard components not used.</p>	

4
G
E

4
G
E



000348-006

TAIL LIGHTS

ITEM	PART NO.	DESCRIPTION	QTY
		1 2 3 4	
1	1011497	Bezel, Taillight	1
2	1011557	Screw, #6-32 X 1.00 Hex-Head Machine	1
3	1011558	Nut, #6-32 Hex	1
4	1017035	Taillight Assembly (includes items 5 through 9)	1
5	N/A	Light, Tail (includes items 6 through 8)	1
6	1011582	Taillight Bulb	1
7	1011843	Taillight Lens	1
8	N/A	Base, Taillight	1
9	1017699	Hardware Kit, Tail Light (includes items 10 and 11)	1
10	N/A	Gasket	1
11	N/A	Screw, Tapered	2
12	102915601	Plastic Rivet - Tuflock	1
13	7591	Washer, #6, Flat	1

4
G
E

4

G

E

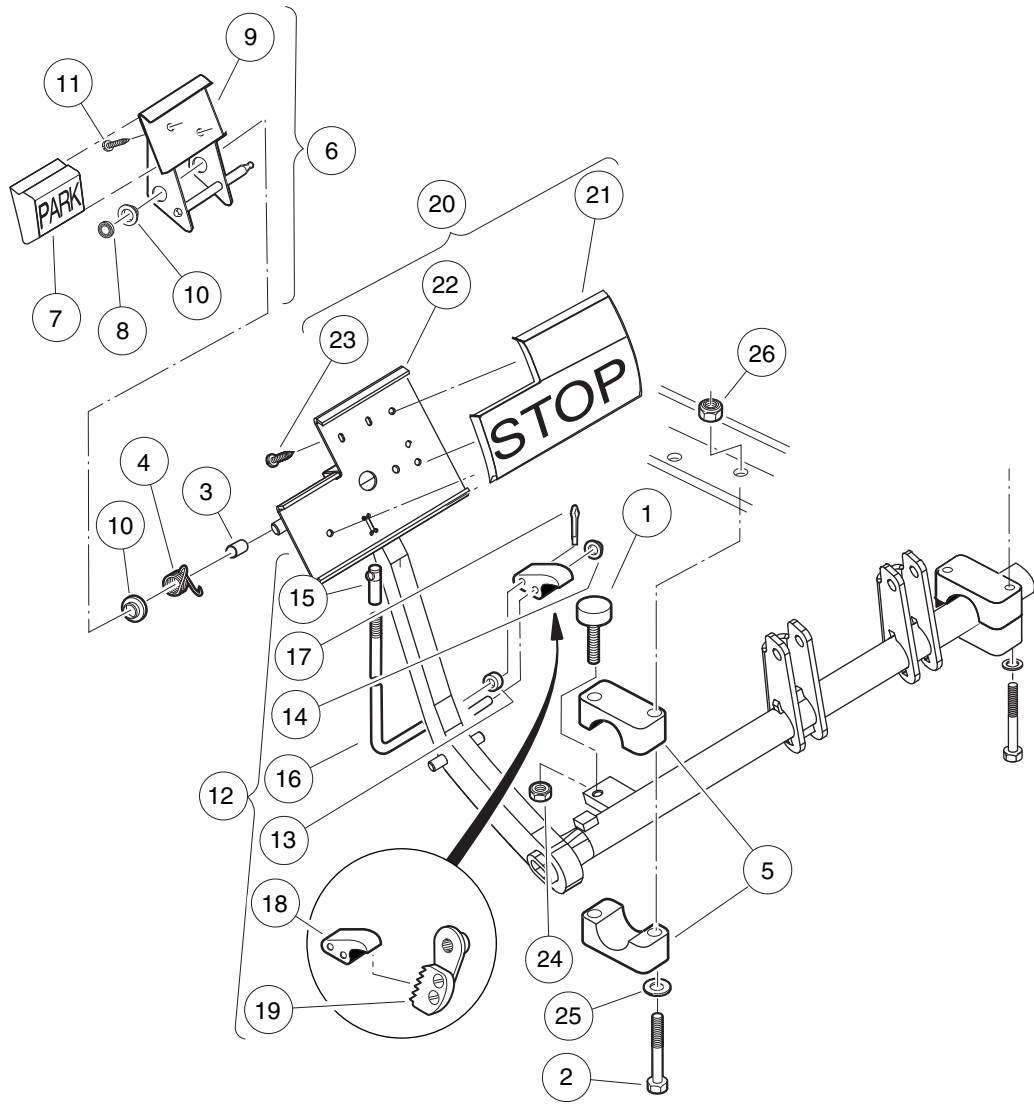
BRAKES, PEDALS, AND CABLE ASSEMBLIES

5

G

E

5
G
E



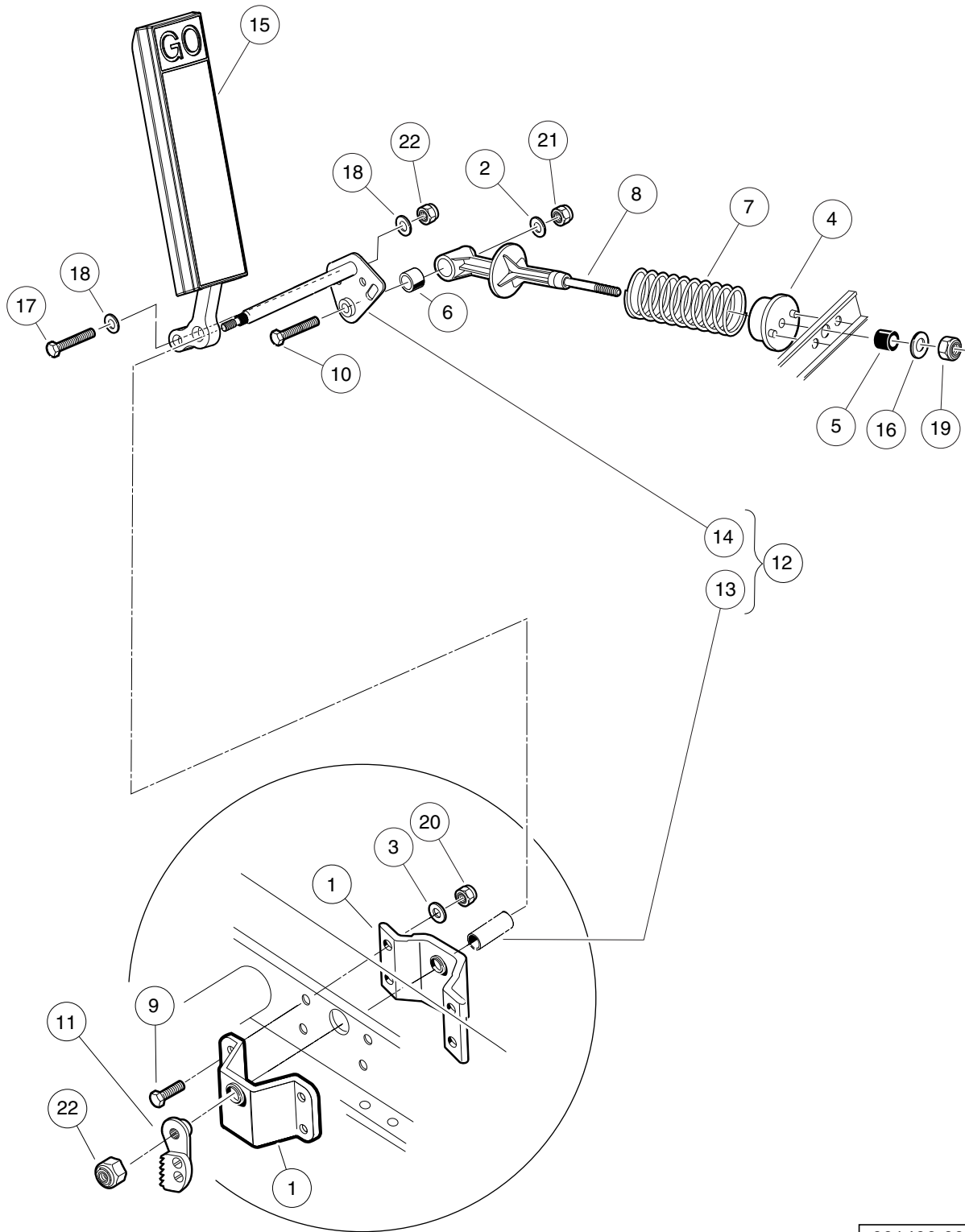
001405-002

BRAKE PEDAL ASSEMBLY – VEHICLES WITH 2-WHEEL BRAKES AND 4-WHEEL BRAKES

ITEM	PART NO.	DESCRIPTION	QTY
		1 2 3 4	
1	1010878	Bumper, Rubber	1
2	1010921	Screw, 5/16-18 X 2.50 Hex Cap	4
3	1010927	Hill Brake Spacer	1
4	1010933	Spring, Hill Brake Torsion	1
5	1011402	Package, Brake Mounting Block	1
6	1011418	Kit, Hill Brake Pedal (includes items 7 through 11)	1
7	1013870	Pad, Hill Brake	1
8	1013876	Pushnut, 3/8	1
9	N/A	Hill Brake Weld Assembly	1
10	1032	Bushing, Nylon	2
11	7716	Screw, #10-16 Type AB, Sheet Metal	2
12	101187702	Kit, Hill Brake Latch (includes items 13 through 19)	1
13	1010805	Sleeve, Hill Brake Rod	1
14	1010877	Pushnut, 3/8	1
15	1010932	Ball Joint, 1/4-28	1
16	N/A	Rod, Hill Brake	1
17	1017029	Pin, Cotter, 7/64 x 1/2 Stainless-Steel	1
18	N/A	Pawl, Hill Brake	1
19	101918501	Ratchet Assembly	1
20	101878201	Brake Pedal Kit (includes items 21 through 23)	1
21	1013869	Pad, Brake Pedal	1
22	N/A	Weldment, Brake Pedal, 2wr Std	1
23	7716	Screw, #10-16 Type AB, Sheet Metal	3
24	1028	Nut, 1/4-20 Hex	1
25	1241	Washer, 5/16 Type A Flat	4
26	7473	Locknut, 5/16-18 Nylon Insert	4

5
G
E

5
G
E



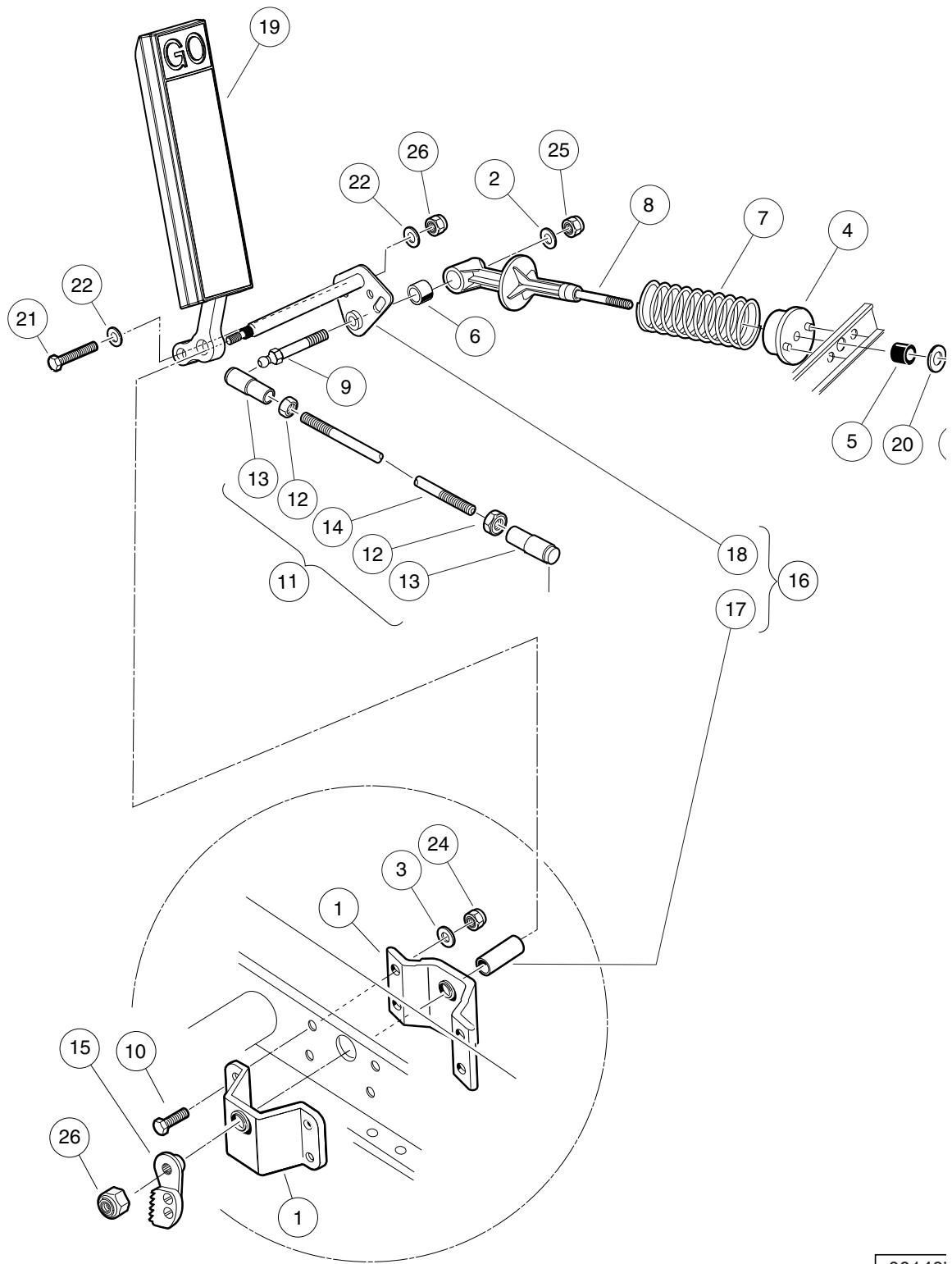
001406-001

ACCELERATOR PEDAL ASSEMBLY – ELECTRIC VEHICLES

ITEM	PART NO.	DESCRIPTION	QTY
		1 2 3 4	
1	1011694	Accelerator Bracket and Bearing Assembly	2
2	1011931	Washer, 1/4 Flat	1
3	1014007	Washer, 1/4, Flat	4
4	1017378	Cup, Spring	1
5	1017380	Bumper, Spring Return	1
6	1017424	Bearing, Pivot Support	1
7	101796201	Spring, Accelerator Return	1
8	101817401	Retainer, Spring	1
9	101861901	Screw, 1/4-20 X 1.125 Hex Cap	4
10	101862001	Screw, 1/4-20 X 1.500 Flange	1
11	101918501	Ratchet Assembly	1
12	102026001	Kit, Accelerator Pivot Rod Assembly (includes items 13 and 14)	1
13	101919801	Spacer, Accelerator	1
14	102158901	Pivot Rod Weldment	1
15	103865101	Pedal, Accel, Insert	A/R
16	1241	Washer, 5/16 Type A Flat	1
17	1624	Screw, 3/8-16 X 1.50, Hex-Head Cap	1
18	334	Washer, 3/8, Type A, Flat	2
19	7473	Locknut, 5/16-18 Nylon Insert	1
20	8233	Locknut, 1/4-20, Nylon Insert	4
21	8717	Locknut, Nylon Insert, 1/4-28	1
22	8754	Locknut, 3/8-16 Hex	2

5
G
E

5
G
E



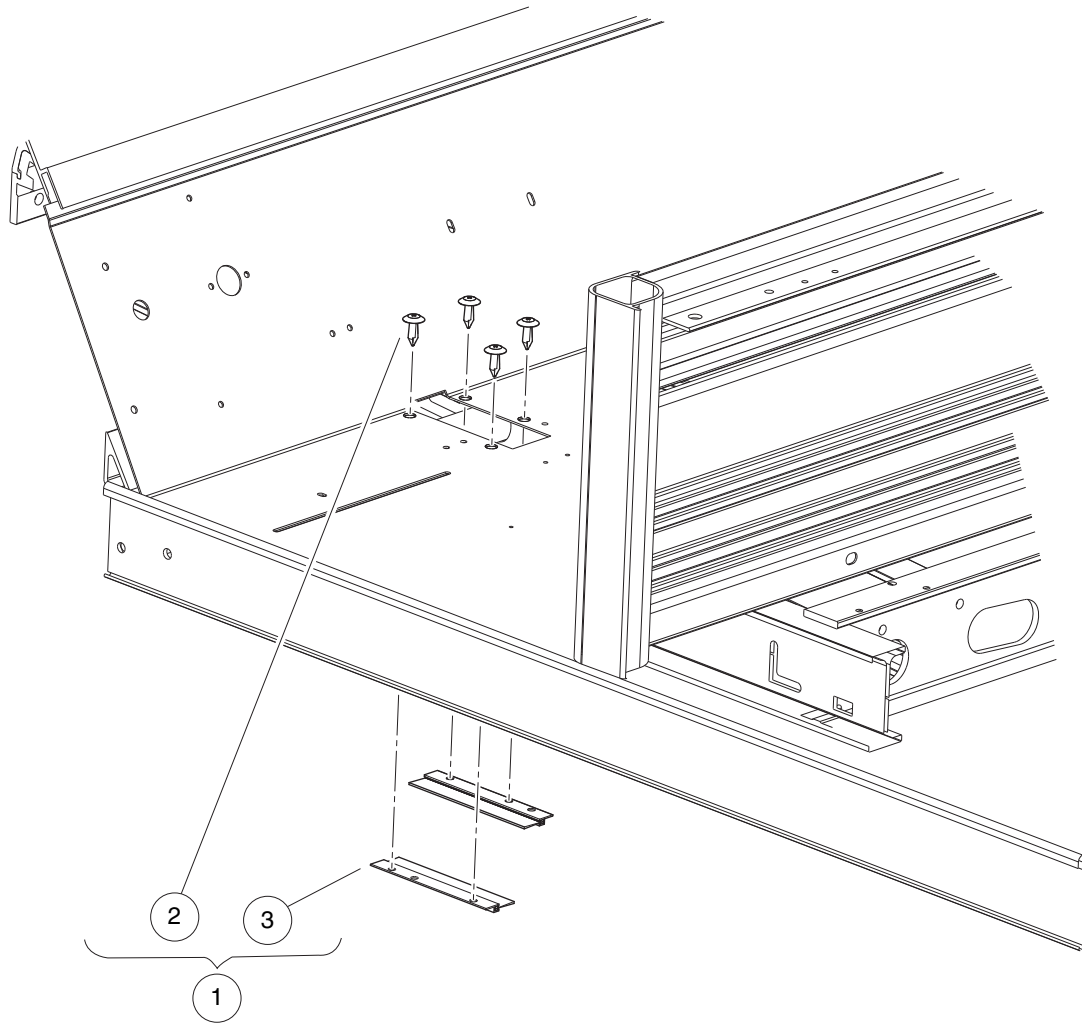
00140

ACCELERATOR PEDAL AND ROD ASSEMBLY – GASOLINE VEHICLE

ITEM	PART NO.	DESCRIPTION	QTY
		1 2 3 4	
1	1011694	Accelerator Bracket and Bearing Assembly	2
2	1011931	Washer, 1/4 Flat	1
3	1014007	Washer, 1/4, Flat	4
4	1017378	Cup, Spring	1
5	1017380	Bumper, Spring Return	1
6	1017424	Bearing, Pivot Support	1
7	101796201	Spring, Accelerator Return	1
8	101817401	Retainer, Spring	1
9	101818801	Stud, 1/4-28 X 1.35 Ball	1
10	101861901	Screw, 1/4-20 X 1.125 Hex Cap	4
11	101912401	Rod, Accelerator (includes items 12 through 14)	1
12	1011084	Nut, 1/4-28 Hex Jam	2
13	1011734	Joint, Ball	2
14	N/A	Accelerator Rod	1
15	101918501	Ratchet Assembly	1
16	102026001	Kit, Accelerator Pivot Rod Assembly (includes items 17 and 18)	1
17	101919801	Spacer, Accelerator	1
18	102158901	Pivot Rod Weldment	1
19	103865101	Pedal, Accel, Insert	1
20	1241	Washer, 5/16 Type A Flat	1
21	1624	Screw, 3/8-16 X 1.50, Hex-Head Cap	1
22	334	Washer, 3/8, Type A, Flat	2
23	7473	Locknut, 5/16-18 Nylon Insert	1
24	8233	Locknut, 1/4-20, Nylon Insert	4
25	8717	Locknut, Nylon Insert, 1/4-28	1
26	8754	Locknut, 3/8-16 Hex	2

5
G
E

5
G
E



001418-001

PEDAL CLOSE-OUT KIT

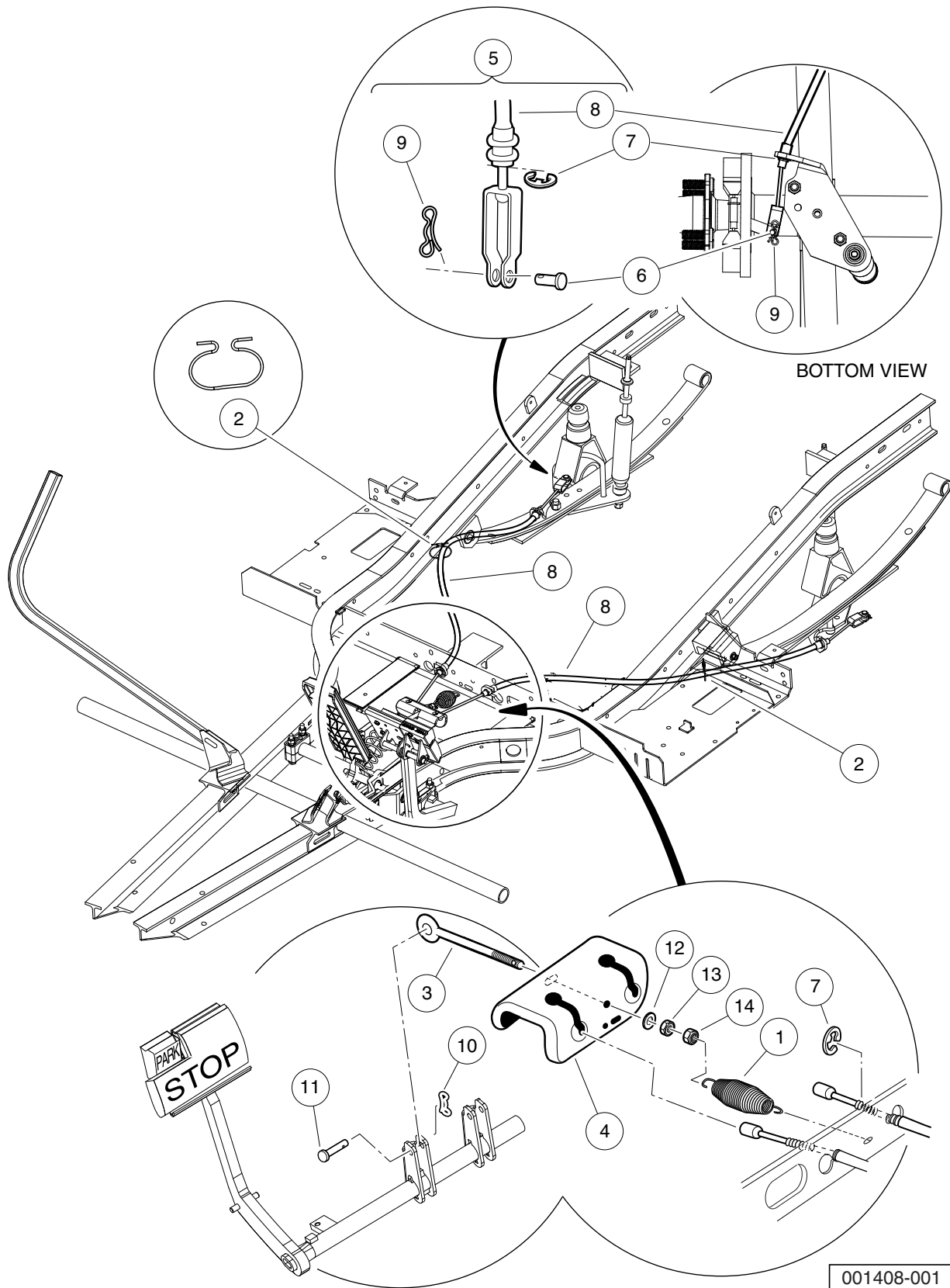
ITEM	PART NO.	DESCRIPTION	QTY
		1 2 3 4	
1	105149101	Kit, Close Out, Pedal, Utl (includes items 2 and 3)	1
2	102025701	Screw, Tuflok Panel, 1/4	4
3	105149201	Asm, Brush, Pedal Close Out	2

5

G

E

5
G
E

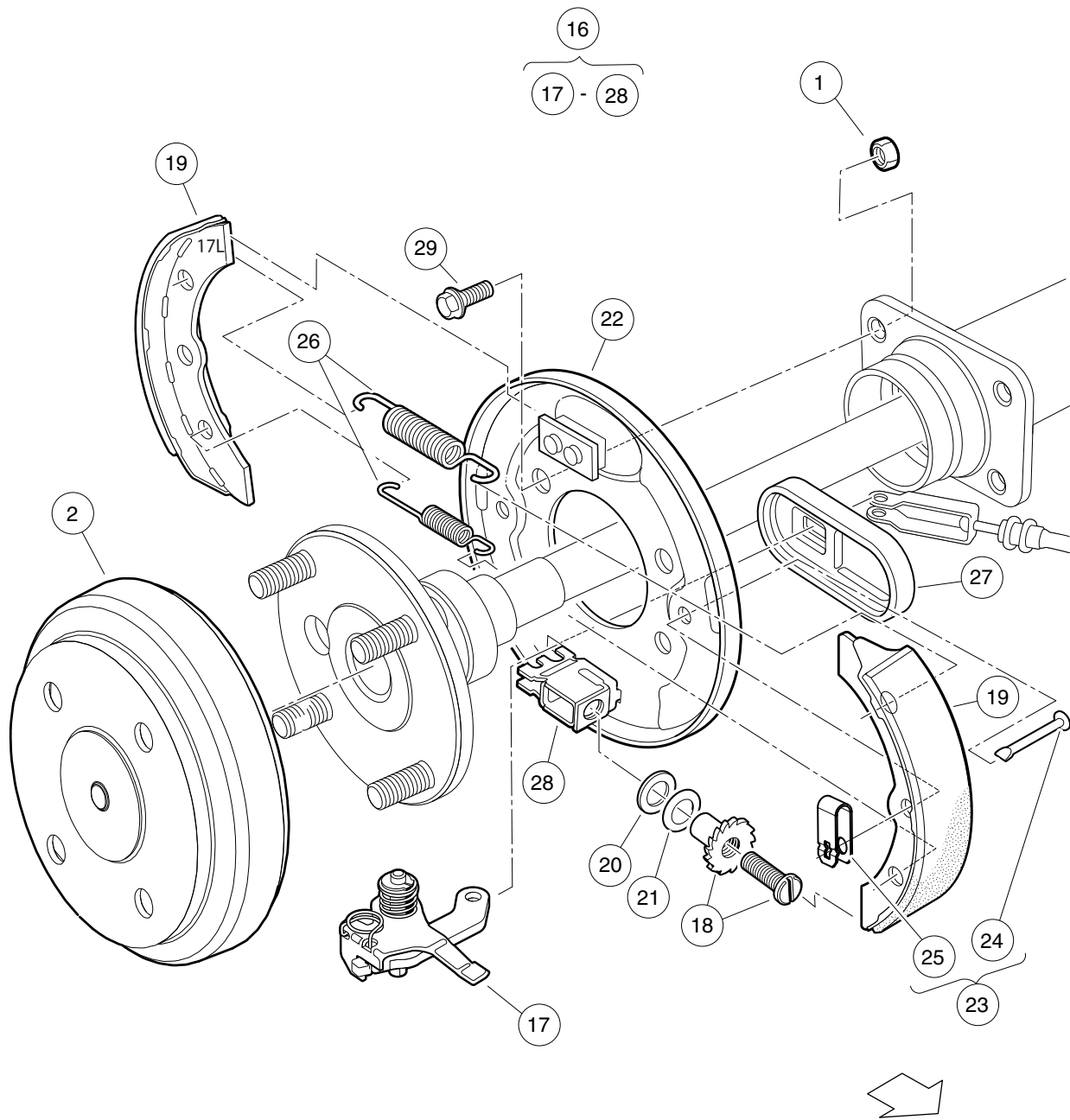


BRAKE CABLES AND EQUALIZER

ITEM	PART NO.	DESCRIPTION	QTY
		1 2 3 4	
1	1013531	Spring, Brake Return	1
2	101900801	Hanger, Brake Cable	2
3	101953101	Rod, Equalizer, 8.91"	1
4	101990801	Equalizer Bracket	1
5	102166901	Kit, Brake Cable Rear (includes items 6 through 9)	1
6	1010829	Pin, Clevis, 5/16 X 3/4	2
7	1011779	E-Clip, 1/2	4
8	102162601	Cable, Brake	2
9	102292801	Pin, Bow Tie Locking - .072	2
10	102323101	Pin, Bow Tie Locking	1
11	102323201	Pin, 3/8 X 1-5/16 Clevis	1
12	1241	Washer, 5/16 Type A Flat	5
13	1242	Nut, 5/16-18 Hex	1
14	7473	Locknut, 5/16-18 Nylon Insert	5

5
G
E

5
G
E

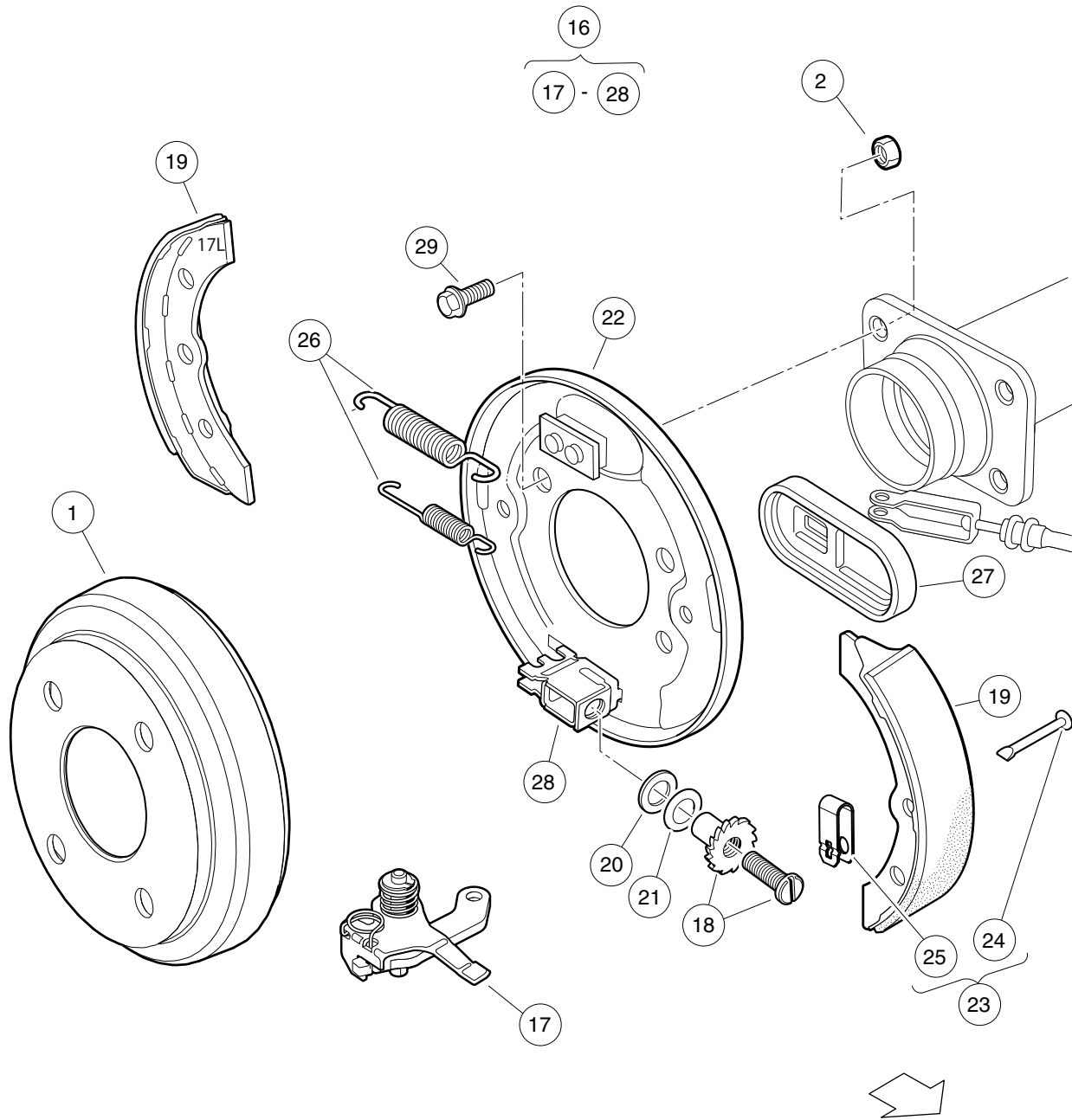


000186-006

REAR BRAKES, SELF-ADJUSTING – ELECTRIC VEHICLE

ITEM	PART NO.	DESCRIPTION	QTY	
		1 2 3 4		5
1	1013924	Nut, 5/16-24, Hex Head Cone	8	G
2	101791101	Drum without Center Hole, Brake	2	E
3	103380201	Asm, Brake Cluster, Mech, Drvr (includes items 4 through 15)	1	
4	101815502	Lever Assembly, Self-Adjusting Brake, Left	1	
5	101816502	Adjusting Mechanism, Self-Adjusting Brake, Left	1	
6	101823201	Package, Brake Shoe, Self-Adjusting	1	
7	101823801	Plate, Washer, Brake, Self-Adjusting	1	
8	101823901	Washer, Brake, Self-Adjusting	1	
9	103483102	Backing Plate, Driver-side	1	
10	103483201	Kit, Shoe Retainer (includes items 11 and 12)	1	
11	N/A	Pin	2	
12	N/A	Spring, Shoe, Clamp	2	
13	103483401	Package Brake Spring Self Adj	1	
14	103483601	Cover, Dust	1	
15	103483701	Brake Block	1	
16	103380202	Asm, Brake Cluster, Mech, Pass (includes items 17 through 28)	1	
17	101815501	Lever Assembly, Self-Adjusting Brake, Right (Passenger)	1	
18	101816501	Adj Mechanism, S.A. Brakes, Right (Passenger)	1	
19	101823201	Package, Brake Shoe, Self-Adjusting	1	
20	101823801	Plate, Washer, Brake, Self-Adjusting	1	
21	101823901	Washer, Brake, Self-Adjusting	1	
22	103483101	Backing Plate, Passenger-side	1	
23	103483201	Kit, Shoe Retainer (includes items 24 and 25)	1	
24	N/A	Pin	2	
25	N/A	Spring, Shoe, Clamp	2	
26	103483401	Package Brake Spring Self Adj	1	
27	103483601	Cover, Dust	1	
28	103483701	Brake Block	1	
29	47542195001	Bolt, Brake Cluster Mnt	8	
		Note: Driver-side brake cluster (items 4 -16) not shown. Components have a similar appearance to passenger-side brake cluster components.		

5
G
E



000186-007

REAR BRAKES, SELF-ADJUSTING – GASOLINE VEHICLE

ITEM	PART NO.	DESCRIPTION	QTY
		1 2 3 4	
1	1011137	Drum, Brake	2
2	1013924	Nut, 5/16-24, Hex Head Cone	8
3	103380201	Asm, Brake Cluster, Mech, Drvr (includes items 4 through 15)	1
4	101815502	Lever Assembly, Self-Adjusting Brake, Left	1
5	101816502	Adjusting Mechanism, Self-Adjusting Brake, Left	1
6	101823201	Package, Brake Shoe, Self-Adjusting	1
7	101823801	Plate, Washer, Brake, Self-Adjusting	1
8	101823901	Washer, Brake, Self-Adjusting	1
9	103483102	Backing Plate, Driver-side	1
10	103483201	Kit, Shoe Retainer (includes items 11 and 12)	1
11	N/A	Pin	2
12	N/A	Spring, Shoe, Clamp	2
13	103483401	Package Brake Spring Self Adj	1
14	103483601	Cover, Dust	1
15	103483701	Brake Block	1
16	103380202	Asm, Brake Cluster, Mech, Pass (includes items 17 through 28)	1
17	101815501	Lever Assembly, Self-Adjusting Brake, Right (Passenger)	1
18	101816501	Adj Mechanism, S.A. Brakes, Right (Passenger)	1
19	101823201	Package, Brake Shoe, Self-Adjusting	1
20	101823801	Plate, Washer, Brake, Self-Adjusting	1
21	101823901	Washer, Brake, Self-Adjusting	1
22	103483101	Backing Plate, Passenger-side	1
23	103483201	Kit, Shoe Retainer (includes items 24 and 25)	1
24	N/A	Pin	2
25	N/A	Spring, Shoe, Clamp	2
26	103483401	Package Brake Spring Self Adj	1
27	103483601	Cover, Dust	1
28	103483701	Brake Block	1
29	47542195001	Bolt, Brake Cluster Mnt	8
		Note: Driver-side brake cluster (items 4 -16) not shown. Components have a similar appearance to passenger-side brake cluster components.	

5
G
E

5

G

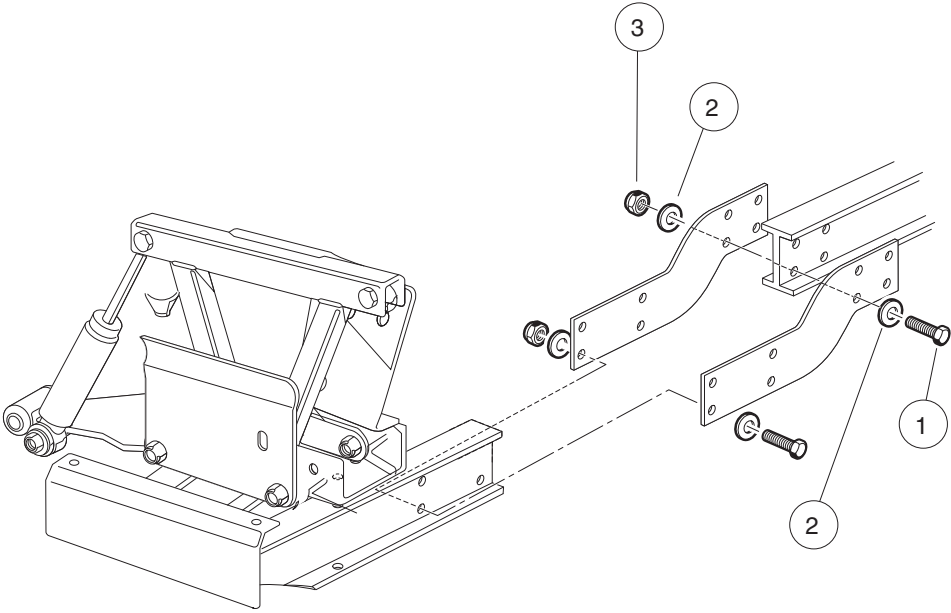
E

STEERING AND SUSPENSION WITH MAINTENANCE-FREE BALL JOINTS

6

G

E



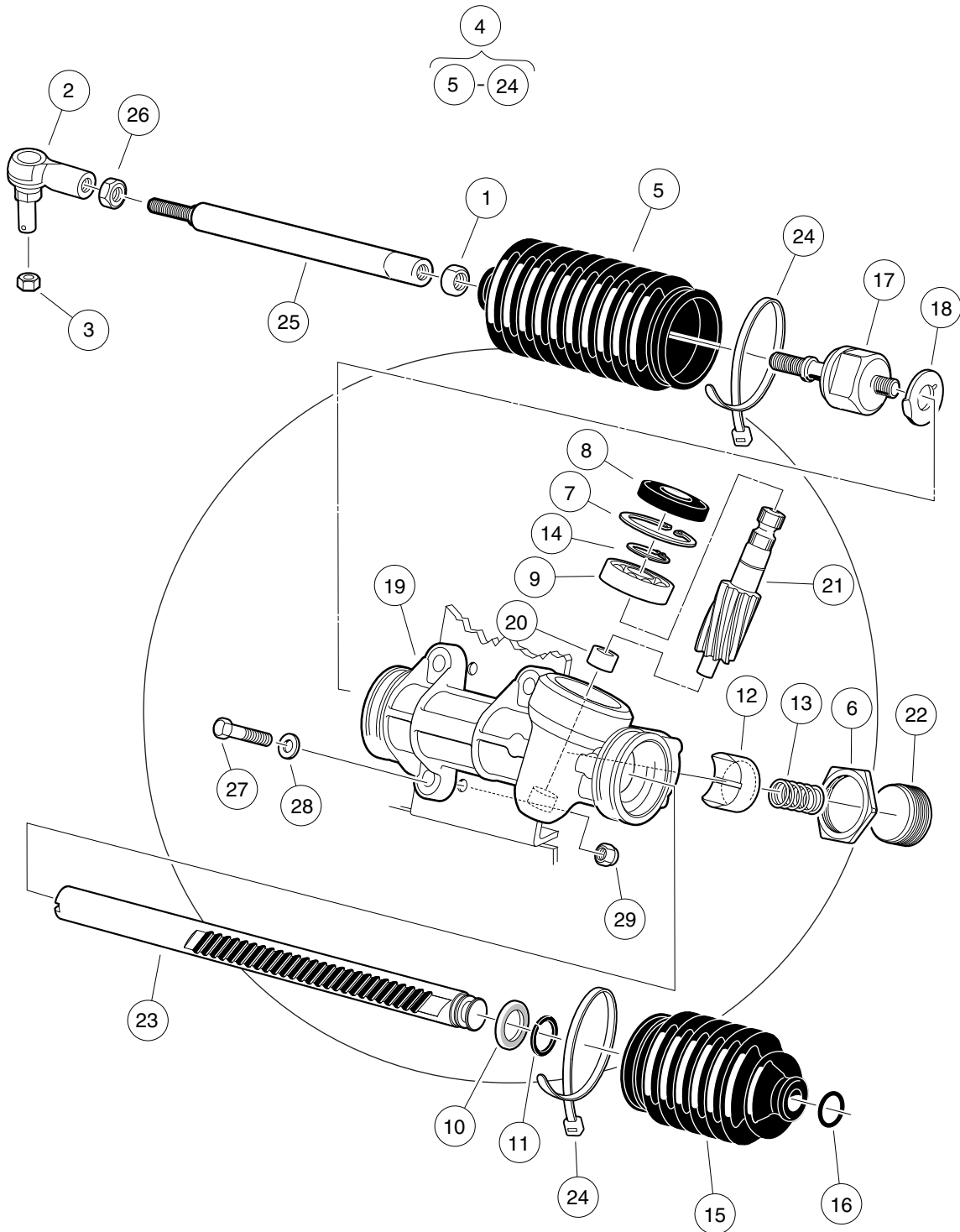
000304-002

FRONT FRAME PLATE HARDWARE – TURF/CA 252 AND XRT 850/ 900

ITEM	PART NO.	DESCRIPTION	QTY
		1 2 3 4	
1	1218	Screw, 5/16-18 X 1.25 Hex-Head Cap	16
2	1241	Washer, 5/16 Type A Flat	32
3	7473	Locknut, 5/16-18 Nylon Insert	16

6
G
E

6
G
E



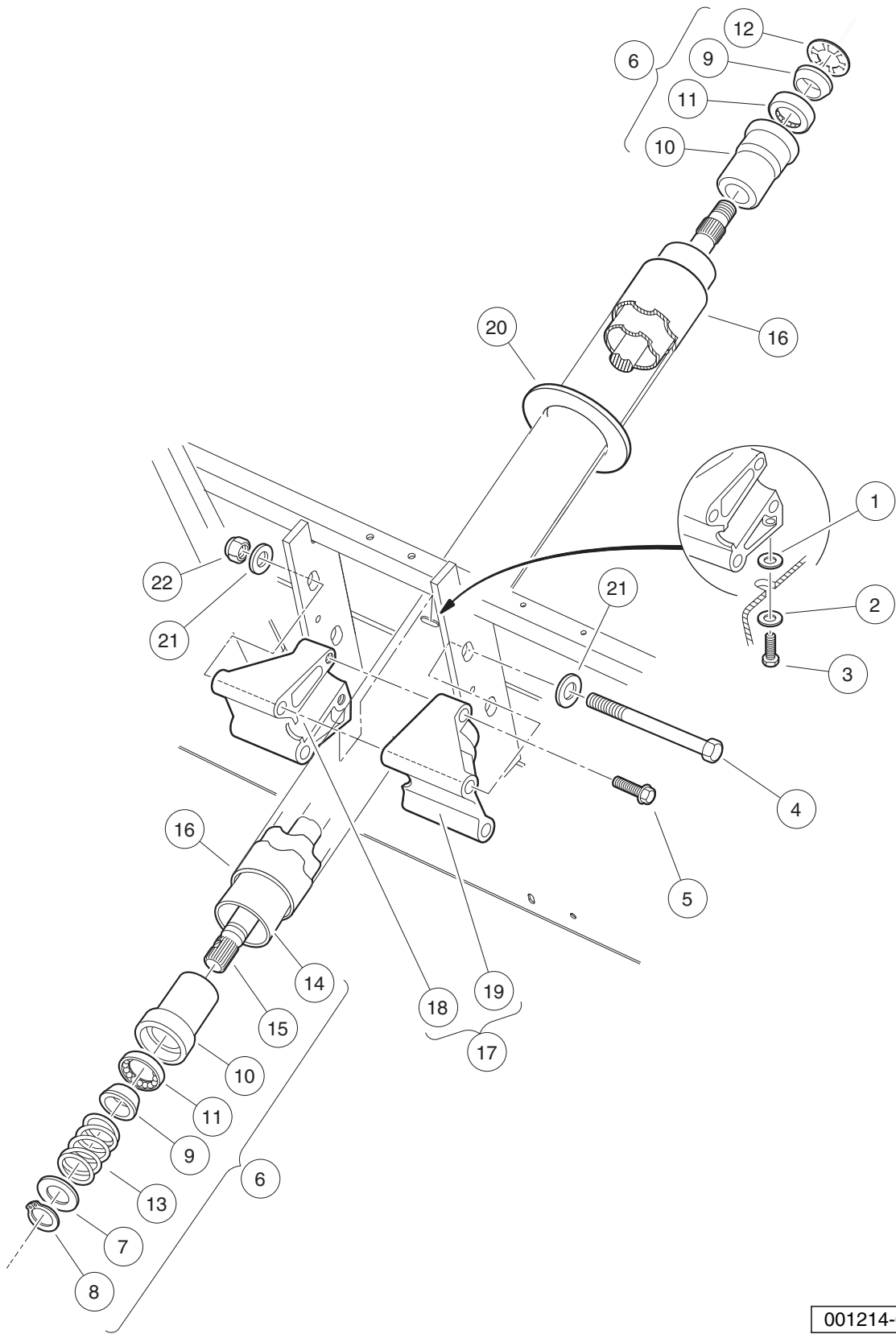
001500-002

STEERING GEAR ASSEMBLY (WANDA) – MAINT.-FREE BALL JOINT

ITEM	PART NO.	DESCRIPTION	QTY
		1 2 3 4	
1	1013042	Nut, 12mm Hex	1
2	102022602	End, Tie Rod, M12 X 1.25, Lh	1
3	102289201	Nut - Hex Locking, M12 X 1.25	1
4	103601501	Asm, Steering Rack And Pinion (includes items 5 through 24)	1
5	1013035	Bellows, Long	1
6	1013044	Rack Screw Locknut	1
7	N/A	Snap Ring	1
8	1013052	Seal, Steering Pinion Dust	1
9	101879401	Bearing, Ball	1
10	101879501	Stop Washer	1
11	101879601	Stop Ring, C-Type	1
12	101879701	Support Yoke	1
13	101879801	Rack Guide Pressure Spring	1
14	101879901	Ring, Stop, C-Type	1
15	101880001	Bellows, Short	1
16	101880101	Dust Seal Retaining Ring	1
17	101880201	Inner Ball Joint Asm	1
18	101880301	Washer, Tab	1
19	N/A	Box, Steering Gear	1
20	N/A	Bearing, Lower Pinion	1
21	N/A	Pinion, Steering	1
22	N/A	Screw, Rack Guide	1
23	N/A	Rack, Steering	1
24	8990	Tie Wrap, 8" Nylon	2
25	103653401	Link, Drag, Male Thd	1
26	103653501	Nut, Jam, M12-1.25, Lh	1
27	1624	Screw, 3/8-16 X 1.50, Hex-Head Cap	3
28	334	Washer, 3/8, Type A, Flat	3
29	8754	Locknut, 3/8-16 Hex	3

6
G
E

6
G
E



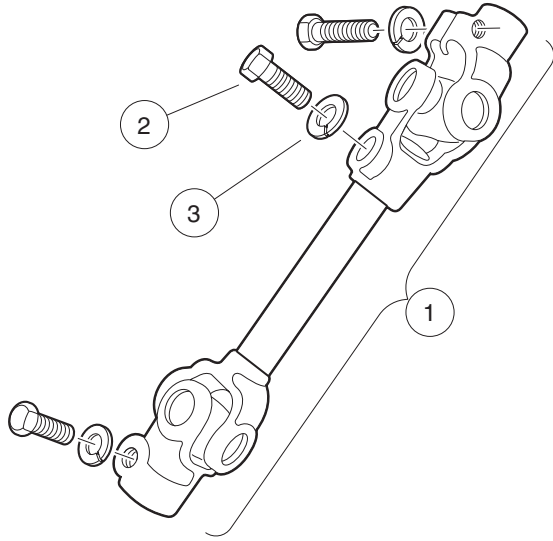
001214-001

STEERING COLUMN – UTILITY

ITEM	PART NO.	DESCRIPTION	QTY
		1 2 3 4	
1	1011578	Washer, 5/16 Type B Flat	1
2	1011697	Washer, 5/16 Flat	1
3	1014288	Screw, 5/16-18 X 0.75, Thread-Forming	1
4	1016183	Screw, 3/8-16 X 7.00 Hex Cap	2
5	1016269	Screw, 5/16-18 Thrd Forming	2
6	1017313	Steering Shaft Assembly (includes items 7 through 15)	1
7	1012604	Washer, 0.675 ID X 1.19 OD	1
8	1012605	Ring, 0.579 Internal Retaining	1
9	1014125	Wedge, Molded	2
10	1014126	Seat, Plastic Bearing	2
11	1014213	Bearing, Ball	2
12	1014214	Ring, Retaining	1
13	1014217	Spring, Steering Shaft	1
14	1017314	Column, Aluminum Steering	1
15	1017315	Shaft Steering Column	1
16	1017317	Tube Cover, Steering Column	1
17	101984801	Kit, Steering Column Mounting Bracket (includes items 18 and 19)	1
18	N/A	Bracket, RH Steering Column Mount	1
19	N/A	Bracket, LH Steering column mount	1
20	102278001	Boot, Steering Column Round	1
21	334	Washer, 3/8, Type A, Flat	4
22	8754	Locknut, 3/8-16 Hex	2

6
G
E

6
G
E



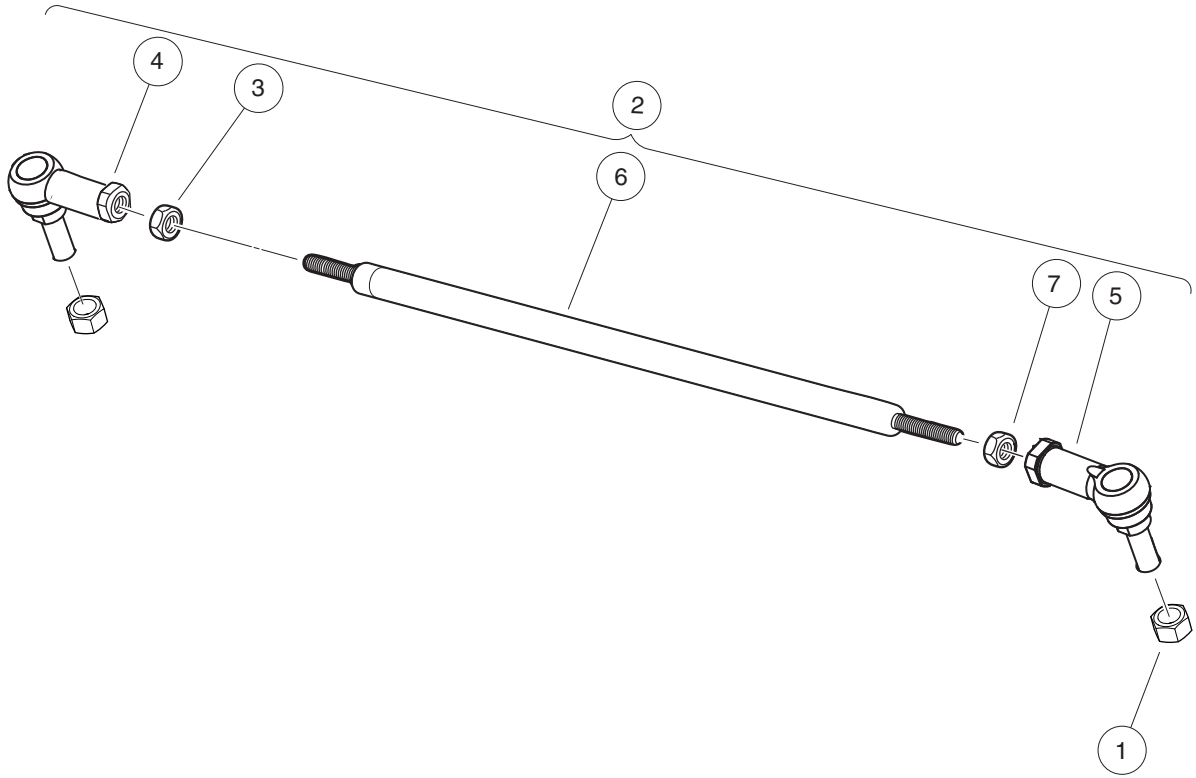
001218-001

INTERMEDIATE STEERING SHAFT – TURF/CA 252 AND XRT 850/ 900

ITEM	PART NO.	DESCRIPTION	QTY
		1 2 3 4	
1	102004101	Joint, Steering (includes items 2 and 3)	1
2	1017226	Bolt, Hex-Head, 8mm X 1.25 - 30	3
3	7174	Lockwasher, 5/16 Split	3

6
G
E

6
G
E



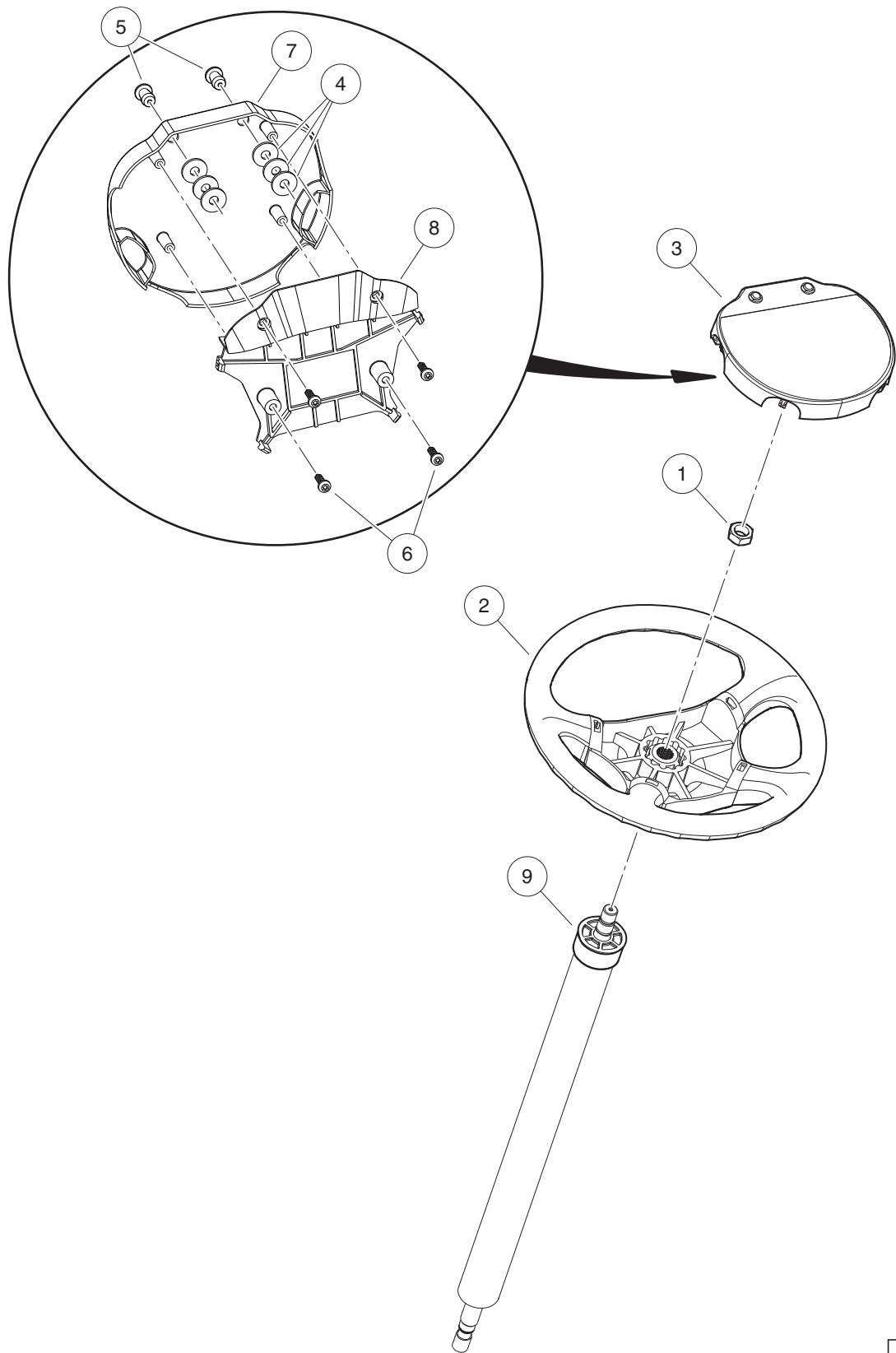
001318-001

TIE ROD WITH MAINTENANCE-FREE BALL JOINTS

ITEM	PART NO.	DESCRIPTION	QTY
		1 2 3 4	
1	102289201	Nut - Hex Locking, M12 X 1.25	2
2	103653601	Asm, Tie Rod (includes items 3 through 7)	1
3	1013042	Nut, 12mm Hex	1
4	102022601	End, Tie Rod M12 X 1.25 Rh	1
5	102022602	End, Tie Rod, M12 X 1.25, Lh	1
6	103354701	Rod, Tie, Male Thd	1
7	103653501	Nut, Jam, M12-1.25, Lh	1

6
G
E

6
G
E



000832-002

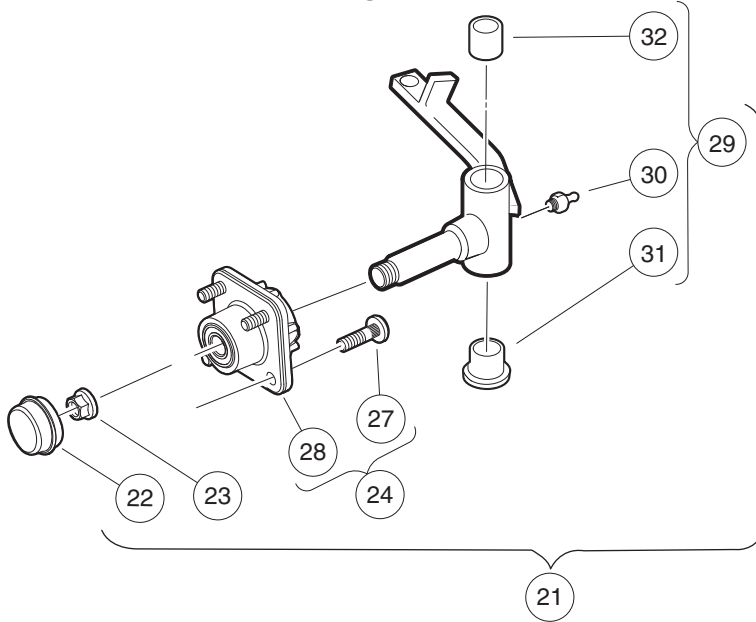
STEERING WHEEL – XRT850

ITEM	PART NO.	DESCRIPTION	QTY
		1 2 3 4	
1	1017273	Nut, 5/8-18 Nylon Insert Jam	1
2	102537802	Steer Wheel, Comf/grip, Spline	1
3	102540802	Center, Plate, Steering Wheel (includes items 4 through 8)	1
4	1011697	Washer, 5/16 Flat	6
5	1016967	Blind Rivet, Push Type	2
6	102296020	Screw, Torx Pan Hd Pt, M6 X 20	4
7	N/A	Scorecard Plate, Comfort Grip	1
8	N/A	Scorecard Back Plate	1
9	103405501	Shroud, Steering Column Spline	1

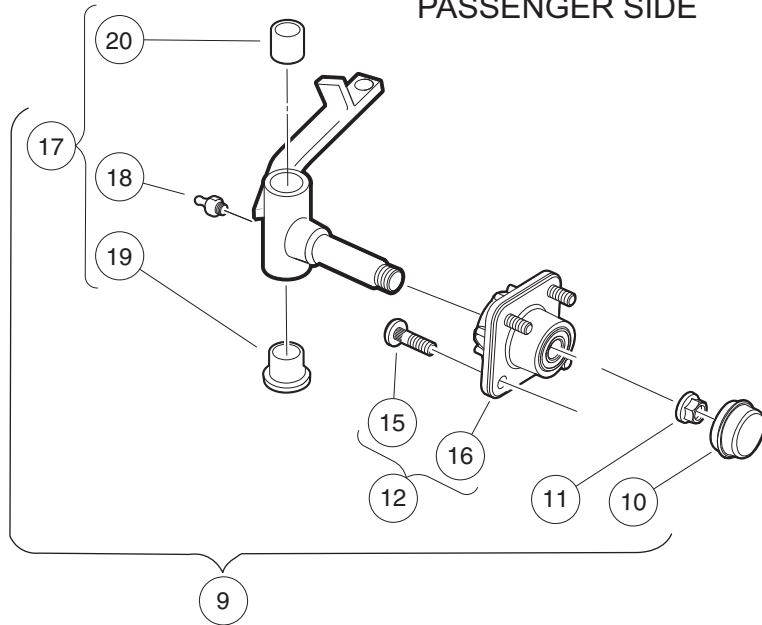
6
G
E

6
G
E

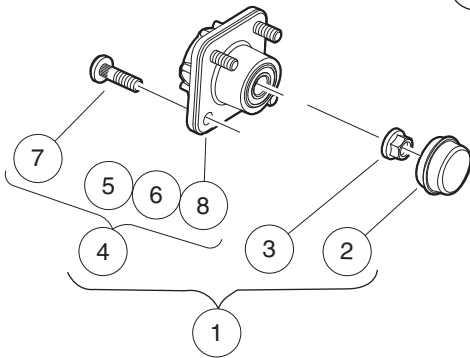
DRIVER SIDE



PASSENGER SIDE



REPLACEMENT HUB
FOR DRIVER OR
PASSENGER SIDE



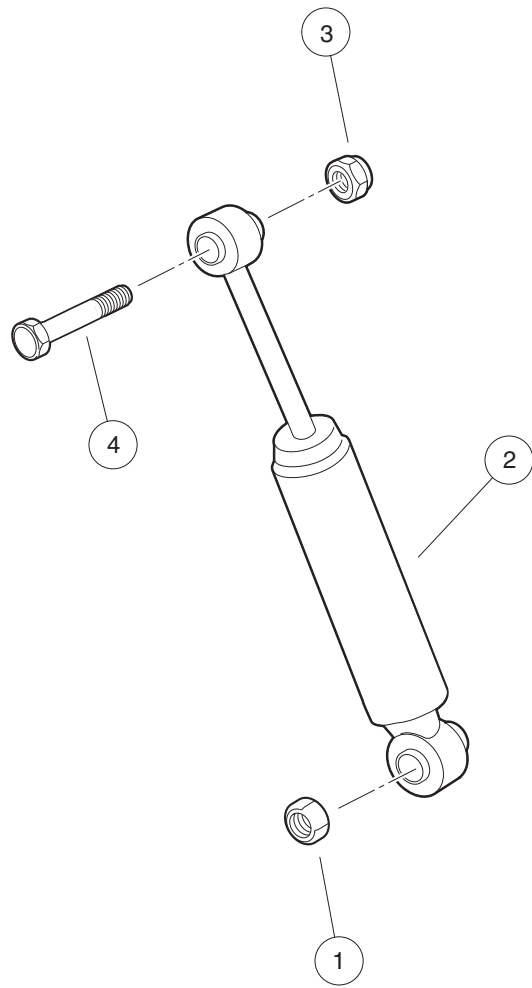
000301-007

FRONT SPINDLES AND HUBS – CA232 AND XRT800/810/850 WITH MAINTENANCE-FREE BALL JOINTS

ITEM	PART NO.	DESCRIPTION	QTY
		1 2 3 4	
1	102357701	Replacement Kit, Front Hub (includes items 2 through 4)	1
2	102353201	Cap, Front Hub	1
3	102353301	Hex Nut, Locking Flange, M14x2	1
4	N/A	Asm, Front Hub, Bb, Long Stud (includes items 5 through 8)	1
5	N/A	Bearing, Ball, 6204	2
6	N/A	Spacer, Bearing, Front Hub, Pm	1
7	103477901	Lug Stud, 1/2-20 Unf, 4037	4
8	N/A	Front Hub, Ball Brg, Long Stud	1
9	103667302	Asm, Frt Hub & Spndle, Rh, Ext (includes items 10 through 17)	1
10	102353201	Cap, Front Hub	1
11	102353301	Hex Nut, Locking Flange, M14x2	1
12	N/A	Asm, Front Hub, Bb, Long Stud (includes items 13 through 16)	1
13	N/A	Bearing, Ball, 6204	2
14	N/A	Spacer, Bearing, Front Hub, Pm	1
15	103477901	Lug Stud, 1/2-20 Unf, 4037	4
16	N/A	Front Hub, Ball Brg, Long Stud	1
17	103667104	Asm, Spindle, Rh, Ext, Sp (includes items 18 through 20)	1
18	1015597	Fitting, 1/4-28 Thread-Forming Grease	1
19	7048	Bushing, Flanged Bronze	1
20	8067	Bushing, Bronze Spindle	1
21	103667402	Asm, Frt Hub & Spndle, Lh, Ext (includes items 22 through 29)	1
22	102353201	Cap, Front Hub	1
23	102353301	Hex Nut, Locking Flange, M14x2	1
24	N/A	Asm, Front Hub, Bb, Long Stud (includes items 25 through 28)	1
25	N/A	Bearing, Ball, 6204	2
26	N/A	Spacer, Bearing, Front Hub, Pm	1
27	103477901	Lug Stud, 1/2-20 Unf, 4037	4
28	N/A	Front Hub, Ball Brg, Long Stud	1
29	103667204	Asm, Spindle, Lh, Ext, Sp (includes items 30 through 32)	1
30	1015597	Fitting, 1/4-28 Thread-Forming Grease	1
31	7048	Bushing, Flanged Bronze	1
32	8067	Bushing, Bronze Spindle	1

6
G
E

6
G
E



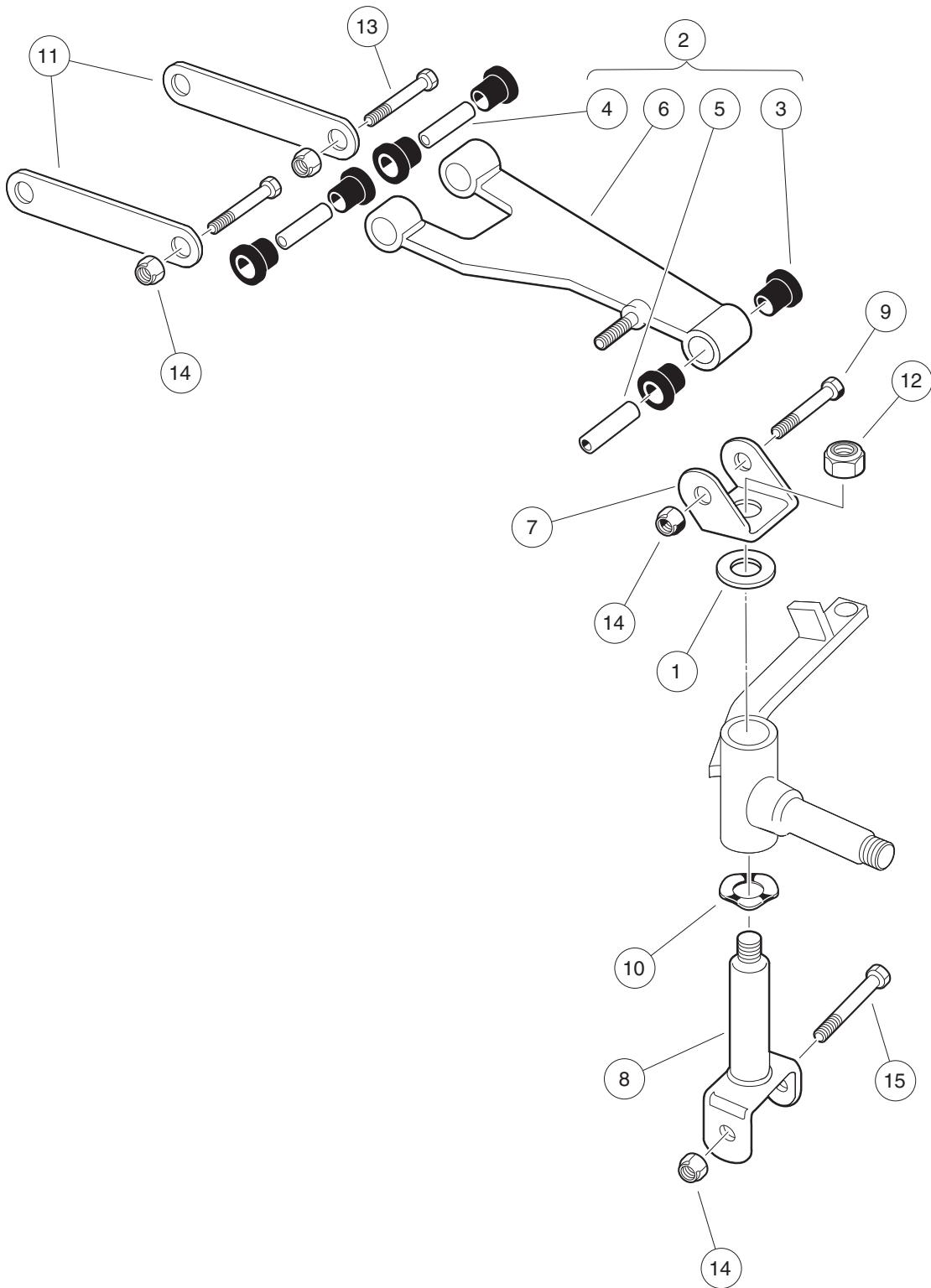
001304-001

FRONT SUSPENSION – SHOCK ABSORBERS

ITEM	PART NO.	DESCRIPTION	QTY
		1 2 3 4	
1	1010138	Locknut, 3/8-16 Dimpled	2
2	103351001	Shock Absorber, Front, Common	2
3	8754	Locknut, 3/8-16 Hex	2
4	8861	Bolt, 3/8-16 X 1.75 Hex	2

6
G
E

6
G
E



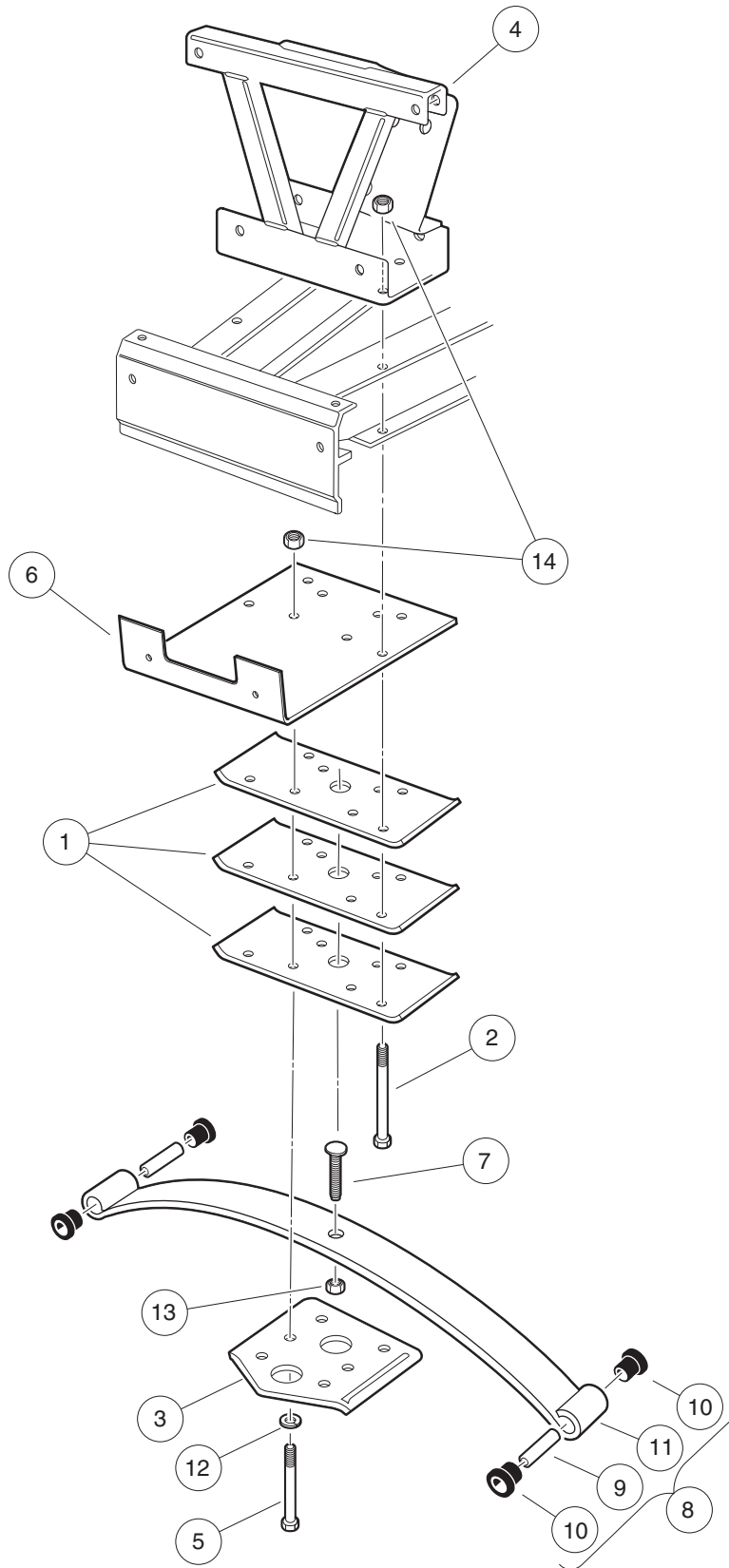
001305-001

FRONT SUSPENSION, UPPER CONTROL ARMS & KINGPINS

ITEM	PART NO.	DESCRIPTION	QTY
		1 2 3 4	
1	1010150	Bearing, Thrust	2
2	1016353	Sub-Assembly, Delta A-Plate (includes items 3 through 6)	2
3	1016346	Bushing, Urethane	6
4	1016349	Sleeve, Delta Inner	2
5	1016350	Sleeve, Delta Outer	1
6	1016351	Delta A-Plate	1
7	1016384	Clevis, Delta Upper	2
8	1016386	King Pin Assembly	2
9	1016387	Screw, 3/8-16 X 2.75 Hx Hd Cap	2
10	1016389	Washer, 1.125 Od Wave	2
11	1017266	A-Plate Strap	2
12	101903101	Locknut, 1/2-20 Nylon Insert	2
13	2402	Screw, 3/8-16 X 2.25 Hx Hd Cap	4
14	8754	Locknut, 3/8-16 Hex	8
15	8755	Screw, 3/8-16 X 3.375 Hex Cap	2

6
G
E

6
G
E



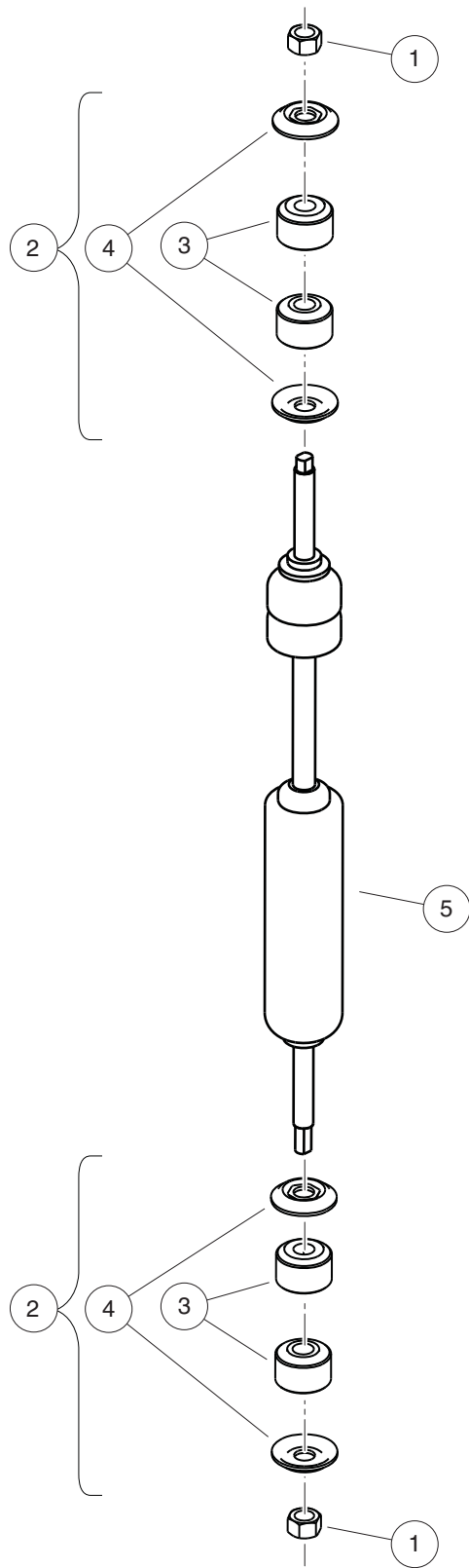
001306-002

FRONT SUSPENSION, SPRING AND MOUNTING PLATES – XRT850

ITEM	PART NO.	DESCRIPTION	QTY
		1 2 3 4	
1	1010124	Plate, Spring Mount	3
2	1013832	Screw, 3/8-16 X 5.00 Hex-Head Cap	4
3	1014276	Plate, Front Spring Retainer	1
4	1016385	Delta Shock and Gear Support Assembly	1
5	1016387	Screw, 3/8-16 X 2.75 Hx Hd Cap	4
6	102830401	Support, Brush Guard	1
7	103507001	Eccentric Bolt Common	1
8	103628701	Spring Asm, Front, 1 Leaf (includes items 9 through 11)	1
9	1012303	Bushing, Steel	2
10	101558302	Bushing, Urethane, Soft	4
11	103502601	Spring, Front, 1 Leaf	1
12	357	Lockwasher, 3/8 Split	4
13	706	Nut, Hex 3/8-16	1
14	8754	Locknut, 3/8-16 Hex	8

6
G
E

6
G
E



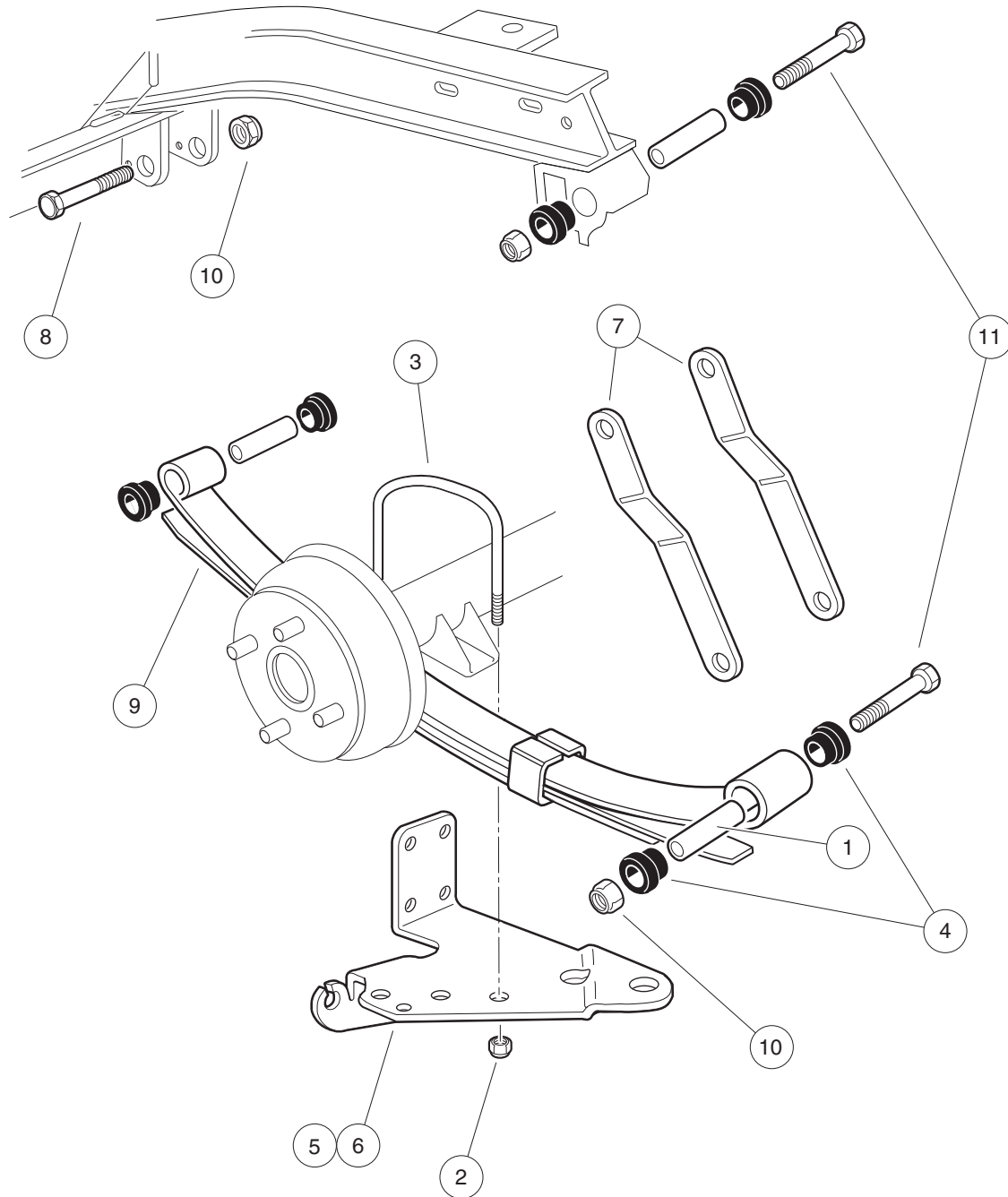
000837-002

REAR SUSPENSION – SHOCK ABSORBERS

ITEM	PART NO.	DESCRIPTION	QTY
		1 2 3 4	
1	1010145	Nut, 3/8-24 Hex	4
2	1011415	Kit, Shock Absorber Cushion (includes items 3 and 4)	4
3	N/A	Cushion, Shock Absorber	2
4	N/A	Retainer, Shock Absorber Cushion	2
5	103351101	Shock, Absorber, Utility	2

6
G
E

6
G
E



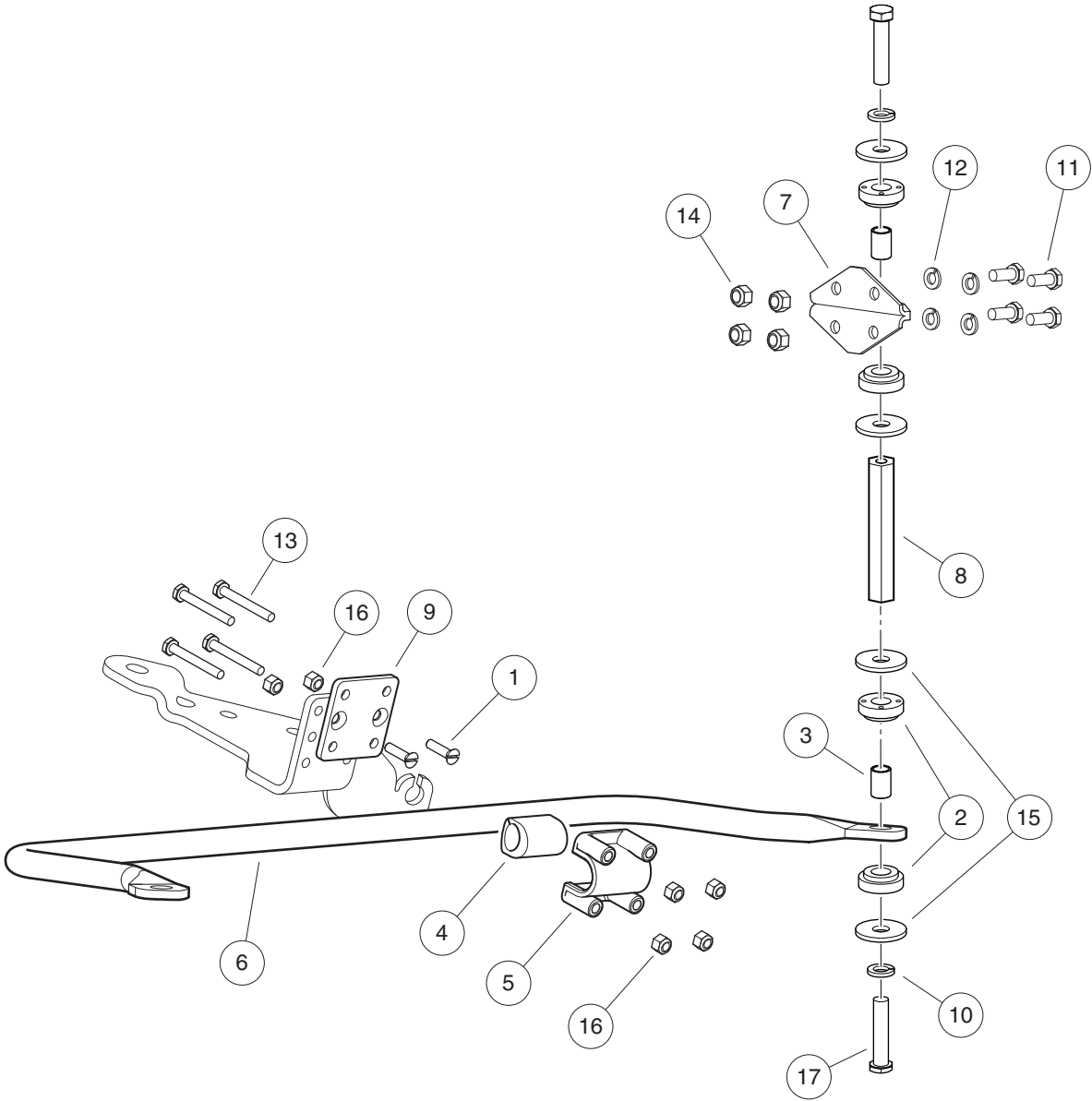
001308-001

REAR SUSPENSION, SPRINGS AND HARDWARE

ITEM	PART NO.	DESCRIPTION	QTY
		1 2 3 4	
1	1012303	Bushing, Steel	6
2	1014555	Locknut, 7/16-14 Nylon Hex	4
3	1014902	U-Bolt	2
4	1015583	Bushing, Urethane	12
5	101926501	Bracket, Left-Hand	1
6	101929401	Bracket, Right	1
7	102004201	Rear Spring Shackle	4
8	102066201	Screw, 3/8-16 X 3.50 Hex Cap	2
9	102871801	Spring, Multi Leaf	2
10	8754	Locknut, 3/8-16 Hex	6
11	8755	Screw, 3/8-16 X 3.375 Hex Cap	4

6
G
E

6
G
E



001307-001

STABILIZER BAR – XRT 850

ITEM	PART NO.	DESCRIPTION	QTY
		1 2 3 4	
1	1011857	Screw, 1/4-20 X 1.0 SI Flt Cs	4
2	1015453	Compression Mount	8
3	1015457	Spacer, 0.720"	4
4	1015613	Bushing, Stabilizer Bar	2
5	1015614	Support, Bushing	2
6	1015760	Stabilizer Bar	1
7	1016813	Mounting Bracket, Stabilizer Bar	2
8	1016814	Link, Stabilizer Bar	2
9	103364801	Bracket, Sway Bar , Lift	2
10	357	Lockwasher, 3/8 Split	4
11	7173	Screw, 5/16-18 X 0.75, Hex-Head Cap	8
12	7174	Lockwasher, 5/16 Split	8
13	7311	Screw, 1/4-20 X 2.00 Hex-Head Cap	8
14	7473	Locknut, 5/16-18 Nylon Insert	8
15	808	Washer, 3/8 Type B Flat	8
16	8233	Locknut, 1/4-20, Nylon Insert	12
17	8861	Bolt, 3/8-16 X 1.75 Hex	4

6
G
E

6

G

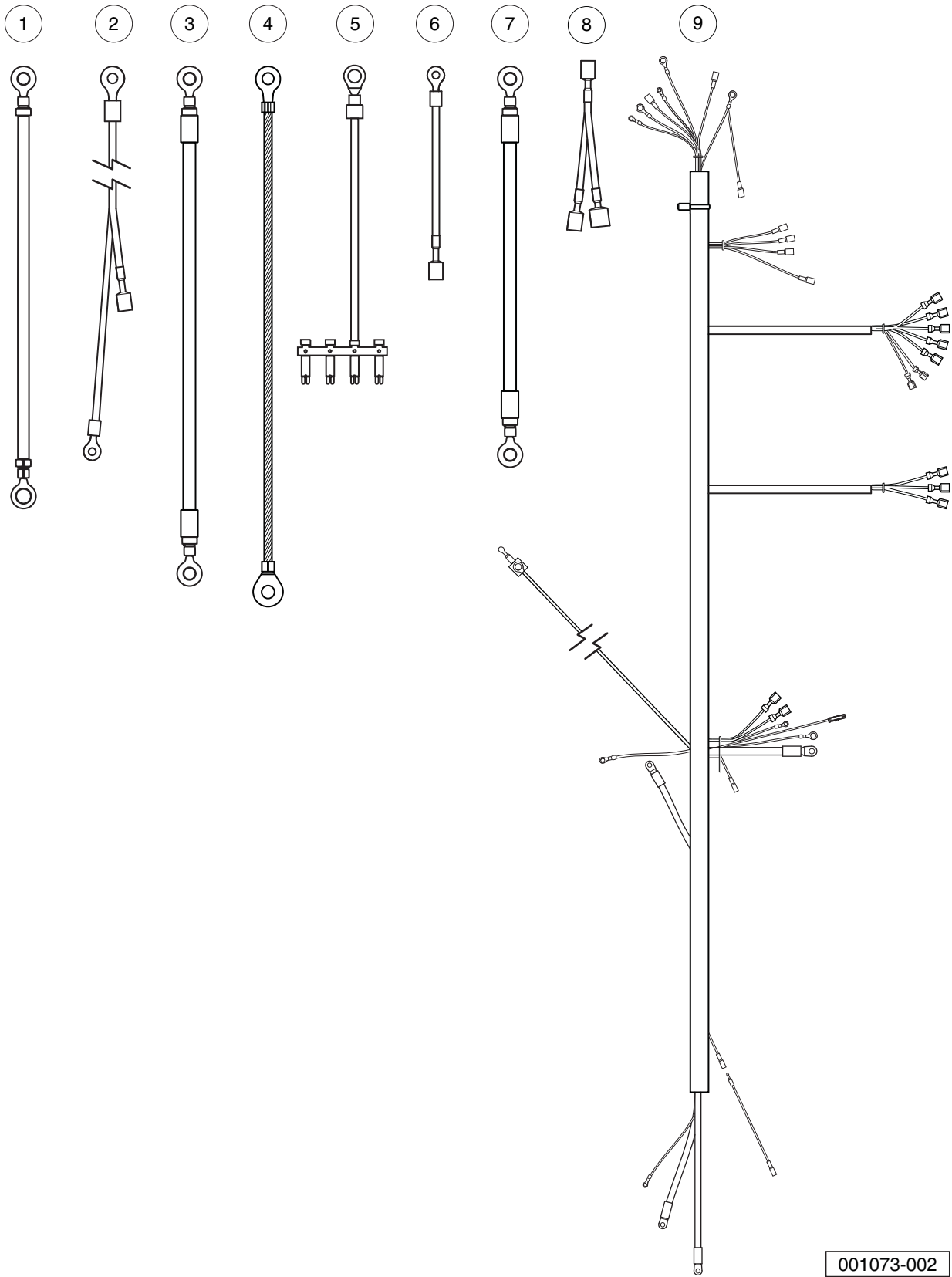
E

ELECTRICAL SYSTEM – CARBURETED GAS VEHICLES

7

G

7
G

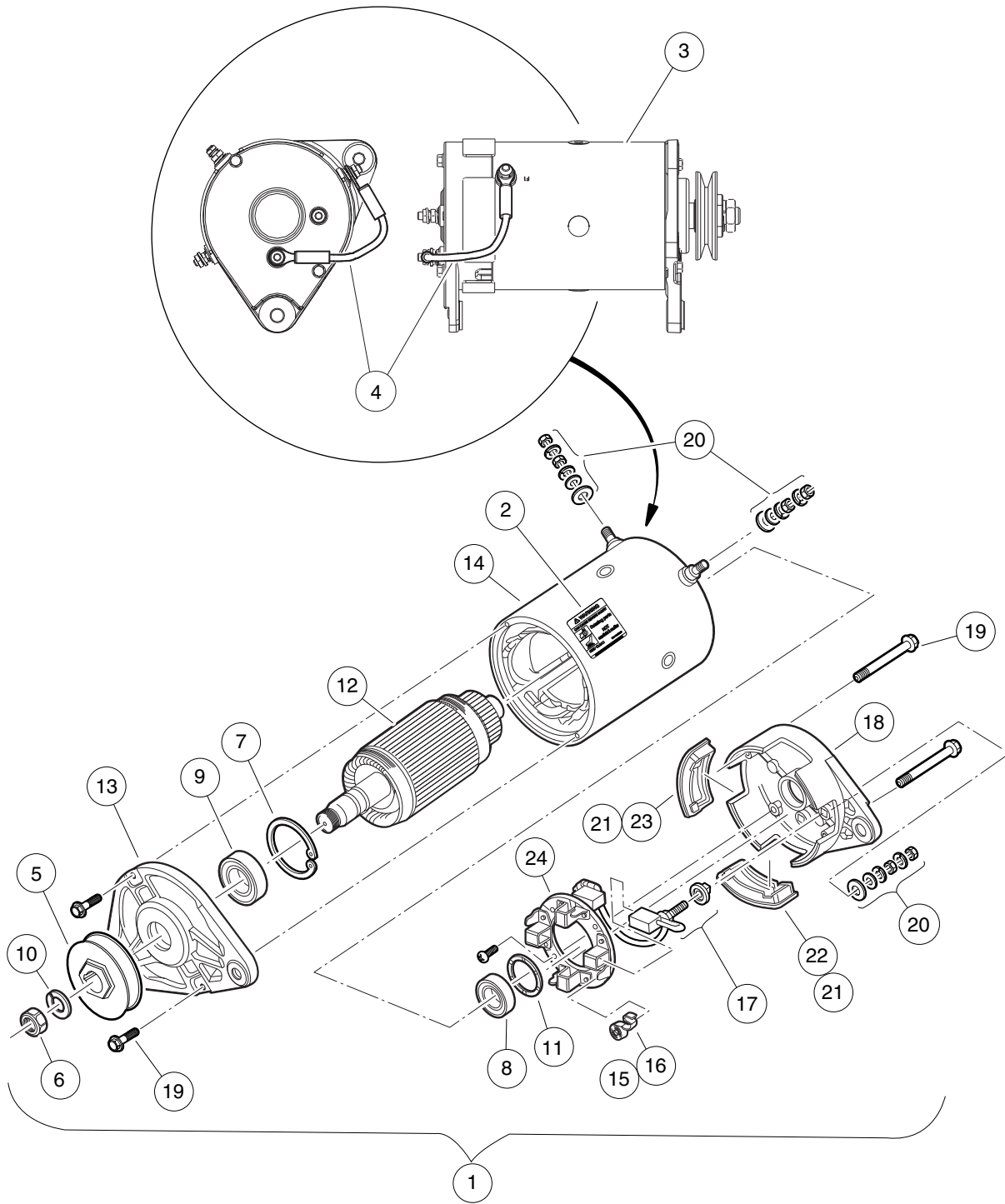


WIRING – TURF/CARRYALL 1/XRT850GAS WITH AMD STARTER/ GEN

ITEM	PART NO.	DESCRIPTION	QTY
		1 2 3 4	
1	1012382	Wire Assy, #6 Black	1
2	1012396	Wire Assy #18 Black	1
3	1014119	Wire Assembly #6 Red	1
4	1015332	Wire, Ground, #10, Uninsulated	1
5	1015737	Wire Assy, #10 Red	1
6	1016401	Wire Assy, #16 Orange	1
7	101837301	Wire Assy, #6 Green	1
8	103348501	Asm, Wire Meter, F-h Jumper	1
9	103687001	Asm, Harn, Ca1, Gas, Amd S/g	1

7

G

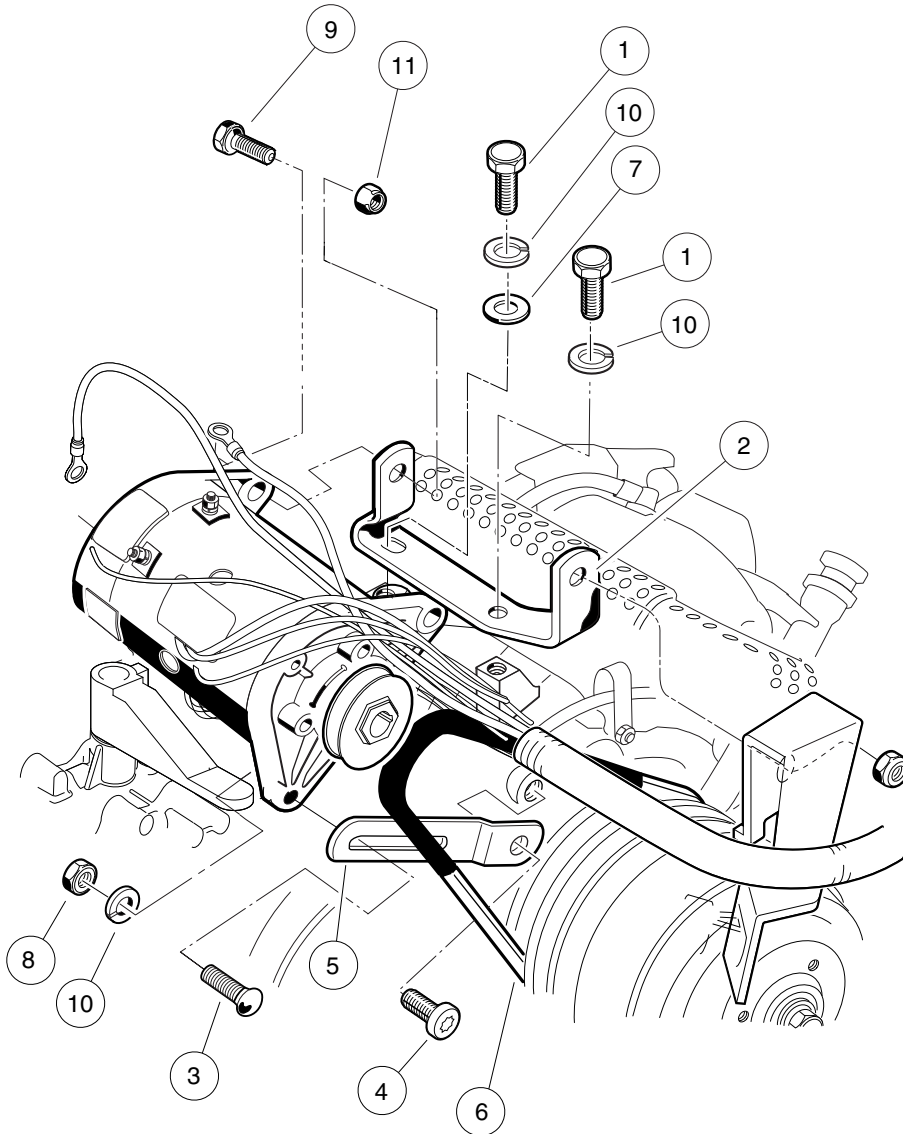


000124-005

STARTER/GENERATOR ASSEMBLY (PEDAL-START), MODEL 114-01-4009A

ITEM	PART NO.	DESCRIPTION	QTY
		1 2 3 4	
1	103678402	Asm, St/gen, Bi-rot, Ps, Svc (includes items 2 and 3)	1
2	101960501	Decal, Rotating Parts/Hot Manifold	1
3	103718702	St/gen, Bi-rot, Util,ps W/wire (includes items 4 through 24)	1
4	101837301	Wire Assy, #6 Green	1
5	102711001	Pulley, V-Belt	1
6	102838701	Nut, Hex, M14x2, S/G	1
7	102838801	Retainer, Front, S/G	1
8	102838901	Bearing, Ball, Rear, S-g	1
9	102839001	Bearing, Ball, Front, S-g	1
10	102839301	Washer, Lock M14x2, S-g	1
11	102841101	Washer, Wave, S-g	1
12	N/A	Asm, Armature, Starter/Generator	1
13	102844601	Head, Drive End, S-g	1
14	102844701	Asm, Frame and Field, Starter/Generator	1
15	103347101	Kit, Spring Brush, Starter/Generator (includes item 16)	1
16	N/A	Spring, Brush, S-g	4
17	103347301	Set, Brush Term, S-g	1
18	103347601	Head, Comm End, S-g	1
19	103347701	Set, Fast, Ceh Deh, S-g	1
20	103347801	Set, Term Hardware, S/G	1
21	103347901	Kit, Cover, Brush Insp, Starter/Generator (includes items 22 and 23)	1
22	N/A	Plug, Rubber Drain, Start/Generator	3
23	N/A	Cover, Inspection, S-g	1
24	103953301	Kit, Brush And Brush Holder	1

7
G



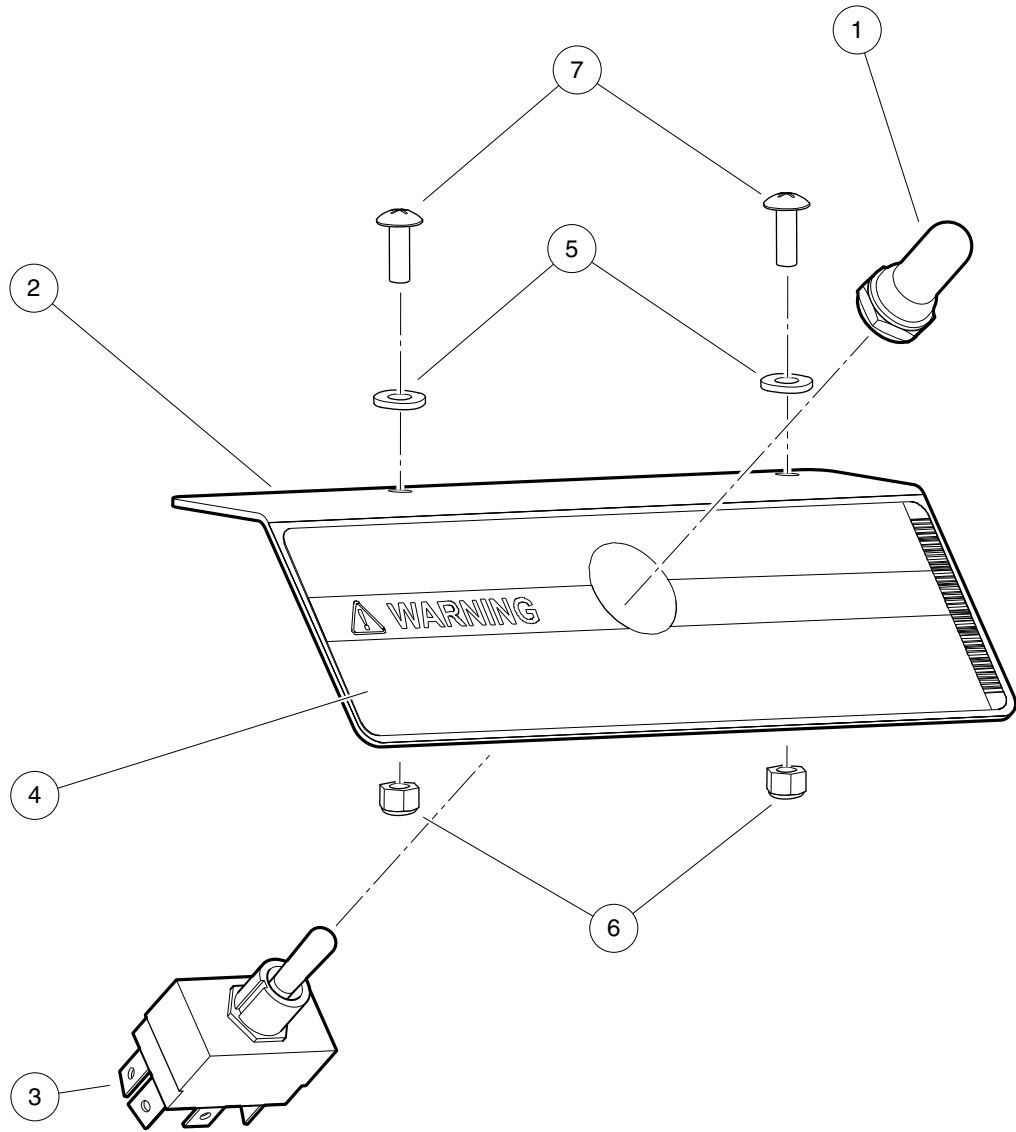
000238-005

STARTER/GENERATOR MOUNTING – 114-0X-400XX MODELS

ITEM	PART NO.	DESCRIPTION	QTY
		1 2 3 4	
1	1012830	Screw, M8-125 X 22 Hex-Head	2
2	101524002	Bracket, Starter/Generator Mounting	1
3	1015932	Bolt, Carriage, 5/16-18	1
4	1016074	Screw, M8-1.25 X 18mm Torx	1
5	1016883	Bracket, Starter/Generator Adjustment	1
6	101916701	V-Belt	1
7	1241	Washer, 5/16 Type A Flat	1
8	1242	Nut, 5/16-18 Hex	1
9	1624	Screw, 3/8-16 X 1.50, Hex-Head Cap	2
10	7174	Lockwasher, 5/16 Split	3
11	8754	Locknut, 3/8-16 Hex	2

7
G

7
G



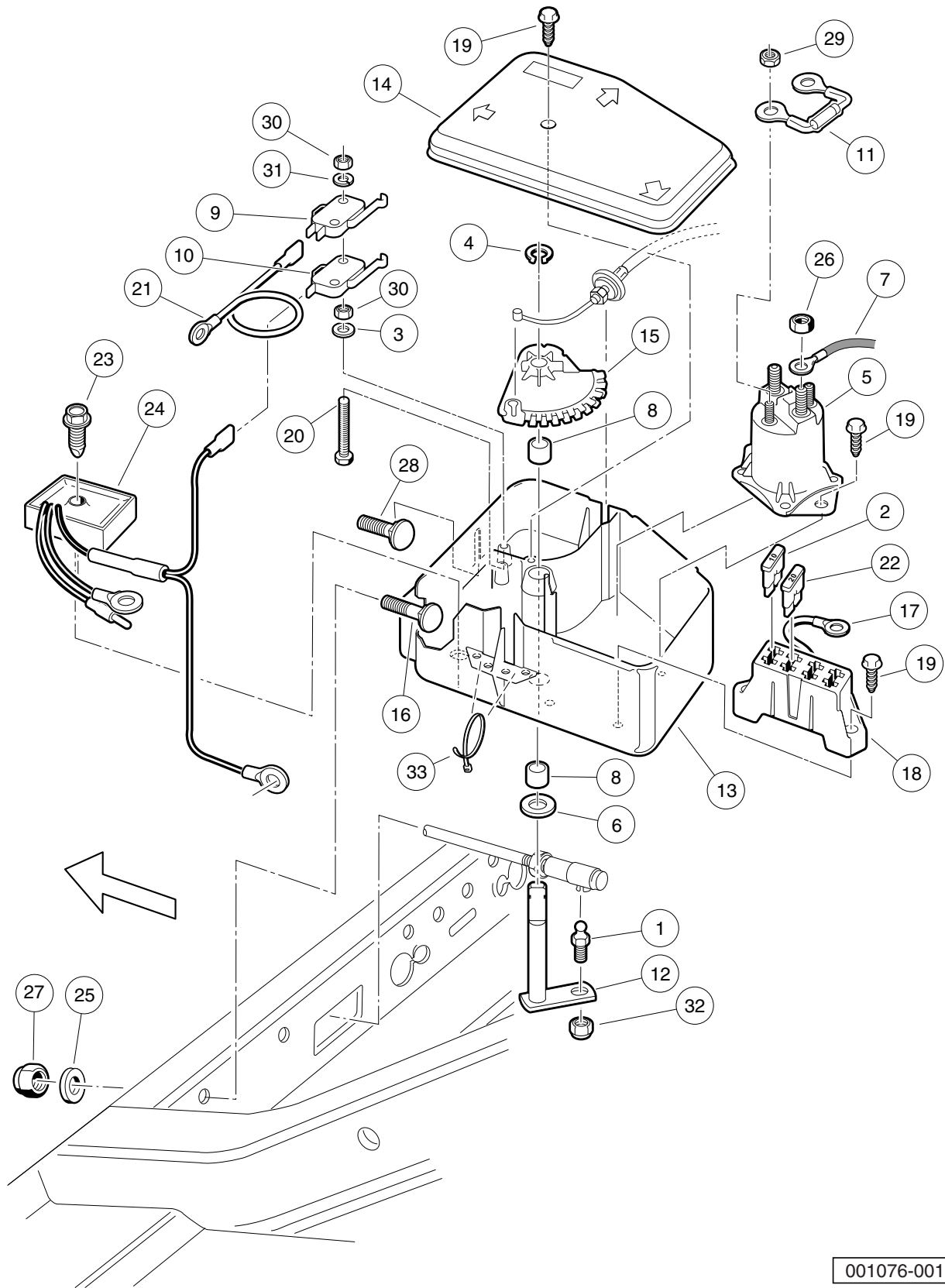
000755-003

OPERATION AND MAINTENANCE SWITCH

ITEM	PART NO.	DESCRIPTION	QTY
		1 2 3 4	
1	101908401	Boot, Switch	1
2	101922501	Bracket, Tow/Run Switch Mounting	1
3	103198401	Switch, Toggle, SPDT	1
4	103205501	Decal, Maintenance/Operate Switch	1
5	332	Washer, 1/4 Type A Narrow Flat	2
6	8233	Locknut, 1/4-20, Nylon Insert	2
7	8248	Screw, 1/4-20 X 0.75, Truss-Head Machine	2

7
G

7
G

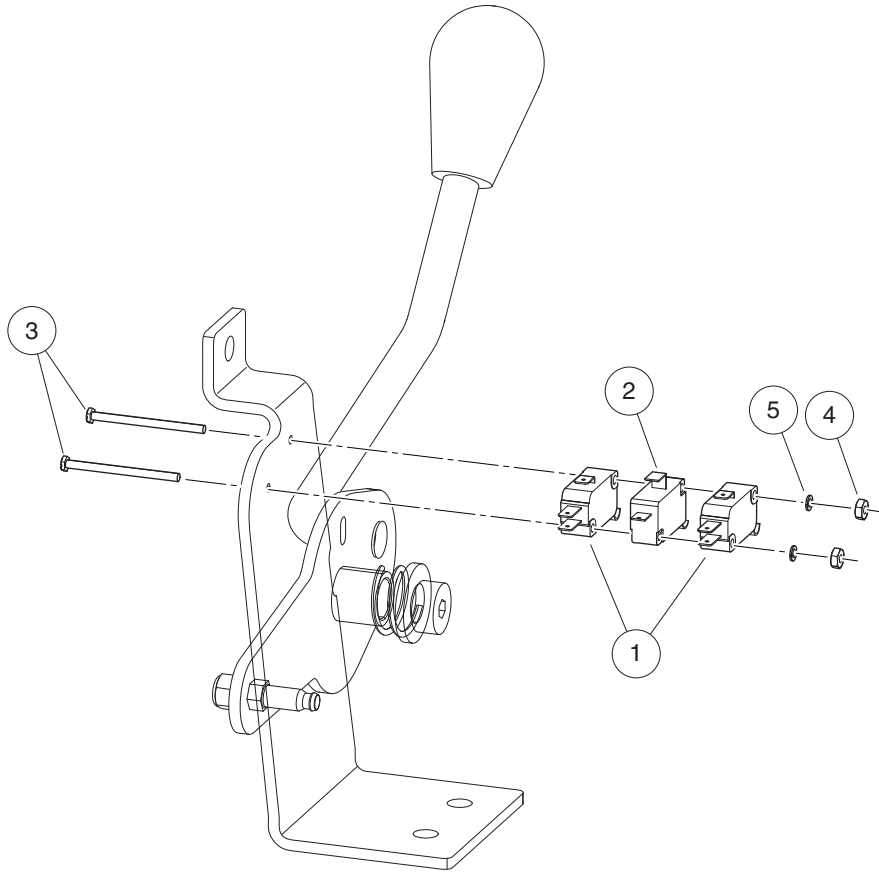


001076-001

ELECTRICAL COMPONENT BOX – TURF/CA 1, 2, 252, AND XRT850

ITEM	PART NO.	DESCRIPTION	QTY
		1 2 3 4	
1	1010954	Stud, Ball, 1/4-28 X 0.560	1
2	1012295	Fuse, 10-Amp	1
3	1012431	Washer, #4 Flat	2
4	1013589	Ring, Retaining, 0.338" Internal	1
5	1013609	Solenoid, 12-Volt	1
6	1014065	Washer, Flat, 0.38" ID, Delrin	1
7	1014119	Wire Assembly #6 Red	1
8	1014145	Bushing, Secondary Weight, Split	2
9	1014807	Switch, Limit	1
10	1014808	Switch, Limit	1
11	1014948	Diode	1
12	1015345	Bell Crank and Shaft Assembly	1
13	1015371	Box, Electrical Component	1
14	1015372	Cover, Electric Box	1
15	1015373	Cam, Electric Box	1
16	1015405	Bolt, Carriage, 5/16-18 X 2.0	1
17	1015737	Wire Assy, #10 Red	1
18	1015741	Fuse Block	1
19	1015752	Screw, #12-16 X 0.625, Hi-Lo	5
20	1015878	Screw, #4-40 Hex Head Machine	2
21	1016401	Wire Assy, #16 Orange	1
22	1016423	Fuse, 20-Amp	1
23	101856102	Screw, 1/4-15 X 1.50, Hi-lo, Hex	1
24	102711201	Voltage Regulator	1
25	1241	Washer, 5/16 Type A Flat	2
26	1242	Nut, 5/16-18 Hex	2
27	7473	Locknut, 5/16-18 Nylon Insert	2
28	7818	Bolt, Carriage, 5/16-18 X 1.5	1
29	7893	Nut, #10-32 Hex	2
30	8057	Nut, #4-40 Hex Machine	4
31	8058	Lockwasher, #4 Split	2
32	8717	Locknut, Nylon Insert, 1/4-28	1
33	8990	Tie Wrap, 8" Nylon	2

7
G



001080-001

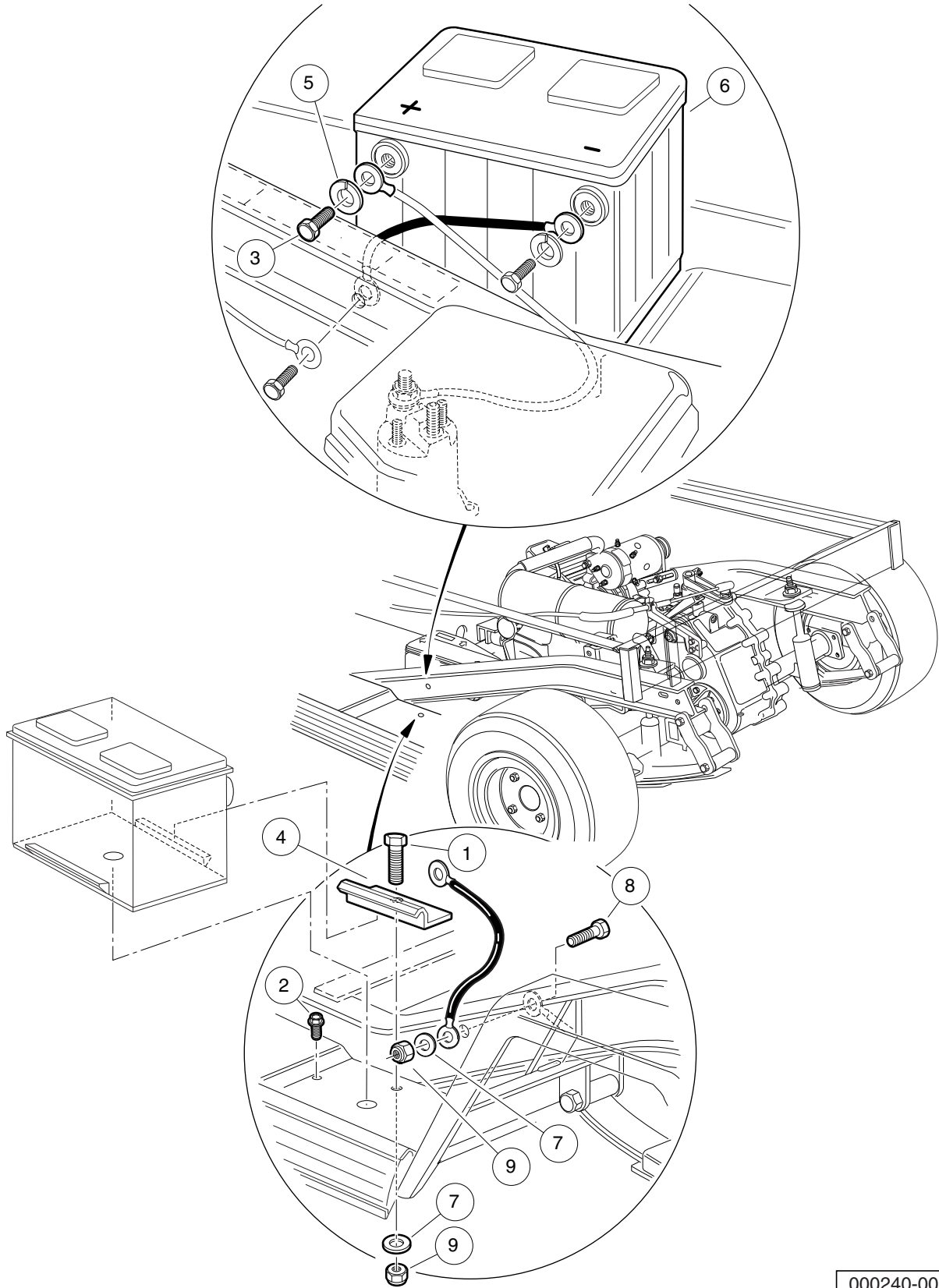
FORWARD/REVERSE SHIFTER SWITCHES – DASH MOUNTED SHIFTER

ITEM	PART NO.	DESCRIPTION	QTY
		1 2 3 4	
1	1014807	Switch, Limit	2
2	1014808	Switch, Limit	1
3	1015878	Screw, #4-40 Hex Head Machine	2
4	8057	Nut, #4-40 Hex Machine	2
5	8058	Lockwasher, #4 Split	2

7

G

7
G



000240-001

BATTERY – GASOLINE UTILITY VEHICLES

ITEM	PART NO.	DESCRIPTION	QTY
		1 2 3 4	
1	1010934	Screw, 5/16-18 X 1.00 Hex Cap	1
2	1014288	Screw, 5/16-18 X 0.75, Thread-Forming	1
3	1014375	Screw, 3/8-16 X 0.50, Stainless Steel, Hex-Head	2
4	101898001	Clamp, Battery	1
5	102355301	Lockwasher, 3/8 Split Ss	2
6	103496801	Battery, Start, 12v	1
7	1241	Washer, 5/16 Type A Flat	2
8	7173	Screw, 5/16-18 X 0.75, Hex-Head Cap	1
9	7473	Locknut, 5/16-18 Nylon Insert	2

7

G

7

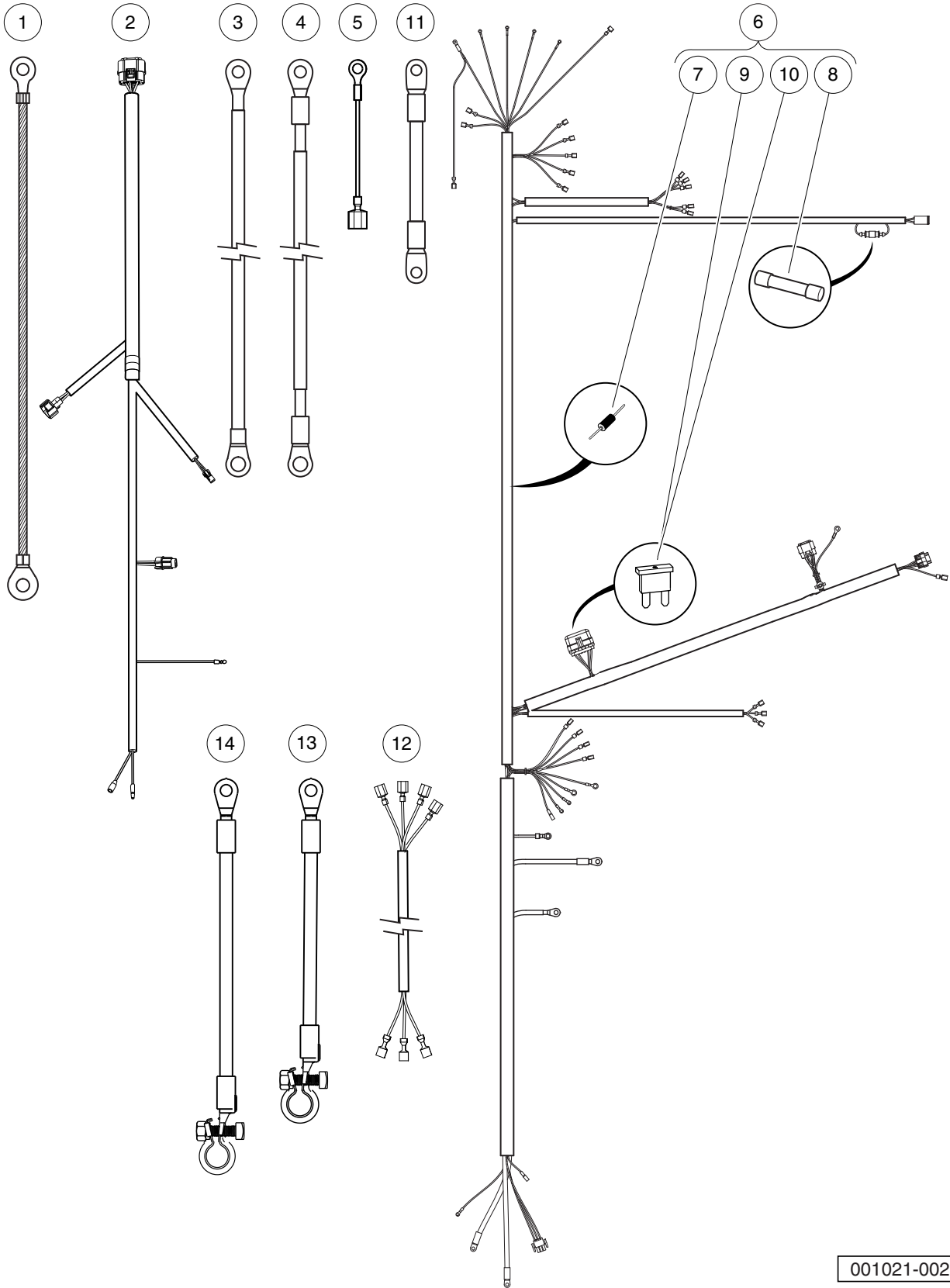
G

ELECTRICAL SYSTEM – EFI GASOLINE VEHICLES

8

G

8
G



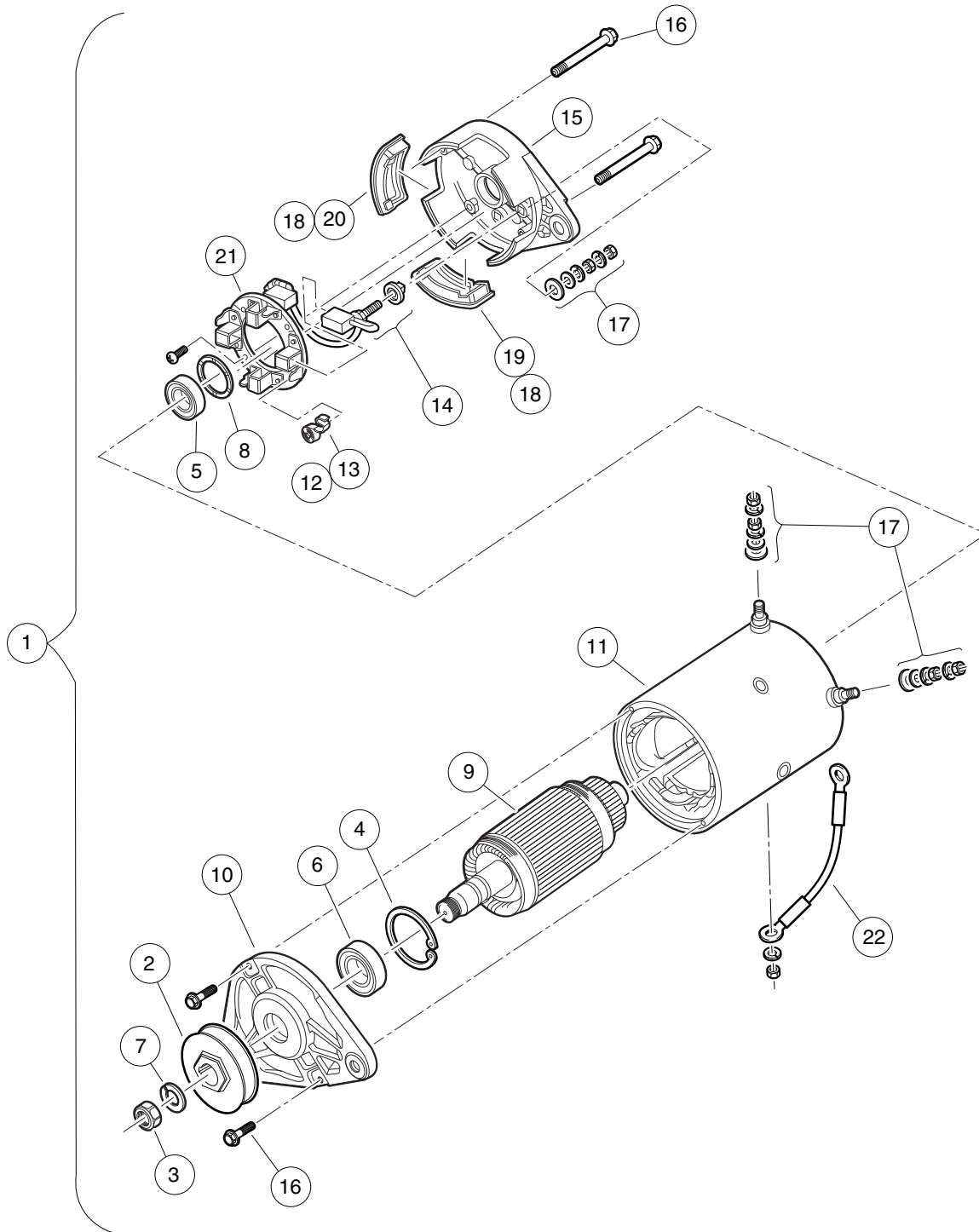
001021-002

WIRING, FUSES, AND DIODES, PEDAL-START – EFI – XRT850

ITEM	PART NO.	DESCRIPTION	QTY
		1 2 3 4	
1	1015332	Wire, Ground, #10, Uninsulated	1
2	105008101	Harness, Wire, ECU/Engine	1
3	105135901	Wire, Battery (side-post), B-, Gas	1
4	105136001	Wire, Battery (side-post), B+, Gas	1
5	105143301	Wire, Ground, Fuel Tank	1
6	105151401	Harness, Main, Xrt850, Ps (includes items 7 through 10)	1
7	1014789	Diode, General Purpose, 3.0-Amp	1
8	103924801	Fuse, Glass, 2-Amp	1
9	105081501	Fuse, ATM, 5-Amp	1
10	105081601	Fuse, ATM, 10-Amp	1
11	105161701	Wire, 4-Ga, Green, Starter/Generator	1
12	105245701	Jumper, Run/maint, Sw	1
13	105256701	Wire Assy, 4ga, Battery, (top-post) B-, Gas	1
14	105256801	Wire Assy, 4ga, Battery, (top-post) B+, Gas	1
Note: For ECU, see Throttle Body in Fuel System section.			

8

G

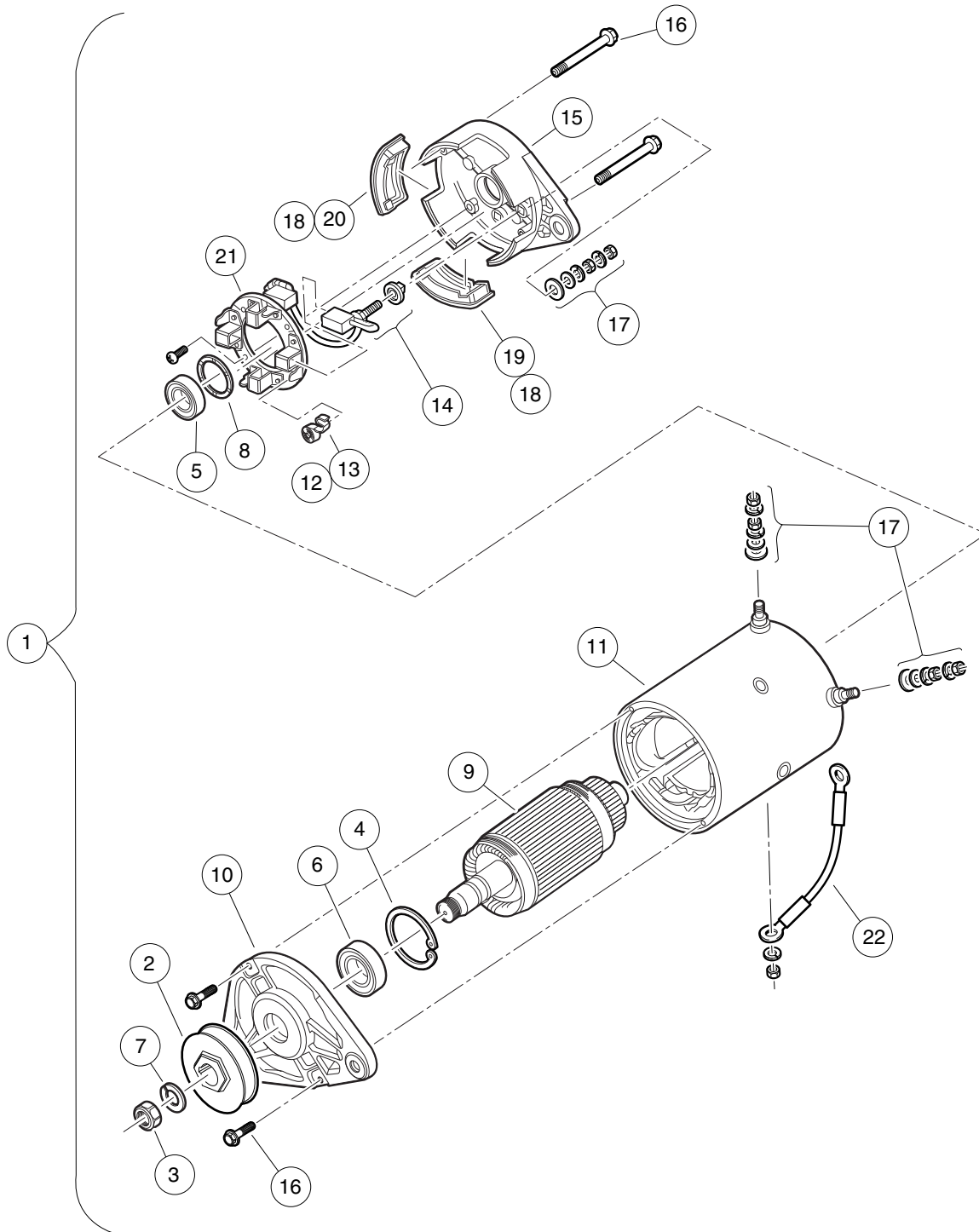


001016-001

STARTER/GENERATOR (MODEL 114-04-4006), KEY-START – EFI

ITEM	PART NO.	DESCRIPTION	QTY
		1 2 3 4	
1	105190102	Starter/Generator, Bi-Rotational, Utility, Key-Start (includes items 2 through 22)	1
2	1014289	Pulley, Starter/Generator	1
3	102838701	Nut, Hex, M14x2, S/G	1
4	102838801	Retainer, Front, S/G	1
5	102838901	Bearing, Ball, Front, S-g	1
6	102839001	Bearing, Ball, Front, S-g	1
7	102839301	Washer, Lock M14x2, S-g	1
8	102841101	Washer, Wave, S-g	1
9	N/A	Asm, Armature, Starter/Generator	1
10	102844601	Head, Drive End, S-g	1
11	102844701	Asm, Frame and Field, Starter/Generator	1
12	103347101	Kit, Spring Brush, Starter/Generator (includes item 13)	1
13	N/A	Spring, Brush, S-g	4
14	103347301	Set, Brush Term, S-g	1
15	103347601	Head, Comm End, S-g	1
16	103347701	Set, Fastener, Ceh Deh, S-g	1
17	103347801	Set, Term Hardware, S/G	1
18	103347901	Kit, Cover, Brush Insp, Starter/Generator (includes items 19 and 20)	1
19	N/A	Plug, Rubber Drain, Start/Generator	3
20	N/A	Cover, Inspection, S-g	1
21	103953301	Kit, Brush And Brush Holder	1
22	105161701	Wire, 4-Ga, Green, Starter/Generator	1

8
G

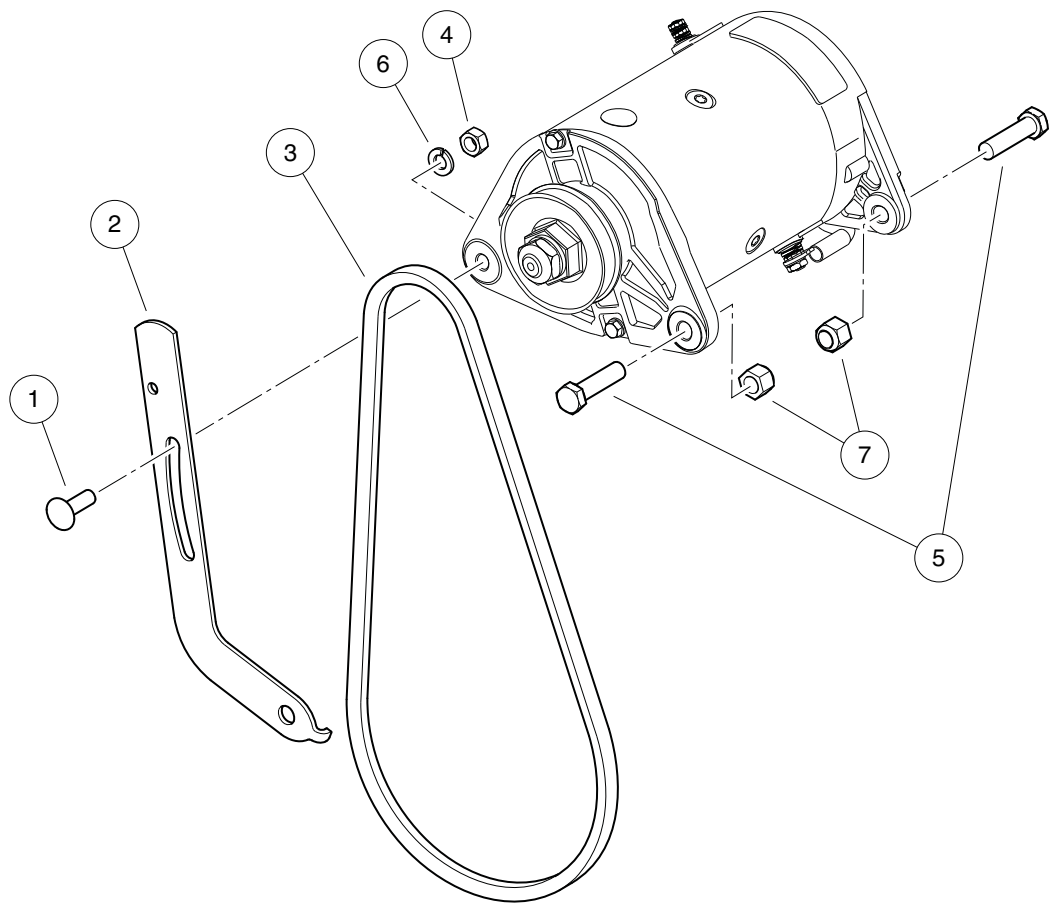


001016-001

STARTER/GENERATOR (MODEL 114-05-4001), PEDAL-START – EFI

ITEM	PART NO.	DESCRIPTION	QTY
		1 2 3 4	
1	105190101	Starter/Generator, High-Torque, Utility, Pedal-Start (includes items 2 through 22)	1
2	1014289	Pulley, Starter/Generator	1
3	102838701	Nut, Hex, M14x2, S/G	1
4	102838801	Retainer, Front, S/G	1
5	102838901	Bearing, Ball, Front, S-g	1
6	102839001	Bearing, Ball, Front, S-g	1
7	102839301	Washer, Lock M14x2, S-g	1
8	102841101	Washer, Wave, S-g	1
9	N/A	Asm, Armature, Starter/Generator	1
10	102844601	Head, Drive End, S-g	1
11	102844701	Asm, Frame and Field, Starter/Generator	1
12	103347101	Kit, Spring Brush, Starter/Generator (includes item 13)	1
13	N/A	Spring, Brush, S-g	4
14	103347301	Set, Brush Term, S-g	1
15	103347601	Head, Comm End, S-g	1
16	103347701	Set, Fastener, Ceh Deh, S-g	1
17	103347801	Set, Term Hardware, S/G	1
18	103347901	Kit, Cover, Brush Insp, Starter/Generator (includes items 19 and 20)	1
19	N/A	Plug, Rubber Drain, Start/Generator	3
20	N/A	Cover, Inspection, S-g	1
21	103953301	Kit, Brush And Brush Holder	1
22	105161701	Wire, 4-Ga, Green, Starter/Generator	1

8
G



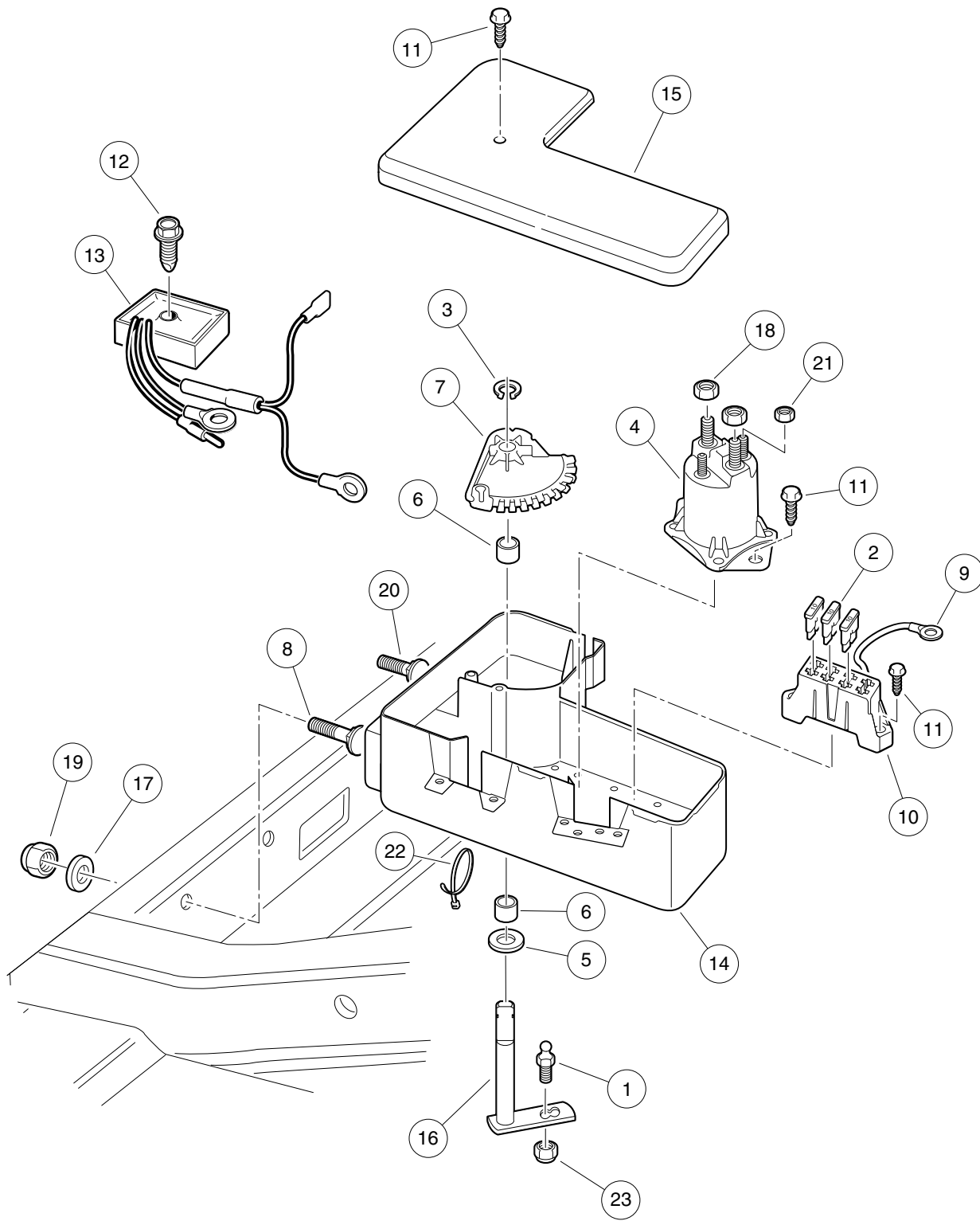
001009-001

STARTER/GENERATOR MOUNTING – EX40

ITEM	PART NO.	DESCRIPTION	QTY
		1 2 3 4	
1	1015932	Bolt, Carriage, 5/16-18	1
2	104005301	Bracket, Adjustable, Starter/Generator, EX40	1
3	105205401	Belt, Sg, 871, Ex40	1
4	1242	Nut, 5/16-18 Hex	1
5	1624	Screw, 3/8-16 X 1.50, Hex-Head Cap	2
6	7174	Lockwasher, 5/16 Split	1
7	8754	Locknut, 3/8-16 Hex	2

8

G



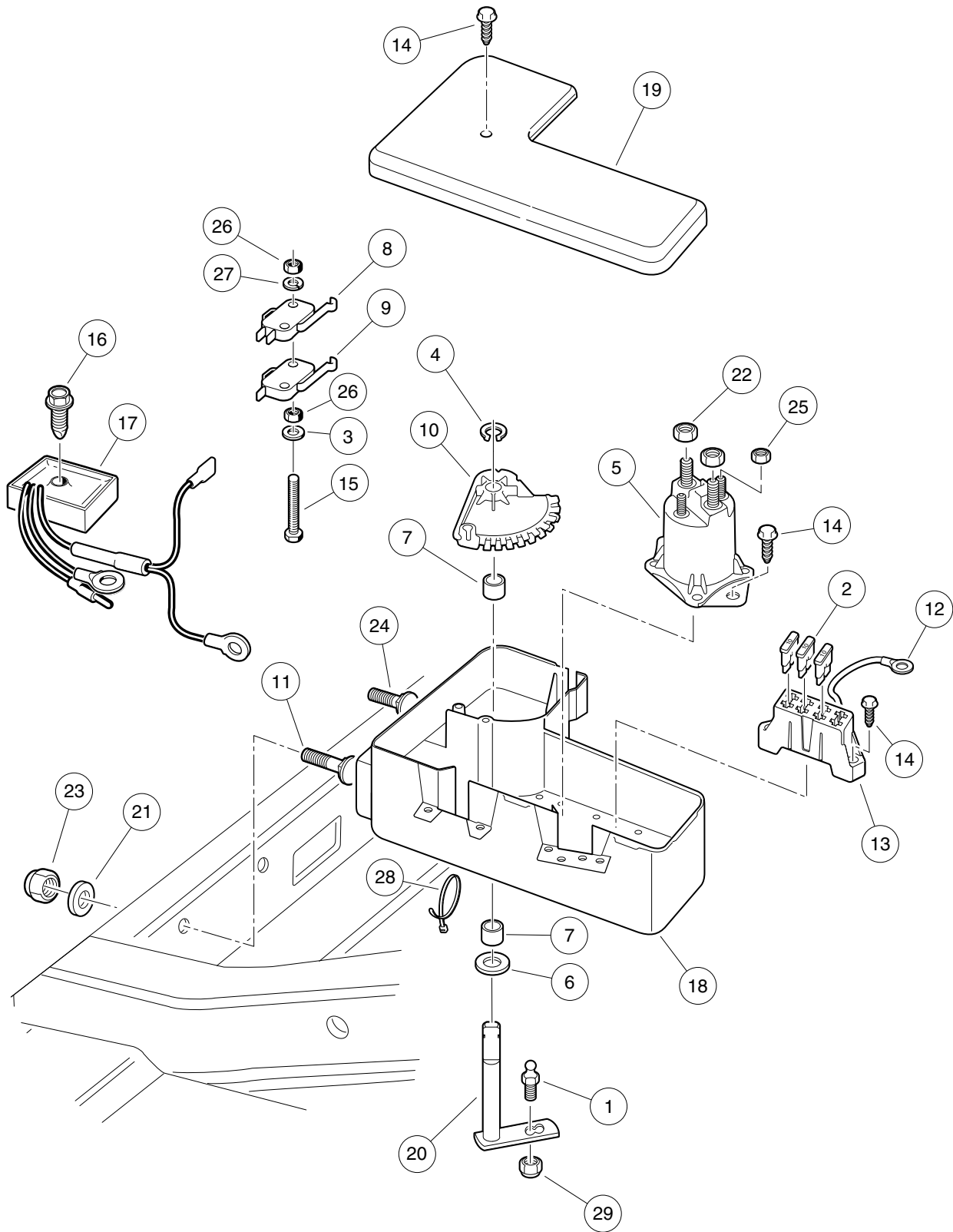
001014-002

ELECTRICAL COMPONENT BOX, KEY-START – EX40

ITEM	PART NO.	DESCRIPTION	QTY
		1 2 3 4	
1	1010954	Stud, Ball, 1/4-28 X 0.560	1
2	1012295	Fuse, 10-Amp	3
3	1013589	Ring, Retaining, 0.338" Internal	1
4	1013609	Solenoid, 12-Volt	1
5	1014065	Washer, Flat, 0.38" ID, Delrin	1
6	1014145	Bushing, Secondary Weight, Split	2
7	1015373	Cam, Electric Box	1
8	1015405	Bolt, Carriage, 5/16-18 X 2.0	1
9	1015737	Wire Assy, #10 Red	1
10	1015741	Fuse Block	1
11	1015752	Screw, #12-16 X 0.625, Hi-Lo	5
12	101856102	Screw, 1/4-15 X 1.50, Hi-lo, Hex	1
13	102711201	Voltage Regulator	1
14	105000301	Box, Component, Electrical	1
15	105000401	Cover, Box, Component, Elec	1
16	105037401	Weldment, Bellcrank, Comp Box	1
17	1241	Washer, 5/16 Type A Flat	2
18	1242	Nut, 5/16-18 Hex	2
19	7473	Locknut, 5/16-18 Nylon Insert	2
20	7818	Bolt, Carriage, 5/16-18 X 1.5	1
21	7893	Nut, #10-32 Hex	2
22	8639	Tie Wrap, 11" Nylon	6
23	8717	Locknut, Nylon Insert, 1/4-28	1

8

G



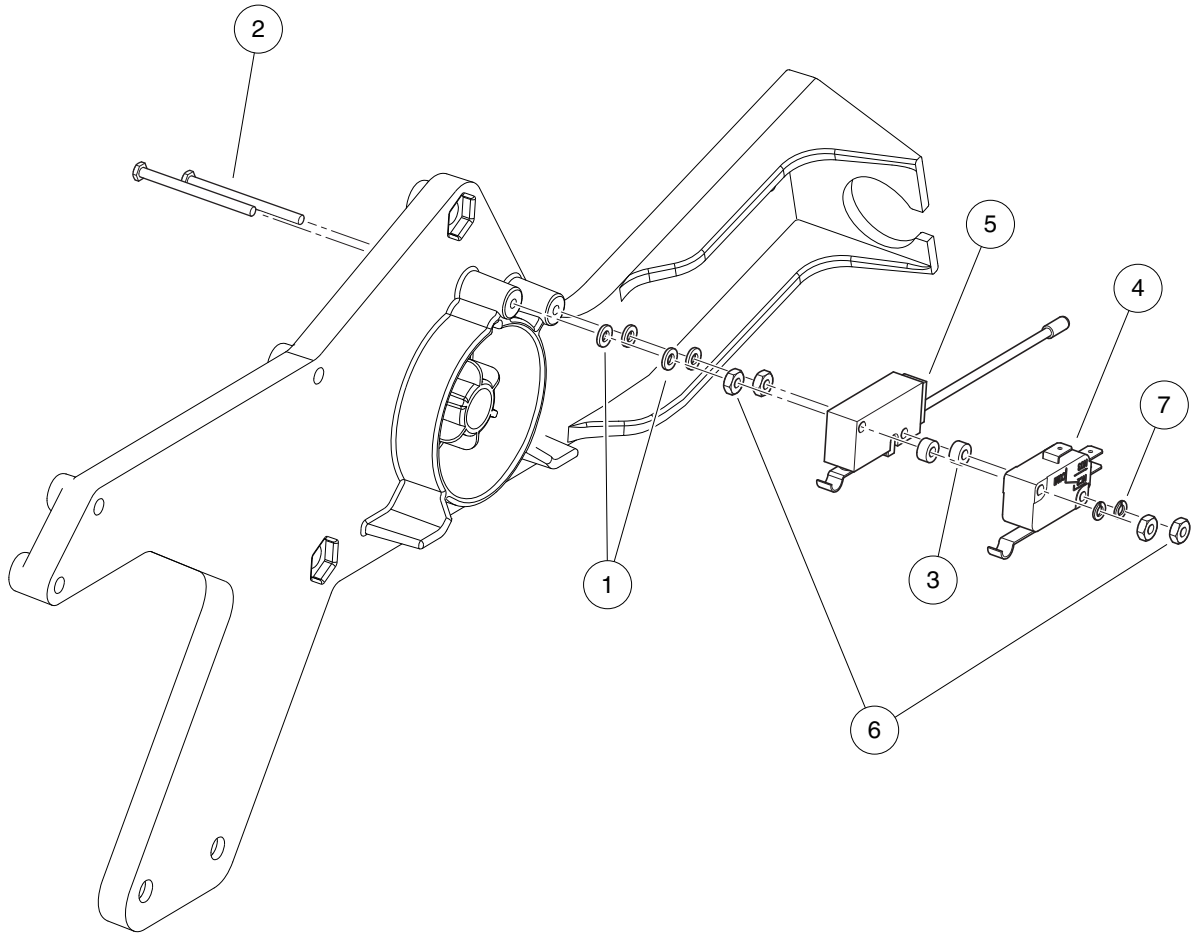
001014-001

ELECTRICAL COMPONENT BOX, PEDAL-START – EX40

ITEM	PART NO.	DESCRIPTION	QTY
		1 2 3 4	
1	1010954	Stud, Ball, 1/4-28 X 0.560	1
2	1012295	Fuse, 10-Amp	3
3	1012431	Washer, #4 Flat	2
4	1013589	Ring, Retaining, 0.338" Internal	1
5	1013609	Solenoid, 12-Volt	1
6	1014065	Washer, Flat, 0.38" ID, Delrin	1
7	1014145	Bushing, Secondary Weight, Split	2
8	1014807	Switch, Limit	1
9	1014808	Switch, Limit	1
10	1015373	Cam, Electric Box	1
11	1015405	Bolt, Carriage, 5/16-18 X 2.0	1
12	1015737	Wire Assy, #10 Red	1
13	1015741	Fuse Block	1
14	1015752	Screw, #12-16 X 0.625, Hi-Lo	5
15	1015878	Screw, #4-40 Hex Head Machine	2
16	101856102	Screw, 1/4-15 X 1.50, Hi-lo, Hex	1
17	102711201	Voltage Regulator	1
18	105000301	Box, Component, Electrical	1
19	105000401	Cover, Box, Component, Elec	1
20	105037401	Weldment, Bellcrank, Comp Box	1
21	1241	Washer, 5/16 Type A Flat	2
22	1242	Nut, 5/16-18 Hex	2
23	7473	Locknut, 5/16-18 Nylon Insert	2
24	7818	Bolt, Carriage, 5/16-18 X 1.5	1
25	7893	Nut, #10-32 Hex	2
26	8057	Nut, #4-40 Hex Machine	4
27	8058	Lockwasher, #4 Split	2
28	8639	Tie Wrap, 11" Nylon	6
29	8717	Locknut, Nylon Insert, 1/4-28	1

8

G



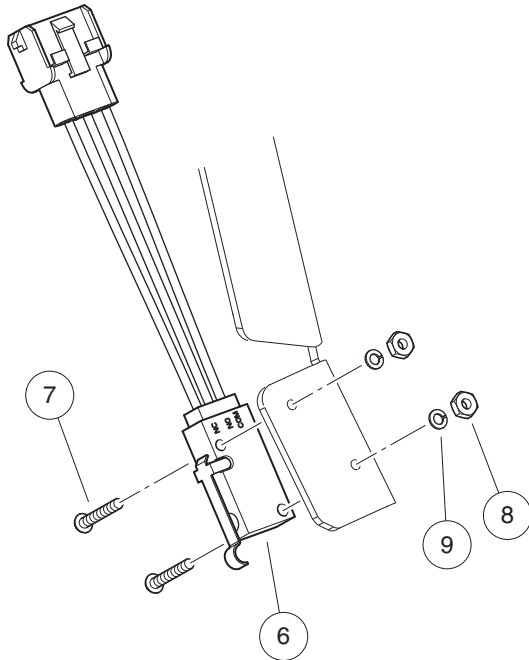
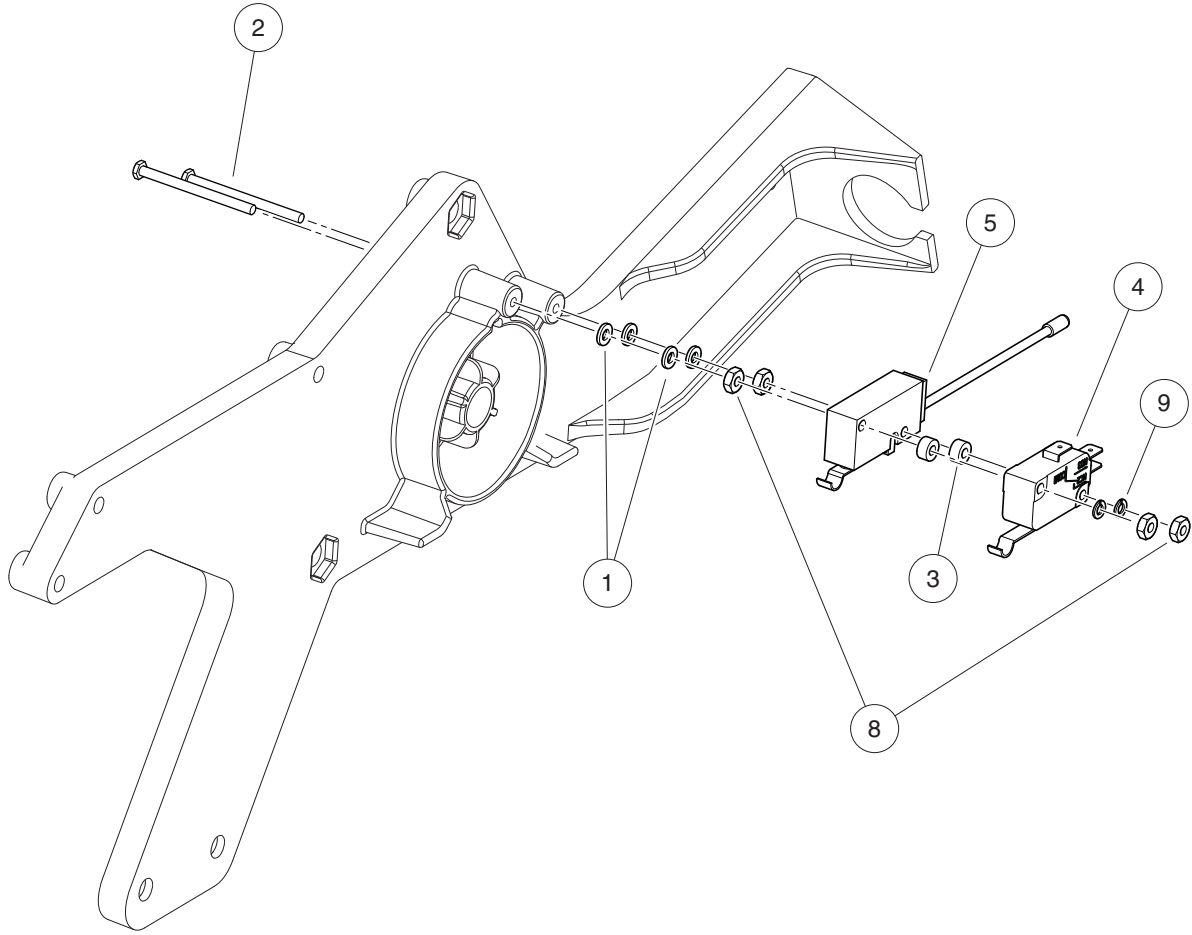
001013-002

FORWARD/REVERSE SHIFTER SWITCHES, KEY-START – EFI, CA100, 800, 242

ITEM	PART NO.	DESCRIPTION	QTY
		1 2 3 4	
1	1012431	Washer, #4 Flat	4
2	1012594	Screw, #4-40 Machine	2
3	1014727	Washer, Flat, #4, Nylon	2
4	1014807	Switch, Limit	1
5	101979101	Switch, Limit, Assembly, Sealed	1
6	8057	Nut, #4-40 Hex Machine	4
7	8058	Lockwasher, #4 Split	2

8
G

8
G

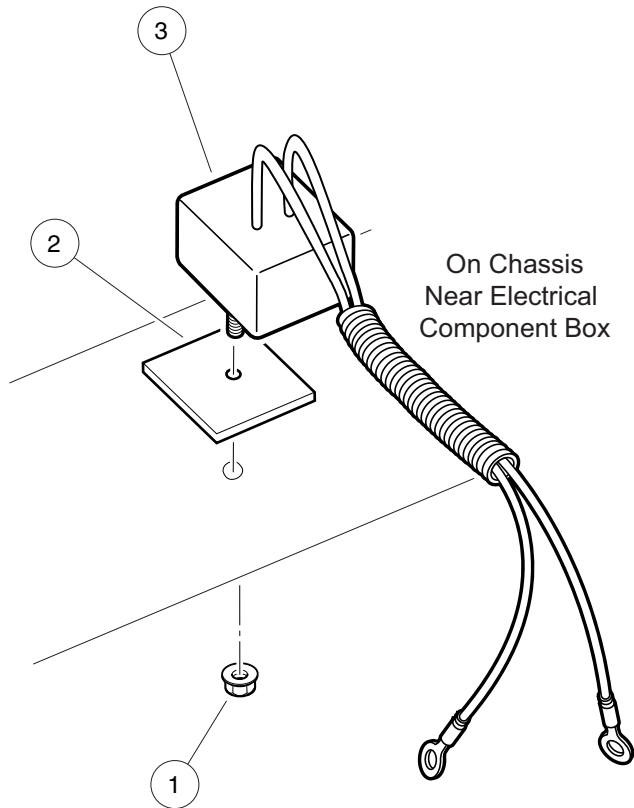


001013-001

FORWARD/REVERSE SHIFTER SWITCHES, PEDAL-START – EFI, CA100, 800, 242

ITEM	PART NO.	DESCRIPTION	QTY
		1 2 3 4	
1	1012431	Washer, #4 Flat	4
2	1012594	Screw, #4-40 Machine	2
3	1014727	Washer, Flat, #4, Nylon	2
4	1014807	Switch, Limit	1
5	101979101	Switch, Limit, Assembly, Sealed	1
6	105102601	Switch, Limit, Sealed, with 3-Wire Lead	1
7	8056	Screw, #4-40 X 0.75 Round-Head Machine	2
8	8057	Nut, #4-40 Hex Machine	6
9	8058	Lockwasher, #4 Split	4

8
G

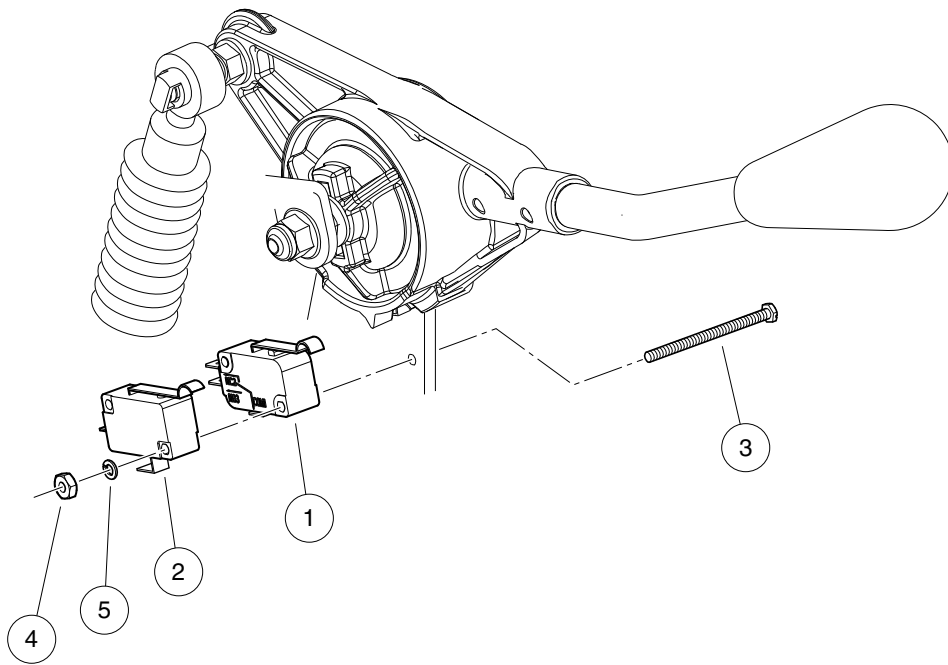


001015-001

CHARGING DIODE, KEY-START – EFI

ITEM	PART NO.	DESCRIPTION	QTY
		1 2 3 4	
1	101963401	Locknut, 5/16-18 Hex Flange	1
2	102269701	Thermal Pad	1
3	105037201	Diode, Charging	1

8
G

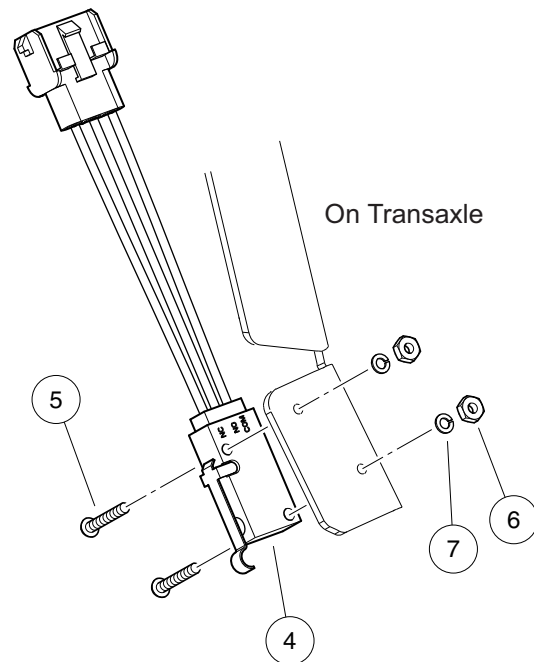
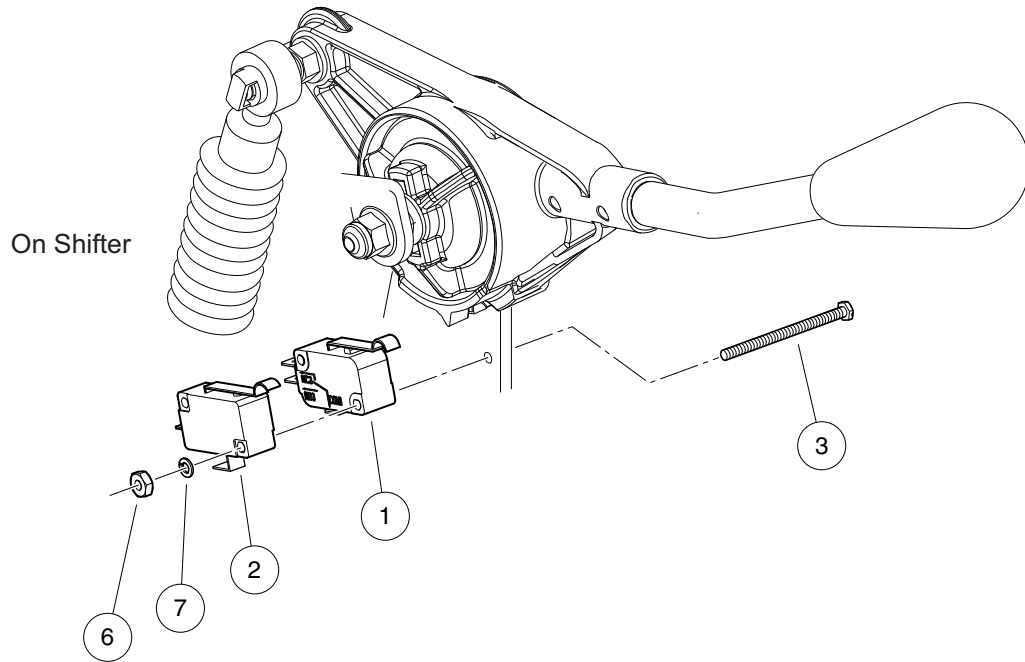


001010-002

FORWARD/REVERSE SHIFTER SWITCHES, KEY-START – EFI, VILLAGER 6, 8, 850, 850SE

ITEM	PART NO.	DESCRIPTION	QTY
		1 2 3 4	
1	1014807	Switch, Limit	1
2	1014808	Switch, Limit	1
3	1015878	Screw, #4-40 Hex Head Machine	2
4	8057	Nut, #4-40 Hex Machine	2
5	8058	Lockwasher, #4 Split	2

8
G



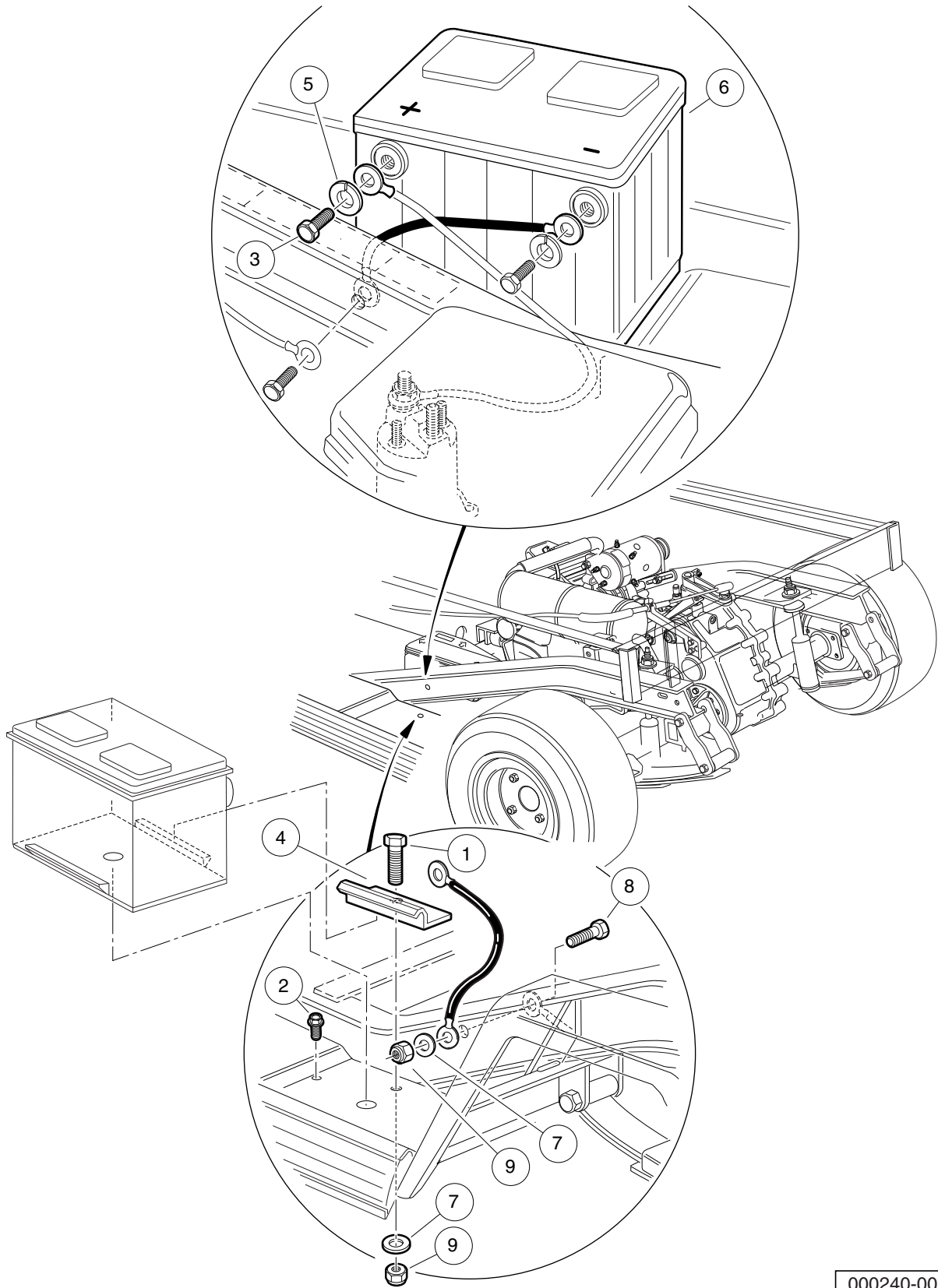
001010-001

FORWARD/REVERSE SHIFTER SWITCHES, PEDAL-START – EFI, VILLAGER 6, 8, 850, 850SE

ITEM	PART NO.	DESCRIPTION	QTY
		1 2 3 4	
1	1014807	Switch, Limit	1
2	1014808	Switch, Limit	1
3	1015878	Screw, #4-40 Hex Head Machine	2
4	105102601	Switch, Limit, Sealed, with 3-Wire Lead	1
5	8056	Screw, #4-40 X 0.75 Round-Head Machine	2
6	8057	Nut, #4-40 Hex Machine	4
7	8058	Lockwasher, #4 Split	4

8

G



000240-001

BATTERY – GASOLINE UTILITY VEHICLES

ITEM	PART NO.	DESCRIPTION	QTY
		1 2 3 4	
1	1010934	Screw, 5/16-18 X 1.00 Hex Cap	1
2	1014288	Screw, 5/16-18 X 0.75, Thread-Forming	1
3	1014375	Screw, 3/8-16 X 0.50, Stainless Steel, Hex-Head	2
4	101898001	Clamp, Battery	1
5	101898101	Retainer - Battery	1
6	102355301	Lockwasher, 3/8 Split Ss	2
7	103496801	Battery, Start, 12v	1
8	1241	Washer, 5/16 Type A Flat	2
9	1606	Rivet, 3/16 X .500 Alum Pop	2
10	7173	Screw, 5/16-18 X 0.75, Hex-Head Cap	1
11	7473	Locknut, 5/16-18 Nylon Insert	2

8
G

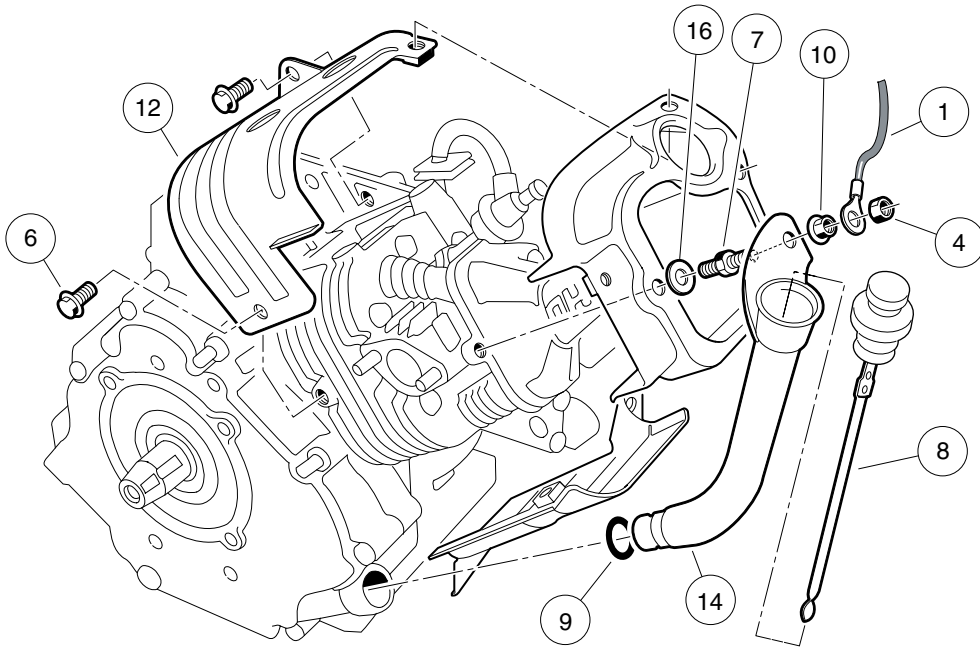
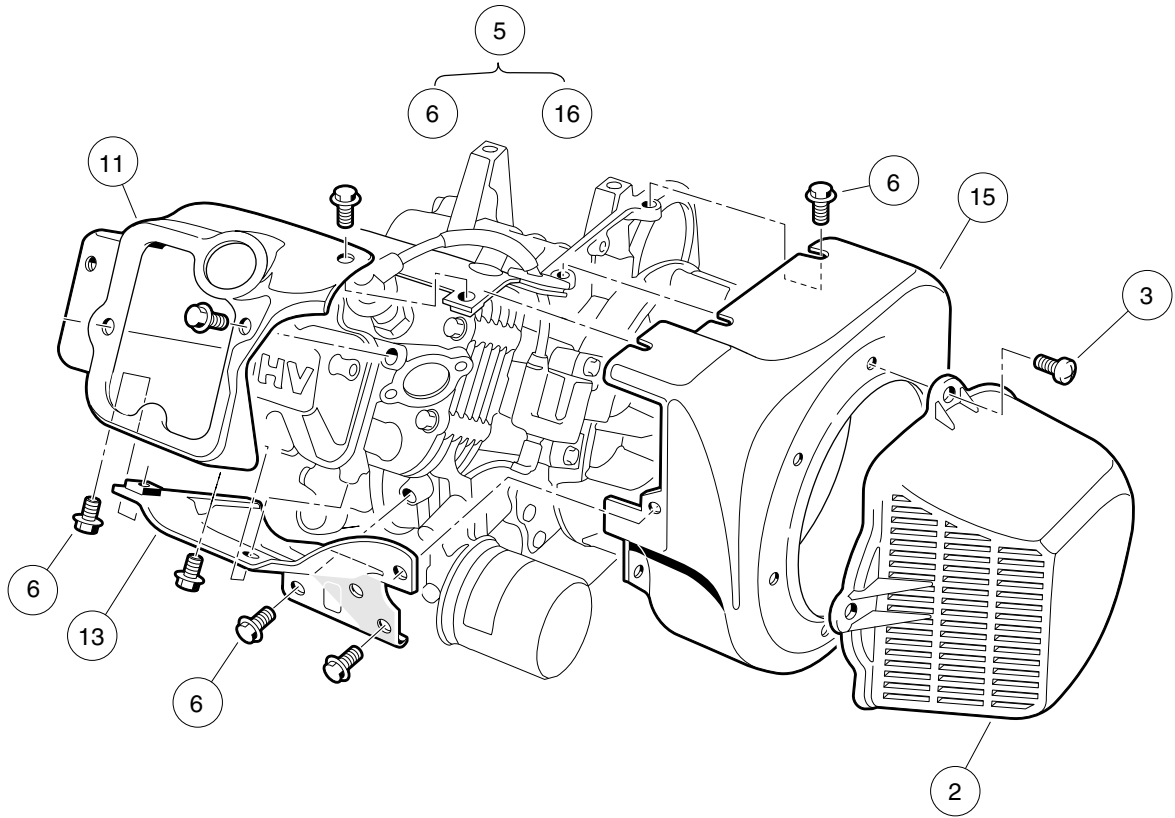
8

G

ENGINE (FE350S27) W/O ACR, 50- STATE

9

G

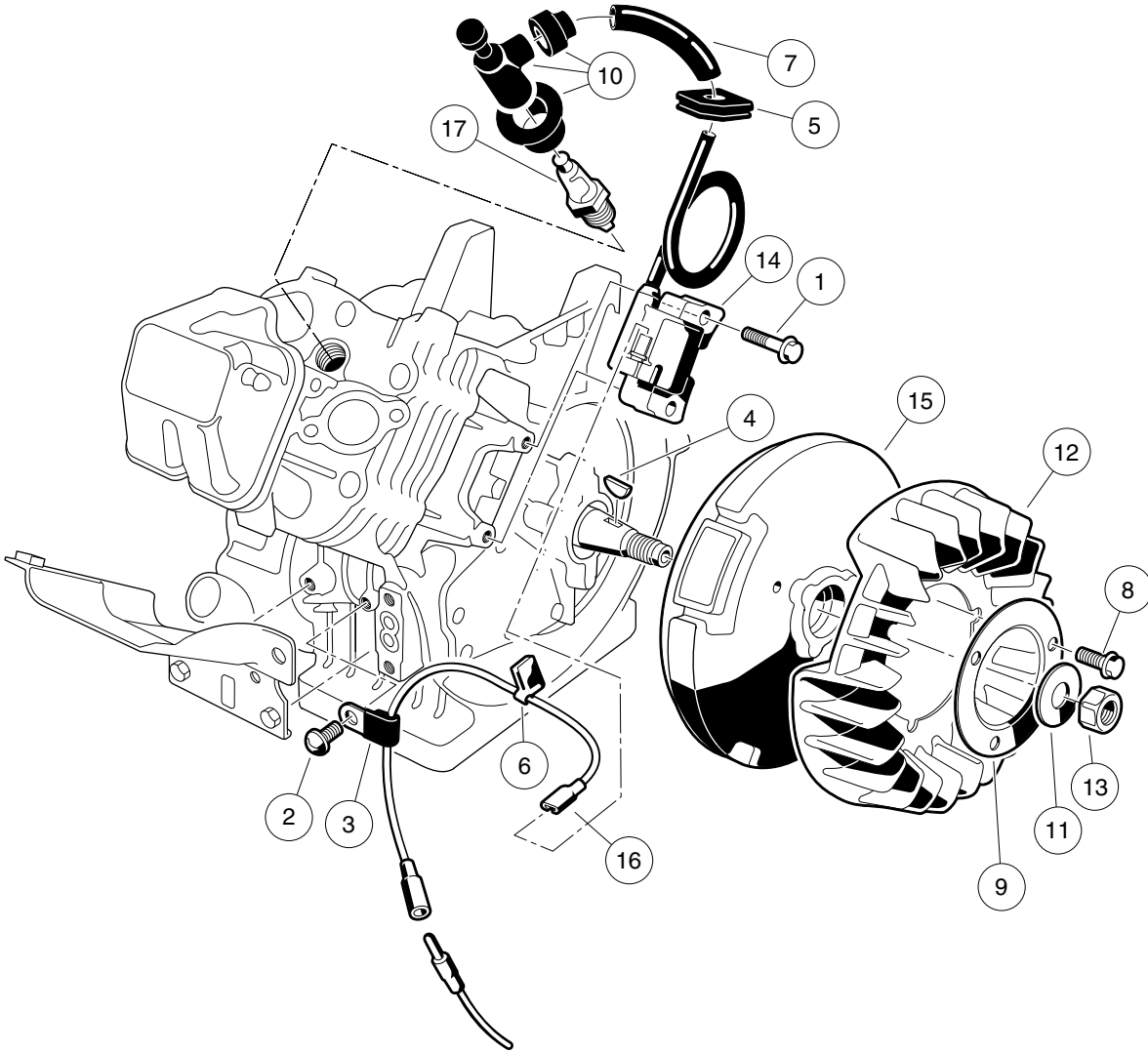


000201-002

FE350 ENGINE (S27) W/O ACR, SHROUDS, AND BRACKETS; 50-STATE

ITEM	PART NO.	DESCRIPTION	QTY
		1 2 3 4	
1	1015332	Wire, Ground, #10, Uninsulated	1
2	1015649	Shroud, Fan	1
3	1015969	Screw, M6-1.00 X 10mm, Pan Hd	4
4	101887601	Locknut, M6-1.00 Nylon Insert	1
5	103386202	Engine, FE350 S27 (includes items 6 through 16)	1
6	1016456	Bolt, Flange Head, M6 x 1 x 12 mm	16
7	1016507	Bolt, Two-Ended	1
8	1016531	Dipstick	1
9	1016539	O-Ring	1
10	1016547	Nut, M6 Flange	1
11	1017474	Shroud, Engine	1
12	1017475	Shroud, Engine	1
13	1017476	Shroud, Engine	1
14	1017486	Tube, Oil Filler	1
15	101916101	Housing, FE350 Fan	1
16	N/A	Washer, 6mm Flat	1
<p>Note: The S27 engine meets the 2009 Federal CARB requirement for all 50 states; can be used in place of S10, S11, S23, and S24 engines; and was a running change during the 2009 model year.</p>			

9
G

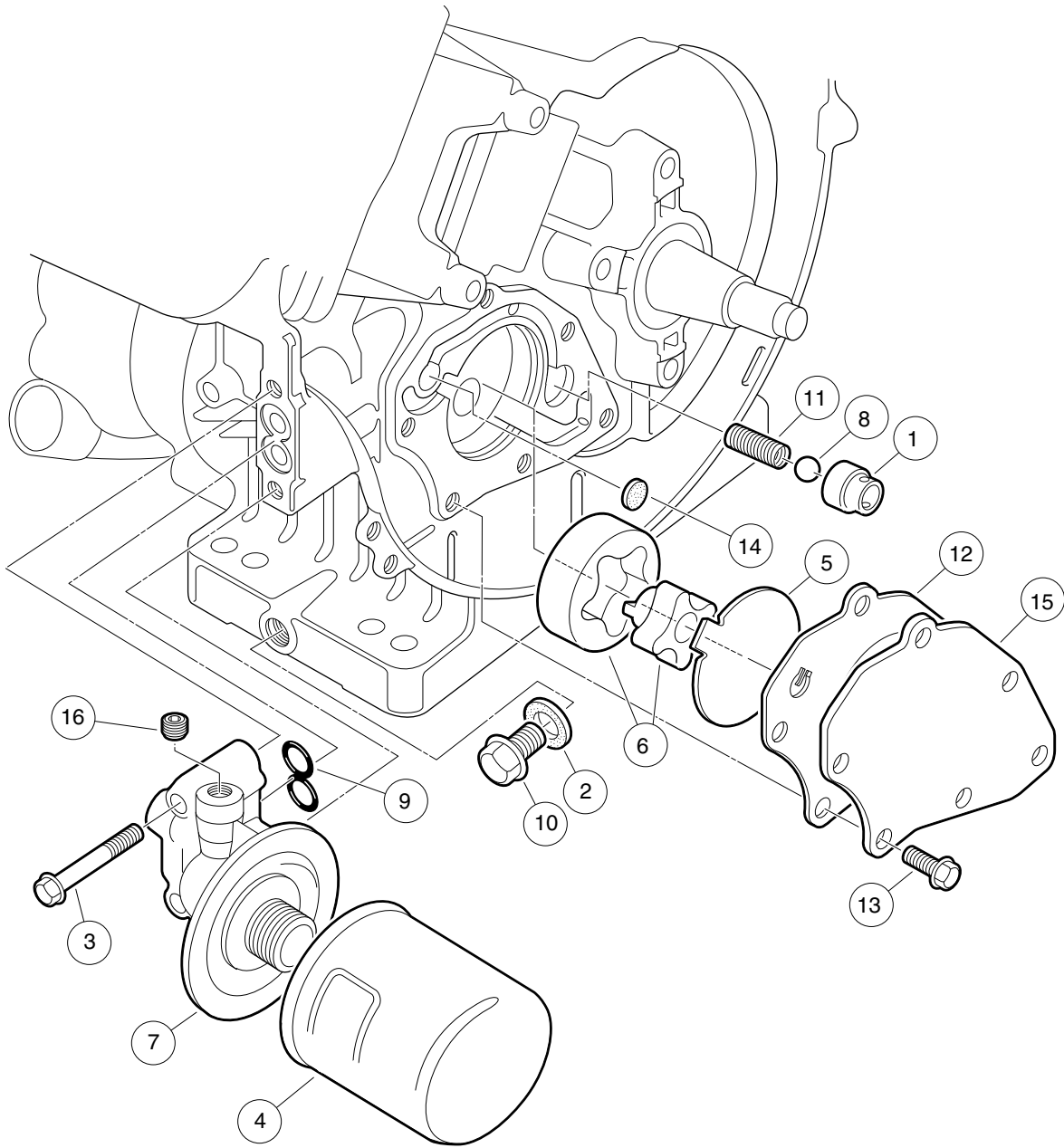


000202-004

FE350 ENGINE (S27) – IGNITION COMPONENTS AND FLYWHEEL

ITEM	PART NO.	DESCRIPTION	QTY
		1 2 3 4	
1	1016455	Bolt, Flange Head	2
2	1016544	Screw	1
3	1016561	Clamp	1
4	1016562	Key	1
5	1016578	Grommet, Ignition	1
6	1016587	Clamp	1
7	1016588	Tube, 7mm X 10mm X 70mm	1
8	1017448	Bolt, Flanged	3
9	1017455	Plate, Flywheel Fan	1
10	1017463	Cap Asm, Plug	1
11	1017490	Washer, Flat	1
12	101916301	Fan (cw)	1
13	102838401	Nut, Hex, 18 mm Fine	1
14	103616501	Coil Asm, Ignition	1
15	103616601	Flywheel, Complete	1
16	103616701	Wire Lead, Ignition	1
17	AM1232301	Spark Plug, BPR2ES	1

9
G



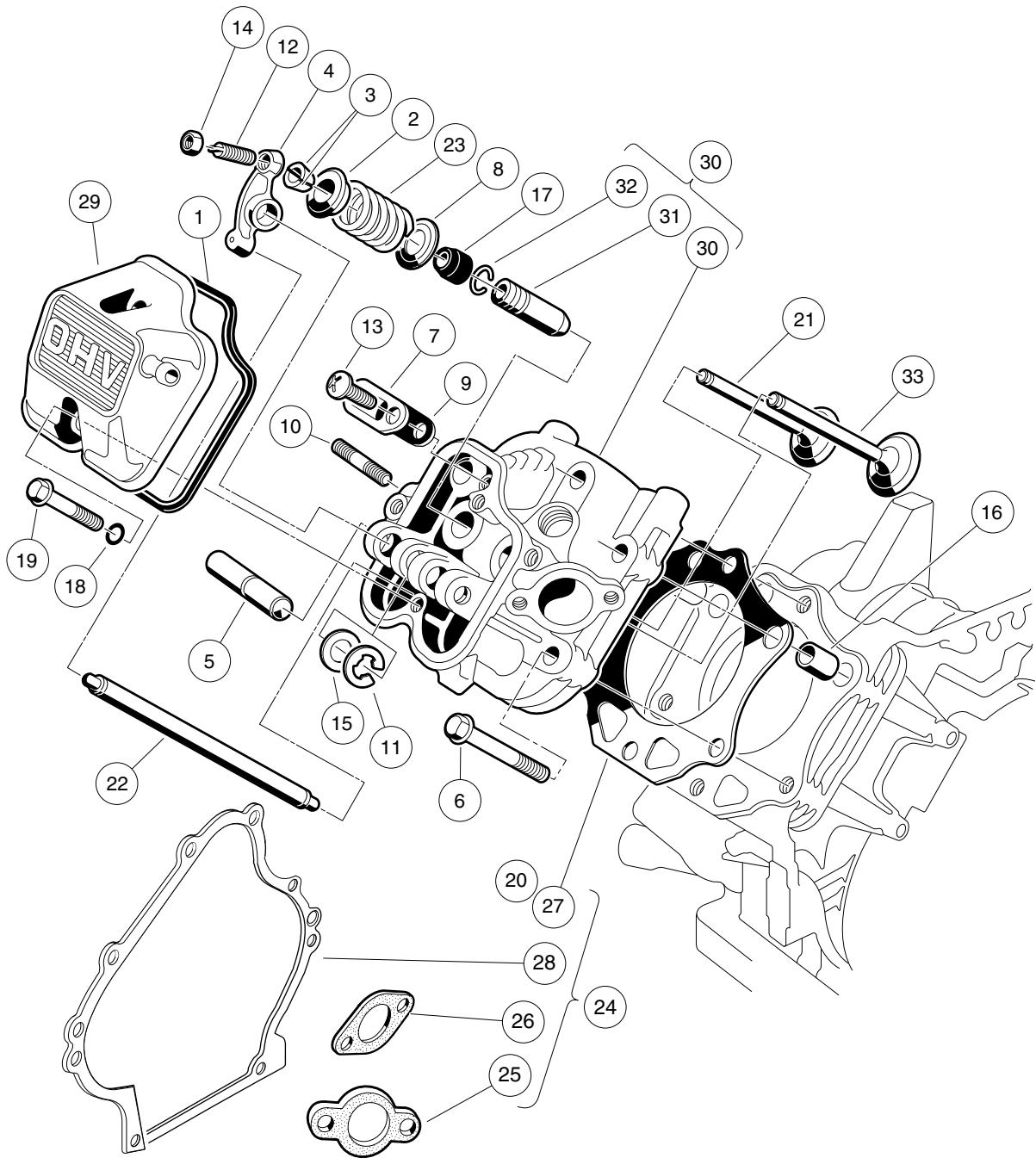
000203-001

FE350 ENGINE (S27) – OIL CIRCULATION

ITEM	PART NO.	DESCRIPTION	QTY
		1 2 3 4	
1	1016429	Seat, Valve Oil Pressure Relief	1
2	1016432	Gasket, Drain Plug	1
3	1016457	Bolt, Flange Head	2
4	1016467	Filter, Oil	1
5	1016473	Plate, Oil Pump	1
6	101648203	Oil Pump And Rotor	1
7	1016502	Bracket, Oil Filter Mount	1
8	1016537	Ball, Steel, Press, Relief	1
9	1016570	O-Ring	1
10	1016576	Plug, Drain	1
11	1016581	Spring	1
12	1017442	Gasket	1
13	1017456	Bolt, Flanged	6
14	1017458	Filter	1
15	1017460	Cover, Pump	1
16	1017507	Plug	2

9

G



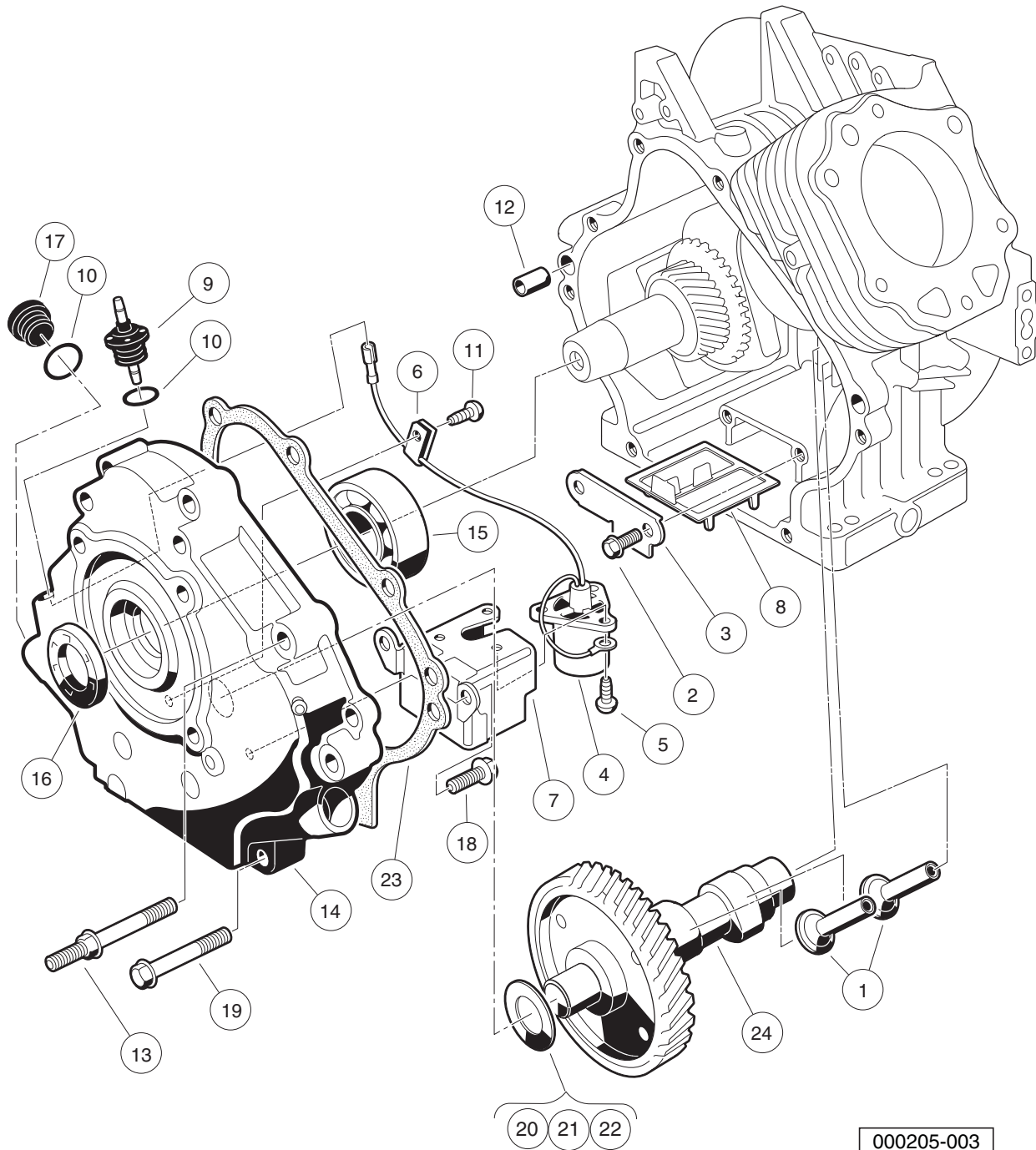
000204-007

FE350 ENGINE (S27) – CYLINDER HEAD

ITEM	PART NO.	DESCRIPTION	QTY
		1 2 3 4	
1	1016436	Gasket, Rocker Case	1
2	1016449	Retainer, Valve Spring	2
3	1016450	Collet	4
4	1016451	Arm, Rocker	2
5	1016452	Shaft, Rocker	1
6	1016458	Bolt, Flange Head, M8 x 1.25 x 45 mm	6
7	1016474	Plate	1
8	1016479	Seat, Spring	2
9	1016483	Valve	1
10	1016489	Stud, Two-Ended, M8-1.25	2
11	1016517	Circlip, Type-E	1
12	1016542	Screw	2
13	1016544	Screw	1
14	1016545	Nut	2
15	1016549	Washer, 12.1x19x1.8	1
16	1016563	Pin	2
17	1016566	Seal, Oil	2
18	1016569	O-Ring	2
19	1016583	Bolt, 6x35	2
20	1017434	Gasket, Head	1
21	1017445	Valve, Exhaust	1
22	1017454	Rod, Push	2
23	1017473	Spring, Engine Valve	2
24	102304801	Kit, Gasket, FE350 (includes items 25 through 28)	1
25	1016440	Gasket, Engine to Insulator	1
26	1016904	Gasket, Exhaust	1
27	1017434	Gasket, Head	1
28	1017443	Gasket, Crankcase Cover	1
29	102753401	Case, Rocker, Fe	1
30	103615601	Cylinder Head (includes items 31 and 32)	1
31	1016519	Guide, Valve, Intake, Exhaust	2
32	1016560	Snap Ring	2
33	103616301	Valve, Intake, Hard Tip	1
		Note: Item 25 is not a component of the FE350 engine.	

9

G



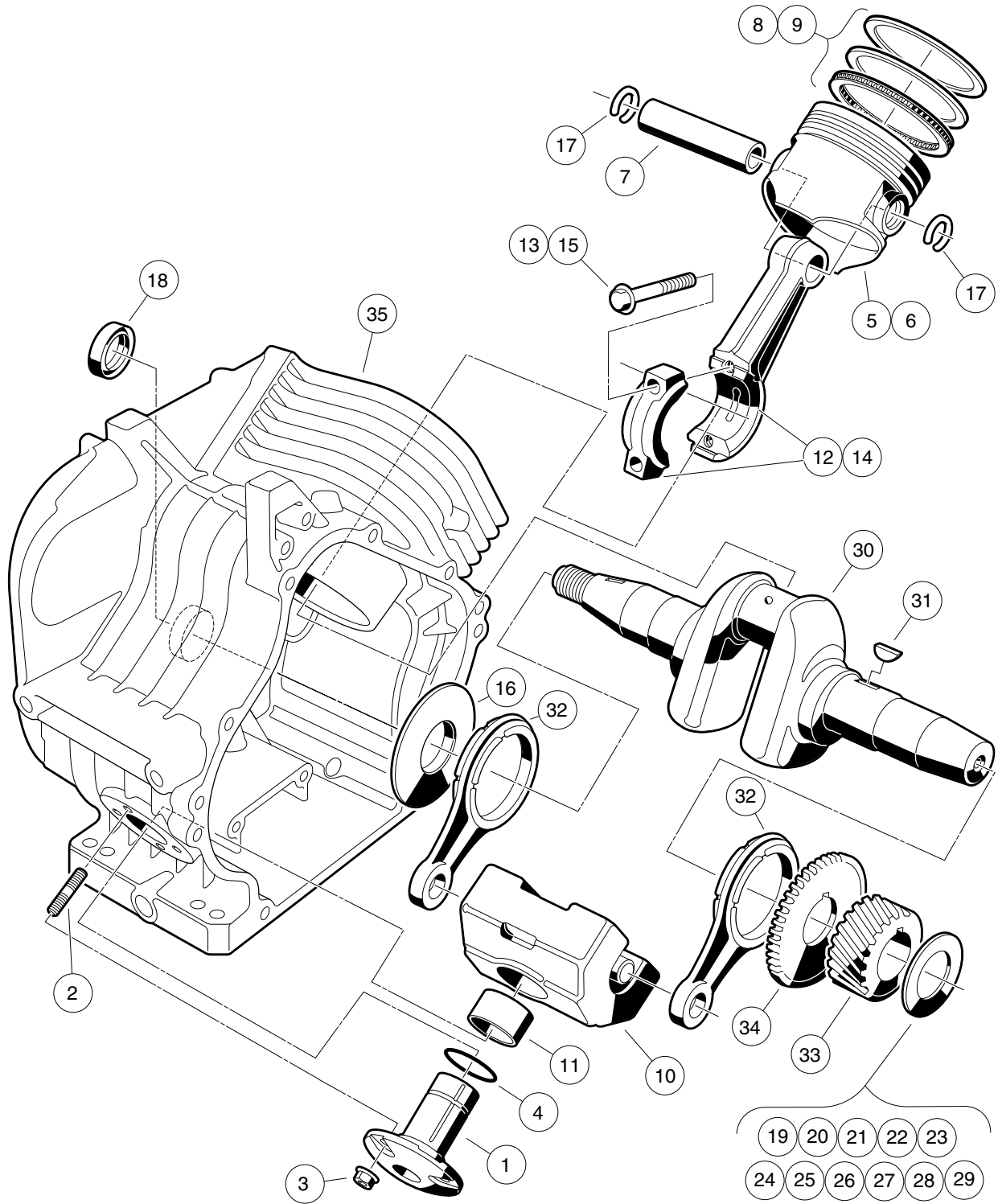
000205-003

FE350 ENGINE (S27) – CRANKCASE, CAMSHAFT, AND OIL SENSOR

ITEM	PART NO.	DESCRIPTION	QTY
		1 2 3 4	
1	1016453	Tappet	2
2	1016454	Bolt, Flange Head, M5 x 0.8 x 8 mm	2
3	1016472	Plate, Oil Filter Screen	1
4	1016494	Sensor, Oil Level	1
5	1016496	Screw, Cross Pan-Head, M4 x 0.7 x 8 mm	3
6	1016506	Clamp	1
7	1016510	Bracket, Switch, Oil Level	1
8	1016521	Screen, Oil Filter	1
9	1016535	Connector, Cord	1
10	1016538	O-Ring	2
11	1016544	Screw	1
12	1016564	Pin	2
13	1016584	Bolt, Two-Ended, M8 x 1.25 x 69 mm	2
14	1017472	Cover Crankcase	1
15	1017487	Bearing, Ball	1
16	1017504	Seal, Oil	1
17	1017508	Plug	1
18	1017513	Bolt Switch Bracket	2
19	1017514	Screw, M8-1.25 X 45mm Hex	6
20	101751801	Shim, 0.3	1
21	101751802	Shim, 0.4	1
22	101751803	Shim, 0.5	1
23	103615901	Gasket, Crankcase Cover	1
24	103616401	Camshaft, Complete	1

9

G

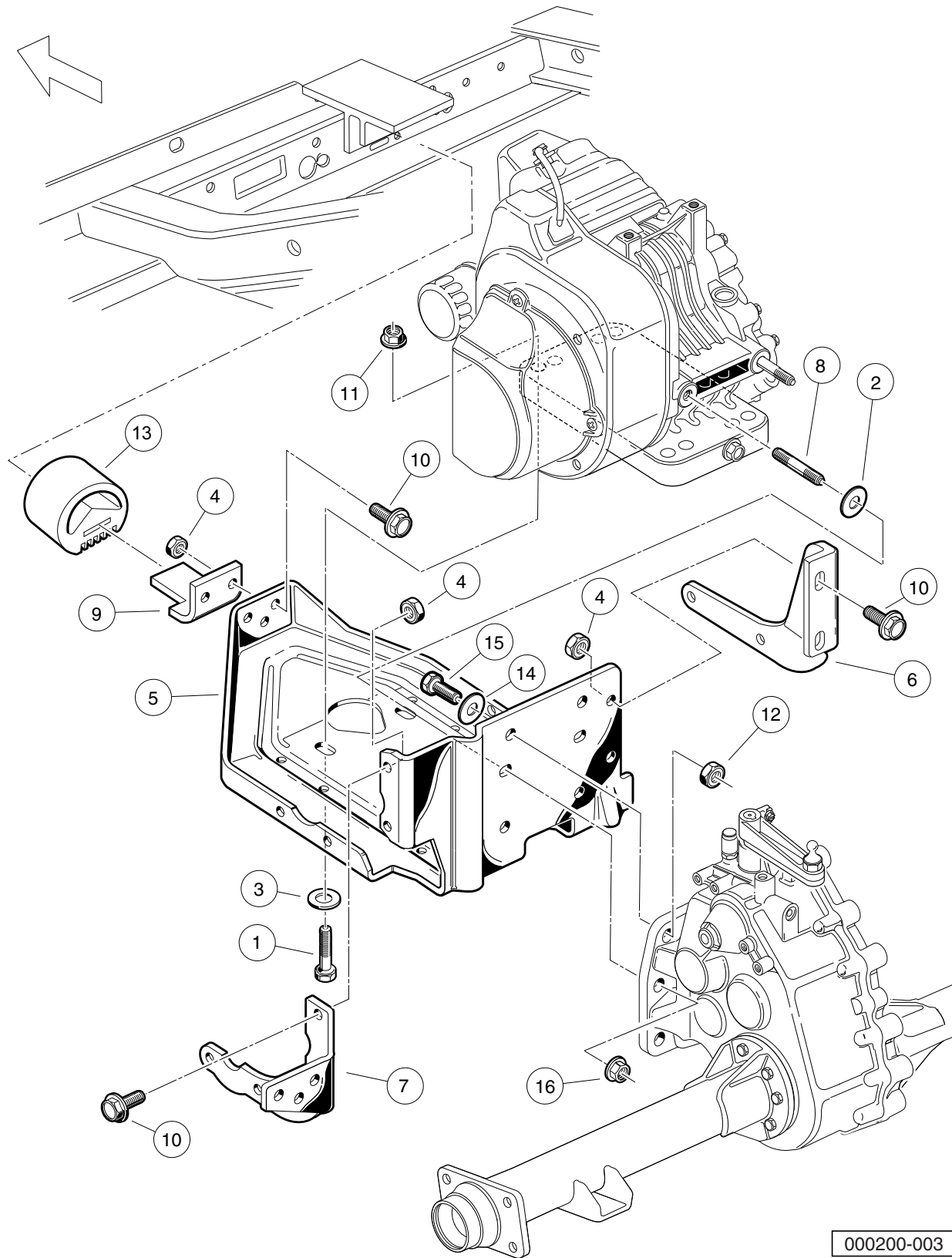


000206-003

FE350 ENGINE (S27) – CRANKCASE AND CRANKSHAFT

ITEM	PART NO.	DESCRIPTION	QTY
		1 2 3 4	
1	1016470	Shaft, Guide, Counterbalance	1
2	1016541	Stud, 6x14	4
3	1016547	Nut, Flanged, M6 X 1.00	4
4	1016571	O-Ring	1
5	101744901	Piston, Standard	1
6	101744902	Piston, 0.50 mm Oversize	1
7	1017450	Pin, Piston	1
8	101745101	Ring Set, Standard Piston	1
9	101745102	Ring Set, Piston, 0.50 mm Oversize	1
10	1017453	Counterbalance Weight (includes item 11)	1
11	1017510	Bearing, Plain	1
12	101745701	Asm, Con. Rod Std (includes item 13)	1
13	1017512	Bolt	2
14	101745702	Asm, Con. Rod 0.5mm U/s (includes item 15)	1
15	1017512	Bolt	2
16	1017501	Spacer	1
17	1017502	Snap Ring	2
18	1017503	Seal, Oil	1
19	101773301	Shim, Crankshaft, 1.18mm	1
20	101773302	Shim, Crankshaft, 1.25mm	1
21	101773303	Shim, Crankshaft, 1.32mm	1
22	101773304	Shim, Crankshaft, 1.39mm	1
23	101773305	Shim, Crankshaft, 1.46mm	1
24	101773306	Shim, Crankshaft, 1.53mm	1
25	101773307	Shim, Crankshaft, 1.60mm	1
26	101773308	Shim, Crankshaft, 1.67mm	1
27	101773309	Shim, Crankshaft, 1.74mm	1
28	101773310	Shim, Crankshaft, 1.11 mm	1
29	101773311	Shim, Crankshaft, 1.81mm	1
30	102430901	Crankshaft, FE350 Left-Hand, 22-Tooth (includes items 31 through 34)	1
31	1016562	Key	1
32	1017471	Rod	2
33	N/A	Gear, Helical	1
34	N/A	Gear, Spur	1
35	103615801	Crankcase, FE350	1

9
G



000200-003

FE350 ENGINE (S27) – MOUNTING

ITEM	PART NO.	DESCRIPTION	QTY
		1 2 3 4	
1	1010577	Bolt, Hex-Head, 5/16-18 X 1.50	4
2	1011697	Washer, 5/16 Flat	2
3	1012571	Washer, 5/16 Extra Thick Flat	4
4	1013924	Nut, 5/16-24, Hex Head Cone	10
5	101827101	Plate, Engine Mounting	1
6	101832601	Stiffener (PTO Side)	1
7	101832701	Stiffener (Flywheel Side)	1
8	101833101	Stud, M8-1.25 X 50 mm Two-Ended	2
9	101834601	Bracket, Snubber	1
10	101884801	Screw, 5/16-24 X 0.875, Grade-8	10
11	101963401	Locknut, 5/16-18 Hex Flange	4
12	102065901	Locknut, 3/8-16 Flanged Dimple	4
13	102540301	Snubber, Inner Frame	1
14	334	Washer, 3/8, Type A, Flat	4
15	705	Screw, Cap-hex Hd 3/8-16x1.25	4
16	96704416	Nut, Flange, M8 X 1.25 Serrated	2

9

G

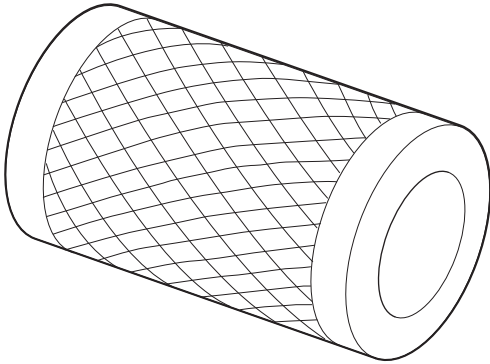
9

G

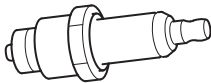
ENGINE (SUBARU EX40)

10

G



1



2

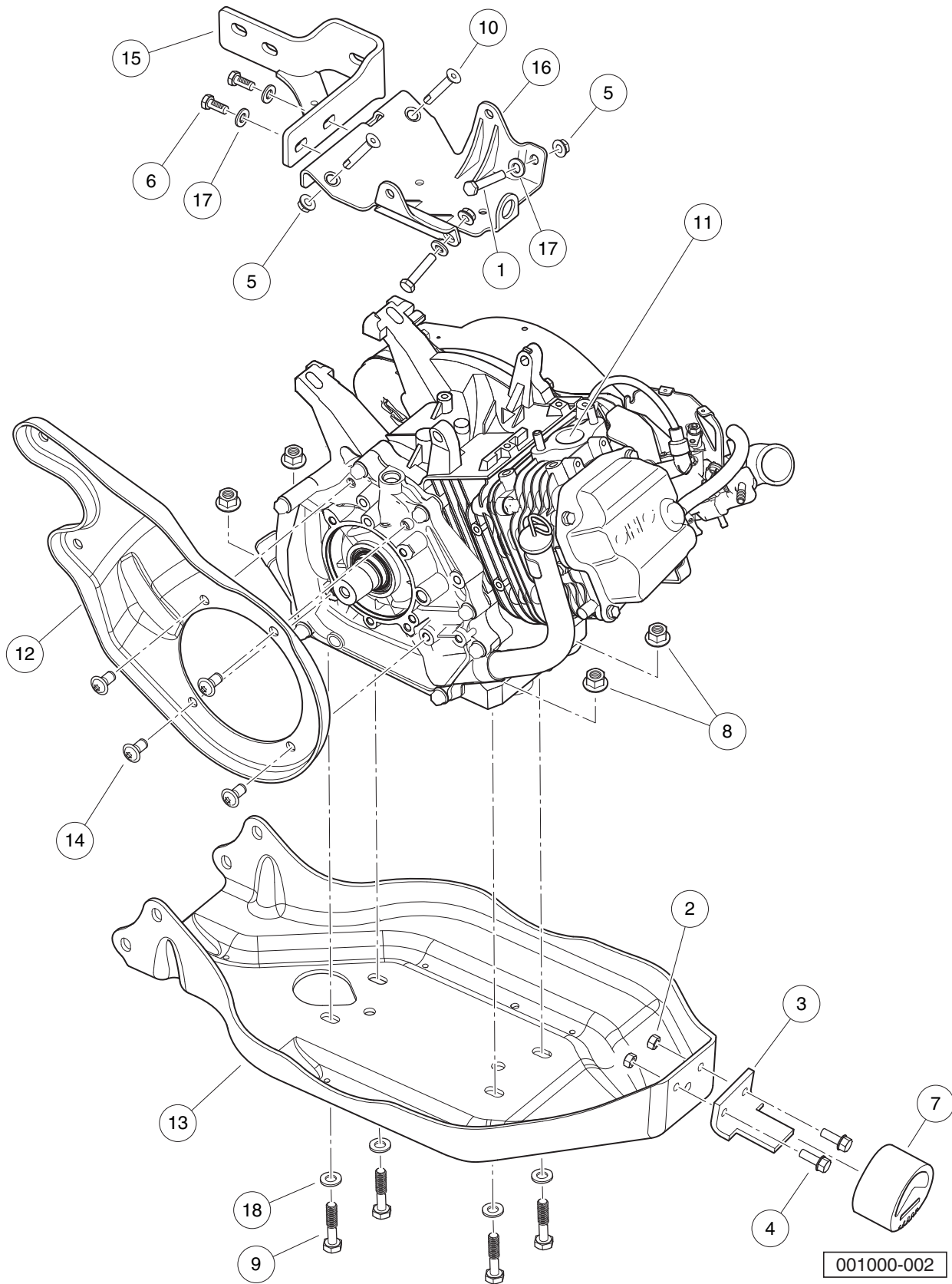
000992-003

TUNE-UP PARTS – SUBARU EX40

ITEM	PART NO.	DESCRIPTION	QTY
		1 2 3 4	
1	102558201	Air Filter, 4 Inch	1
2	105017801	Spark Plug, Subaru EX40	1

10

G




ENGINE AND ENGINE MOUNTING, UTILITY – EX40

ITEM	PART NO.	DESCRIPTION	QTY
		1 2 3 4	
1	1010577	Bolt, Hex-Head, 5/16-18 X 1.50	2
2	1013924	Nut, 5/16-24, Hex Head Cone	2
3	101834602	Bracket, Snubber, Tall	1
4	101884801	Screw, 5/16-24 X 0.875, Grade-8	2
5	101963401	Locknut, 5/16-18 Hex Flange	4
6	102242101	Screw, 5/16-18 X 3/4 Hex-Head with Patch	2
7	102540301	Snubber, Inner Frame	1
8	102617201	Nut, Flanged, M10 X 1.5, Mechanically Deformed	4
9	102732401	Bolt, M10 X 45, Zn-Ni (Black)	4
10	103196202	5/16-18x1.75, Bolt, Loctite	2
11	103882801	Engine, Gas, Subaru EX40, EFI	1
12	103979401	Plate, Mounting, CVT, Center	1
13	103982201	Plate, Engine/Axle Mounting	1
14	103996201	Screw, 3/8-16 X .75, Btn Hd Cap	4
15	105134601	Bracket, Mounting, Transaxle/Exhaust, EX40	1
16	105149301	Bracket, Mounting, Starter/Generator, EX40	1
17	1241	Washer, 5/16 Type A Flat	4
18	96741046	Washer, M10, Hard	4

10

G



001001-001

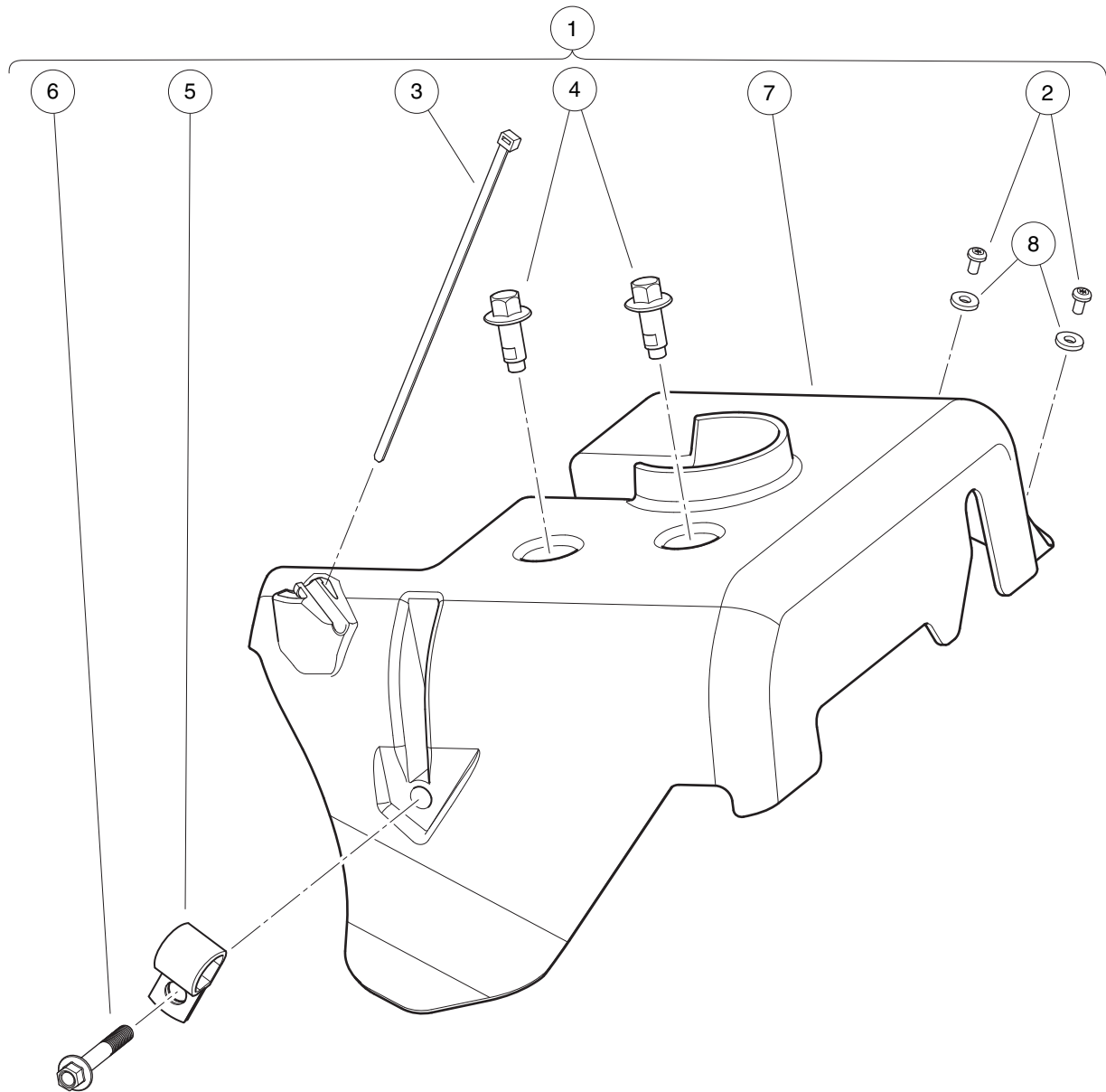
FAN AND SHROUD – EX40

ITEM	PART NO.	DESCRIPTION	QTY
		1 2 3 4	
1	1015969	Screw, M6-1.00 X 10mm, Pan Hd	4
2	103995901	Cover, Fan, EX40	1
3	105012601	Bolt, Flange, M6x1.0x12, EX40	4
4	105016701	Housing, Fan, EX40	1
5	105016801	Label, Engine Warning, EX40	1
6	105016901	Baffle, Crankcase, EX40	1
7	105017001	Bolt, Baffle, M8x1.25x12 Ex40	1
8	105017101	Fan, Cooling, EX40	1

10

G

10
G

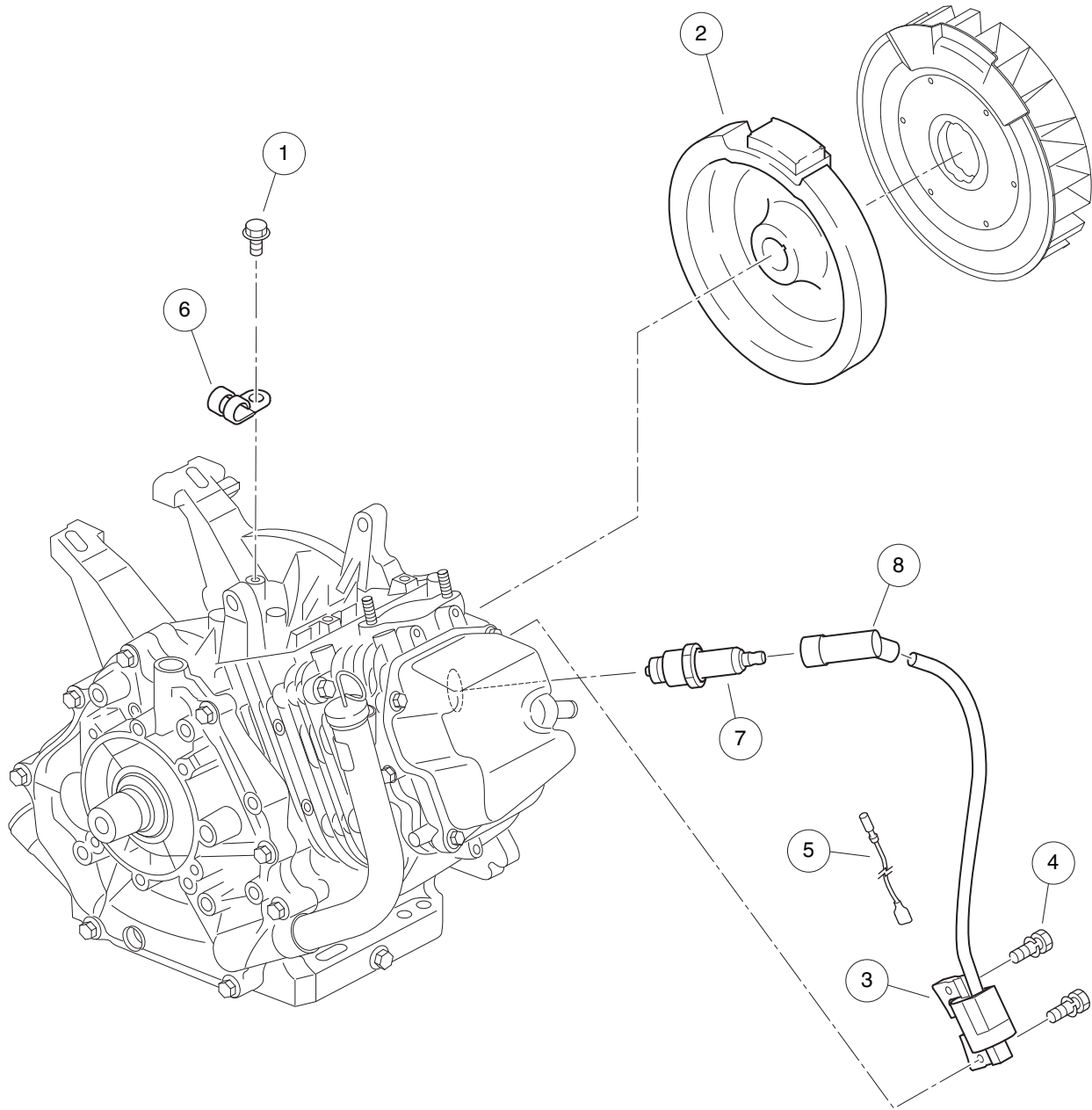


001002-001

AIR DEFLECTOR – EX40

ITEM	PART NO.	DESCRIPTION	QTY
		1 2 3 4	
1	105084801	Kit, Air Deflector, Subaru EX40 (includes items 2 through 8)	1
2	1016103	Screw, Pan Hd Tx, Taptite 6-32	2
3	101824101	Tie Wrap, Black	1
4	102298116	Bolt, Flanged Head, M8 X 16.0	2
5	102410604	P-clamp, Insulated, 0.625 Inch	1
6	102541402	Bolt, M6x1.0x40, Hex Flange Head, Blk-l	1
7	105075301	Deflector, Air, Subaru EX40	1
8	7591	Washer, #6, Flat	2

10
G



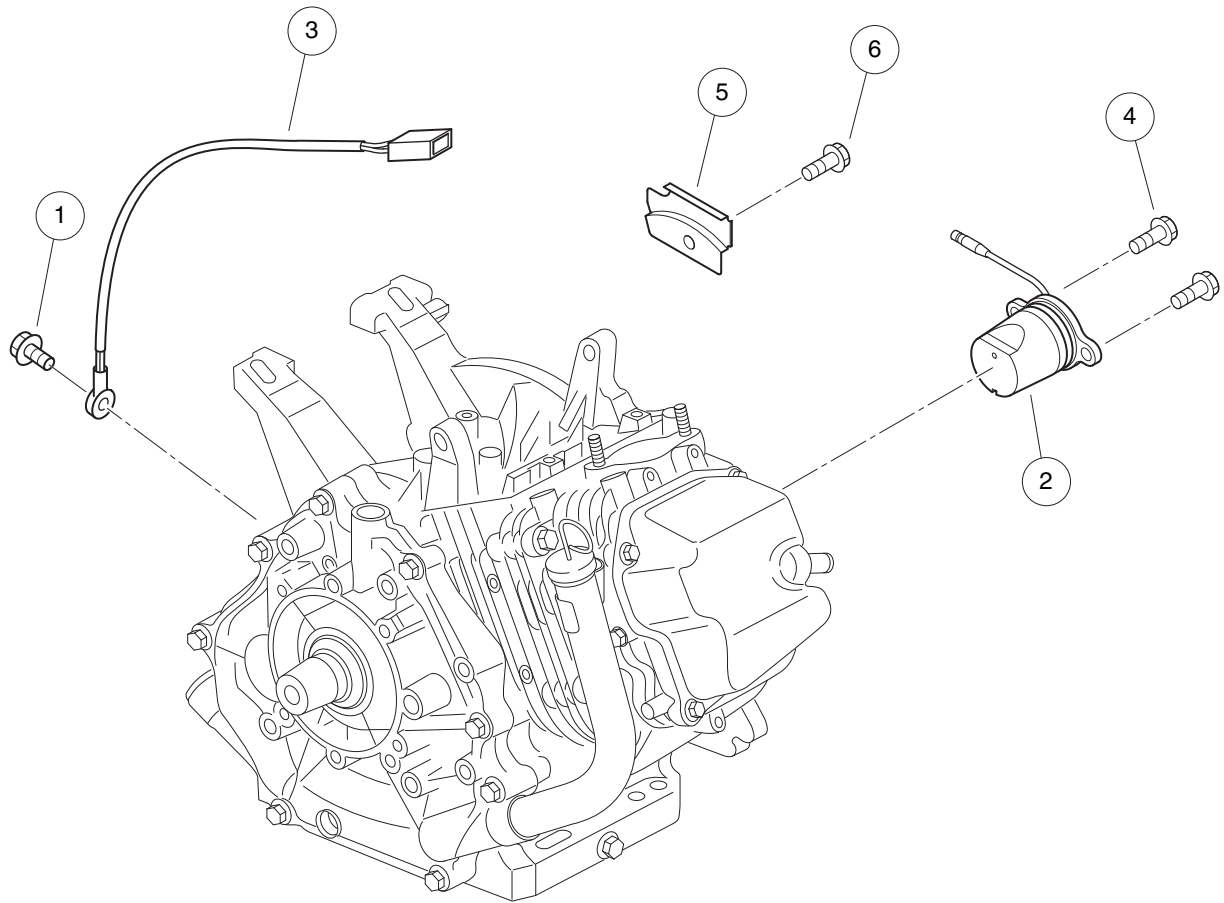
001003-001

IGNITION COMPONENTS AND FLYWHEEL – EX40

ITEM	PART NO.	DESCRIPTION	QTY
		1 2 3 4	
1	105016001	Bolt, Flange, M6x1.0x8, EX40	1
2	105017301	Flywheel, EX40	1
3	105017401	Coil, Ignition, CDI, EX40	1
4	105017501	Asm, Bolt-Washer, Coil, EX40	2
5	105017601	Asm, Wire, Coil Control, EX40	1
6	105017701	Clamp, Coil Control Wire, EX40	1
7	105017801	Spark Plug, Subaru EX40	1
8	105017901	Cap, Spark Plug, EX40	1

10

G



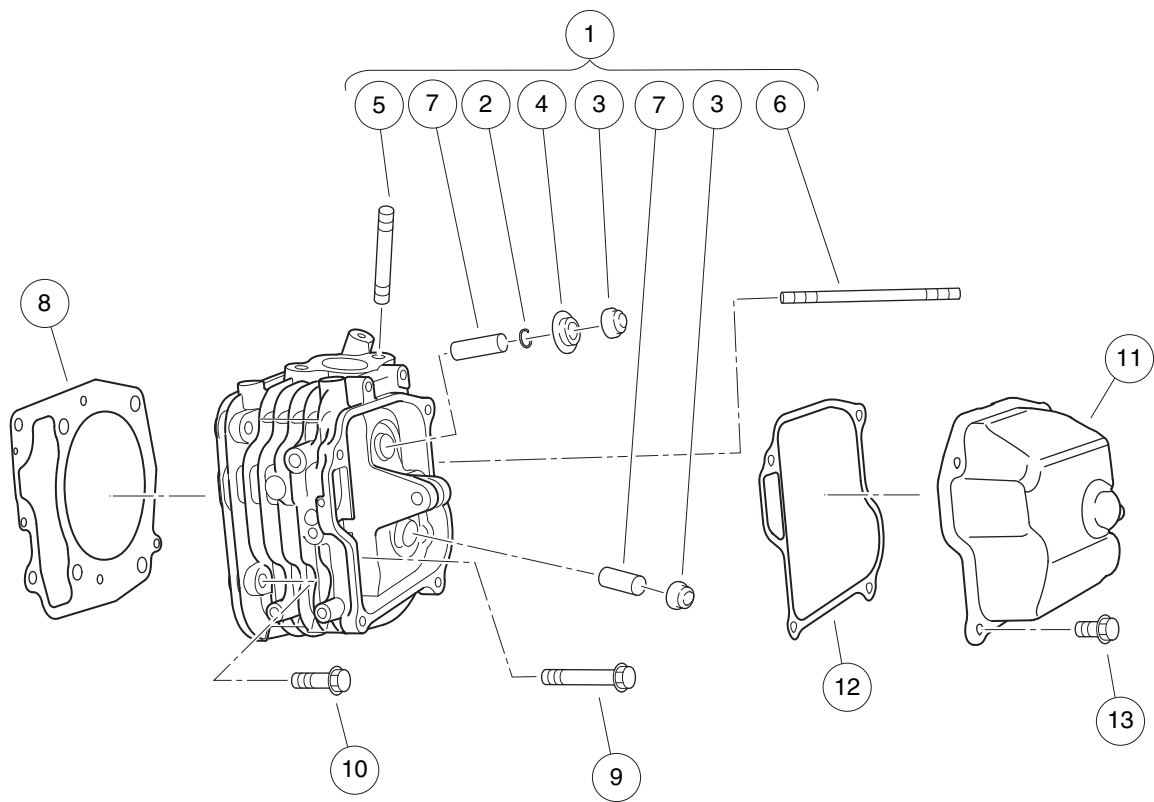
001004-001

SENSORS – EX40

ITEM	PART NO.	DESCRIPTION	QTY
		1 2 3 4	
1	105012601	Bolt, Flange, M6x1.0x12, EX40	1
2	105018001	Sensor, Oil Level, EX40	1
3	105018101	Sensor, Temperature, EX40	1
4	105018201	Bolt, Oil Sensor, M6x1.0x14, EX40	2
5	105018301	Clamp, Oil Sensor Wire, EX40	1
6	105018401	Bolt, Tap, Oil Wire Clamp, EX40	1

10

G



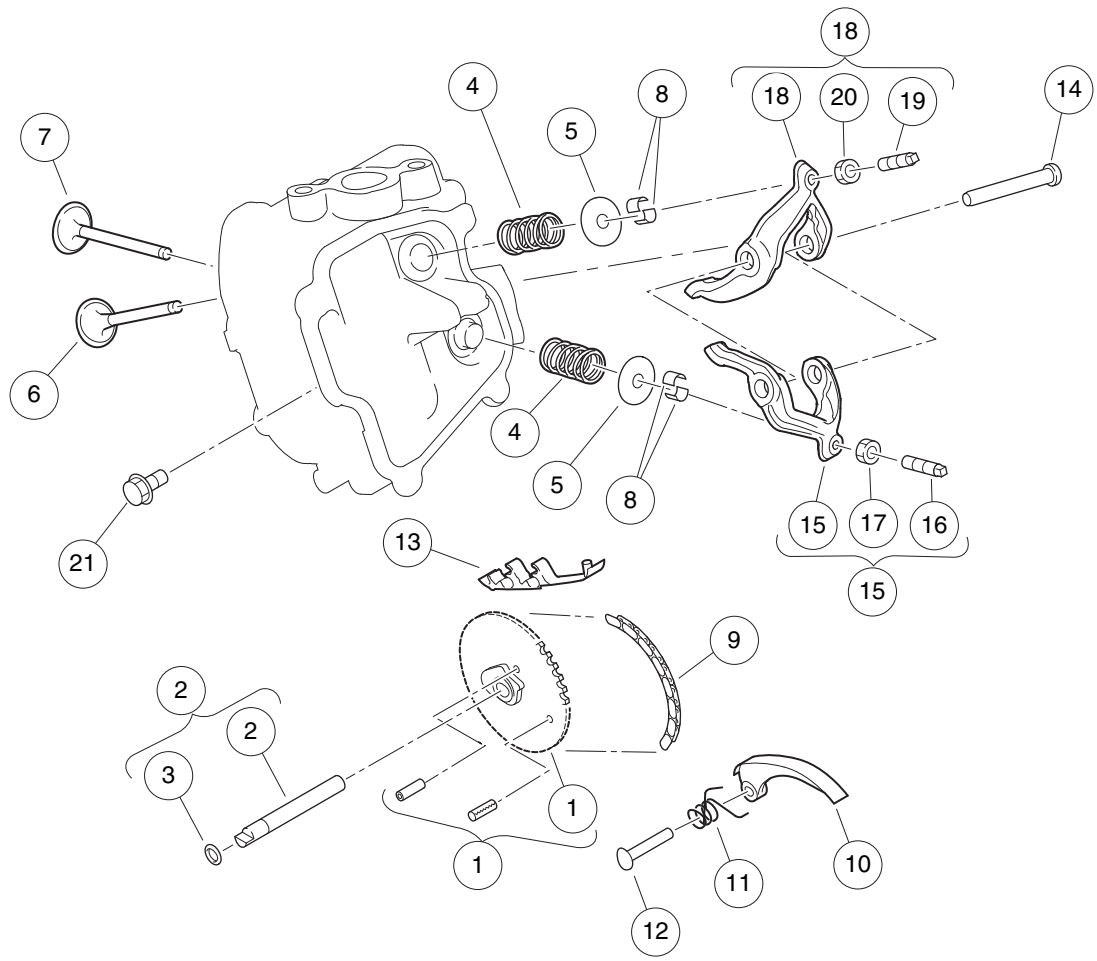
001005-001

CYLINDER HEAD – EX40

ITEM	PART NO.	DESCRIPTION	QTY
		1 2 3 4	
1	105011901	Asm, Cylinder Head, EX40 (includes items 2 through 7)	1
2	105010101	Clip, Retainer Plate, EX40	1
3	105010201	Seal, Valve, EX40	2
4	105010301	Plate, Retainer, EX40	1
5	105010801	Stud, Mounting, Exhaust, EX40	2
6	105010901	Stud, Mounting, Intake, EX40	2
7	105018501	Guide, Valve, EX40	2
8	105012001	Gasket, Head, EX40	1
9	105012101	Bolt, Head, M10x1.25x75, EX40	4
10	105012201	Bolt, Head, M8x1.25x35, EX40	2
11	105012301	Cover, Rocker, EX40	1
12	105012401	Gasket, Rocker Cover, EX40	1
13	105012601	Bolt, Flange, M6x1.0x12, EX40	4

10

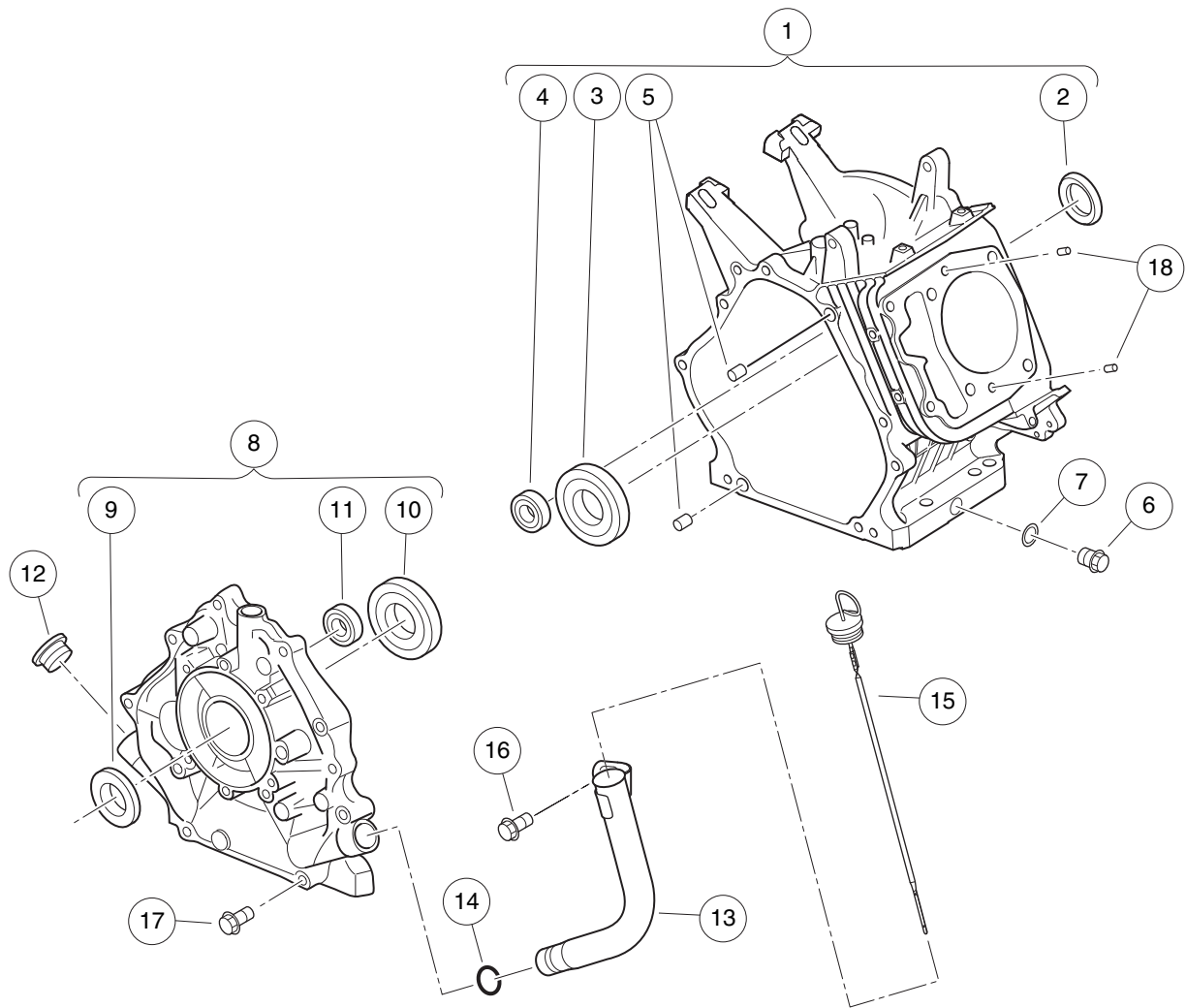
G



001006-001

VALVETRAIN AND TIMING CHAIN – EX40

ITEM	PART NO.	DESCRIPTION	QTY	10
		1 2 3 4		G
1	105014201	Asm, Cam/Chain Sprocket, EX40	1	
2	105014301	Asm, Camshaft and O-ring, EX40 (includes item 3)	1	
3	105014401	O-ring, Camshaft, EX40	1	
4	105014501	Spring, Valve, EX40	2	
5	105014601	Retainer, Spring, EX40	2	
6	105014701	Valve, Intake, EX40	1	
7	105014801	Valve, Exhaust, EX40	1	
8	105014901	Collet, Valve, EX40	4	
9	105015001	Chain, Timing, EX40	1	
10	105015101	Tensioner, Chain, EX40	1	
11	105015201	Spring, Tension, EX40	1	
12	105015301	Pin, Tensioner, EX40	1	
13	105015401	Guide, Chain, EX40	1	
14	105015501	Shaft, Rocker, EX40	1	
15	105015601	Asm, Rocker Arm, Intake, EX40 (includes items 16 and 17)	1	
16	105015801	Screw, Adjust, Valve, EX40	1	
17	105015901	Nut, Adjust, Valve, EX40	1	
18	105015701	Asm, Rocker Arm, Exhaust, EX40 (includes items 19 and 20)	1	
19	105015801	Screw, Adjust, Valve, EX40	1	
20	105015901	Nut, Adjust, Valve, EX40	1	
21	105016001	Bolt, Flange, M6x1.0x8, EX40	1	



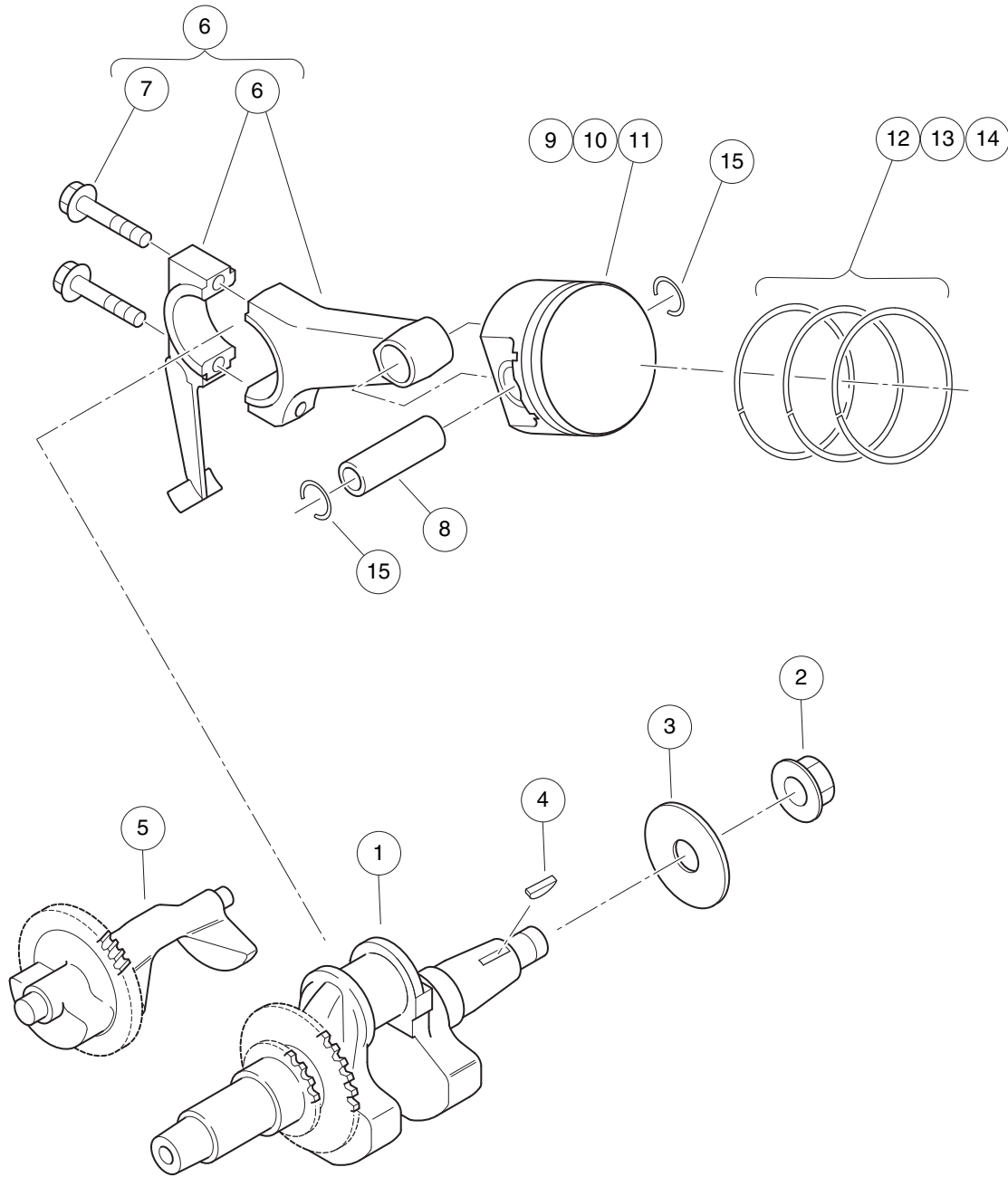
001007-001

CRANKCASE – EX40

ITEM	PART NO.	DESCRIPTION	QTY
		1 2 3 4	
1	105010001	Crankcase, EX40 (includes items 2 through 5)	1
2	105010401	Seal, Oil, Crankshaft, EX40	1
3	105010501	Bearing, Crankshaft, EX40	1
4	105010601	Bearing, Balance Shaft, EX40	1
5	105010701	Pin, Guide, Crankcase, EX40	2
6	105011001	Plug, Oil Drain, EX40	2
7	105011101	Gasket, Oil Drain Plug, EX40	2
8	105011201	Asm, Cover, Crankcase, EX40 (includes items 9 through 11)	1
9	105010401	Seal, Oil, Crankshaft, EX40	1
10	105010501	Bearing, Crankshaft, EX40	1
11	105010601	Bearing, Balance Shaft, EX40	1
12	105011301	Plug, Rubber, Crankcase, EX40	1
13	105011401	Tube, Oil Filler, EX40	1
14	105011501	O-ring, Oil Filler Tube, EX40	1
15	105011601	Dipstick, EX40	1
16	105011701	Bolt, Filler Tube, M8x1.25x12, EX40	1
17	105011801	Bolt, Case Cover, M8x1.25x38, EX40	8
18	105012501	Pin, Guide, Head, EX40	2

10

G



001008-001

CRANKSHAFT AND PISTON – EX40

ITEM	PART NO.	DESCRIPTION	QTY
		1 2 3 4	
1	105012701	Crankshaft, EX40	1
2	105012801	Nut, Crankshaft M18x1.5 Ex40	1
3	105012901	Washer, Crankshaft Ex40	1
4	105013001	Key, Woodruff, Crankshaft, EX40	1
5	105013101	Shaft, Balance, EX40	1
6	105013201	Asm, Rod, Connecting, EX40 (includes item 7)	1
7	105013301	Bolt, Rod M8x1.25x40 Ex40	2
8	105013401	Pin, Piston, EX40	1
9	105013501	Piston, Standard, EX40	1
10	105013601	Piston, 0.25 mm Oversize, EX40	1
11	105013701	Piston, 0.50 mm Oversize, EX40	1
12	105013801	Set, Piston Ring, Standard, EX40	1
13	105013901	Set, Piston Ring, 0.25 mm Oversize, EX40	1
14	105014001	Set, Piston Ring, 0.50 mm Oversize, EX40	1
15	105014101	Clip, Piston Pin, EX40	2

10

G

10

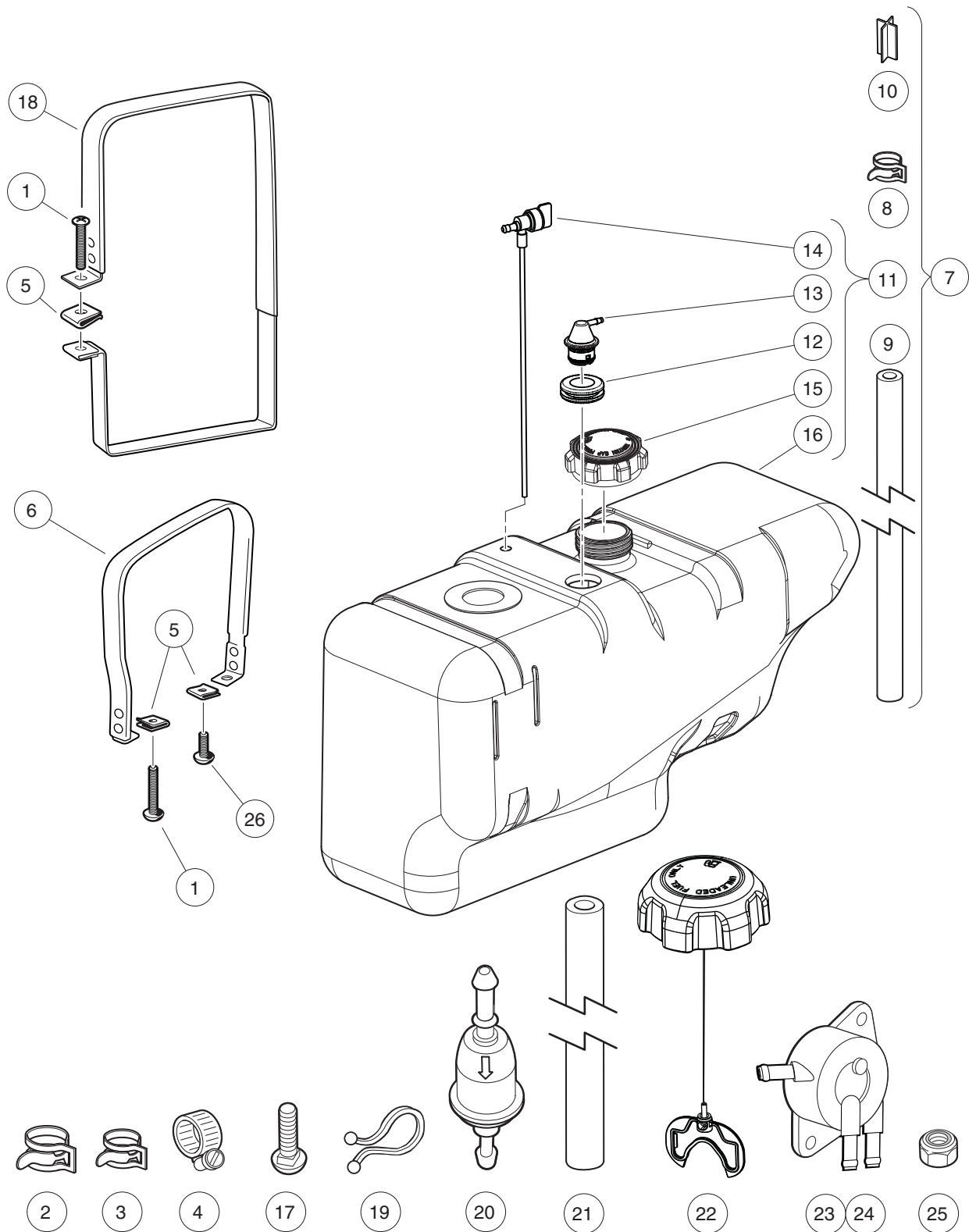
G



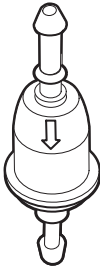
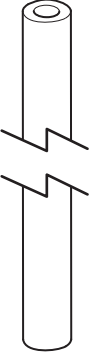
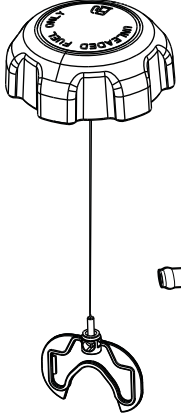
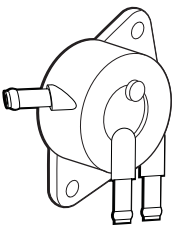

FUEL, INTAKE, AND GOVERNOR SYSTEMS- CARBURETED GAS

11

G

11
G



- 
2
- 
3
- 
4
- 
17
- 
19
- 
20
- 
21
- 
22
- 
23
- 
24
- 
25

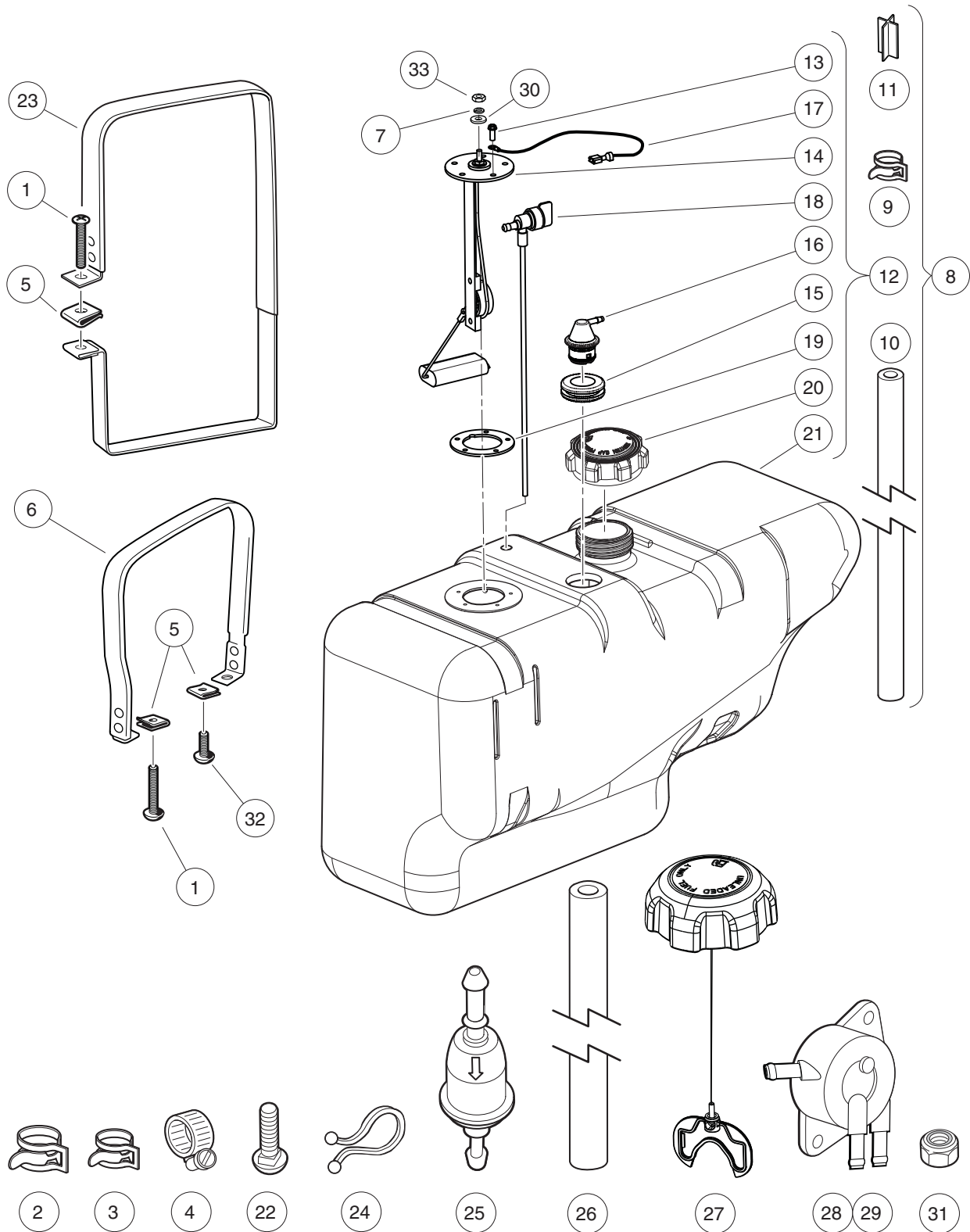
001288-002

FUEL SYSTEM AND TANK WITHOUT SENDING UNIT

ITEM	PART NO.	DESCRIPTION	QTY
		1 2 3 4	
1	1011988	Screw, 1/4-20 X 2.00 Phillips Truss-Head	2
2	1012649	Clamp, 0.460 Red Hose	6
3	101313402	Clamp, Green Hose	2
4	1013687	Clamp, 3/8" Hose (screw type)	1
5	1014116	Nut, 1/4-20 Speed	3
6	1014928	Fuel Strap Assembly Rear	1
7	1016003	Kit, Fuel Tank - Vented (includes items 8 through 11)	1
8	1013746	Clamp, 0.301 ID Hose	2
9	1015137	Fuel Line, 3/16 (available by the foot)	1
10	101824401	Vent Barb	1
11	102952302	Asm, Tank, Fuel, Wo/su Ds Utl (includes items 12 through 16)	1
12	1015139	Insulation Grommet	1
13	1015143	Vent, Fuel Tank	1
14	101896901	Fuel Pickup w/Shut-Off Valve	1
15	102751601	Cap, Fuel Tank, Gasoline	1
16	102947502	Tank, Fuel, Wo/su Ds Utl	A/R
17	1017203	Carriage Bolt	2
18	101955301	Fuel Strap Assy, Front	1
19	101987701	Clamp, Plastic Tie	2
20	102003201	Filter, Fuel, 30 Micron	1
21	102865101	Fuel Line, 1/4 (available by the foot)	A/R
22	103372101	Cap, Fuel Tank, Gas, Ratchet	1
23	103781101	Kit, Fuel Pump Retrofit (includes item 24)	1
24	103010101	Pump, Fuel, Impulse, Fh	1
25	8233	Locknut, 1/4-20, Nylon Insert	2
26	8248	Screw, 1/4-20 X 0.75, Truss-Head Machine	1
		Note: Ratcheting Fuel Tank Cap 103372101 for use with California emissions requirements.	

11
G

11
G



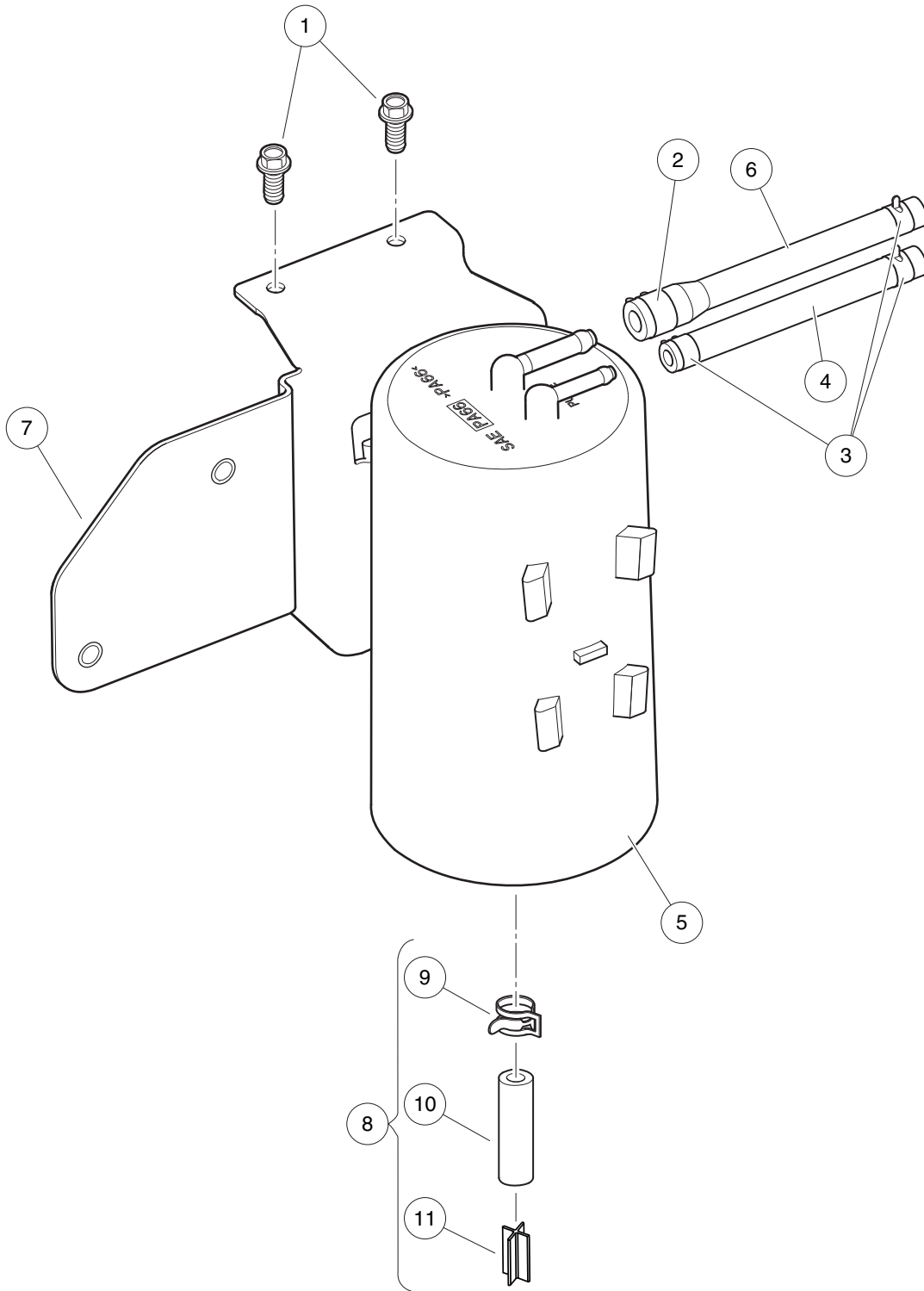
001287-002

FUEL SYSTEM AND TANK WITH SENDING UNIT

ITEM	PART NO.	DESCRIPTION	QTY
		1 2 3 4	
1	1011988	Screw, 1/4-20 X 2.00 Phillips Truss-Head	2
2	1012649	Clamp, 0.460 Red Hose	6
3	101313402	Clamp, Green Hose	2
4	1013687	Clamp, 3/8" Hose (screw type)	1
5	1014116	Nut, 1/4-20 Speed	3
6	1014928	Fuel Strap Assembly Rear	1
7	1016	Lockwasher, #10 Split	1
8	1016004	Tank Kit w/Sending Unit (includes items 9 through 12)	1
9	1013746	Clamp, 0.301 ID Hose	2
10	1015137	Fuel Line, 3/16 (available by the foot)	1
11	101824401	Vent Barb	2
12	102952301	Fuel Tank with Sending Unit (includes items 13 through 21)	1
13	1013461	Screw, #10-16 Hex-Head Hi-Lo	5
14	1013462	Sending Unit, Fuel Level *	1
15	1015139	Insulation Grommet	1
16	1015143	Vent, Fuel Tank	1
17	1015921	Wire Assembly #16 Black	1
18	101896901	Fuel Pickup w/Shut-Off Valve	1
19	102522001	Gasket, Rubber	1
20	102751601	Cap, Fuel Tank, Gasoline	1
21	N/A	Tank, Fuel, W/su Ds Utl	1
22	1017203	Carriage Bolt	2
23	101955301	Fuel Strap Assy, Front	1
24	101987701	Clamp, Plastic Tie	1
25	102003201	Filter, Fuel, 30 Micron	1
26	102865101	Fuel Line, 1/4 (available by the foot)	A/R
27	103372101	Cap, Fuel Tank, Gas, Ratchet	1
28	103781101	Kit, Fuel Pump Retrofit (includes item 29)	1
29	103010101	Pump, Fuel, Impulse, Fh	1
30	183	Washer, #10, Type A, Flat	1
31	8233	Locknut, 1/4-20, Nylon Insert	2
32	8248	Screw, 1/4-20 X 0.75, Truss-Head Machine	1
33	8797	Nut, #10-32 Brass Hex	1
<p>Note: Ratcheting Fuel Tank Cap 103372101 for use with California emissions requirements. Must replace fuel sending unit gasket when servicing this component.</p>			

11

G

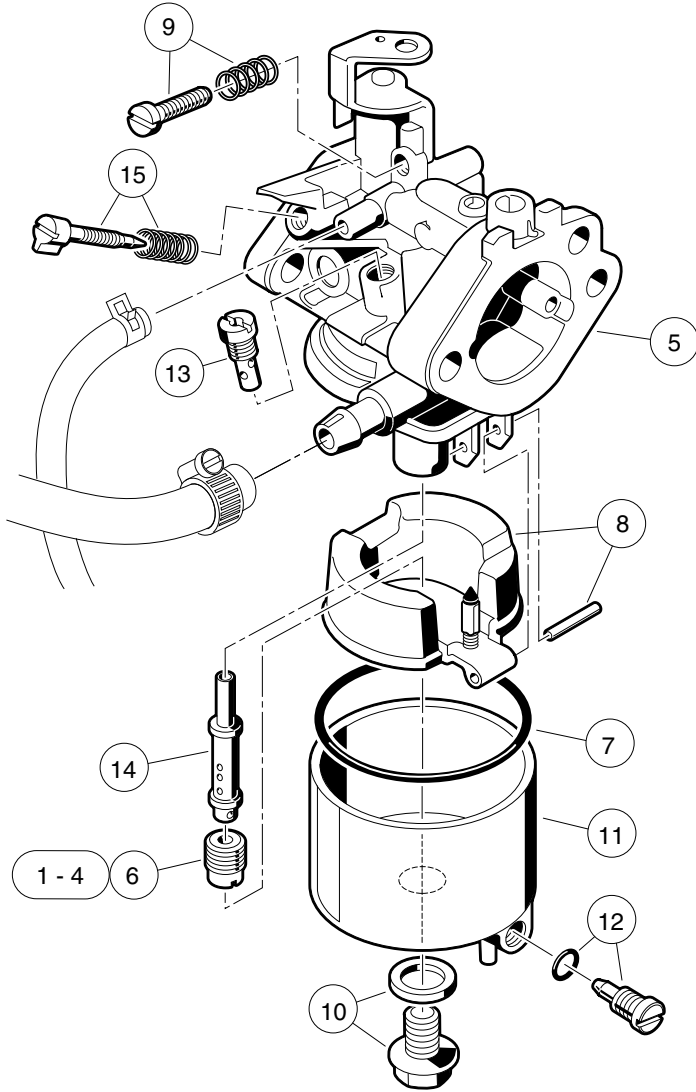


000980-007

CARBON CANISTER – CALIFORNIA ONLY

ITEM	PART NO.	DESCRIPTION	QTY
		1 2 3 4	
1	1012285	Screw, 1/4 X 0.625 Hex-Head	2
2	101313402	Clamp, Green Hose	1
3	1013746	Clamp, 0.301 ID Hose	3
4	1015137	Fuel Line, 3/16 (available by the foot)	A/R
5	103372401	Canister, Carbon	1
6	103372504	Hose, Vent, Flare, 9"	1
7	103372801	Bracket, Carbon Canister, Sw	1
8	103418601	Asm, Vent Line, Utility (includes items 9 through 11)	1
9	1012649	Clamp, 0.460 Red Hose	1
10	N/A	Hose, Vent, 5/16 I.D., Bulk	A/R
11	N/A	Vent, Barb, 5/16 I.D. Hose	1

11
G



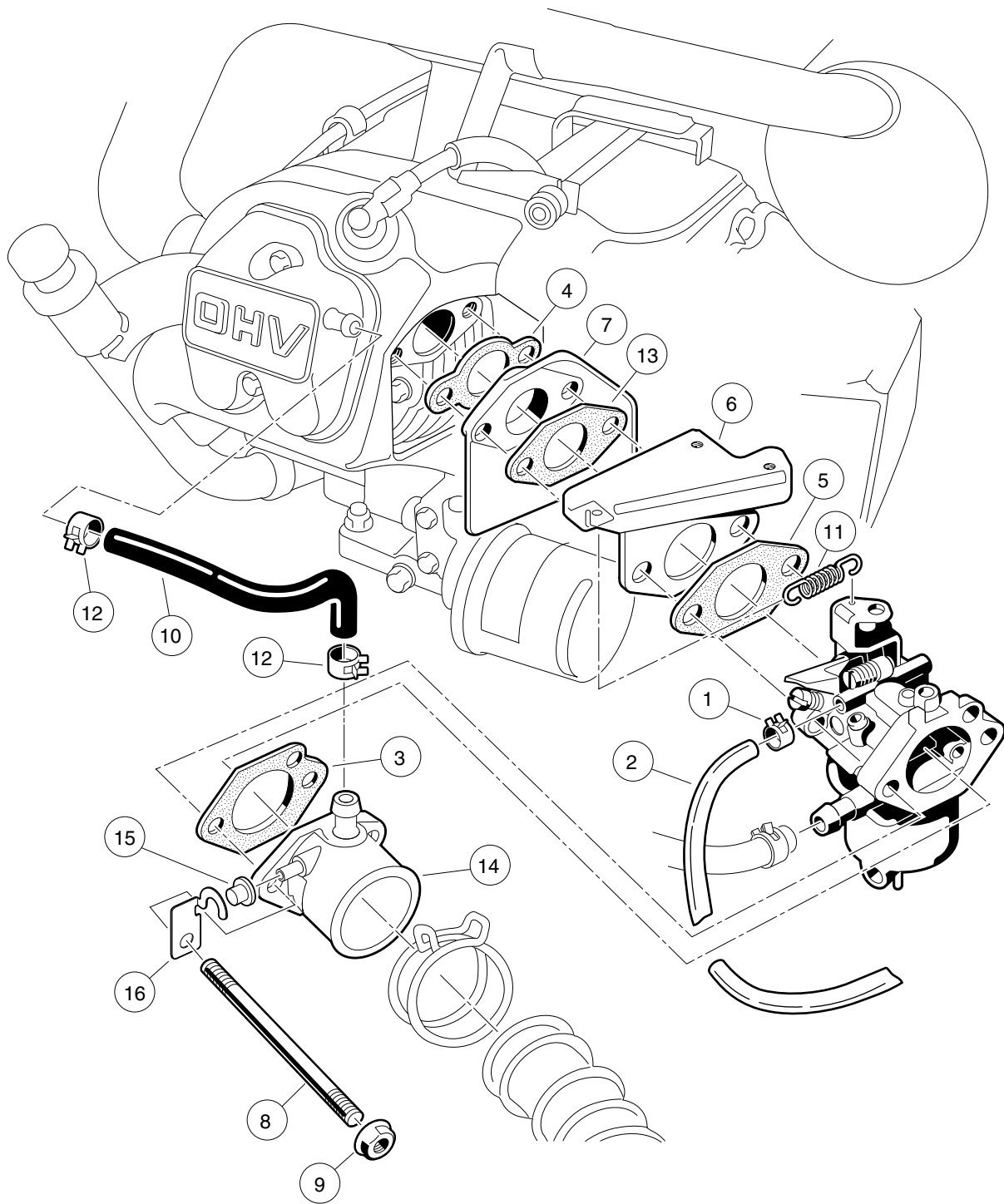
000212-002

CARBURETOR ASSEMBLY – FE350 S27

ITEM	PART NO.	DESCRIPTION	QTY
		1 2 3 4	
1	101642575	Jet, Altitude, # 75	1
2	101642578	Jet, Altitude, # 78	1
3	101642580	Jet, Altitude, # 80	1
4	101642582	Jet, Altitude, # 82	1
5	103617101	Carburetor, FE350 S27 (includes items 6 through 15)	1
6	101642585	Jet, Altitude, # 85	1
7	1016437	Gasket, Carburetor Bowl OHV	1
8	1016486	Float Assembly	1
9	1016501	Screw Assembly	1
10	1016585	Bolt	1
11	1017461	Chamber Assembly, Float (includes item 12)	1
12	1016499	Screw Assembly	1
13	101973101	Jet, #40 Pilot	1
14	101973301	Nozzle, Main	1
15	N/A	Assembly, Pilot Air Screw	1
<p style="margin-left: 40px;">Note: 101642585 for 0 - 3,200 feet; 101642582 for 3,200 - 6,500 feet; 101642580 for 6,500 - 9,800 feet; 101642578 for 9,800 feet and above.</p>			

11

G



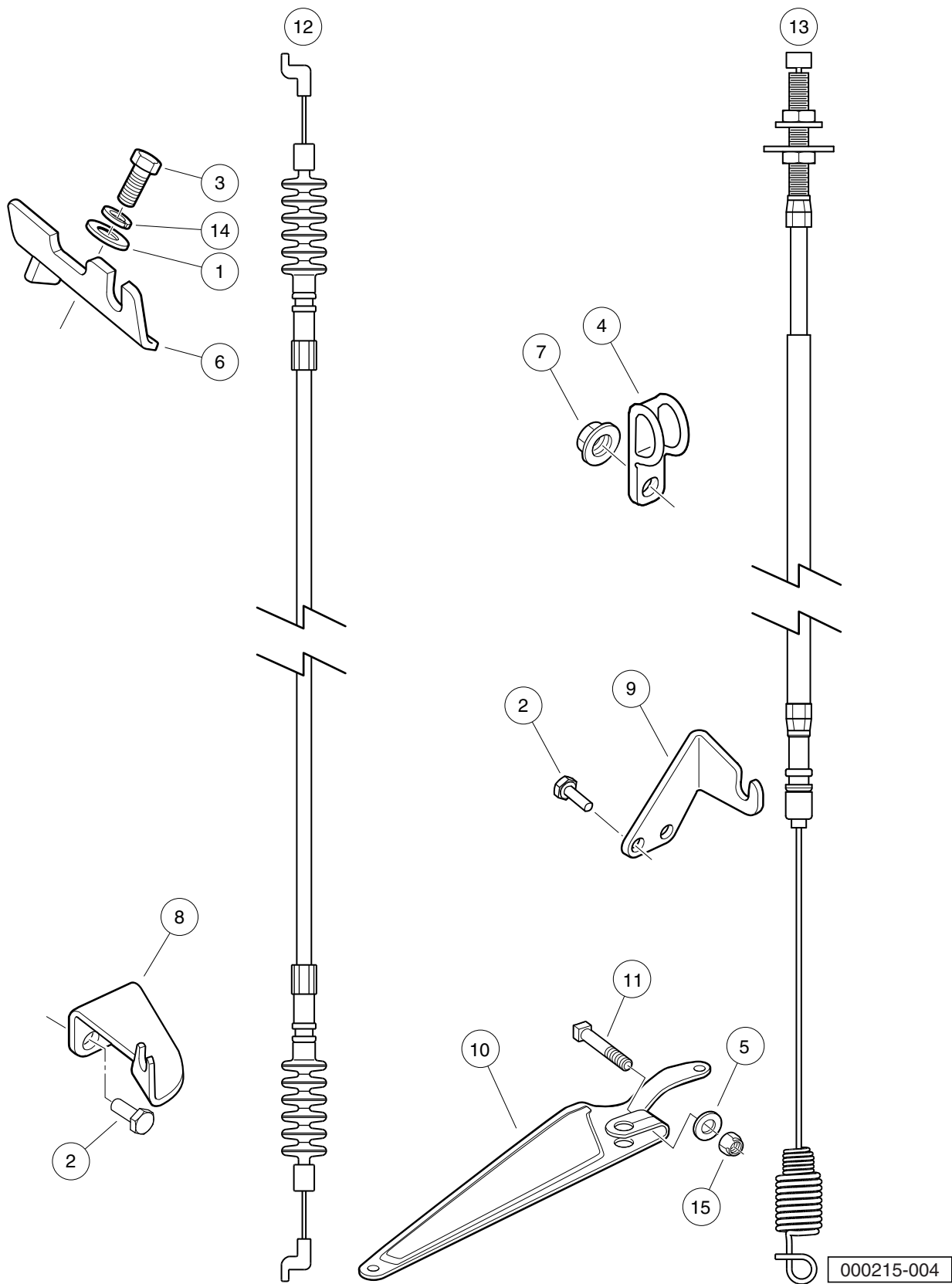
000214-002

CARBURETOR MOUNTING, UTILITY, FE350 S23 S24 S27

ITEM	PART NO.	DESCRIPTION	QTY
		1 2 3 4	
1	1013746	Clamp, 0.301 ID Hose	1
2	1015137	Fuel Line, 3/16 (available by the foot)	1
3	1016438	Gasket, Carb To Intake Manifold	1
4	1016440	Gasket, Engine to Insulator	1
5	1016441	Gasket, Sprg Brkt To Carb OHV	1
6	1016444	Bracket, Throttle Spring Return	1
7	101648102	Insulator, Carburetor	1
8	101649002	Stud, M6-1.00 Two-Ended	2
9	1016547	Nut, M6 Flange	2
10	1016572	Tube, Crankcase Vent	1
11	1016582	Spring, Throttle Return	1
12	1017466	Clamp	2
13	101973401	Gasket, Insulator To Bracket	1
14	103507101	Carburetor Adapter w/ Tap	1
15	103507201	Plug, Intake Manifold, Carb	1
16	103507301	Bracket, Intake Manifold, Carb	1

11
G

11
G



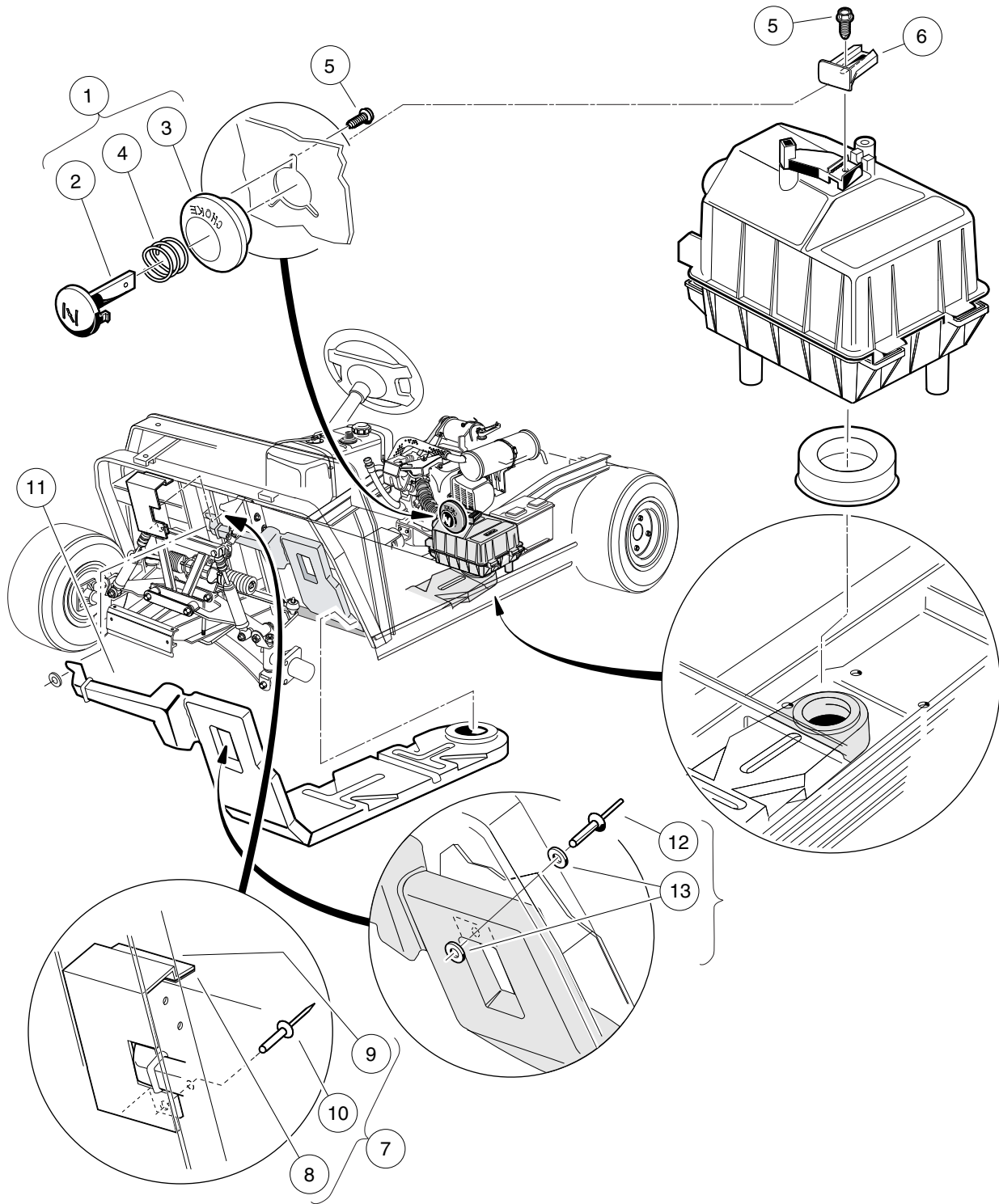
000215-004

GOVERNOR AND ACCELERATOR CABLES

ITEM	PART NO.	DESCRIPTION	QTY
		1 2 3 4	
1	1011697	Washer, 5/16 Flat	1
2	1012285	Screw, 1/4 X 0.625 Hex-Head	4
3	1012830	Screw, M8-125 X 22 Hex-Head	1
4	1013700	Clamp	2
5	1014007	Washer, 1/4, Flat	1
6	101584502	Bracket, Governor Cable Snap-In	1
7	1016546	Nut	2
8	101832202	Bracket, Rear Governor Cable Snap-In	1
9	101832302	Bracket, Rear Accelerator Cable Snap-In	1
10	101834801	Arm, Governor	1
11	101886101	Screw, 1/4-20 X 1.00, Square-Head	1
12	102336001	Cable, Governor, Snap-In	1
13	102336101	Cable, Accelerator, Snap-In	1
14	7174	Lockwasher, 5/16 Split	1
15	8233	Locknut, 1/4-20, Nylon Insert	1

11

G

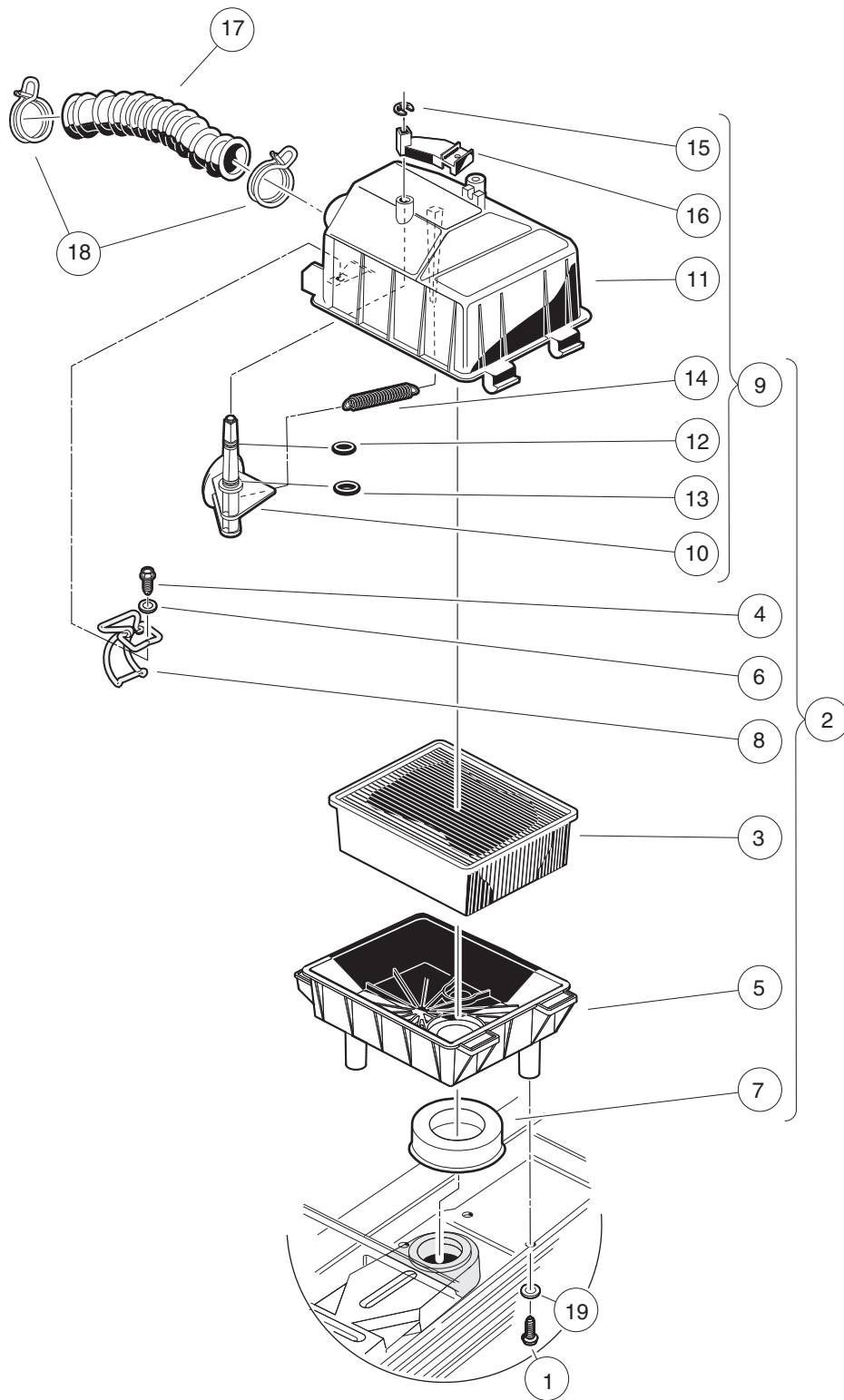


000338-006

AIR INTAKE DUCT AND CHOKE BUTTON – TURF/CA 1 AND XRT800/810/850

ITEM	PART NO.	DESCRIPTION	QTY
		1 2 3 4	
1	101805701	Button Assembly, Choke (includes items 2 through 4)	1
2	101811401	Lever, Choke	1
3	101811501	Guide, Choke Lever	1
4	101856201	Compression Spring	1
5	101850301	Screw, #12-16 X 0.50 Washer-Head Hi-Lo	4
6	101917701	Choke Positioner	1
7	102190702	Kit, Air Duct Shield (includes items 8 through 10)	1
8	102185401	Tape, 3M VHB 4950	1
9	N/A	Shield, Air Duct	1
10	7973	Rivet, 3/16 X .400 Blind	1
11	103520301	Duct, Air Intake, Ds	1
12	1606	Rivet, 3/16 X .500 Alum Pop	2
13	183	Washer, #10, Type A, Flat	4

11
G



000332-001

AIR FILTER AND INTAKE HOSE

ITEM	PART NO.	DESCRIPTION	QTY
		1 2 3 4	
1	1015752	Screw, #12-16 X 0.625, Hi-Lo	3
2	101821501	Assembly, Air Box (includes items 3 through 9)	1
3	1015426	Filter, Air	1
4	101804301	Screw, #8 X 0.500, Hex-Head Hi-Lo	2
5	101811901	Bottom, Air Box	1
6	101881701	Washer, #8 Stainless-Steel Flat	2
7	101921501	Seal, Intake	1
8	101925701	Latch, Wireform	2
9	101972801	Top Assy, Air Box (includes items 10 through 16)	1
10	N/A	Valve, Choke	1
11	N/A	Top, Air Box	1
12	N/A	O-Ring, 5/16	1
13	N/A	O-Ring, 3/8	1
14	101812301	Spring, Extension Return	1
15	101813001	Retaining Ring 0.25, Shaft	1
16	101917601	Lever, Choke	1
17	101837101	Hose, Air Intake	1
18	101971301	Clamp, 1.58" ID Hose	2
19	332	Washer, 1/4 Type A Narrow Flat	3

11

G

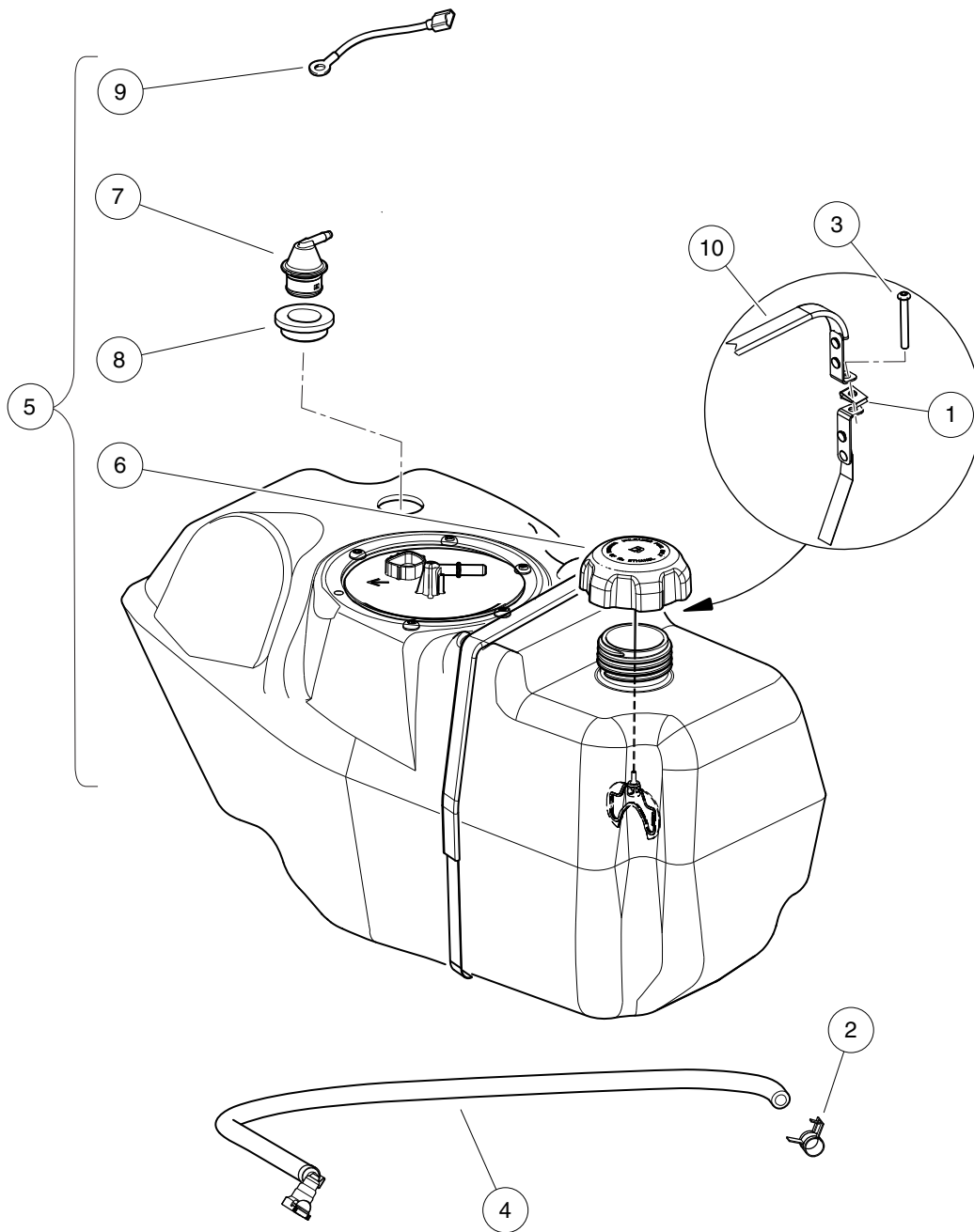
11

G

FUEL, INTAKE, AND GOVERNOR SYSTEMS- EFI GASOLINE VEHICLES

12

G

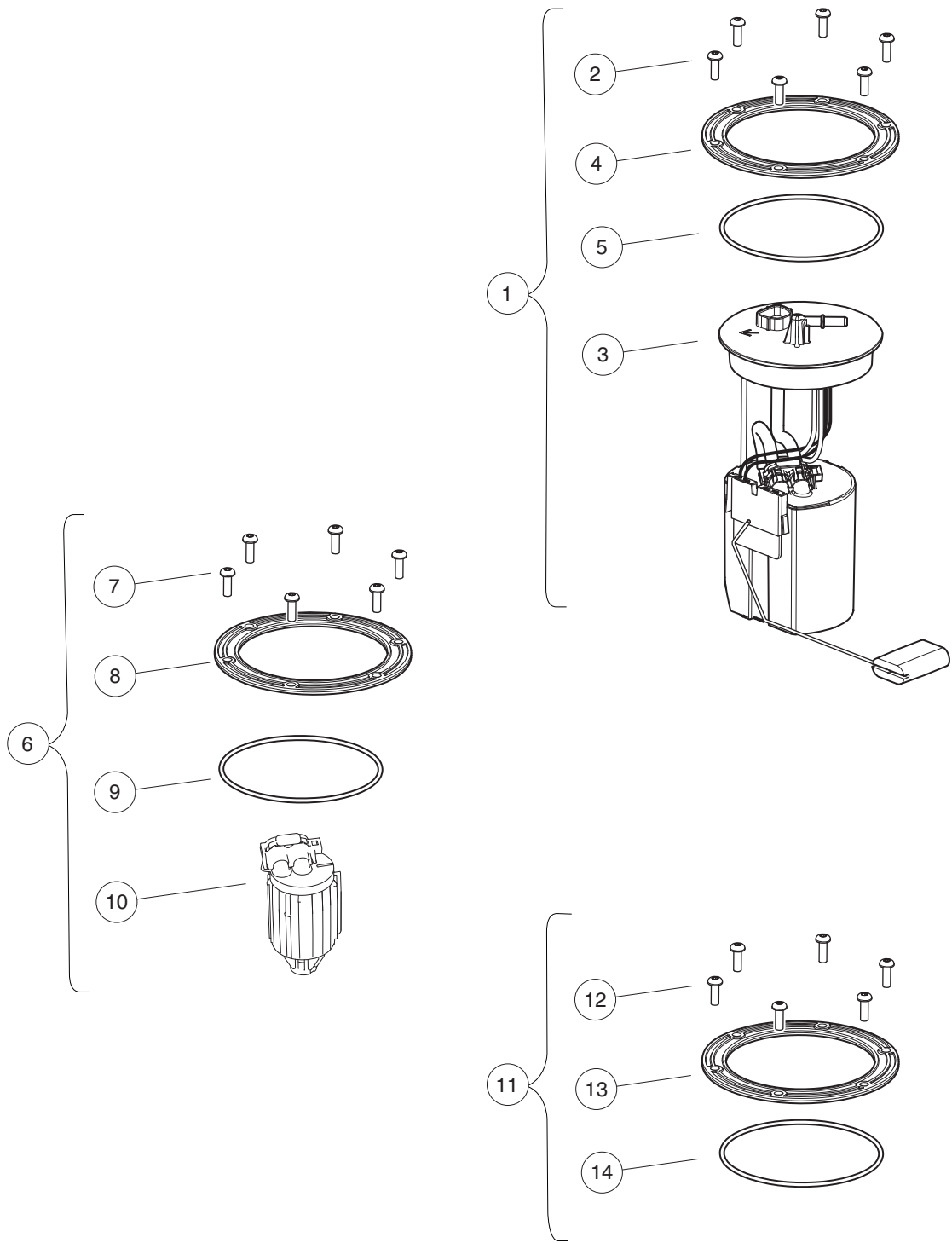


000975-004

FUEL SYSTEM WITH SENDING UNIT, TOP FILL – EFI

ITEM	PART NO.	DESCRIPTION	QTY
		1 2 3 4	
1	1014116	Nut, 1/4-20 Speed	1
2	102411203	Clamp, Hose, Ctb 14mm Dia.	1
3	103306301	Screw, Bhsc, 1/4-20 X 2.0	1
4	105043501	Asm, Fuel Line, Utility	1
5	105215401	Asm, Tank, Fuel, Top, Complete, w/Sending Unit (includes items 6 through 9)	1
6	103372101	Cap, Fuel Tank, Gas, Ratchet	1
7	103905201	Assembly, Vent, Fuel, 1/4 Inch O.D.	1
8	103944301	Grommet, Fuel Tank, Vent	1
9	105143301	Wire, Ground, Fuel Tank	1
10	105245401	Strap, Tank, Utility	1

12
G



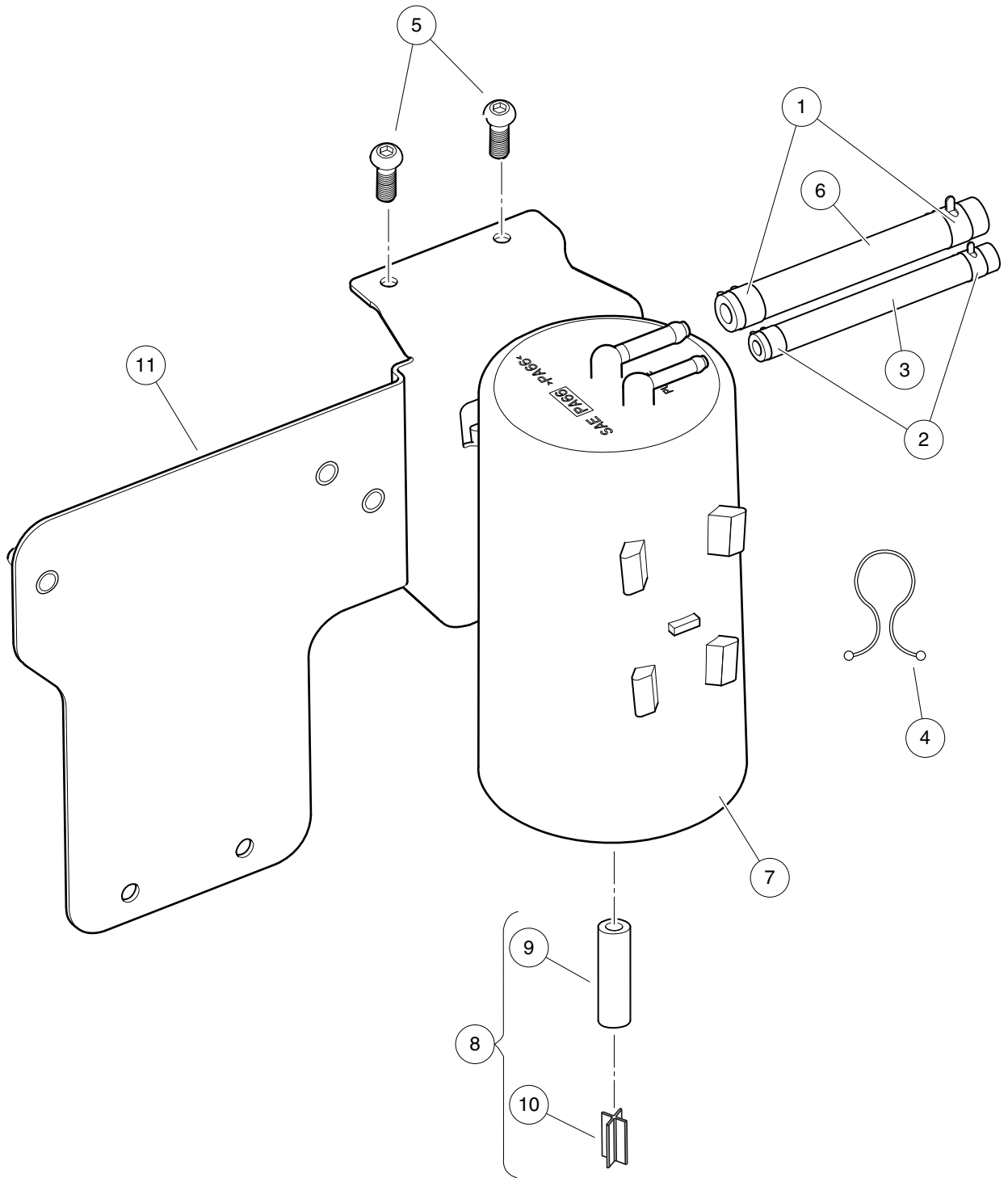
000977-005

FUEL TANK KITS – EFI

ITEM	PART NO.	DESCRIPTION	QTY
		1 2 3 4	
1	105282901	Kit, Fuel Pump Module (includes items 2 through 5)	1
2	102025801	Screw, 1/4-20 X .75 Torx Pn Hd	6
3	105043401	Fuel Pump Module, with Sending Unit	1
4	105043801	Fuel Module, Hold Down Ring	1
5	105043901	O-Ring, Fuel Module	1
6	105282902	Kit, Fuel Filter (includes items 7 through 10)	1
7	102025801	Screw, 1/4-20 X .75 Torx Pn Hd	6
8	105043801	Fuel Module, Hold Down Ring	1
9	105043901	O-Ring, Fuel Module	1
10	105073001	Fuel Filter, EX40, EFI	1
11	105282903	Kit, O-ring (includes items 12 through 14)	1
12	102025801	Screw, 1/4-20 X .75 Torx Pn Hd	6
13	105043801	Fuel Module, Hold Down Ring	1
14	105043901	O-Ring, Fuel Module	1

12

G



000980-006

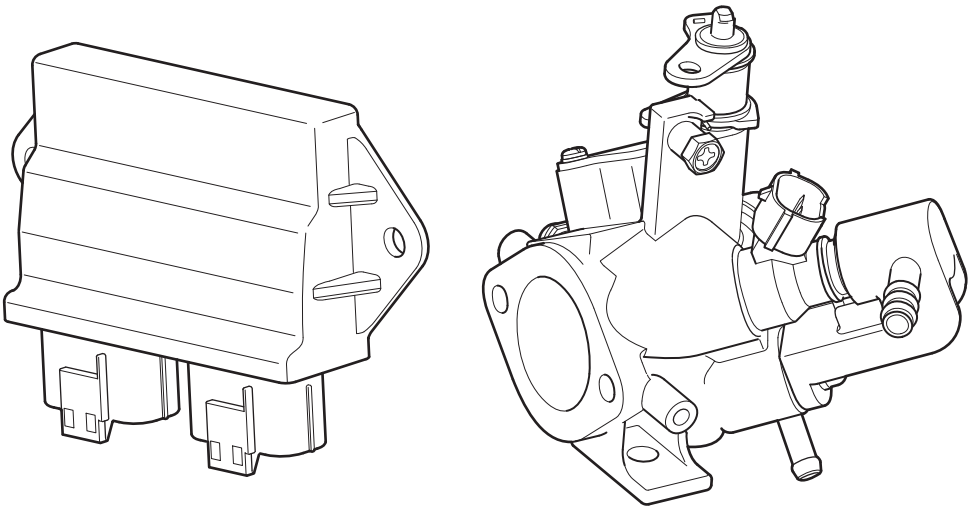
CARBON CANISTER – EFI

ITEM	PART NO.	DESCRIPTION	QTY
		1 2 3 4	
1	1012649	Clamp, 0.460 Red Hose	2
2	1013746	Clamp, 0.301 ID Hose	2
3	1015137	Fuel Line, 3/16 (available by the foot)	A/R
4	101987701	Clamp, Plastic Tie	2
5	102025801	Screw, 1/4-20 X .75 Torx Pn Hd	2
6	102865101	Fuel Line, 1/4 (available by the foot)	A/R
7	103372401	Canister, Carbon	1
8	103756401	Asm, Vent Line, Carbon Canister (includes items 9 and 10)	1
9	N/A	Hose, Vent, 5/16 I.D., Bulk	1
10	N/A	Vent, Barb, 5/16 I.D. Hose	1
11	105044901	Bracket, Carbon Canister/ECU	1

12

G

1



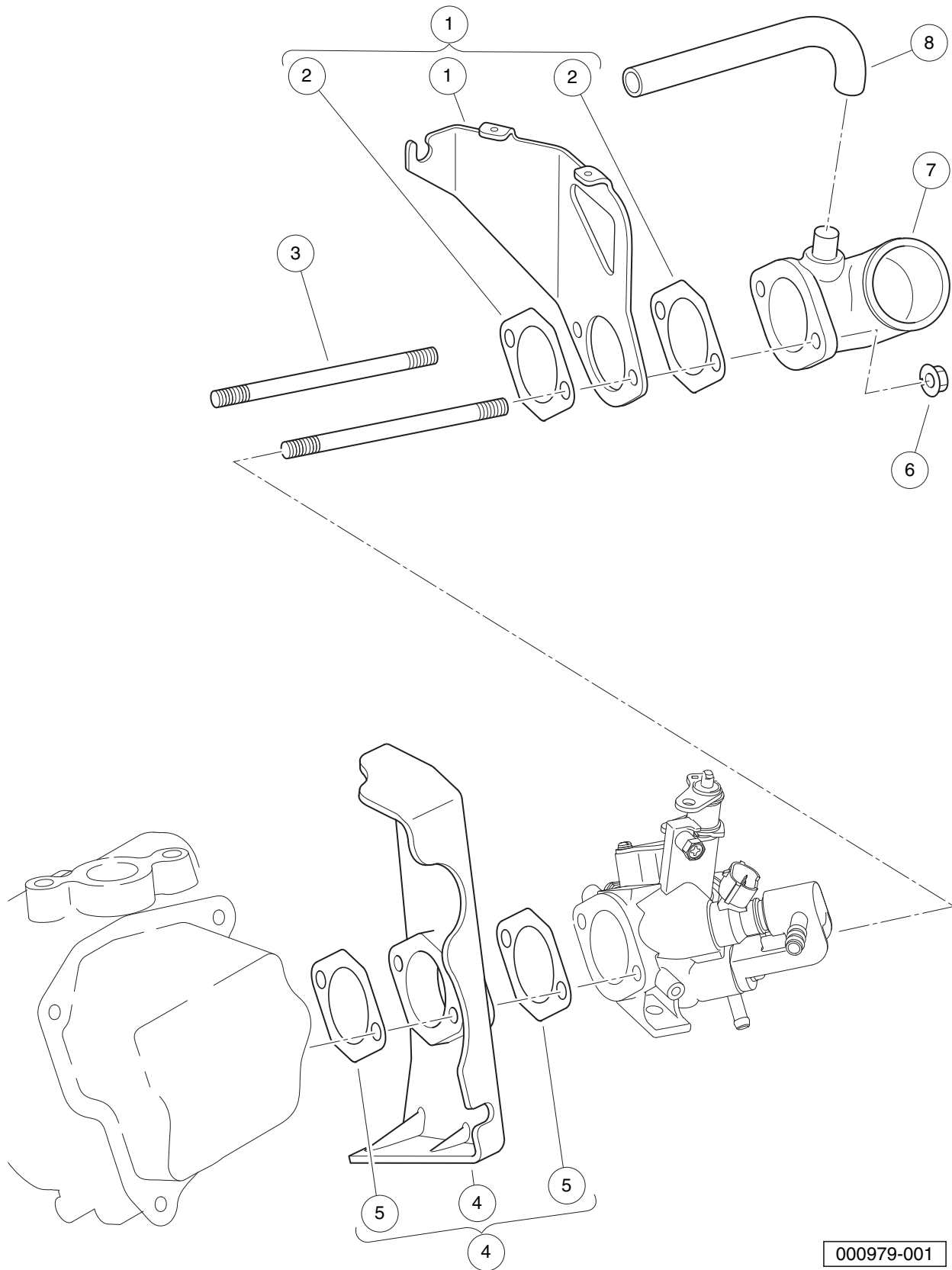
000964-001

THROTTLE BODY AND ECU – EFI

ITEM	PART NO.	DESCRIPTION	QTY
1	105017201	1 2 3 4 Asm, Throttle Body/Fuel Injector with ECU, EX40	1

12

G



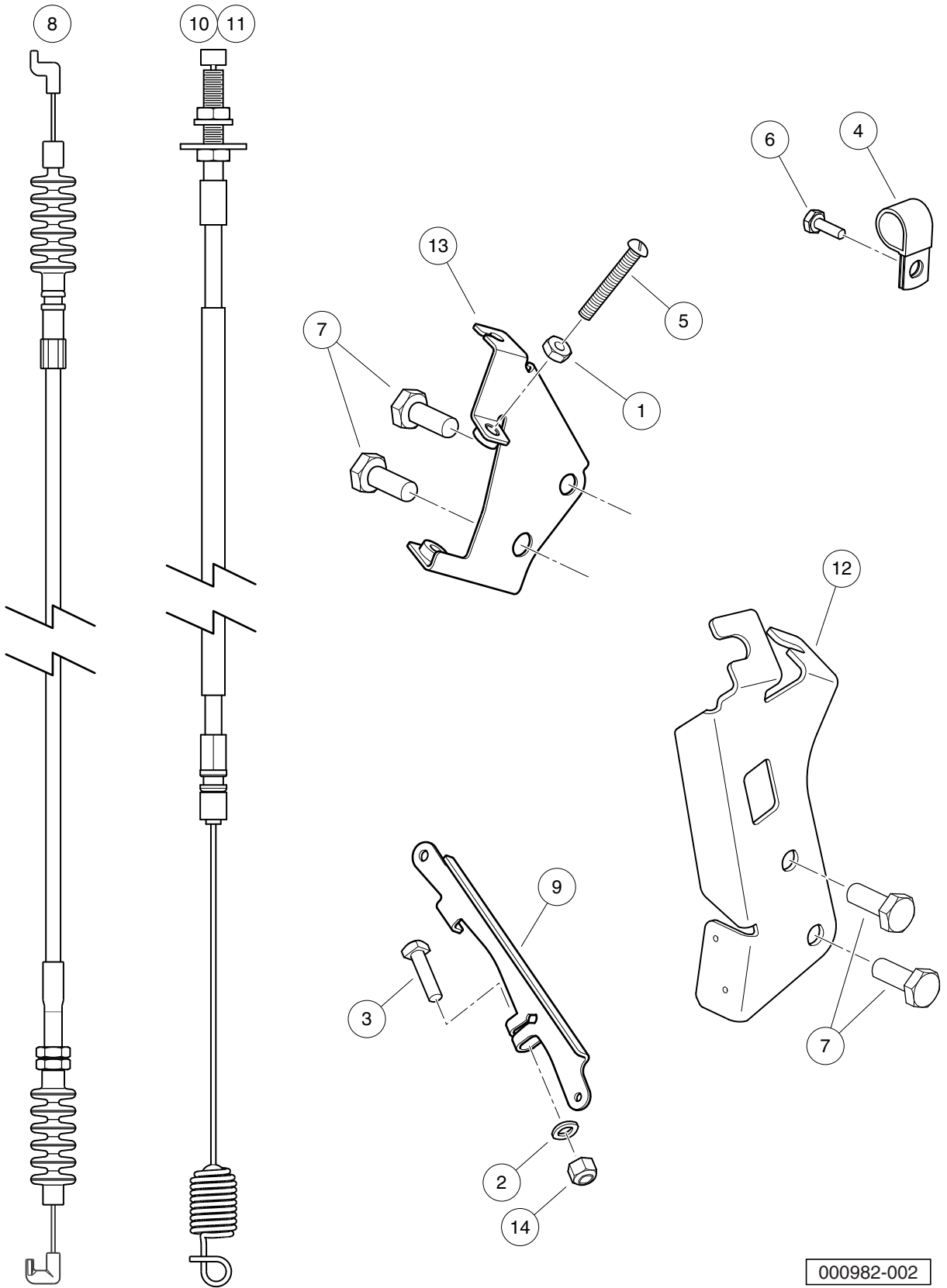
000979-001

THROTTLE BODY MOUNTING – EFI

ITEM	PART NO.	DESCRIPTION	QTY
		1 2 3 4	
1	103983501	Bracket, Operation, EX40 (includes item 2)	1
2	105016201	Gasket, Insulator, EX40	2
3	105010901	Stud, Mounting, Intake, EX40	2
4	105016101	Insulator, EX40 (includes item 5)	1
5	105016201	Gasket, Insulator, EX40	2
6	105016301	Nut, Intake Adapter, M6x1.0, EX40	2
7	105016401	Adapter, Air Intake, EX40	1
8	105016501	Hose, Breather, EX40	1

12
G

12
G

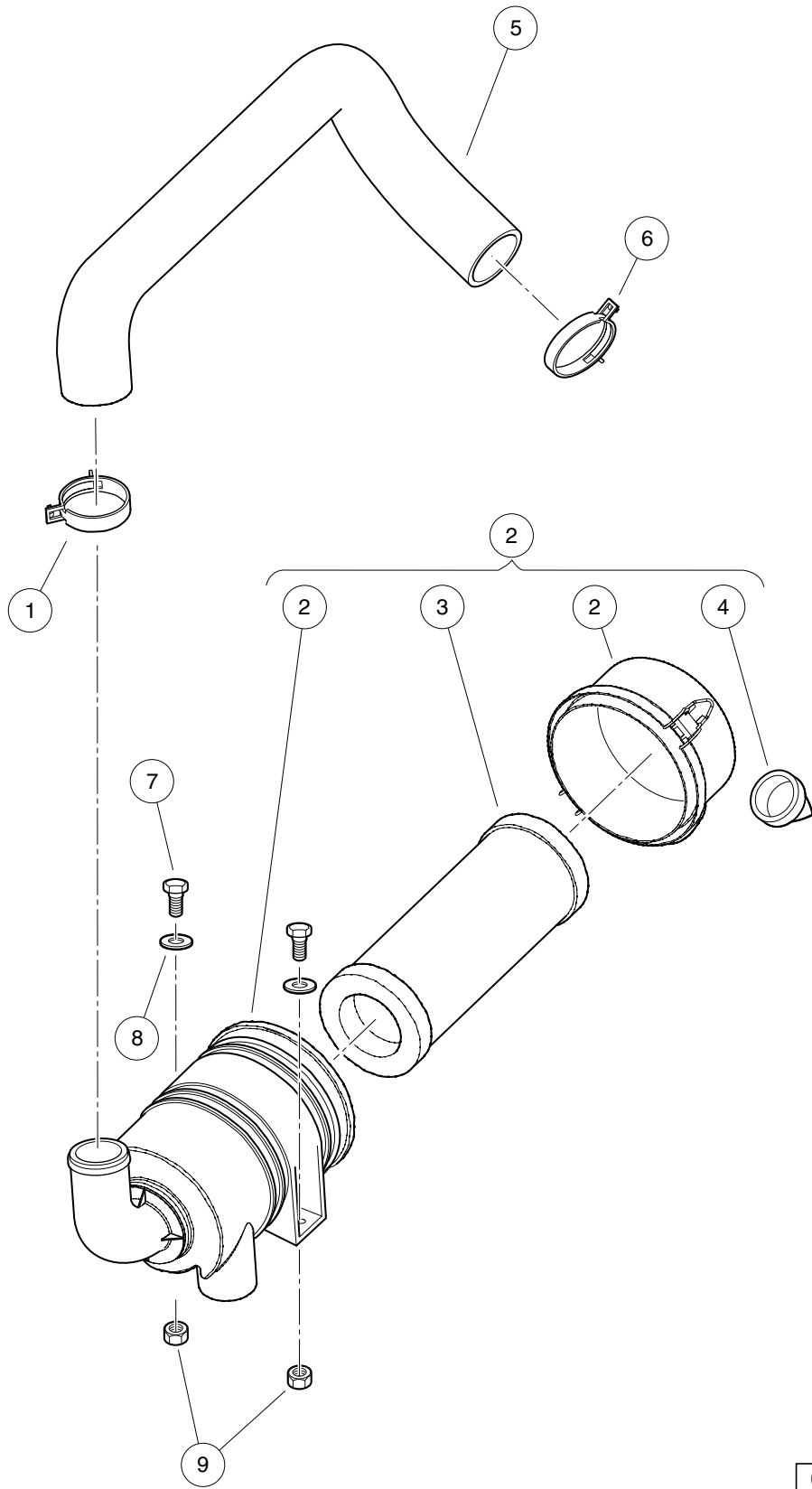


000982-002

GOVERNOR AND ACCELERATOR CABLES – EFI

ITEM	PART NO.	DESCRIPTION	QTY
		1 2 3 4	
1	1011114	Nut, M6-1.00 Hex	1
2	1014007	Washer, 1/4, Flat	1
3	101886101	Screw, 1/4-20 X 1.00, Square-Head	1
4	102410604	P-clamp, Insulated, 0.625 Inch	1
5	102476401	Bolt, Stop, Pedal	1
6	102490301	Bolt, M6 X 1 X 16, Loctite	1
7	102498201	Bolt, M10 X 1.25 X 25, Loctite	4
8	103978001	Cable, Governor, EX40	1
9	104023501	Arm, Governor, ED65	1
10	105007402	Cable, Accelerator, Utility, Low-Speed	1
11	105007403	Cable, Accelerator, Utility, Std-Speed	1
12	105135101	Bracket, Cable, FNR/Accelerator, ED65	1
13	105144401	Weldment, Governor Bracket	1
14	8233	Locknut, 1/4-20, Nylon Insert	1

12
G



000983-001

AIR FILTER SYSTEM AND INTAKE HOSE – EFI

ITEM	PART NO.	DESCRIPTION	QTY
		1 2 3 4	
1	102411209	Clamp, Hose, Ctb 55mm Dia.	1
2	105009101	Air Cleaner, Utility with EFI (includes items 3 and 4)	1
3	102558201	Air Filter, 4 Inch	1
4	102725501	Valve, Evacuator, Filter Air	1
5	105043001	Hose, Air Intake, Utility with EFI	1
6	105088501	Clamp, Ctb, 49mm Dia, W/clip	1
7	1218	Screw, 5/16-18 X 1.25 Hex-Head Cap	2
8	1241	Washer, 5/16 Type A Flat	2
9	7473	Locknut, 5/16-18 Nylon Insert	2

12

G

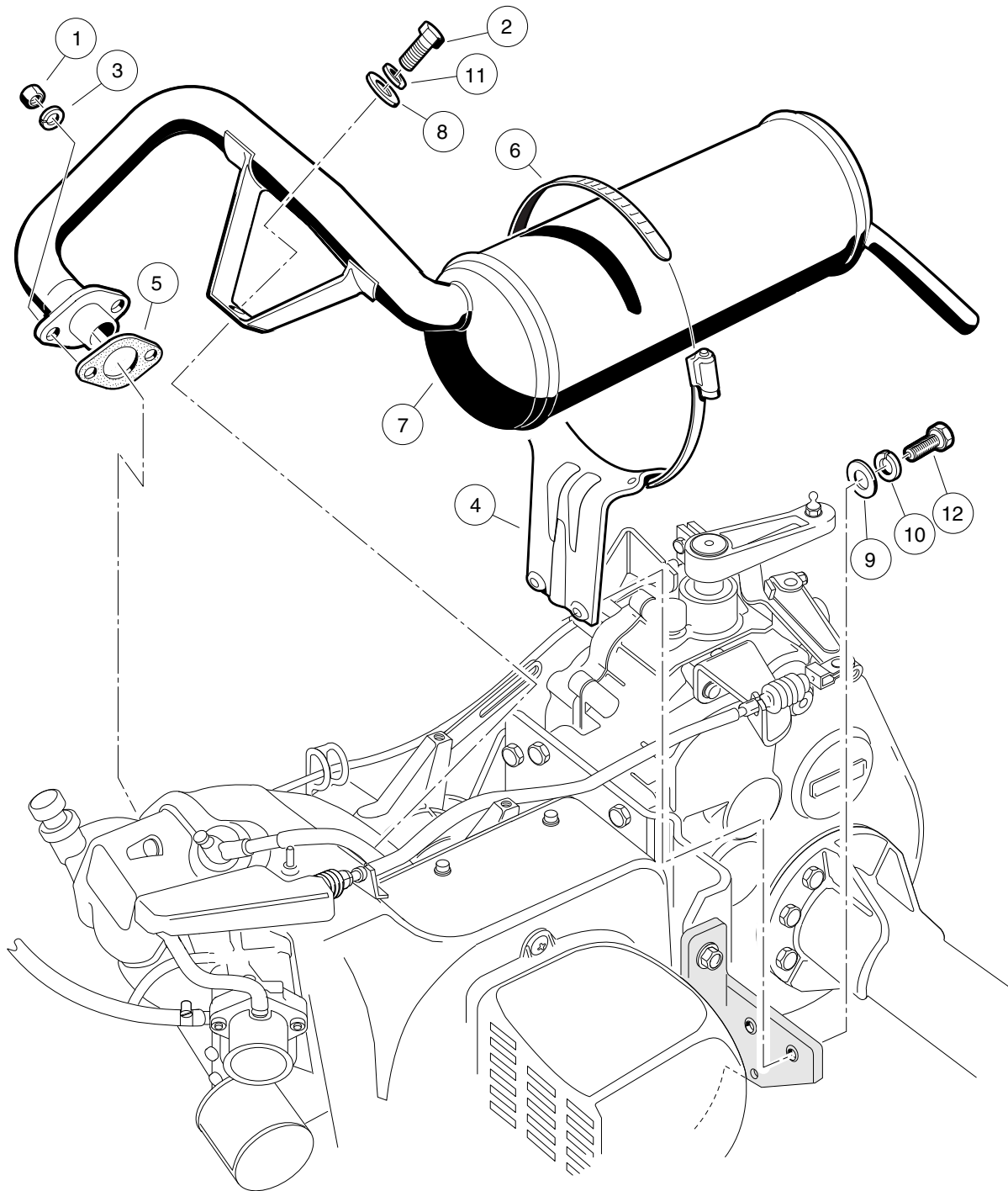
12

G

EXHAUST SYSTEM – FE350 ENGINE

13

G

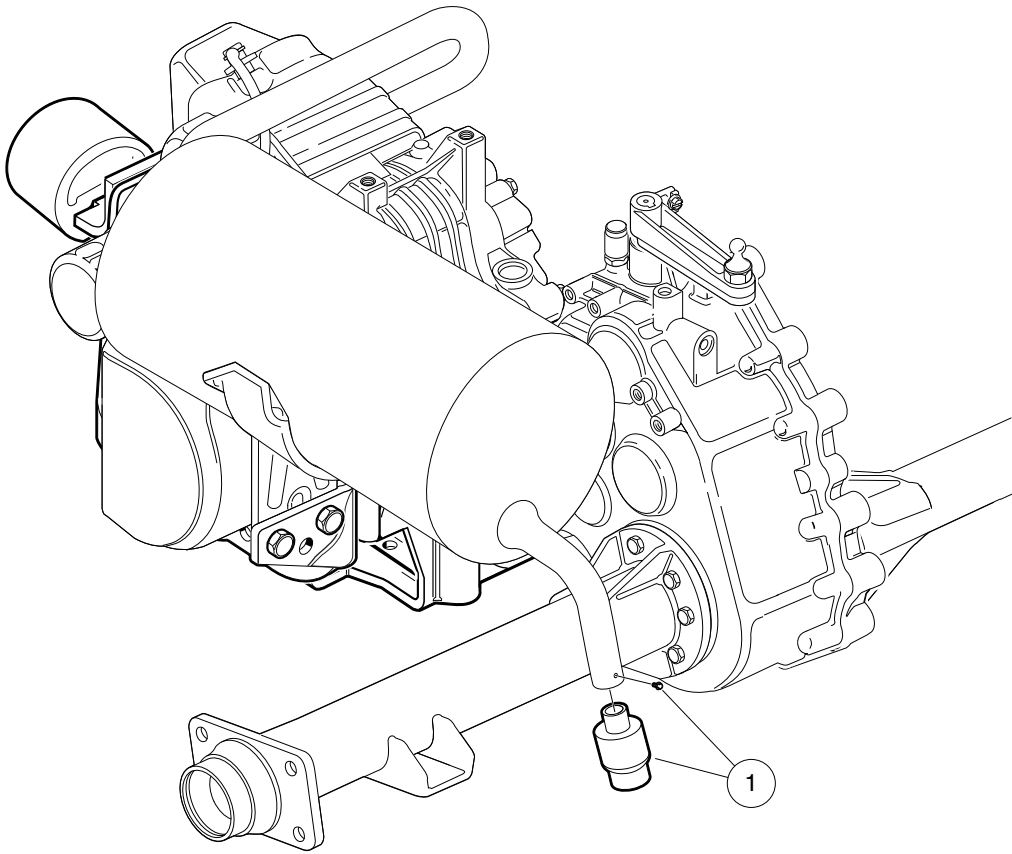


000209-001

EXHAUST SYSTEM – FE350 ENGINE

ITEM	PART NO.	DESCRIPTION	QTY
		1 2 3 4	
1	1012528	Nut, M8-1.25 Hex	2
2	1012830	Screw, M8-125 X 22 Hex-Head	1
3	1013734	Lockwasher, 8mm Split	2
4	1015814	Bracket, Muffler Mounting	1
5	1016904	Gasket, Exhaust	1
6	1017689	Clamp, 5" Muffler Hose	1
7	101859401	Exhaust System, FE350	1
8	1241	Washer, 5/16 Type A Flat	1
9	332	Washer, 1/4 Type A Narrow Flat	2
10	451	Lockwasher, 1/4 Split	2
11	7174	Lockwasher, 5/16 Split	1
12	7847	Screw, 1/4-20 X 0.75 Hex-Head Cap	2

13
G



APM-000119-001

SPARK ARRESTOR KIT

ITEM	PART NO.	DESCRIPTION	QTY
1	101629008	1 2 3 4 Spark Arrestor, 290/350	1

13
G

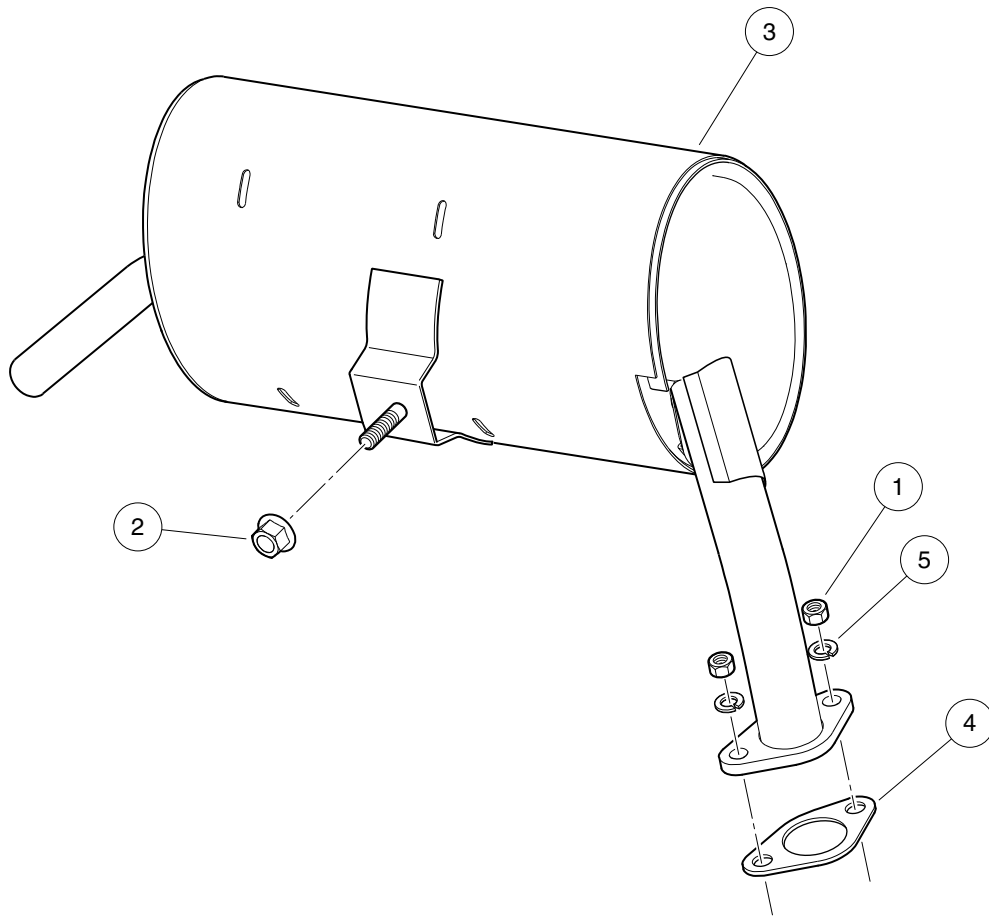
13

G

EXHAUST SYSTEM, UTILITY – EX40 ENGINE

14

G



000948-001

EXHAUST SYSTEM – UTILITY

ITEM	PART NO.	DESCRIPTION	QTY
		1 2 3 4	
1	1012528	Nut, M8-1.25 Hex	2
2	102617201	Nut, Flanged, M10 X 1.5, Mechanically Deformed	1
3	105214101	Exhaust, Low, Ex40, Utl	1
4	47539957001	Gasket, Exhaust, Ex40, Graphite	1
5	7174	Lockwasher, 5/16 Split	2

14

G

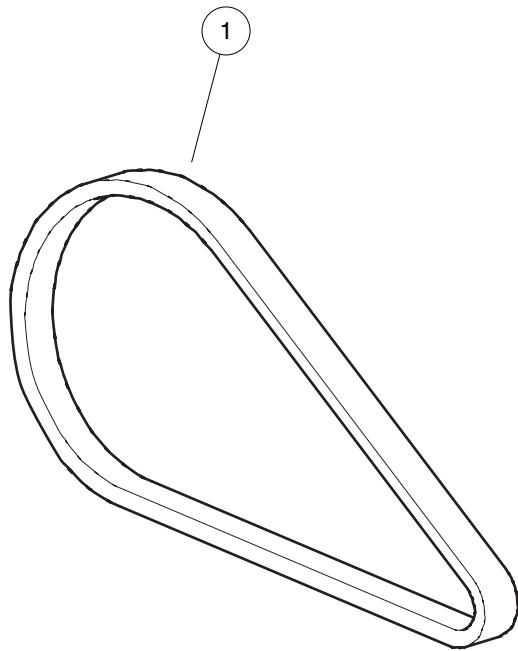
14

G

DRIVE BELT AND CLUTCHES – CARBURETED GASOLINE VEHICLES

15

G

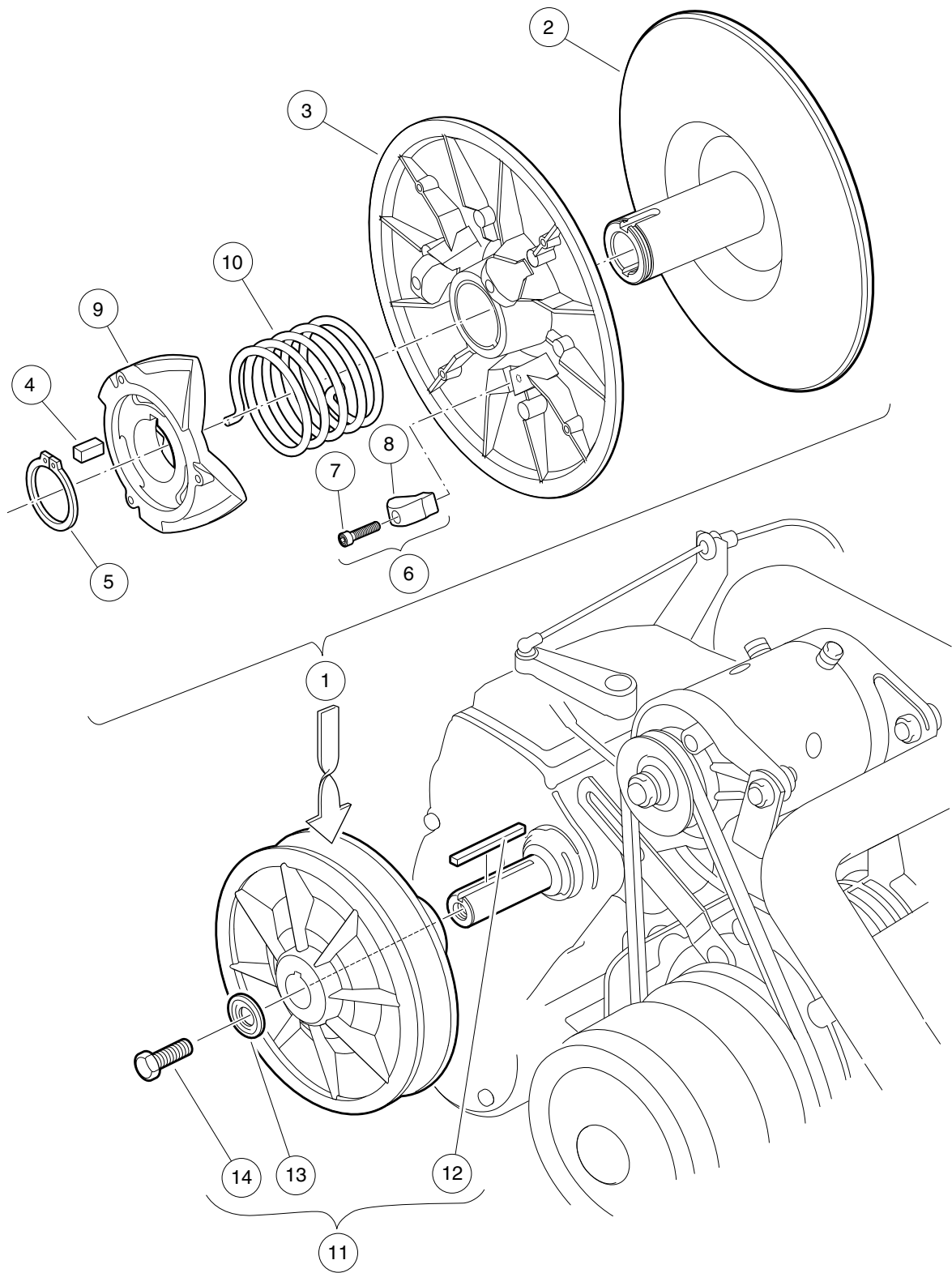


000918-001

DRIVE BELT

ITEM	PART NO.	DESCRIPTION	QTY
1	1017188	1 2 3 4 Belt, Drive (FE350)	1

15
G

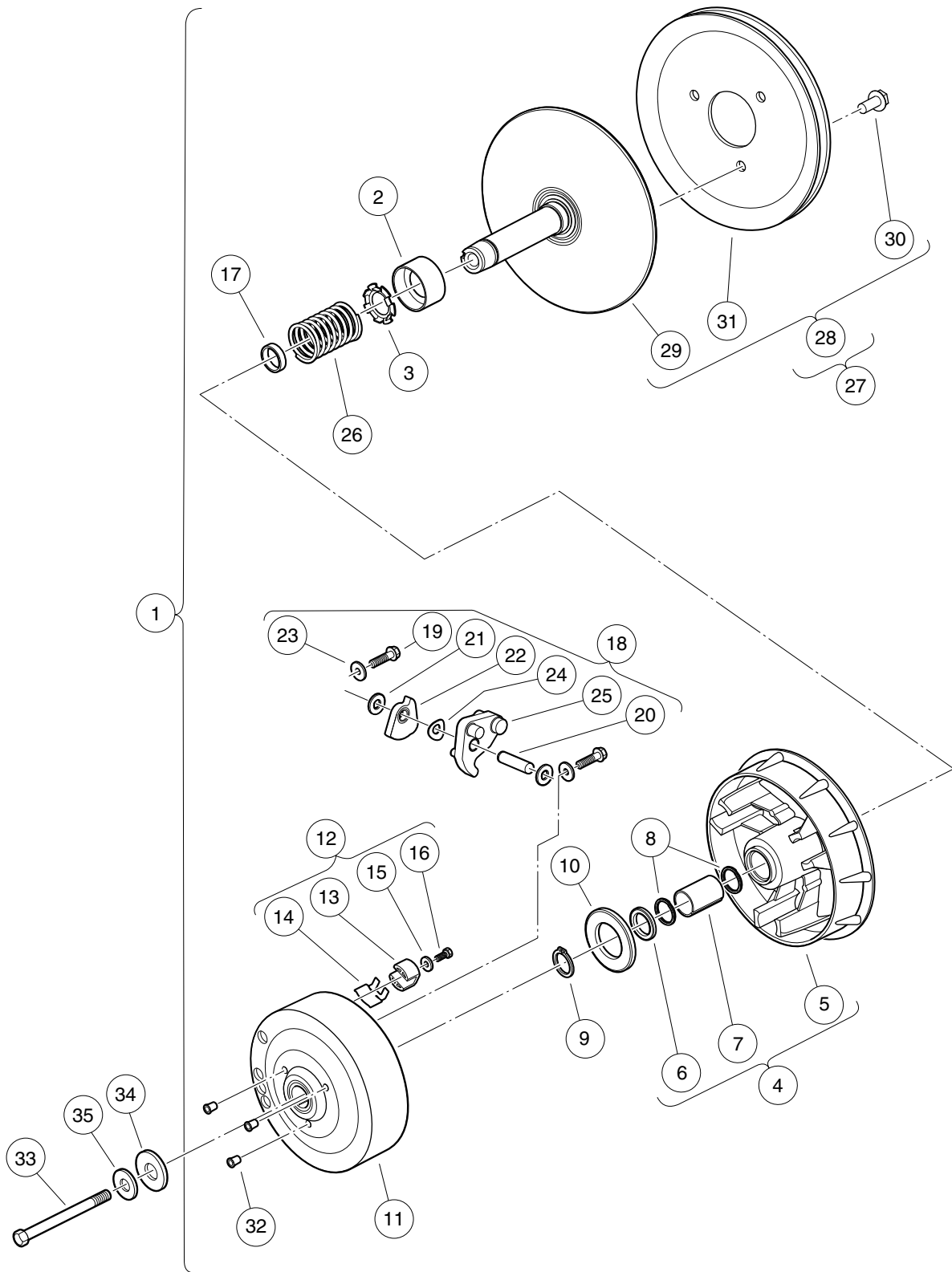


000219-001

DRIVEN CLUTCH

ITEM	PART NO.	DESCRIPTION	QTY
		1 2 3 4	
1	101834001	Assembly, Driven Clutch (includes items 2 through 10)	1
2	1014070	Fixed Face Assy, Driven Clutch	1
3	1014072	Movable-Face Assembly with Bushing	1
4	1014078	Key, Driven Clutch	1
5	1014080	Ring, Retaining	1
6	1014454	Kit, Driven Clutch Button (includes items 7 and 8)	1
7	1012836	Screw, #8-32 X 3/4, Socket-Head Cap	3
8	N/A	Button, Drive	3
9	1017686	Cam, Driven Clutch	1
10	101836201	Spring, Driven Clutch, Reversed	1
11	AM10419	Kit, Clutch Repair (includes items 12 through 14)	1
12	101833401	Key, 3/16 Sq X 1.50"	1
13	102155801	Washer, Driven Clutch	1
14	102242101	Screw, 5/16-18 X 3/4 Hex-Head with Patch	1

15
G



000217-007

DRIVE CLUTCH – CA 2 PLUS/VILL. 6 & 8/TPORTER/XRT850

ITEM	PART NO.	DESCRIPTION	QTY
		1 2 3 4	
1	101833904	Assembly, Drive Clutch (includes items 2 through 32)	1
2	1014049	Bearing, Idler	1
3	1014050	Retainer, Spring	1
4	1014052	Movable-Face Assembly (includes items 5 through 7)	1
5	N/A	Drive Clutch Movable Face	1
6	1014055	Retainer	1
7	N/A	Bushing, Split, Drive Clutch	1
8	1014056	Ring, Spiral Backup	2
9	1014057	Ring, 0.810" Internal Retaining	1
10	1014058	Thrust Washer	1
11	1014059	Drive Hub Assy, Drive Clutch	1
12	1014453	Kit, Drive Clutch Button (includes items 13 through 16)	1
13	1014062	Driver, Drive Clutch	3
14	1014287	Spring, Drive Button	3
15	183	Washer, #10, Type A, Flat	3
16	8450	Screw, #10-24 X 0.50, Hex-Head	3
17	1016289	Spacer, Fixed Face Shaft	1
18	1016801	Kit, Drive Clutch Weight (includes items 19 through 25)	1
19	1014063	Screw, 1/4-20 X 1.00, Hex Head	6
20	N/A	Pin, Dowel, 0.3752 x 1.50	3
21	1014065	Washer, Flat, 0.38" ID, Delrin	6
22	N/A	Clutch Weight, Secondary	3
23	N/A	Washer	6
24	1016201	Washer, Wave	3
25	N/A	Weight, Primary	3
26	1016901	Spring, Drive Clutch	1
27	101738302	Kit, Fixed Face - Drive (includes item 28)	1
28	101738301	Fixed Face Drive (includes items 29 through 31)	1
29	N/A	Fixed Face Assembly, Drive Clutch	1
30	1014288	Screw, 5/16-18 X 0.75, Thread-Forming	3
31	1016011	Pulley, Drive Clutch	1
32	N/A	Cap Plug	3
33	103345701	Screw 3/8-24x5.5 Hex Loc Ptch	1
34	334	Washer, 3/8, Type A, Flat	1
35	808	Washer, 3/8 Type B Flat	1

15

G

15

G

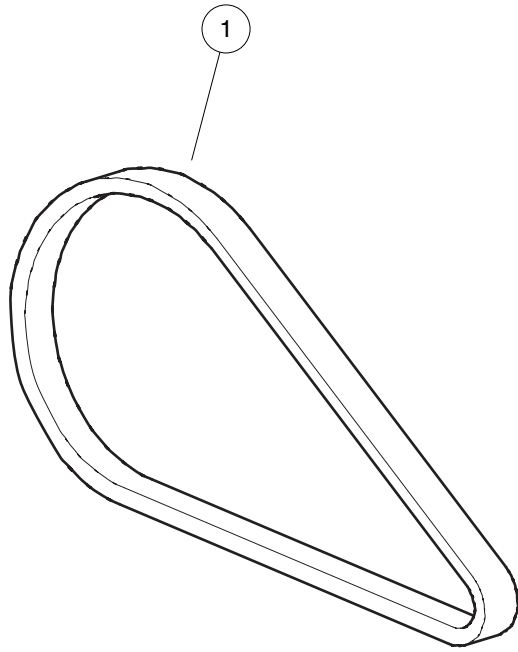
DRIVE BELT AND CLUTCHES -- EFI GASOLINE VEHICLES

16

G

16

G



000918-001

DRIVE BELT – KEY-START VEHICLES WITH EFI

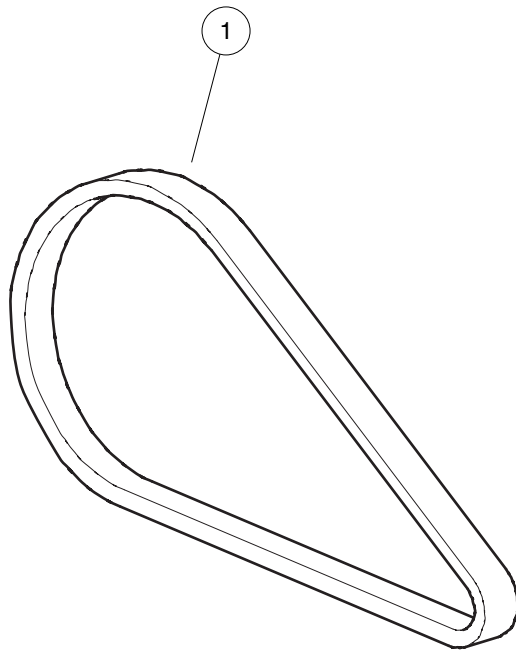
ITEM	PART NO.	DESCRIPTION	QTY
1	103974102	1 2 3 4 Belt, Drive, Key-Start	1

16

G

16

G



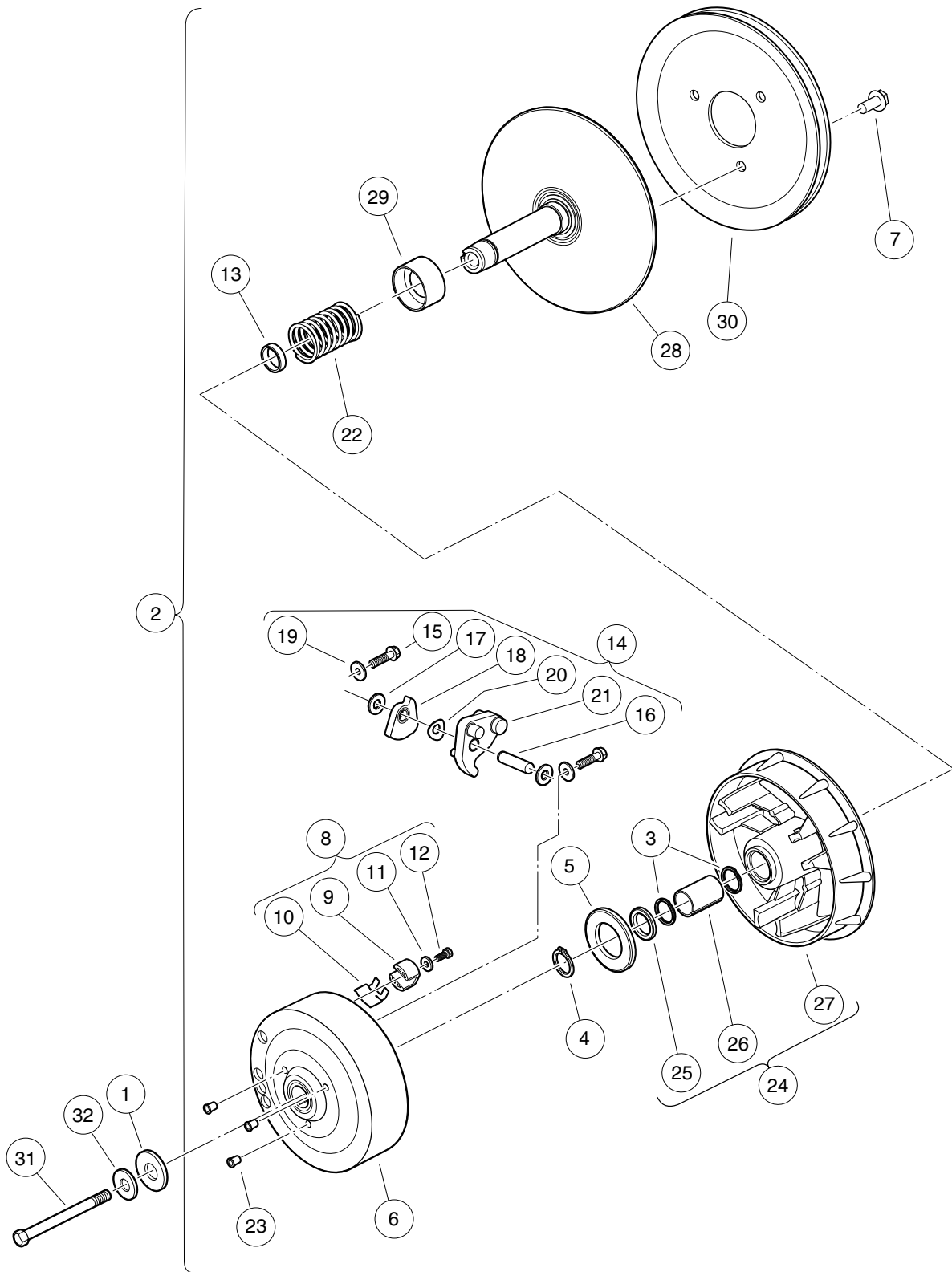
000918-001

DRIVE BELT – PEDAL-START VEHICLES WITH EFI

ITEM	PART NO.	DESCRIPTION	QTY
1	105245801	1 2 3 4 Belt, Drive, Pedal-Start	1

16

G



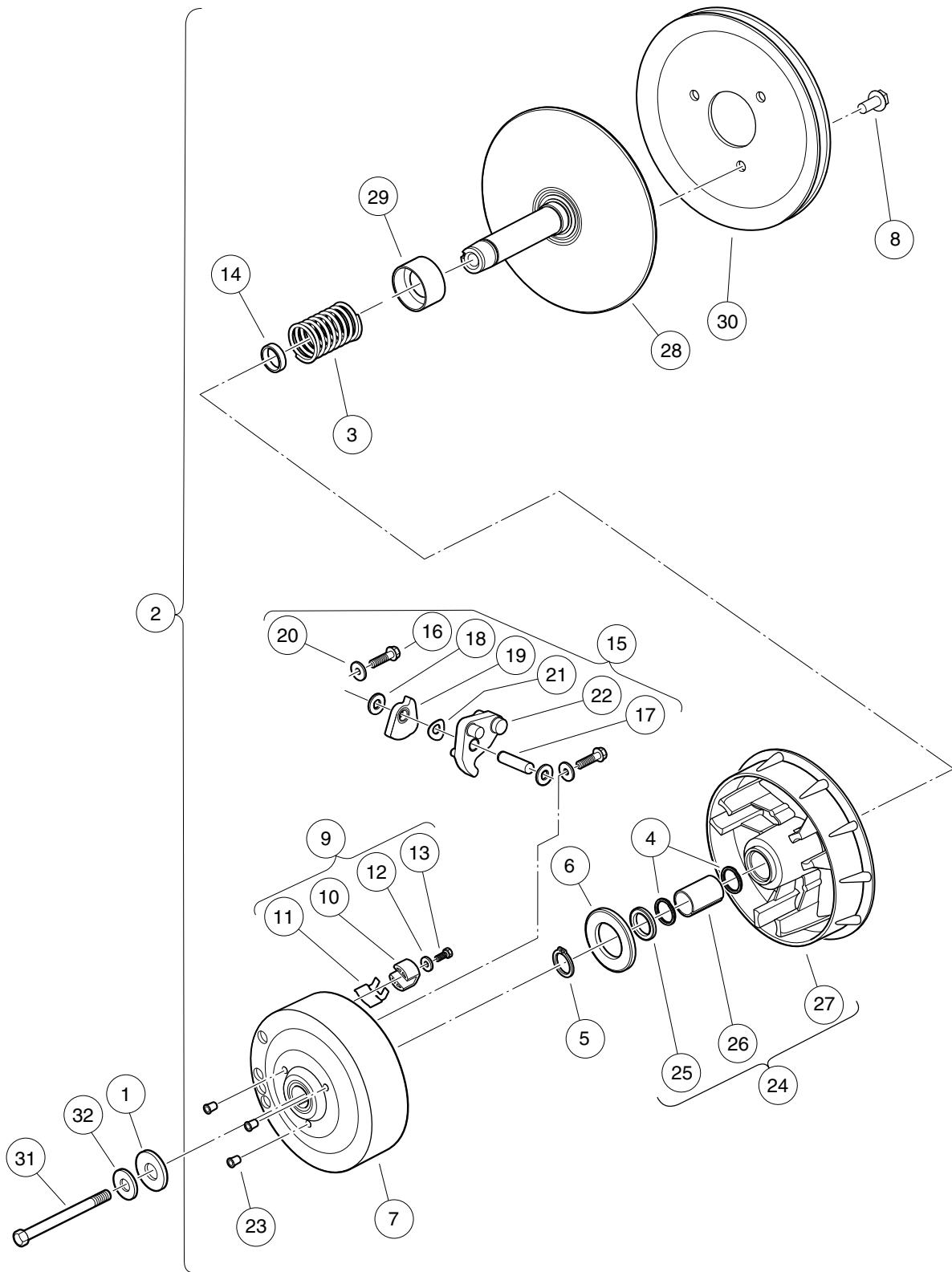
000958-002

DRIVE CLUTCH – KEY-START VEHICLES

ITEM	PART NO.	DESCRIPTION	QTY
		1 2 3 4	
1	102491501	Washer, Hard, M10	1
2	103973902	Clutch, Drive, Key-Start (includes items 3 through 30)	1
3	1014056	Ring, Spiral Backup	2
4	1014057	Ring, 0.810" Internal Retaining	1
5	1014058	Thrust Washer	1
6	1014059	Drive Hub Assy, Drive Clutch	1
7	1014288	Screw, 5/16-18 X 0.75, Thread-Forming	3
8	1014453	Kit, Drive Clutch Button (includes items 9 through 12)	1
9	1014062	Driver, Drive Clutch	3
10	1014287	Spring, Drive Button	3
11	183	Washer, #10, Type A, Flat	3
12	8450	Screw, #10-24 X 0.50, Hex-Head	3
13	1016289	Spacer, Fixed Face Shaft	1
14	1016801	Kit, Drive Clutch Weight (includes items 15 through 21)	1
15	1014063	Screw, 1/4-20 X 1.00, Hex Head	6
16	N/A	Pin, Dowel, 0.3752 x 1.50	3
17	1014065	Washer, Flat, 0.38" ID, Delrin	6
18	N/A	Clutch Weight, Secondary	3
19	N/A	Washer	6
20	1016201	Washer, Wave	3
21	N/A	Weight, Primary	3
22	1016901	Spring, Drive Clutch	1
23	N/A	Cap Plug	3
24	103974201	Asm, Sheave, Moveable, Drive, Wr (includes items 25 through 27)	1
25	1014055	Retainer	1
26	N/A	Bushing, Split, Drive Clutch	1
27	N/A	Sheave, Moveable, Drive, Wr	1
28	103974401	Sheave, Fixed, Drive, Wr	1
29	103984601	Spacer, Idler, Drive	1
30	105096101	Pulley, 7.3 Inch Effective Dia	1
31	103976101	Screw, 3/8-24x5.75, Patch	1
32	334	Washer, 3/8, Type A, Flat	1

16

G



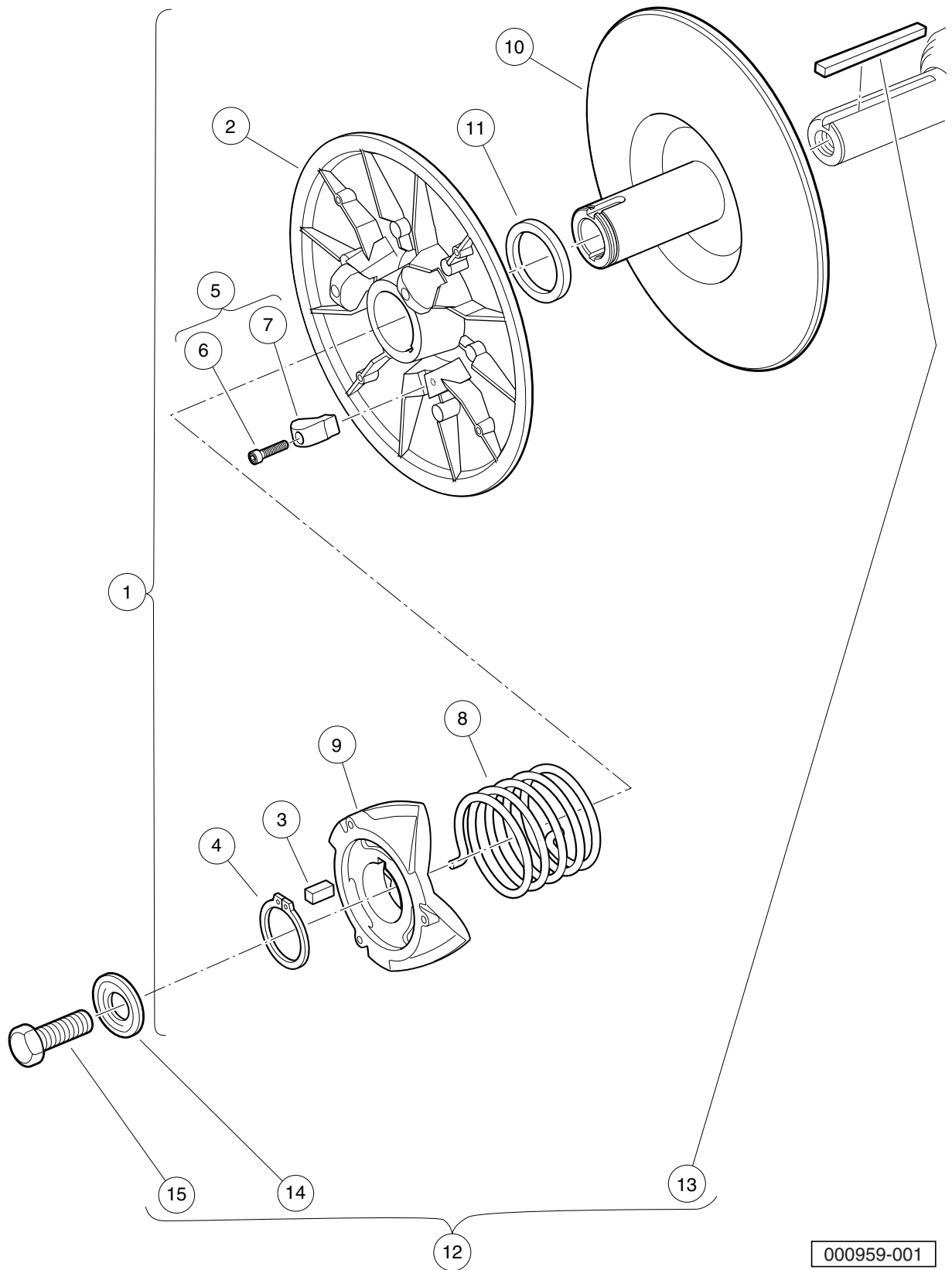
000958-001

DRIVE CLUTCH – PEDAL-START VEHICLES

ITEM	PART NO.	DESCRIPTION	QTY
		1 2 3 4	
1	102491501	Washer, Hard, M10	1
2	103973901	Clutch, Drive, Pedal-Start (includes items 3 through 30)	1
3	1014051	Spring, Drive Clutch	1
4	1014056	Ring, Spiral Backup	2
5	1014057	Ring, 0.810" Internal Retaining	1
6	1014058	Thrust Washer	1
7	1014059	Drive Hub Assy, Drive Clutch	1
8	1014288	Screw, 5/16-18 X 0.75, Thread-Forming	3
9	1014453	Kit, Drive Clutch Button (includes items 10 through 13)	1
10	1014062	Driver, Drive Clutch	3
11	1014287	Spring, Drive Button	3
12	183	Washer, #10, Type A, Flat	3
13	8450	Screw, #10-24 X 0.50, Hex-Head	3
14	1016289	Spacer, Fixed Face Shaft	1
15	1016801	Kit, Drive Clutch Weight (includes items 16 through 22)	1
16	1014063	Screw, 1/4-20 X 1.00, Hex Head	6
17	N/A	Pin, Dowel, 0.3752 x 1.50	3
18	1014065	Washer, Flat, 0.38" ID, Delrin	6
19	N/A	Clutch Weight, Secondary	3
20	N/A	Washer	6
21	1016201	Washer, Wave	3
22	N/A	Weight, Primary	3
23	N/A	Cap Plug	3
24	103974201	Asm, Sheave, Moveable, Drive, Wr (includes items 25 through 27)	1
25	1014055	Retainer	1
26	N/A	Bushing, Split, Drive Clutch	1
27	N/A	Sheave, Moveable, Drive, Wr	1
28	103974401	Sheave, Fixed, Drive, Wr	1
29	103984601	Spacer, Idler, Drive	1
30	105096101	Pulley, 7.3 Inch Effective Dia	1
31	103976101	Screw, 3/8-24x5.75, Patch	1
32	334	Washer, 3/8, Type A, Flat	1

16

G



000959-001

DRIVEN CLUTCH (STANDARD SPEED) – KEY START AND PEDAL START

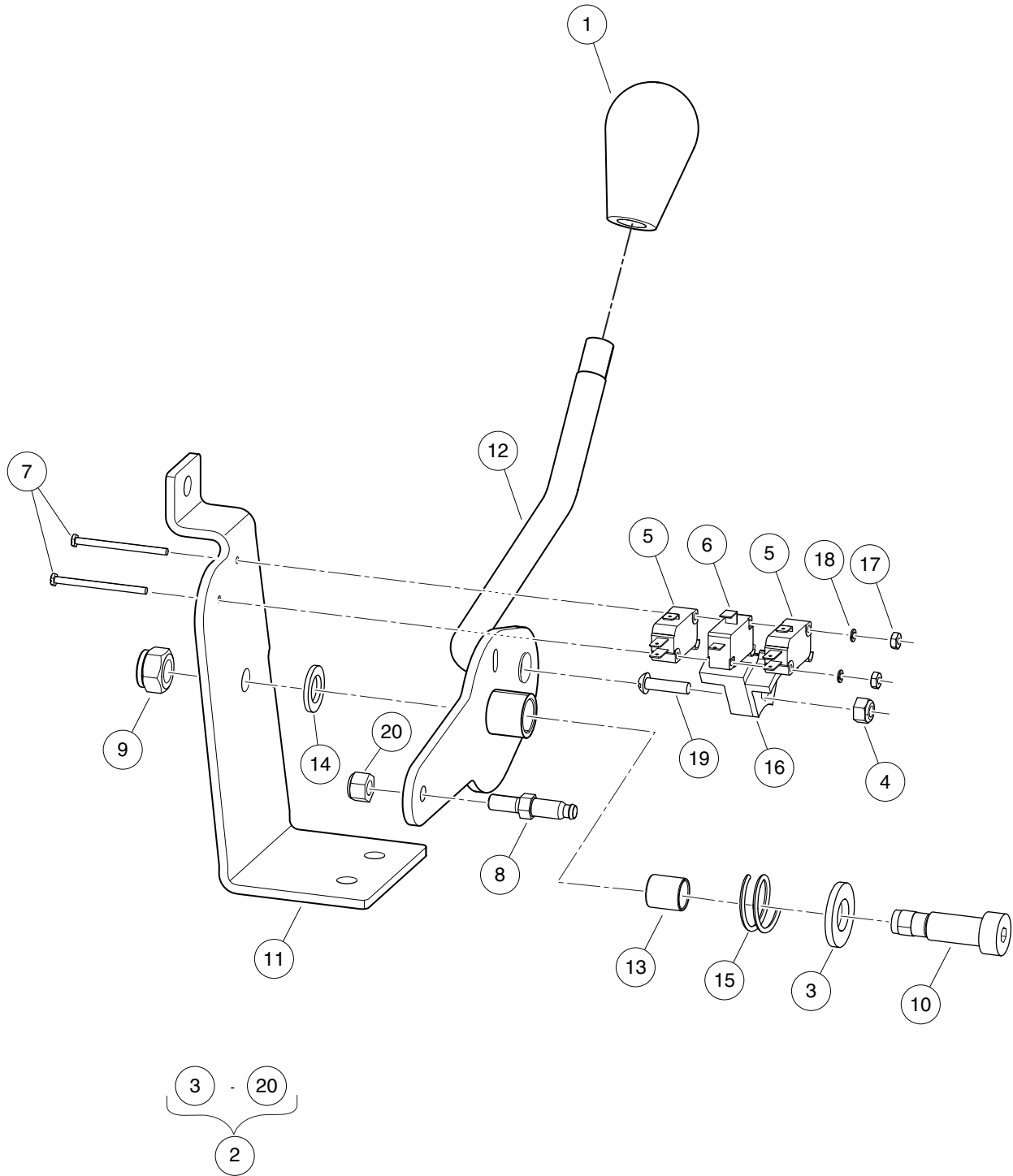
ITEM	PART NO.	DESCRIPTION	QTY
		1 2 3 4	
1	103974002	Clutch, Driven, Std-Speed, Key and Pedal Start (includes items 2 through 11)	1
2	1014072	Movable-Face Assembly with Bushing	1
3	1014078	Key, Driven Clutch	1
4	1014080	Ring, Retaining	1
5	1014454	Kit, Driven Clutch Button (includes items 6 and 7)	1
6	1012836	Screw, #8-32 X 3/4, Socket-Head Cap	3
7	N/A	Button, Drive	3
8	1017145	Spring, Driven Clutch, 55 Degree	1
9	1017686	Cam, Driven Clutch	1
10	103975301	Sheave, Fixed, Driven, Wr	1
11	104025101	Washer, Acetal, Driven Clutch	1
12	AM10419	Kit, Clutch Repair (includes items 13 through 15)	1
13	101833401	Key, 3/16 Sq X 1.50"	1
14	102155801	Washer, Driven Clutch	1
15	102242101	Screw, 5/16-18 X 3/4 Hex-Head with Patch	1

16
G

UNITIZED TRANSAXLE – CARBURETED GAS VEHICLES

17

G



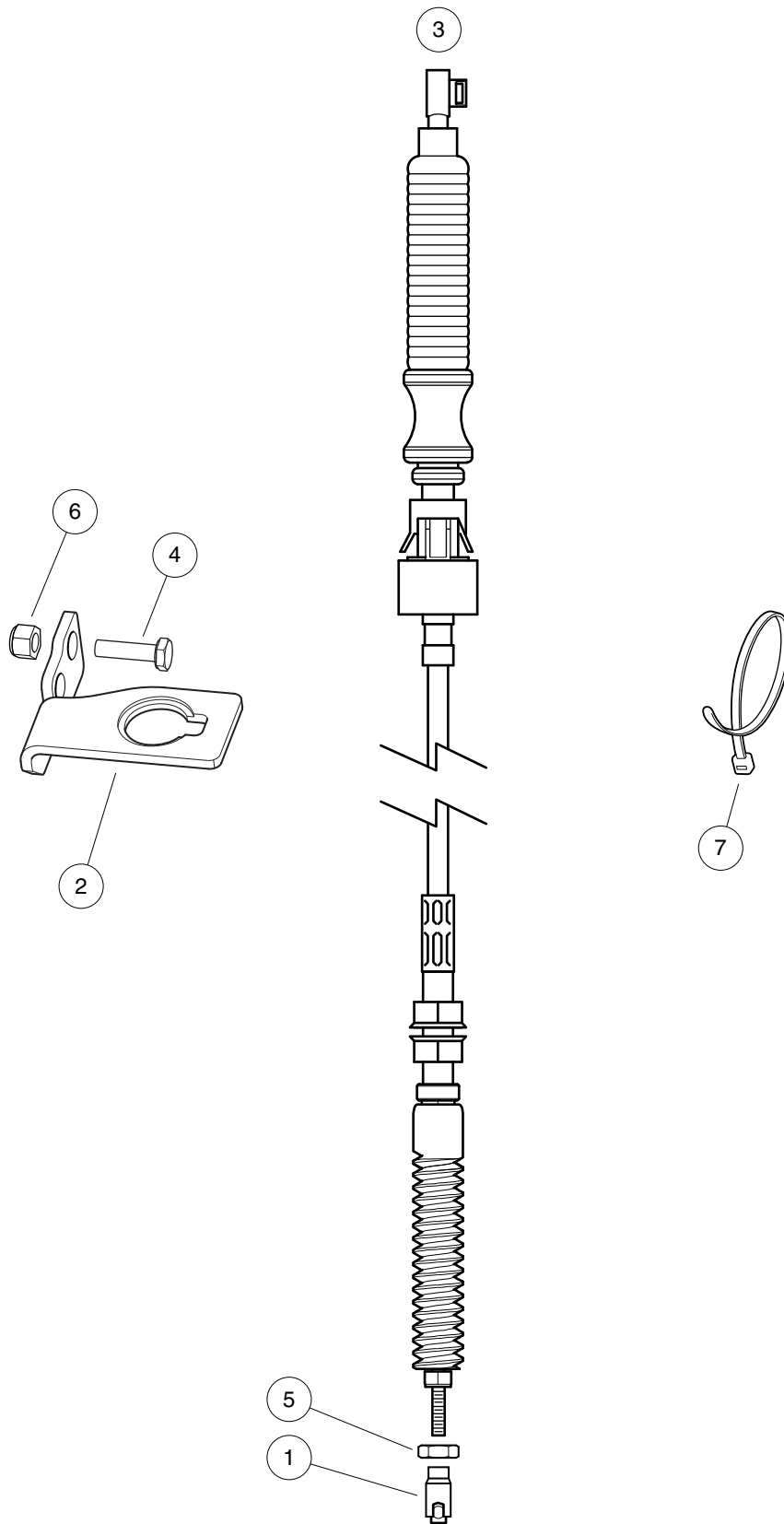
000563-001

FORWARD/REVERSE SHIFTER

ITEM	PART NO.	DESCRIPTION	QTY
		1 2 3 4	
1	102376001	Knob, FNR, Shifter	1
2	102969901	Asm, Shifter, FNR (includes items 3 through 20)	1
3	1010028	Washer, 1/2 Type A Flat	1
4	1013061	Locknut, #10-32 Nylon Insert	1
5	1014807	Switch, Limit	2
6	1014808	Switch, Limit	1
7	1015878	Screw, #4-40 Hex Head Machine	2
8	102526201	Stud, Thread, 1/4-28	1
9	102616701	Locknut, M10x1.5 Nylon Insert	1
10	102684602	Shoulder Bolt, M12 X 25.0	1
11	102969401	Bracket, Shifter, FNR	1
12	102969801	Weldment, Shift Lever, FNR	1
13	103173301	Bushing, Greaseless, 12mm Id	1
14	103177401	Washer, Thrust, Shifter, FNR	1
15	103192701	Spring, Comp, .97 Od X.75 L	1
16	103369501	Cam, Limit Switch, Fnr Shifter	1
17	8057	Nut, #4-40 Hex Machine	2
18	8058	Lockwasher, #4 Split	2
19	8104	Screw, #10-32 X .75 Rd Hd Mach	1
20	8717	Locknut, Nylon Insert, 1/4-28	1

17

G



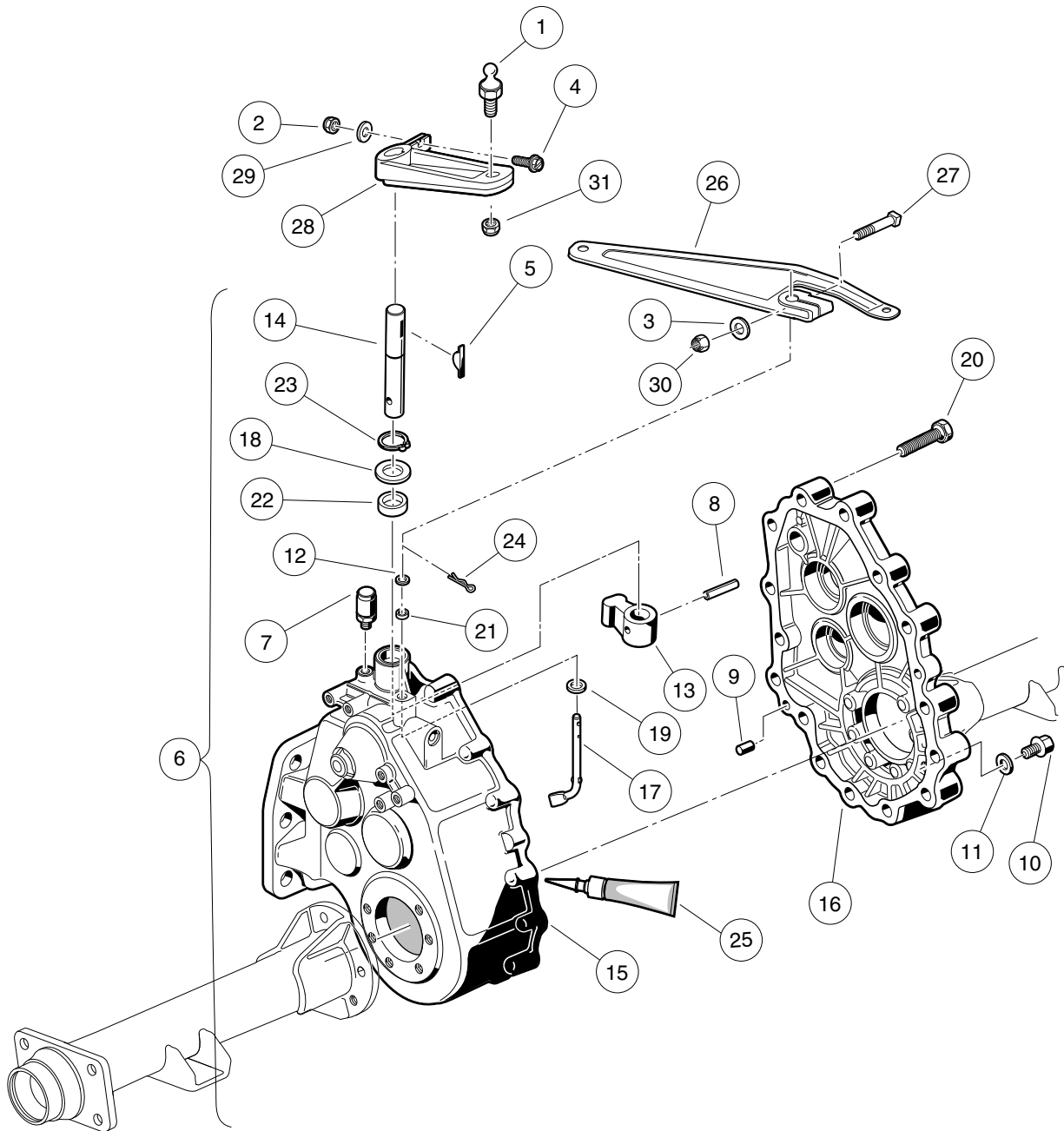
001071-001

SHIFTER CABLE – TURF/CARRYALL 1 AND XRT850

ITEM	PART NO.	DESCRIPTION	QTY
		1 2 3 4	
1	1012333	Joint, #10-32 Ball	1
2	103295101	Brkt, Spt, Cable End, Fnr	1
3	103295201	Cable, Trans, Ball End, 1550mm	1
4	304	Screw, 1/4-20 X 1.0 Hex-Head Cap	2
5	7893	Nut, #10-32 Hex	1
6	8233	Locknut, 1/4-20, Nylon Insert	2
7	8639	Tie Wrap, 11" Nylon	A/R

17

G



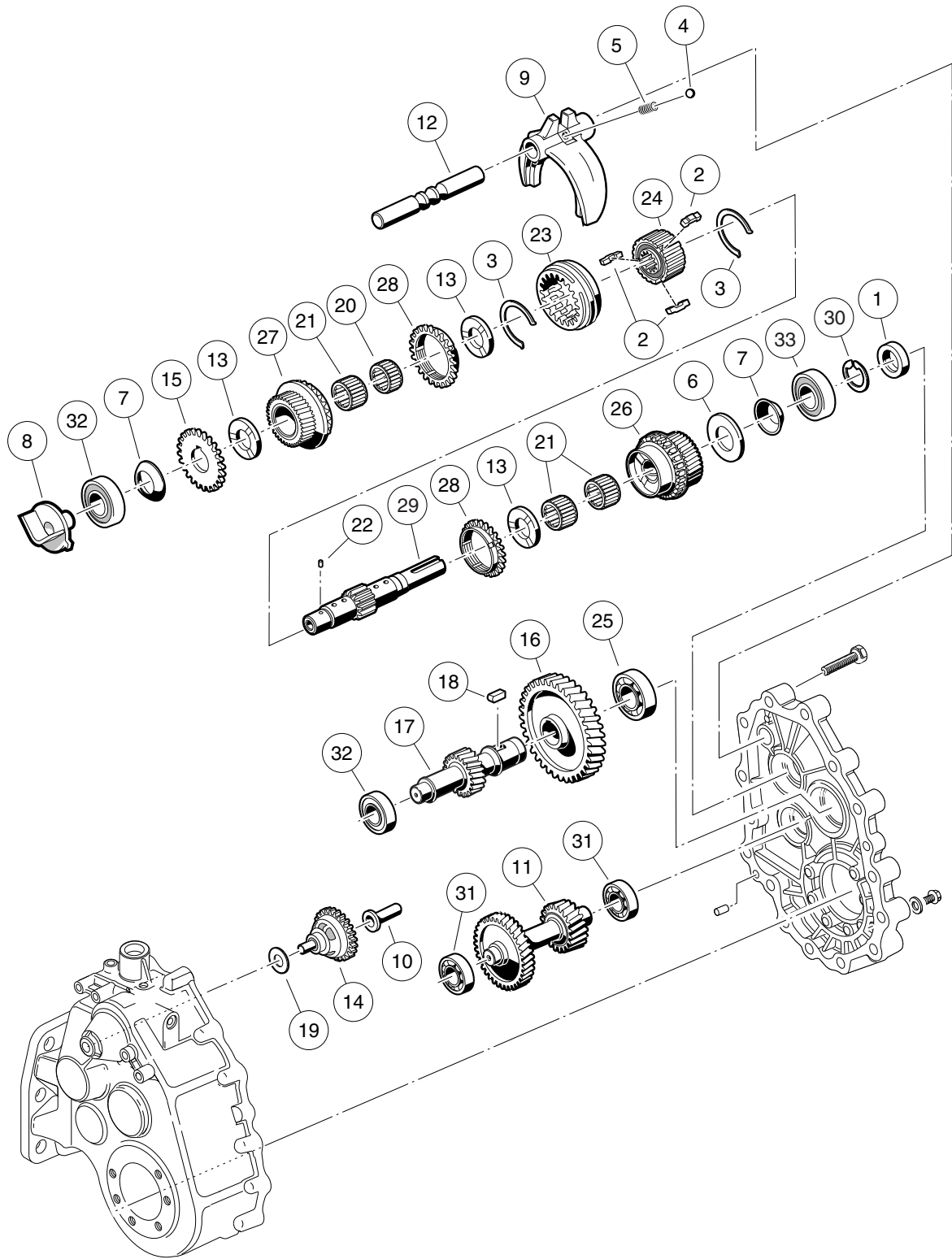
000220-005

KAWASAKI TRANSAXLE – GEAR CASES AND BRACKETS

ITEM	PART NO.	DESCRIPTION	QTY
		1 2 3 4	
1	1010954	Stud, Ball, 1/4-28 X 0.560	1
2	1013061	Locknut, #10-32 Nylon Insert	1
3	1014007	Washer, 1/4, Flat	1
4	1017082	Screw, #10-32 X 0.75, Hex-Head Machine	1
5	1017231	Key, Woodruff	1
6	101833601	Transaxle, 11.77 Ratio (includes items 7 through 25)	1
7	1012711	Breather	1
8	1012752	Roll Pin	1
9	1012896	Pin, Dowel	2
10	1013760	Fill Plug	2
11	1016432	Gasket, Drain Plug	1
12	1016513	Washer, M6 Flat	1
13	101890101	Lever, Drive Selector	1
14	101890201	Shaft, Drive Selector	1
15	101890501	Gear Case (driver side)	1
16	101890601	Gear Case (passenger side)	1
17	101891301	Arm Pivot	1
18	101892901	Washer	1
19	101893801	Washer	1
20	101926901	Screw, M8-1.25 X 40mm Hex-Head	15
21	101927101	Seal, Oil	1
22	101927201	Seal, Oil	1
23	101927301	Snap Ring	1
24	101928601	Pin, Cotter	1
25	101928701	Liquid Gasket (Transaxle case)	1
26	101834801	Arm, Governor	1
27	101886101	Screw, 1/4-20 X 1.00, Square-Head	1
28	102515401	Lever, Transmission Shift	1
29	183	Washer, #10, Type A, Flat	1
30	8233	Locknut, 1/4-20, Nylon Insert	1
31	8717	Locknut, Nylon Insert, 1/4-28	1
		<p>Note: Kawasaki transaxle component listings span three pages. To identify your transaxle, locate the serial number decal on the axle tube.</p>	

17

G



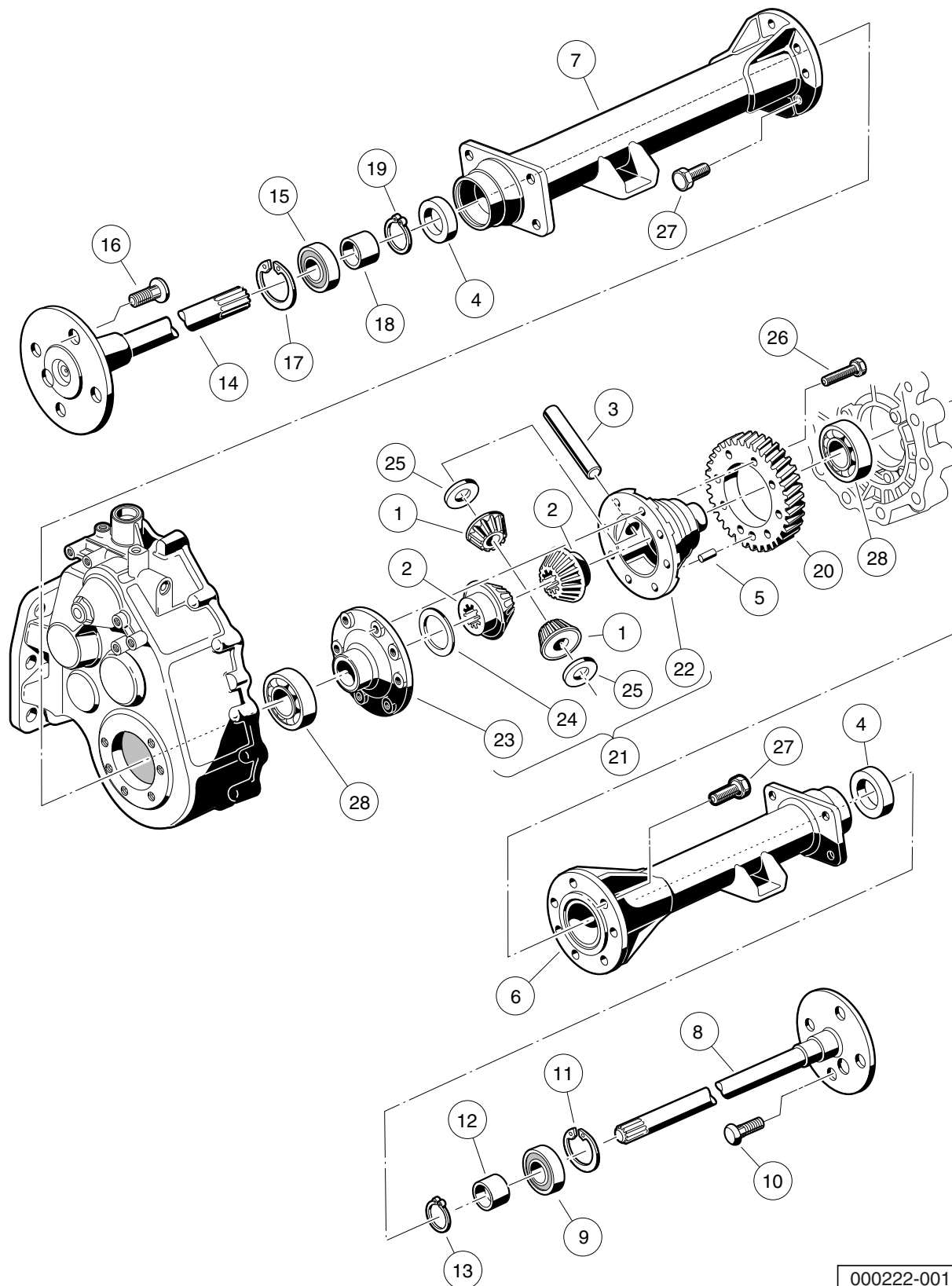
000221-001

KAWASAKI TRANSAXLE – F&R TRANSMISSION AND GEAR REDUCTION

17

G

ITEM	PART NO.	DESCRIPTION	QTY
		1 2 3 4	
1	1012714	Oil Seal	1
2	1012740	Synchro Insert	3
3	1012741	Synchro Spring	2
4	1012747	Shifter Ball	1
5	1012748	Shifter Spring	1
6	1016337	Washer, Thrust	1
7	1016338	Washer, Spring	2
8	101889401	Guide	1
9	101890001	Fork - Shift	1
10	101891601	Sleeve, Governor	1
11	101891901	Gear, Cluster	1
12	101892001	Rod, Shift	1
13	101892201	Plate, Thrust	3
14	101892301	Governor Assembly	1
15	101892401	Gear, Spur	1
16	101892501	Gear, Helical (61 Tooth)	1
17	101892601	Gear, Helical (17 Tooth)	1
18	101893201	Key Sunk	1
19	101893901	Washer	1
20	101927501	Needle Bearing	1
21	101927601	Needle Bearing	3
22	101927701	Pin, .116" Dia X 0.264 Dowel	1
23	101927901	Sleeve, Synchro	1
24	101928001	Hub, Synchro Clutch	1
25	101928101	Bearing, Ball	1
26	101980801	Gear Assembly, 16-Degree Synchro (25 Tooth)	1
27	101980901	Gear Assembly, 16-Degree Rear Synchro (28 Tooth)	1
28	101981001	Ring, 16-Degree Synchronizer	2
29	102453001	Shaft, Trans, with Circlip	1
30	102453101	Circlip	1
31	7335	Bearing	2
32	AM10080	Bearing, Ball, Sealed	2
33	AM10081	Bearing, Ball, Sealed	1
Note: To identify your transaxle, locate the serial number decal on the axle			



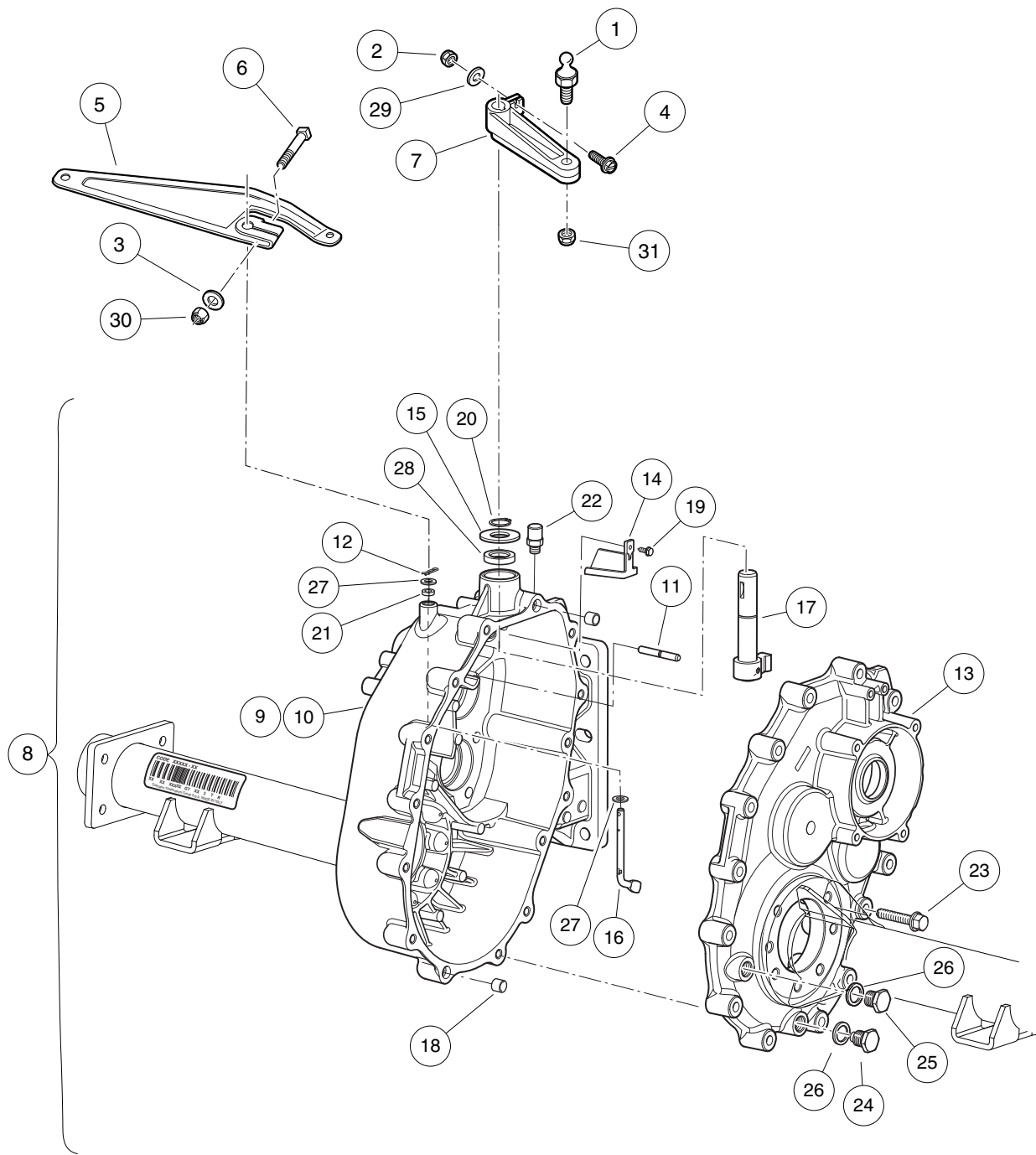
000222-001

KAWASAKI TRANSAXLE – DIFFERENTIAL AND AXLES

ITEM	PART NO.	DESCRIPTION	QTY
		1 2 3 4	
1	1013770	Differential Idler Gear	2
2	1013771	Gear, Differential	2
3	1013772	Pin, Differential	1
4	1013794	Axle Shaft Oil Seal	2
5	N/A	Dowel Pin	1
6	101890901	Axle Tube (Passenger Side)	1
7	101891001	Axle Tube (Driver Side)	1
8	101891401	Axle Assembly, Passenger Side (includes items 9 through 13)	1
9	1011291	Outer Axle, Tube Bearing	1
10	1013787	Lug Stud	4
11	1013792	Circlip Type C	1
12	1014207	Bushing	1
13	1016672	Retaining Ring	1
14	101891501	Axle Assembly, Driver-Side (includes items 15 through 19)	1
15	1011291	Outer Axle, Tube Bearing	1
16	1013787	Lug Stud	4
17	1013792	Circlip Type C	1
18	1014207	Bushing	1
19	1016672	Retaining Ring	1
20	101892701	Gear, Helical	1
21	101910501	Kit, Differential Gear Case (includes items 22 through 25)	1
22	1013768	Differential Gear Case, Left-Hand	1
23	1013769	Differential Gear Case, Right-Hand	1
24	1013773	Plate, Thrust (Differential Gear)	1
25	1013774	Plate, Thrust (Idler Gear)	2
26	101928301	Screw, M8-1.25 X 35mm Hex Head	8
27	102031901	Bolt, M10 X 1.5 X 30mm	14
28	7330	Inner Axle Tube Bearing	2
Note: To identify your transaxle, locate the serial number decal on the axle			

17

G



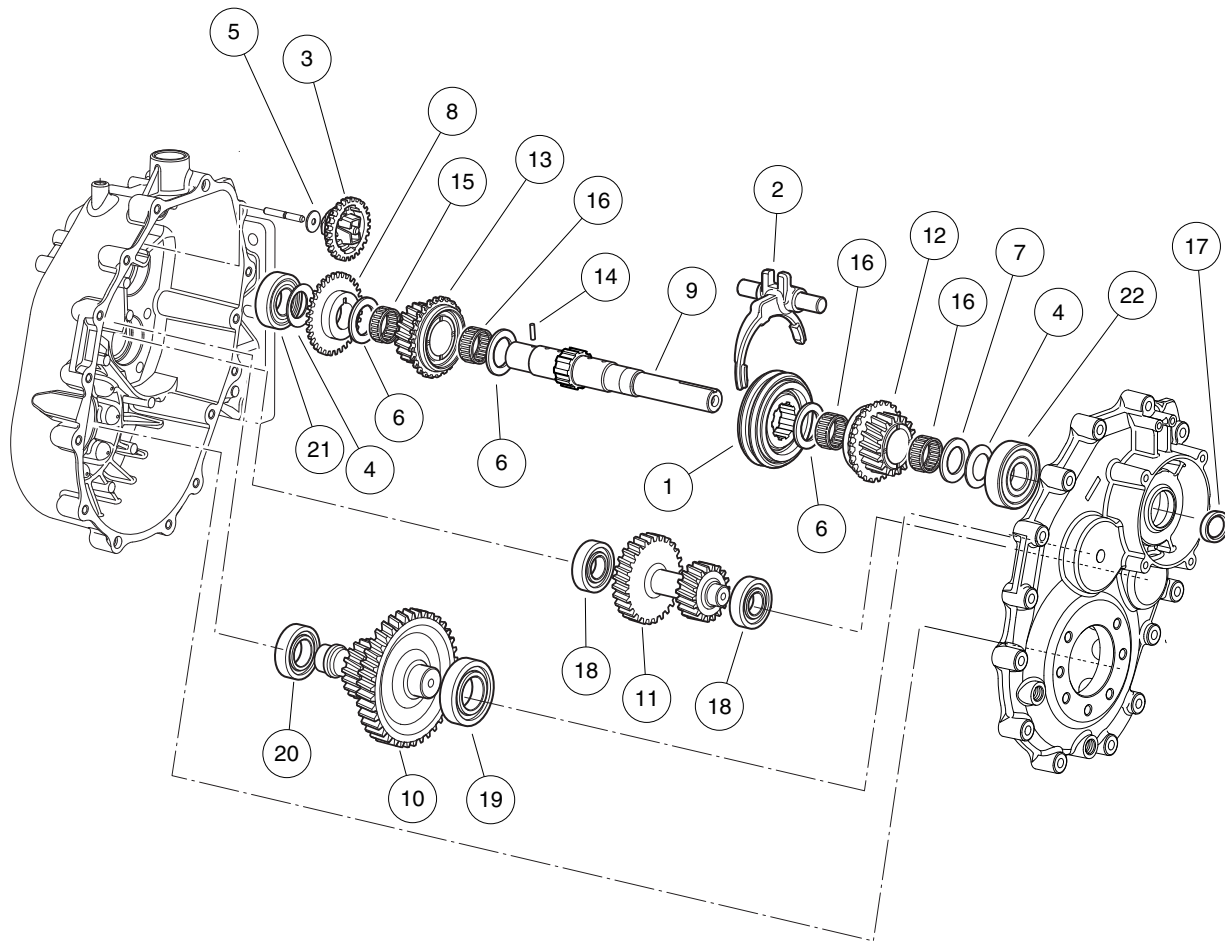
000680-009

GRAZIANO TRANSAXLE – GEAR CASES AND LEVERS

ITEM	PART NO.	DESCRIPTION	QTY
		1 2 3 4	
1	1010954	Stud, Ball, 1/4-28 X 0.560	1
2	1013061	Locknut, #10-32 Nylon Insert	1
3	1014007	Washer, 1/4, Flat	1
4	1017082	Screw, #10-32 X 0.75, Hex-Head Machine	1
5	101834801	Arm, Governor	1
6	101886101	Screw, 1/4-20 X 1.00, Square-Head	1
7	102515401	Lever, Transmission Shift	1
8	102896801	Transaxle, Unitized, Graziano (includes items 9 through 28)	1
9	102896901	Gear Box (Driver-Side) (includes items 10 and 11)	1
10	N/A	Gear Box	1
11	N/A	Pin, Speed Governor	1
12	102897401	Pin, Split	1
13	102897501	Cover, Gear Box (Passenger-Side)	1
14	102897601	Conveyor, Oil	1
15	102897801	Washer, Thrust	1
16	102897901	Lever, Speed Governor	1
17	102898201	Unit, Drive Selector	1
18	102899101	Dowel	2
19	102899201	Screw	1
20	102899401	Ring, Snap	1
21	102899701	Grommet	1
22	102899801	Breather	1
23	102900001	Screw	15
24	102900101	Drain Plug, Magnetic	1
25	102900201	Fill Plug	1
26	102900301	Seal	2
27	102900601	Washer	2
28	102900901	Grommet	1
29	183	Washer, #10, Type A, Flat	1
30	8233	Locknut, 1/4-20, Nylon Insert	1
31	8717	Locknut, Nylon Insert, 1/4-28	1
		<p>Note: Graziano transaxle component listings span three pages. To identify your transaxle, locate the serial number decal on the axle tube.</p>	

17

G



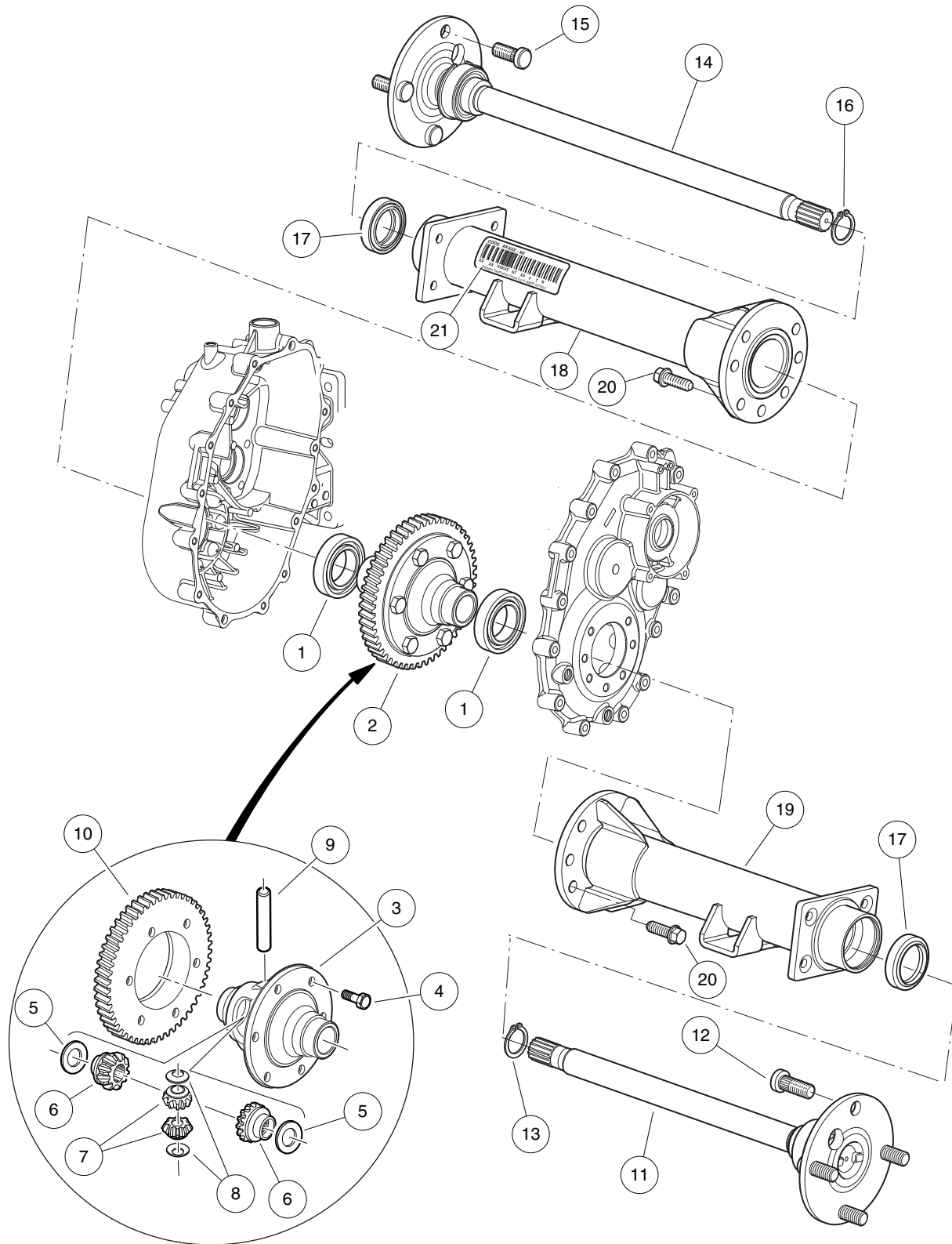
000680-006

GRAZIANO TRANSAXLE – F&R TRANSMISSION AND GEAR REDUCTION

17

G

ITEM	PART NO.	DESCRIPTION	QTY
		1 2 3 4	
1	102897201	Synchronizer, Complete	1
2	102897301	Fork, Complete	1
3	102897701	Assembly, Speed Governor	1
4	102898001	Washer, Belleville	2
5	102898101	Bearing, Thrust	1
6	102898301	Bearing, Thrust	3
7	102898401	Washer, Thrust	1
8	102898501	Gear, Speed Governor	1
9	102898601	Shaft, Main	1
10	102898701	Shaft, Secondary	1
11	102898801	Shaft, Reverse Gear	1
12	102898901	Gear, Complete, 25t	1
13	102899001	Gear, Complete, 28t	1
14	102899301	Pin	1
15	102899501	Cage, Roller	1
16	102899601	Cage, Roller	3
17	102899901	Grommet	1
18	102900401	Bearing	2
19	102900501	Bearing, 62 Od X 30 Id X 16	1
20	102900701	Bearing	1
21	102901001	Bearing	1
22	102901101	Bearing	1
<p style="text-align: center;">Note: To identify your transaxle, locate the serial number decal on the axle tube.</p>			



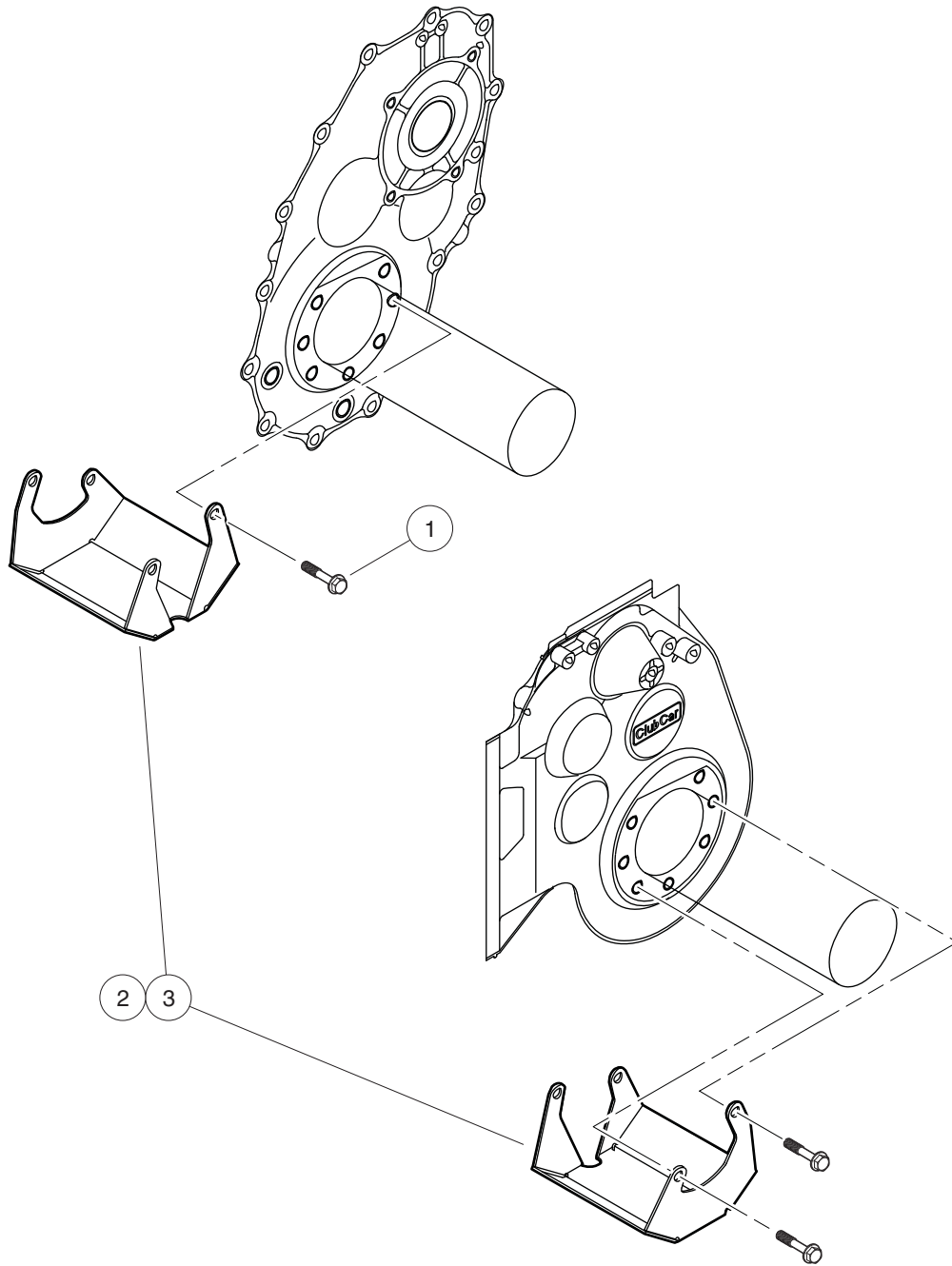
000681-002

GRAZIANO TRANSAXLE -DIFFERENTIAL AND AXLES

ITEM	PART NO.	DESCRIPTION	QTY
		1 2 3 4	
1	102900801	Bearing, 68 Od X 40 Id X 15	2
2	102902001	Assembly, Differential (includes items 3 through 10)	1
3	102901201	Box, Differential	1
4	102901301	Screw, M10 X 25	6
5	102901401	Ring, Sleeve	2
6	102901501	Gear, Sun	2
7	102901601	Gear, Planetary	2
8	102901701	Ring, Sleeve	2
9	102901801	Pin	1
10	102901901	Gear	1
11	102902101	Shaft, Axle, Short, Complete (Passenger-Side) (includes items 12 and 13)	1
12	102902301	Bolt, Stud	4
13	102902401	Snap Ring	1
14	102902201	Shaft, Axle, Long, Complete (Driver-Side) (includes items 15 and 16)	1
15	102902301	Bolt, Stud	4
16	102902401	Snap Ring	1
17	102902501	Seal, Lip	2
18	102902601	Axle Tube, (Driver-Side)	1
19	102902701	Axle Tube, (Passenger-Side)	1
20	102902801	Screw, M10 X 30	14
21	N/A	Tag, Serial	1
<p style="margin-left: 40px;">Note: To identify your transaxle, locate the serial number decal on the axle tube.</p>			

17

G



000366-001

DIFFERENTIAL GUARD – GASOLINE VEHICLE

ITEM	PART NO.	DESCRIPTION	QTY
		1 2 3 4	
1	101926901	Screw, M8-1.25 X 40mm Hex-Head	4
2	101932902	Diff Guard Unitized Kit (Includes Instructions) (includes item 3)	1
3	N/A	Guard, Unitized Differential	1

17

G

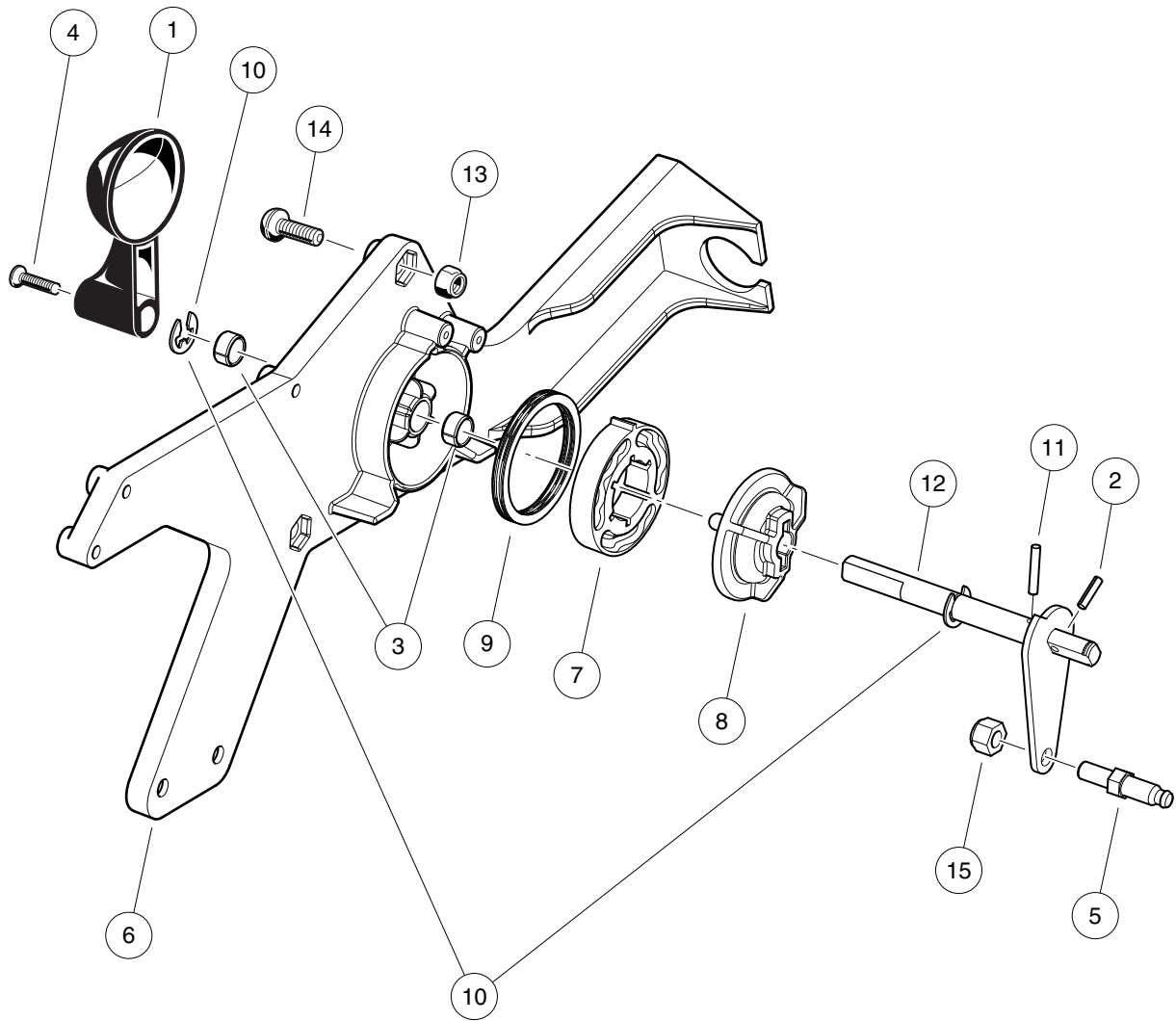
17

G

TRANSAXLE (FUJI ED65)- EFI GAS VEHICLES

18

G



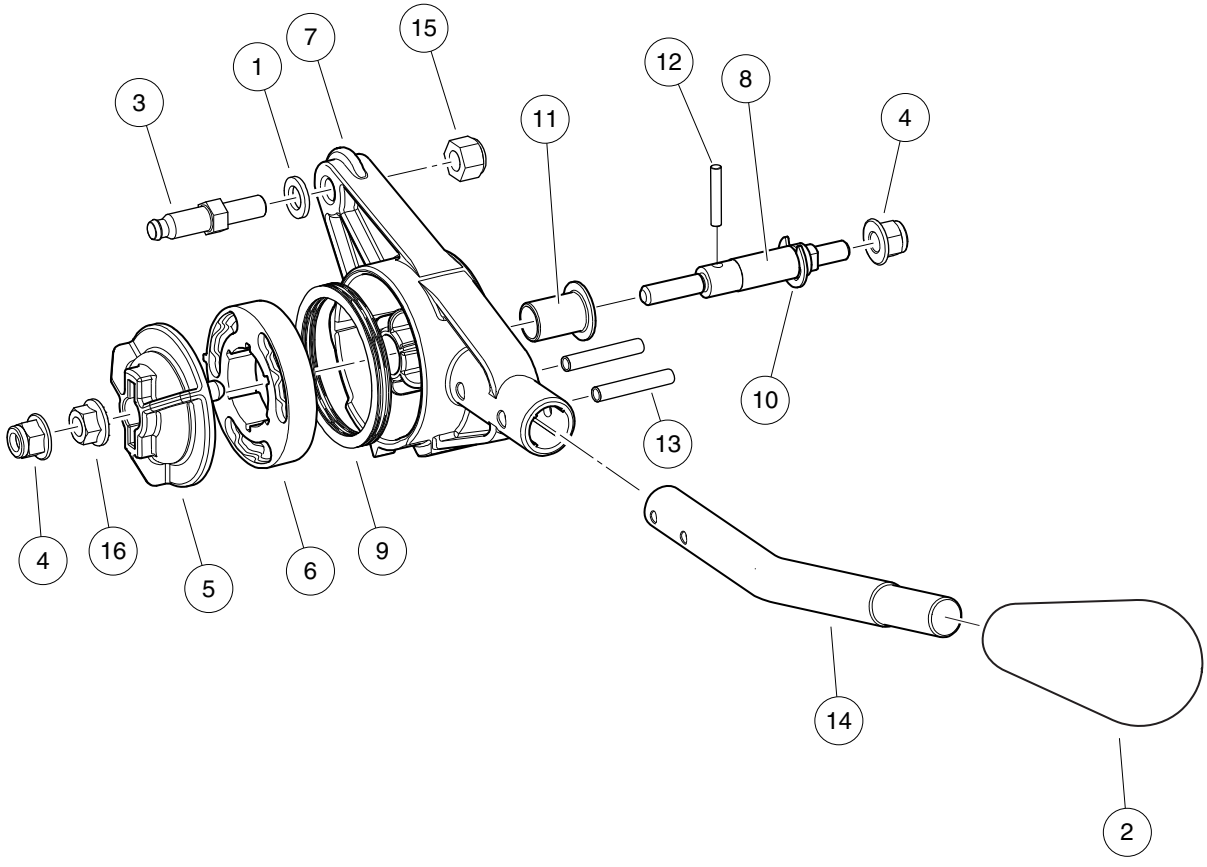
001012-001

FORWARD/REVERSE SHIFTER – EFI, CA100-CE, XRT800

ITEM	PART NO.	DESCRIPTION	QTY
		1 2 3 4	
1	1012987	Handle, FNR	1
2	1013591	Pin, Roll, 1/8 X 1/2	1
3	1014145	Bushing, Secondary Weight, Split	2
4	1015064	Screw, #8-32 X 0.63 Machine	1
5	102526201	Stud, Thread, 1/4-28	1
6	105037501	Housing, Gas FNR Body Shift	1
7	105037601	Cam, FNR Detent, 45 Degree	1
8	105037701	Follower, FNR Detent	1
9	105038501	Spring, Wave, Gas FNR Shifter	1
10	105039801	E-Clip, External, 8mm Groove	2
11	105040401	Pin, Round, 0.125 Dia x 0.625	1
12	105041201	Weldment, Shaft, FNR, Dash	1
13	8233	Locknut, 1/4-20, Nylon Insert	3
14	8248	Screw, 1/4-20 X 0.75, Truss-Head Machine	3
15	8717	Locknut, Nylon Insert, 1/4-28	1

18

G

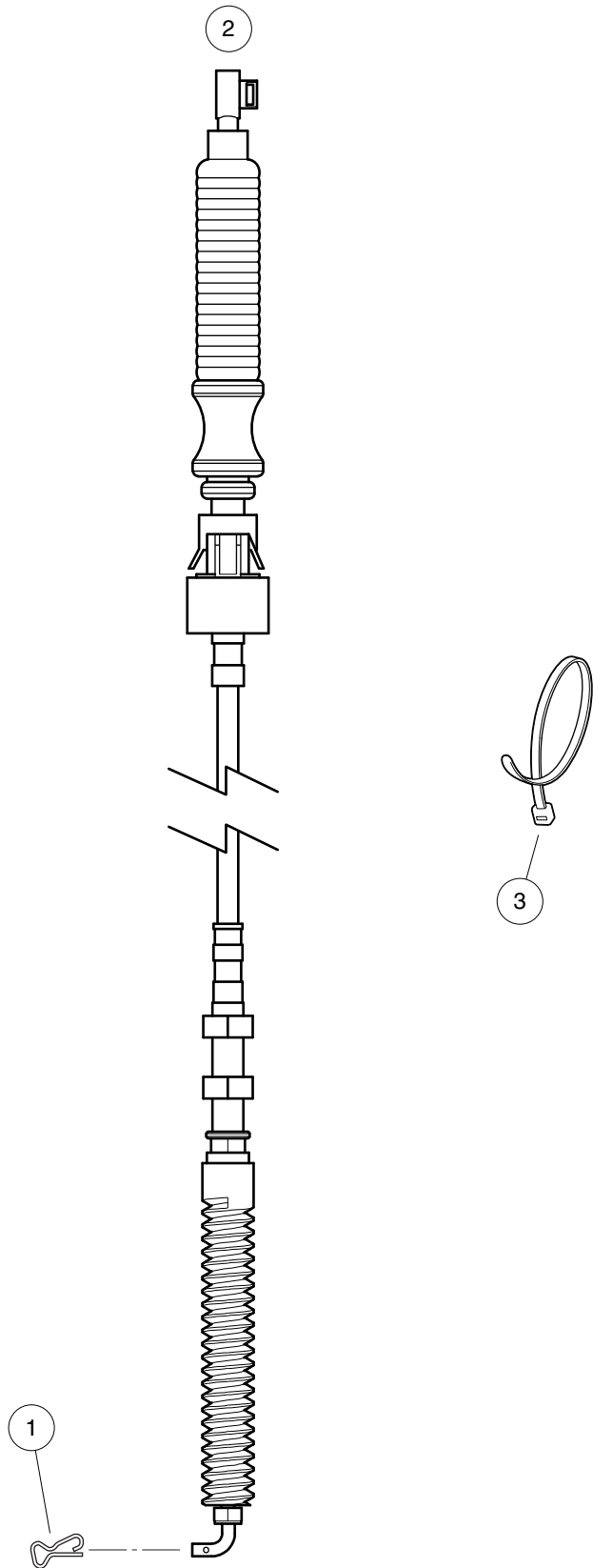


001011-001

FORWARD/REVERSE SHIFTER – EFI VILLAGER 6, 8, 850, 850SE

ITEM	PART NO.	DESCRIPTION	QTY
		1 2 3 4	
1	1014007	Washer, 1/4, Flat	1
2	102376001	Knob, FNR, Shifter	1
3	102526201	Stud, Thread, 1/4-28	1
4	102621501	Nut, Flange, M6 X 1.0, Nylon	2
5	105037701	Follower, FNR Detent	1
6	105038001	Cam, FNR Detent, Alternate	1
7	105038101	Housing, FNR, Gas, CA300-700	1
8	105038201	Shaft, FNR, Dash	1
9	105038501	Spring, Wave, Gas FNR Shifter	1
10	105039801	E-Clip, External, 8mm Groove	1
11	105039901	Bushing, Dash Shifter, Gas	1
12	105040401	Pin, Round, 0.125 Dia x 0.625	1
13	105040402	Pin, Grooved, 0.187 x 0.75	2
14	105060601	Handle, Shift, EX40, Villager	1
15	8717	Locknut, Nylon Insert, 1/4-28	1
16	96704176	Nut, Flanged, M6 X 1, Serrated	1

18
G

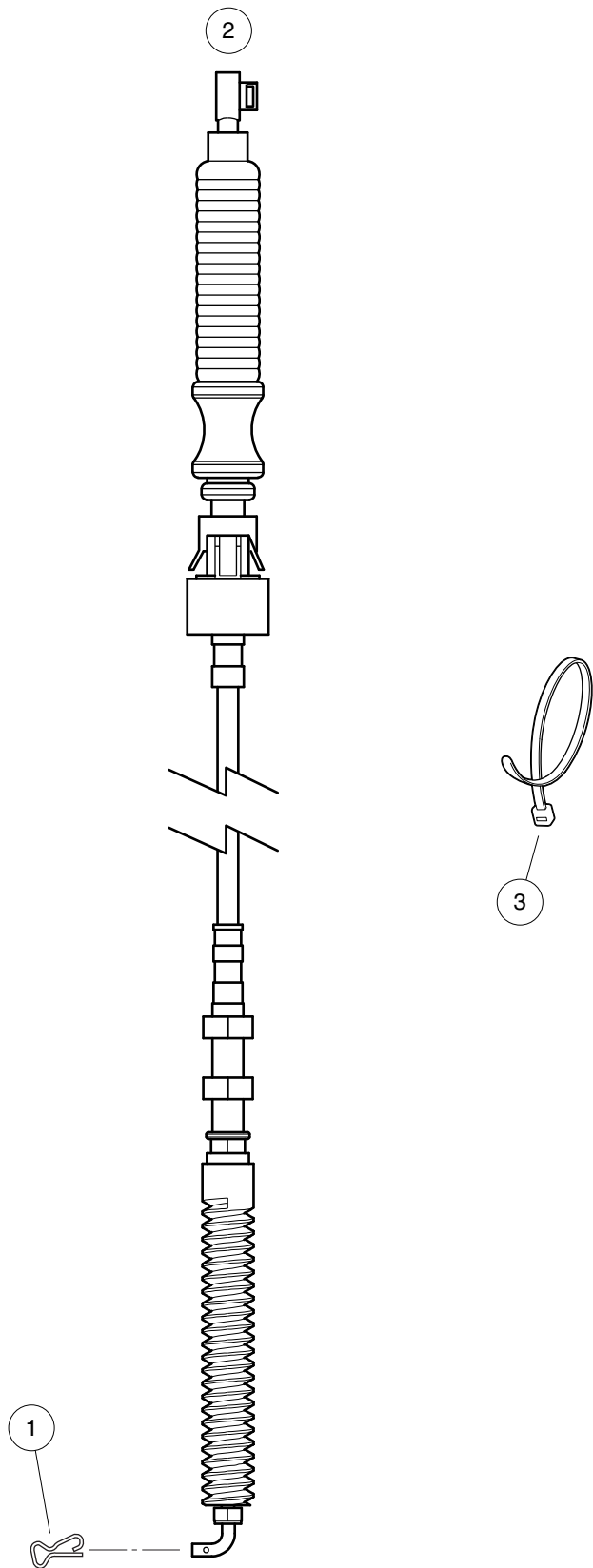


000988-001

SHIFTER CABLE – XRT 850

ITEM	PART NO.	DESCRIPTION	QTY
1	103886601	1 2 3 4 Clip, Bowtie	1
2	105038808	Cable, Shifter, 850	1
3	8990	Tie Wrap, 8" Nylon	A/R

18
G



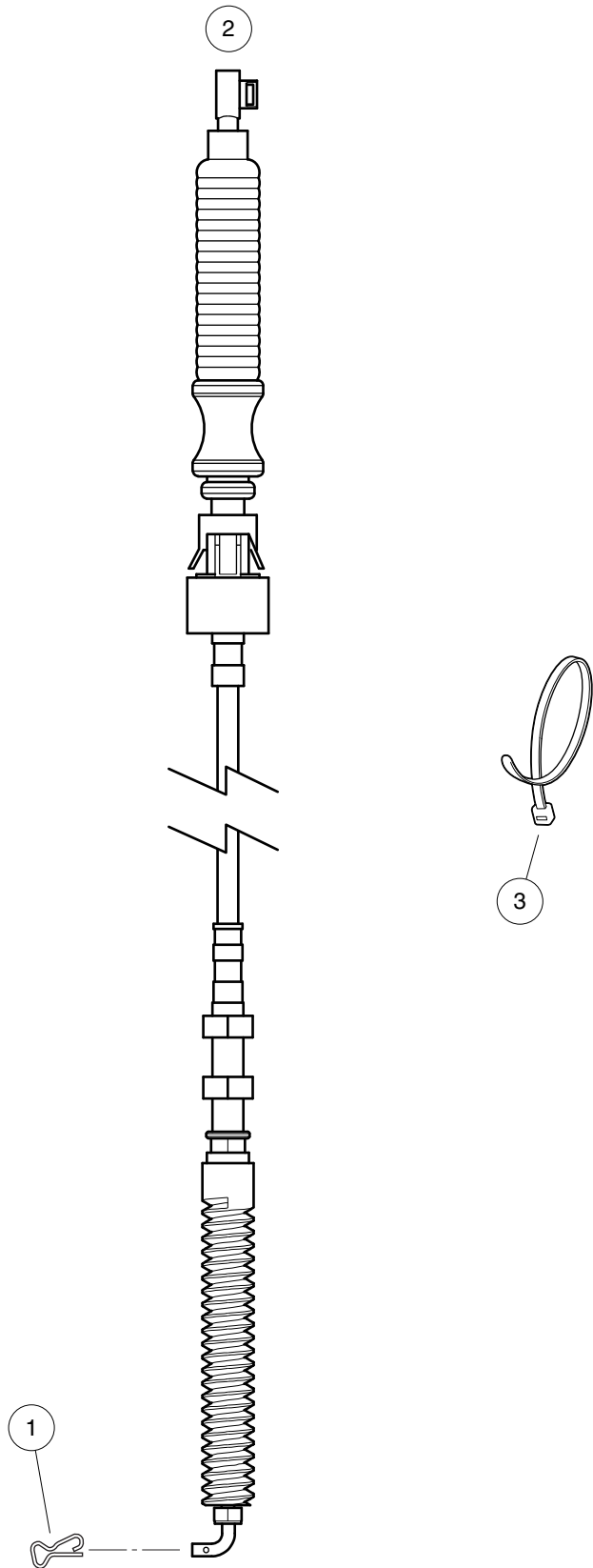
000988-001

SHIFTER CABLE – CA100, XRT800

ITEM	PART NO.	DESCRIPTION	QTY
		1 2 3 4	
1	103886601	Clip, Bowtie	1
2	105038801	Cable, Shifter	1
3	8990	Tie Wrap, 8" Nylon	A/R

18

G



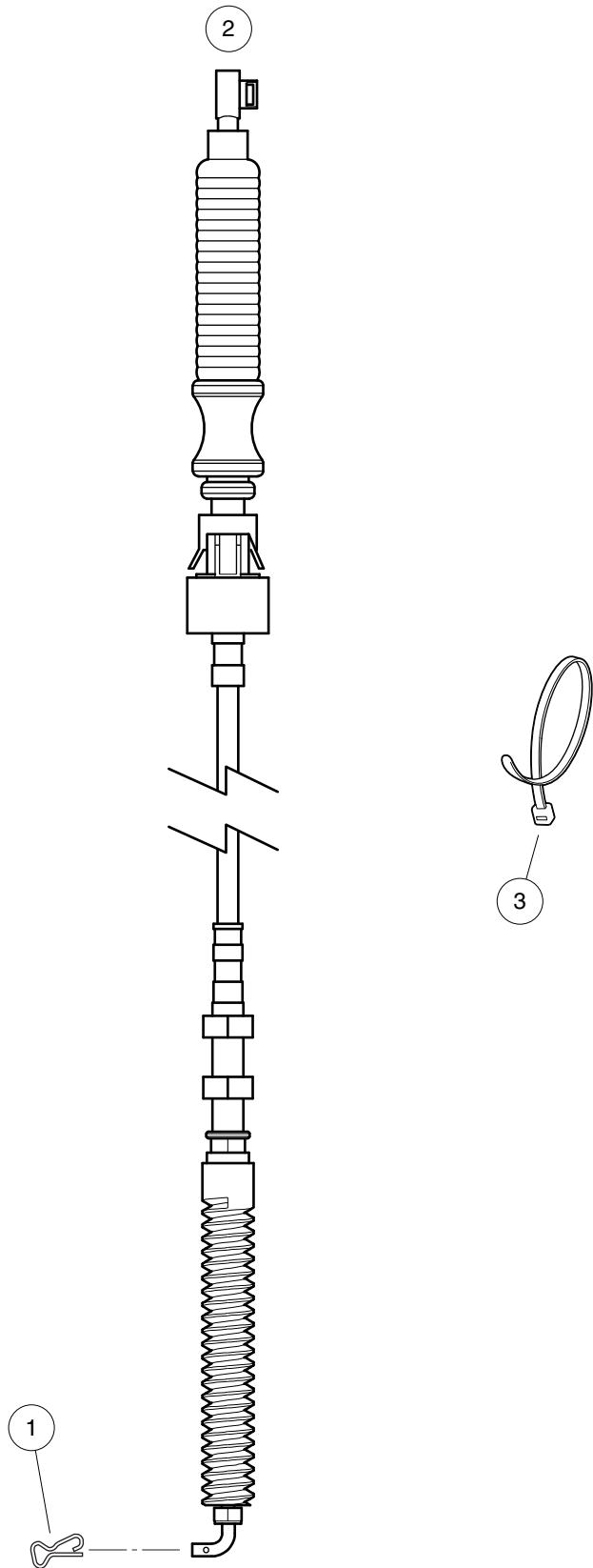
000988-001

SHIFTER CABLE – VILLAGER 6, XRT850SE

ITEM	PART NO.	DESCRIPTION	QTY
		1 2 3 4	
1	103886601	Clip, Bowtie	1
2	105038805	Cable, Shifter, Villager 6/850 SE	1
3	8990	Tie Wrap, 8" Nylon	A/R

18

G



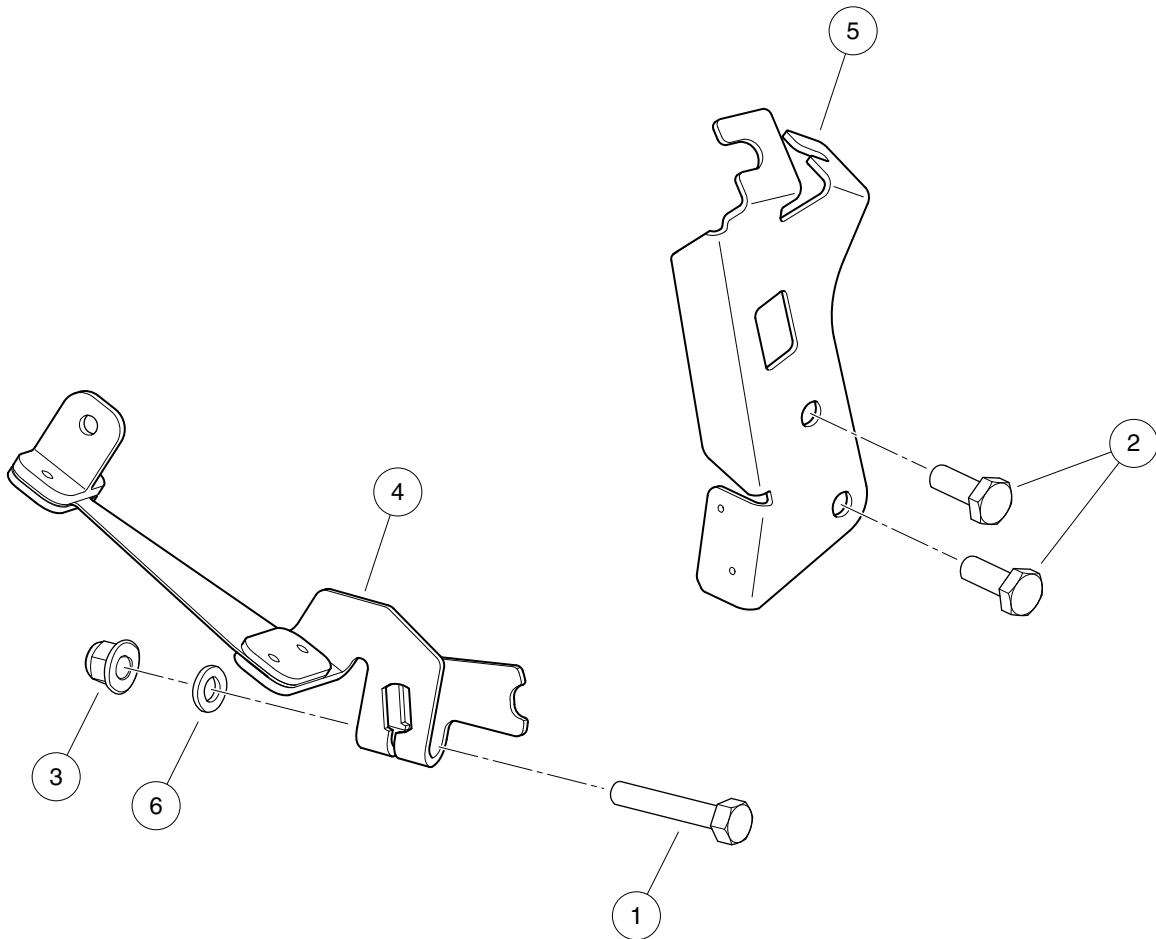
000988-001

SHIFTER CABLE – VILLAGER 8

ITEM	PART NO.	DESCRIPTION	QTY
		1 2 3 4	
1	103886601	Clip, Bowtie	1
2	105038806	Cable, Shifter, Villager 8	1
3	8990	Tie Wrap, 8" Nylon	A/R

18

G

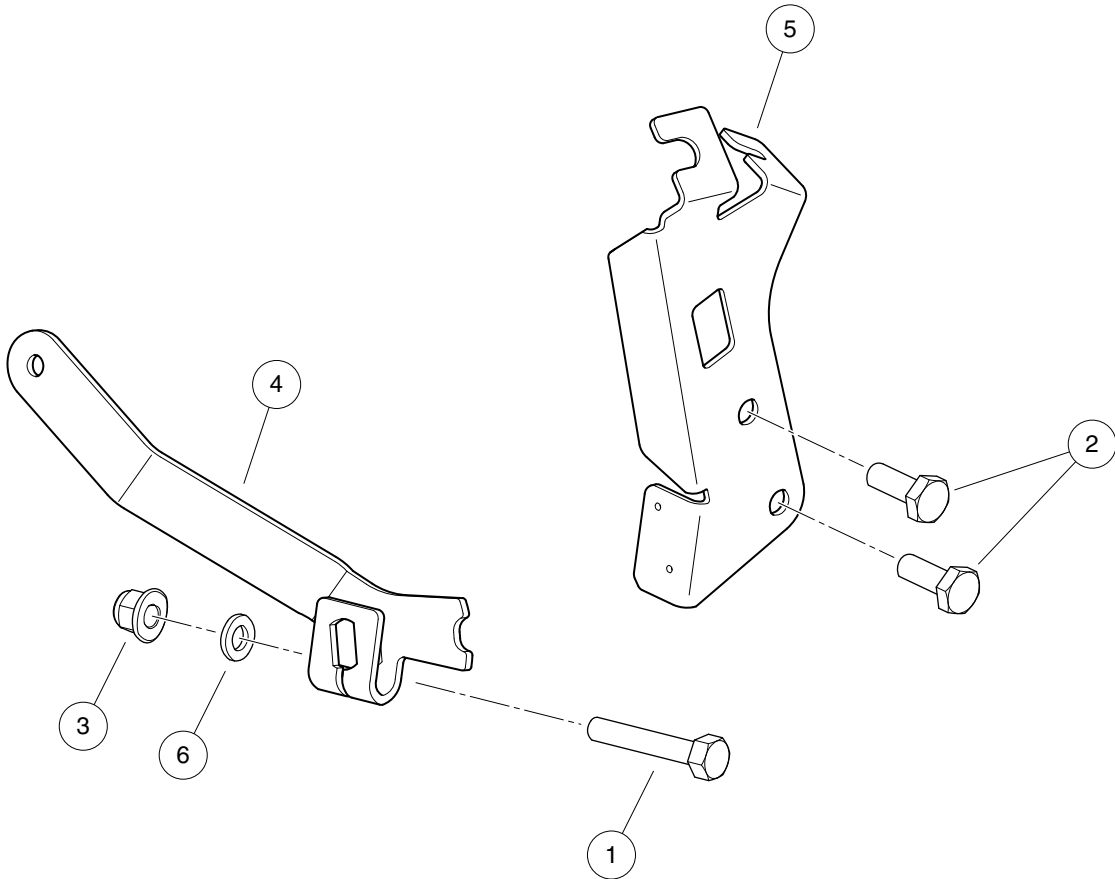


000965-001

SHIFT LEVER AND BRACKET – PEDAL-START ENGINES

ITEM	PART NO.	DESCRIPTION	QTY
		1 2 3 4	
1	102059501	Screw, 6M-1.00 X 35mm, Hex Head	1
2	102498201	Bolt, M10 X 1.25 X 25, Loctite	2
3	102621501	Nut, Flange, M6 X 1.0, Nylon	1
4	105040901	Lever, Shift, Flex, Transaxle, Pedal-Start	1
5	105135101	Bracket, Cable, FNR/Accelerator, ED65	1
6	96705199	Washer, M6	1

18
G



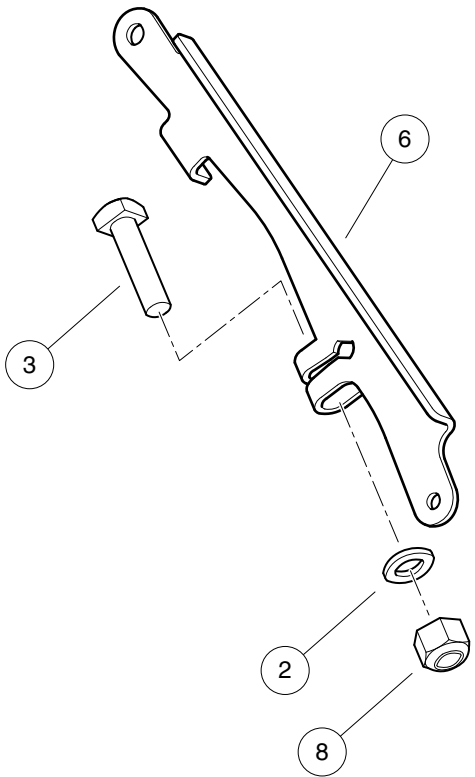
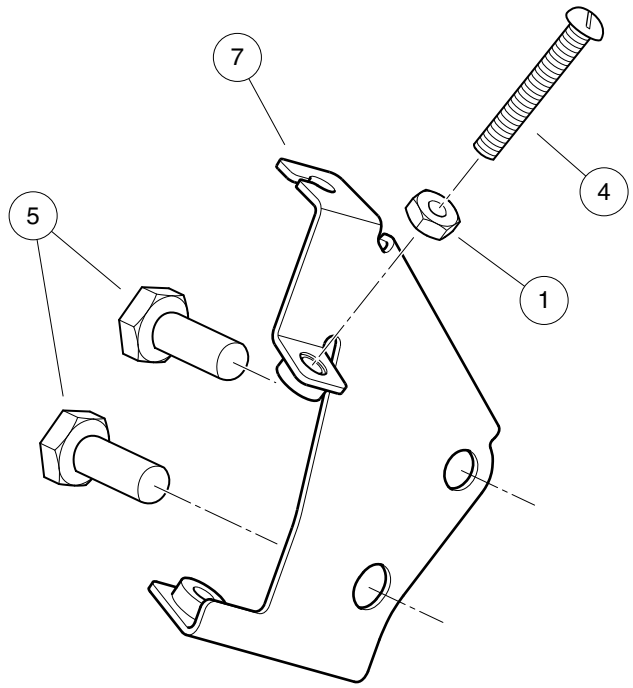
000965-002

SHIFT LEVER AND BRACKET – KEY-START ENGINES

ITEM	PART NO.	DESCRIPTION	QTY
		1 2 3 4	
1	102059501	Screw, 6M-1.00 X 35mm, Hex Head	1
2	102498201	Bolt, M10 X 1.25 X 25, Loctite	2
3	102621501	Nut, Flange, M6 X 1.0, Nylon	1
4	105134901	Lever, Shift, Transaxle, Key-Start	1
5	105135101	Bracket, Cable, FNR/Accelerator, ED65	1
6	96705199	Washer, M6	1

18

G



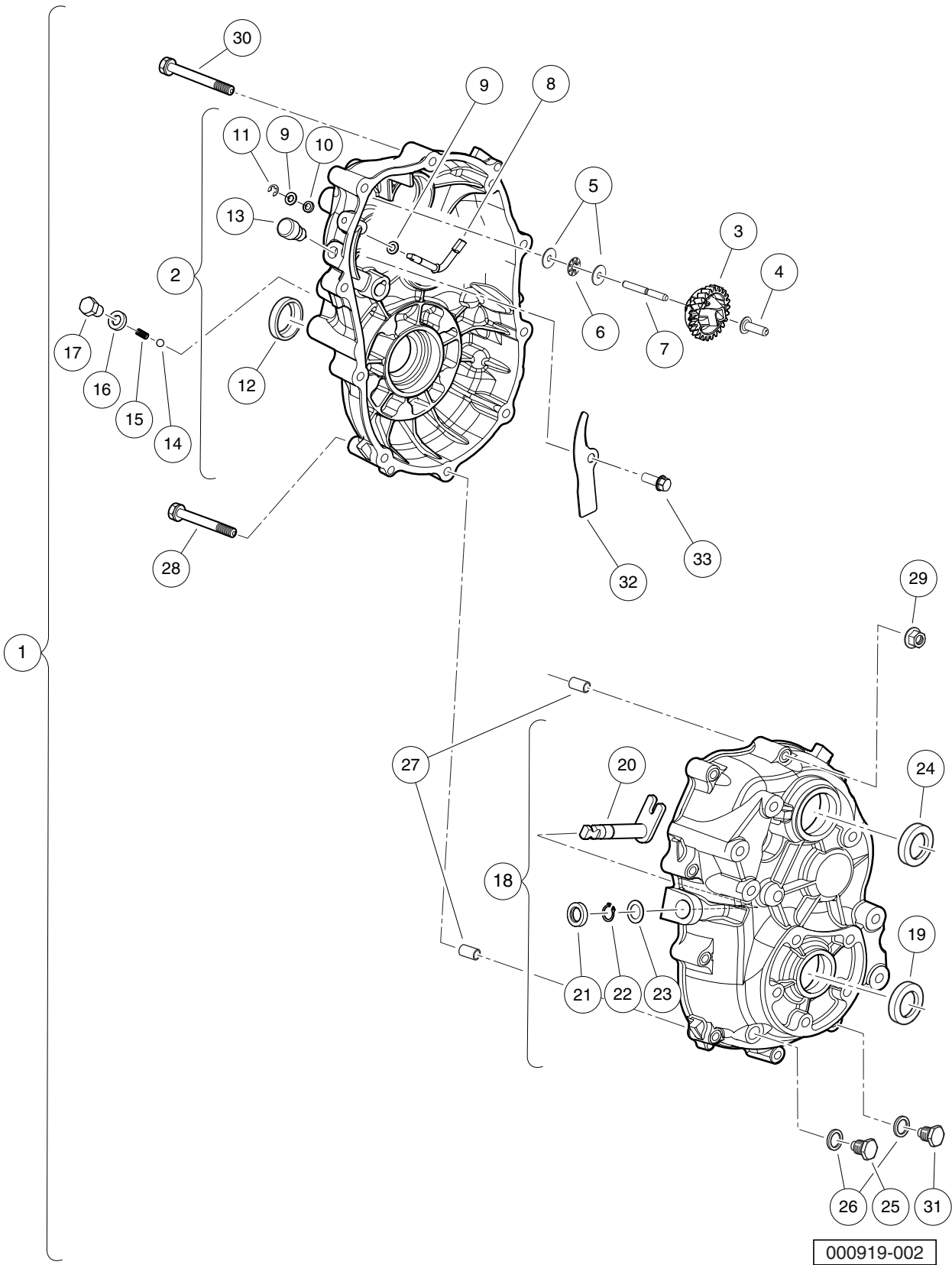
000966-002

GOVERNOR ARM AND BRACKETS – UTILITY VEHICLES

ITEM	PART NO.	DESCRIPTION	QTY
		1 2 3 4	
1	1011114	Nut, M6-1.00 Hex	1
2	1014007	Washer, 1/4, Flat	1
3	101886101	Screw, 1/4-20 X 1.00, Square-Head	1
4	102476401	Bolt, Stop, Pedal	1
5	102498201	Bolt, M10 X 1.25 X 25, Loctite	2
6	104023501	Arm, Governor, ED65	1
7	105144401	Weldment, Governor Bracket	1
8	8233	Locknut, 1/4-20, Nylon Insert	1

18

G

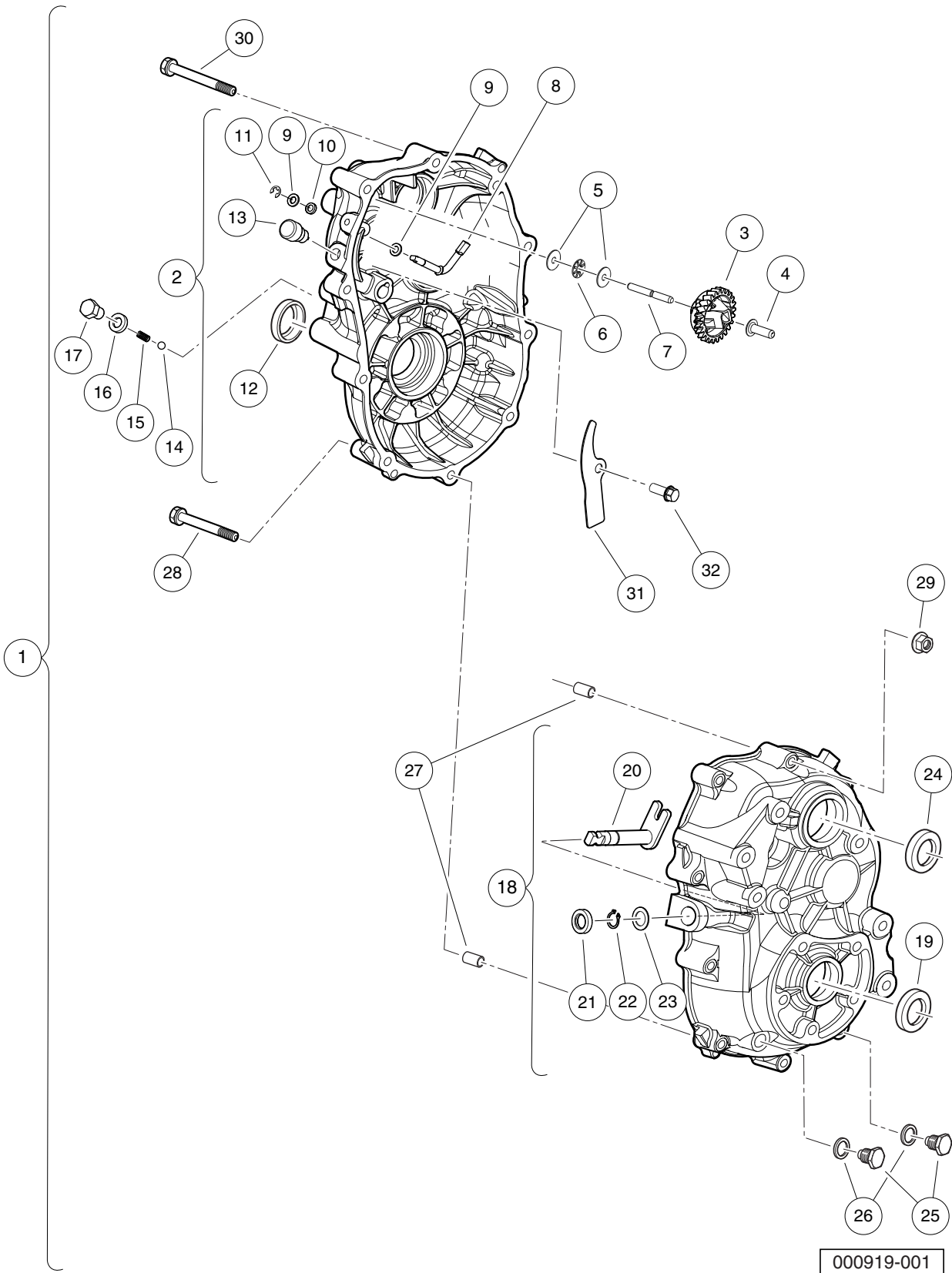


TRANSAXLE (ED65), LIMITED SLIP – PAGE 1 OF 3

ITEM	PART NO.	DESCRIPTION	QTY
		1 2 3 4	
1	103879702	Transaxle, ED65, Limited-Slip Differential (includes items 2 through 33)	1
2	105025001	Case, Transaxle, Left, Complete, ED65 (includes items 3 through 13)	1
3	105025101	Gear, Governor, Complete, ED65	1
4	105025201	Sleeve, Governor, ED65	1
5	105025301	Washer, ED65	2
6	105025401	Bearing, Thrust, ED65	1
7	105025501	Shaft, Governor Gear, ED65	1
8	105025601	Shaft, Governor, ED65	1
9	105025701	Washer, 6mm, ED65	2
10	105025801	Seal, Oil, 6x10x2.5, ED65	1
11	105025901	Retaining Ring, E5, ED65	1
12	105026001	Seal, Oil, 24x40x9, ED65	1
13	105027101	Vent, Breather, ED65	1
14	105026101	Ball, Steel, ED65	1
15	105026201	Spring, ED65	1
16	105026301	Gasket, 10, ED65	1
17	105026401	Bolt, M10-1.25x12mm Lg, ED65	1
18	105026501	Case, Transaxle, Right, Complete, ED65 (includes items 19 through 24)	1
19	105026001	Seal, Oil, 24x40x9, ED65	1
20	105026601	Shaft, Select, ED65	1
21	105026701	Seal, Oil, 13x22x5, ED65	1
22	105026801	Snap Ring, 13mm, ED65	1
23	105026901	Spacer, 13x1, ED65	1
24	105027001	Seal, Oil, 25x45x7, ED65	1
25	105027201	Plug, Oil Drain, ED65	1
26	105027301	Gasket, 14, ED65	2
27	105028301	Pin, Guide, ED65	2
28	105028501	Bolt, Flange, M8-1.25x65mm, ED65	1
29	105030001	Nut, Flange, M8-1.25, ED65	10
30	105030701	Bolt, Flanged, M8-1.25x80mm, ED65	9
31	105063501	Plug, Oil Drain, Magnetic, ED65	1
32	105234801	Plate, Ed65 Splash	1
33	105234901	Bolt, M6-1 X 12mm Lg, Ed65	1
Note: Fuji transaxle component listings span three pages. To identify your transaxle, locate the serial number decal on the axle tube.			

18

G

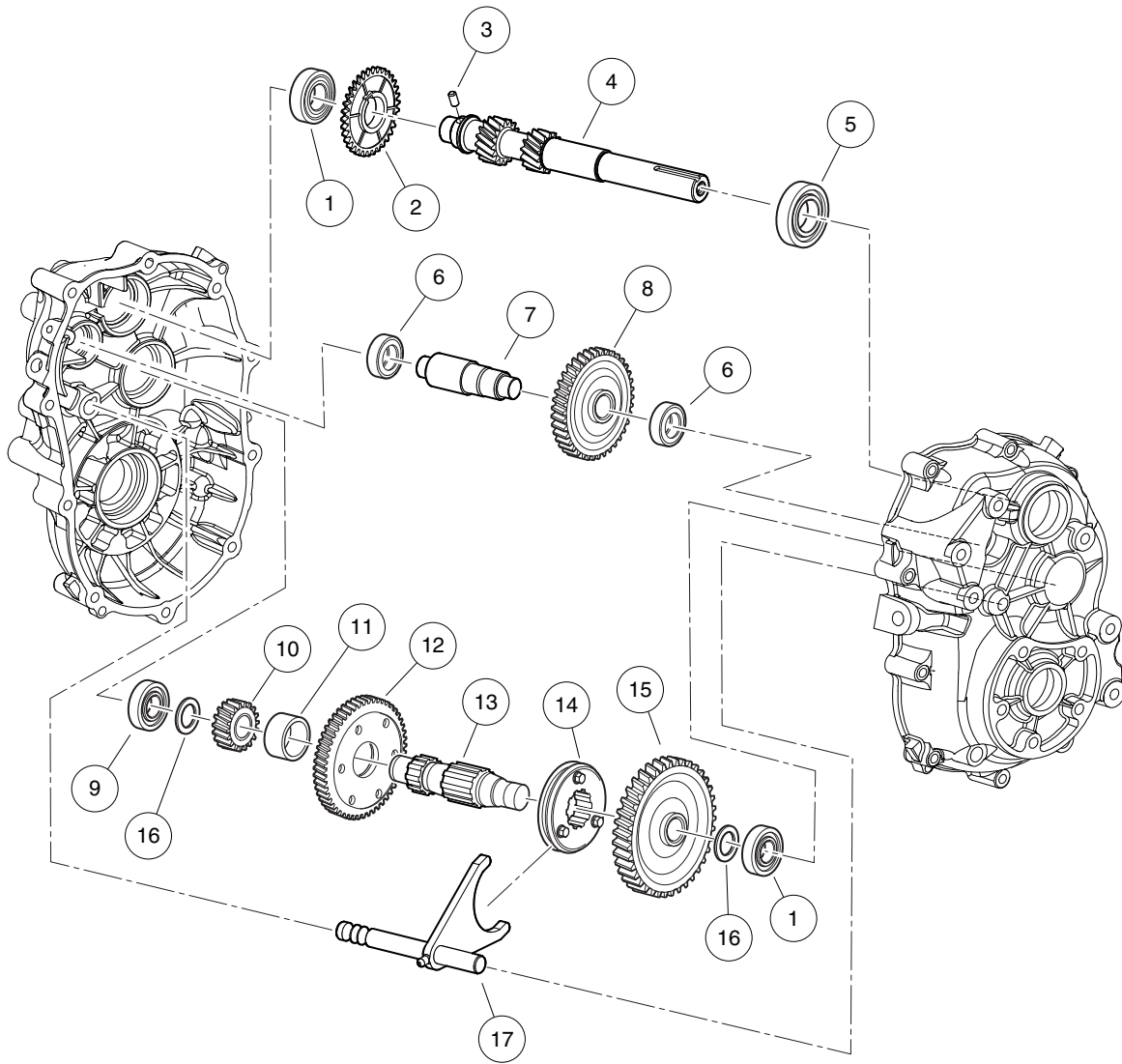


000919-001

TRANSAXLE (ED65), OPEN – PAGE 1 OF 3

ITEM	PART NO.	DESCRIPTION	QTY
		1 2 3 4	
1	103879701	Transaxle, ED65, Open Differential (includes items 2 through 32)	1
2	105025001	Case, Transaxle, Left, Complete, ED65 (includes items 3 through 13)	1
3	105025101	Gear, Governor, Complete, ED65	1
4	105025201	Sleeve, Governor, ED65	1
5	105025301	Washer, ED65	2
6	105025401	Bearing, Thrust, ED65	1
7	105025501	Shaft, Governor Gear, ED65	1
8	105025601	Shaft, Governor, ED65	1
9	105025701	Washer, 6mm, ED65	2
10	105025801	Seal, Oil, 6x10x2.5, ED65	1
11	105025901	Retaining Ring, E5, ED65	1
12	105026001	Seal, Oil, 24x40x9, ED65	1
13	105027101	Vent, Breather, ED65	1
14	105026101	Ball, Steel, ED65	1
15	105026201	Spring, ED65	1
16	105026301	Gasket, 10, ED65	1
17	105026401	Bolt, M10-1.25x12mm Lg, ED65	1
18	105026501	Case, Transaxle, Right, Complete, ED65 (includes items 19 through 24)	1
19	105026001	Seal, Oil, 24x40x9, ED65	1
20	105026601	Shaft, Select, ED65	1
21	105026701	Seal, Oil, 13x22x5, ED65	1
22	105026801	Snap Ring, 13mm, ED65	1
23	105026901	Spacer, 13x1, ED65	1
24	105027001	Seal, Oil, 25x45x7, ED65	1
25	105027201	Plug, Oil Drain, ED65	2
26	105027301	Gasket, 14, ED65	2
27	105028301	Pin, Guide, ED65	2
28	105028501	Bolt, Flange, M8-1.25x65mm, ED65	1
29	105030001	Nut, Flange, M8-1.25, ED65	10
30	105030701	Bolt, Flanged, M8-1.25x80mm, ED65	9
31	105234801	Plate, Ed65 Splash	1
32	105234901	Bolt, M6-1 X 12mm Lg, Ed65	1
<p>Note: Fuji transaxle component listings span three pages. To identify your transaxle, locate the serial number decal on the axle tube.</p>			

18
G



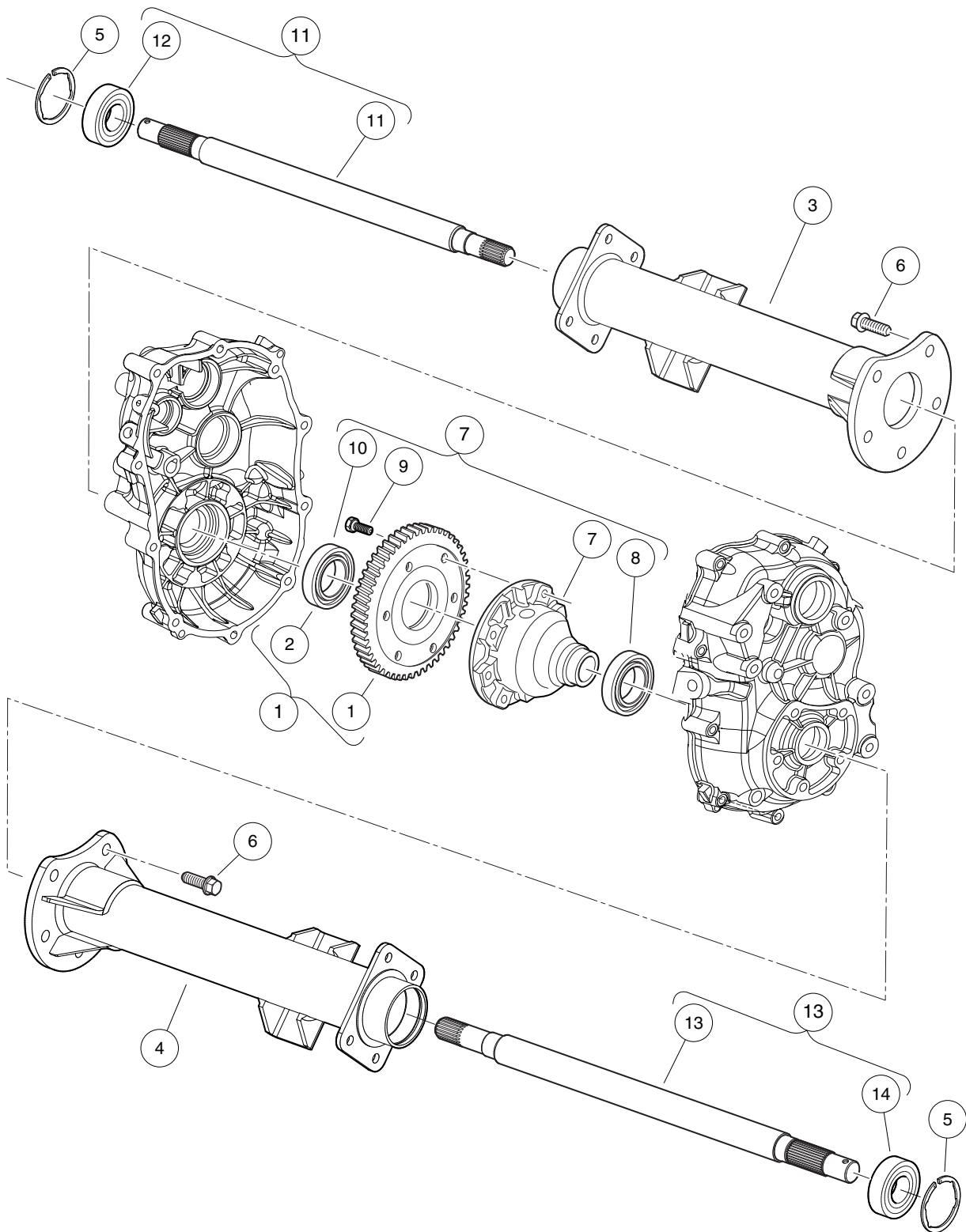
000919-003

TRANSAXLE (ED65), LIMITED SLIP AND OPEN – PAGE 2 OF 3

ITEM	PART NO.	DESCRIPTION	QTY
		1 2 3 4	
1	105027401	Bearing, Ball (6204)	2
2	105027501	Gear, Governor, 34 Tooth, ED65	1
3	105027601	Pin, 6x12 Long, ED65	1
4	105027701	Shaft, Input, ED65	1
5	105027801	Bearing, Ball (6205 seal)	1
6	105027901	Bearing, Ball (6202)	2
7	105028001	Shaft, Counter, ED65	1
8	105028201	Gear, 34 Tooth, ED65	1
9	105028401	Bearing, Ball (6304)	1
10	105028601	Gear, 17 Tooth, ED65	1
11	105028701	Collar, 24 x 12, ED65	1
12	105028801	Gear, 52 Tooth, ED65	1
13	105028901	Shaft, Center, ED65	1
14	105029001	Clutch, Pin, ED65	1
15	105029101	Gear, 62 Tooth, ED65	1
16	105029201	Spacer, 20x2, ED65	2
17	105030901	Shaft, Shift, ED65	1
		<p>Note: To identify your transaxle, locate the serial number decal on the axle tube.</p>	

18

G



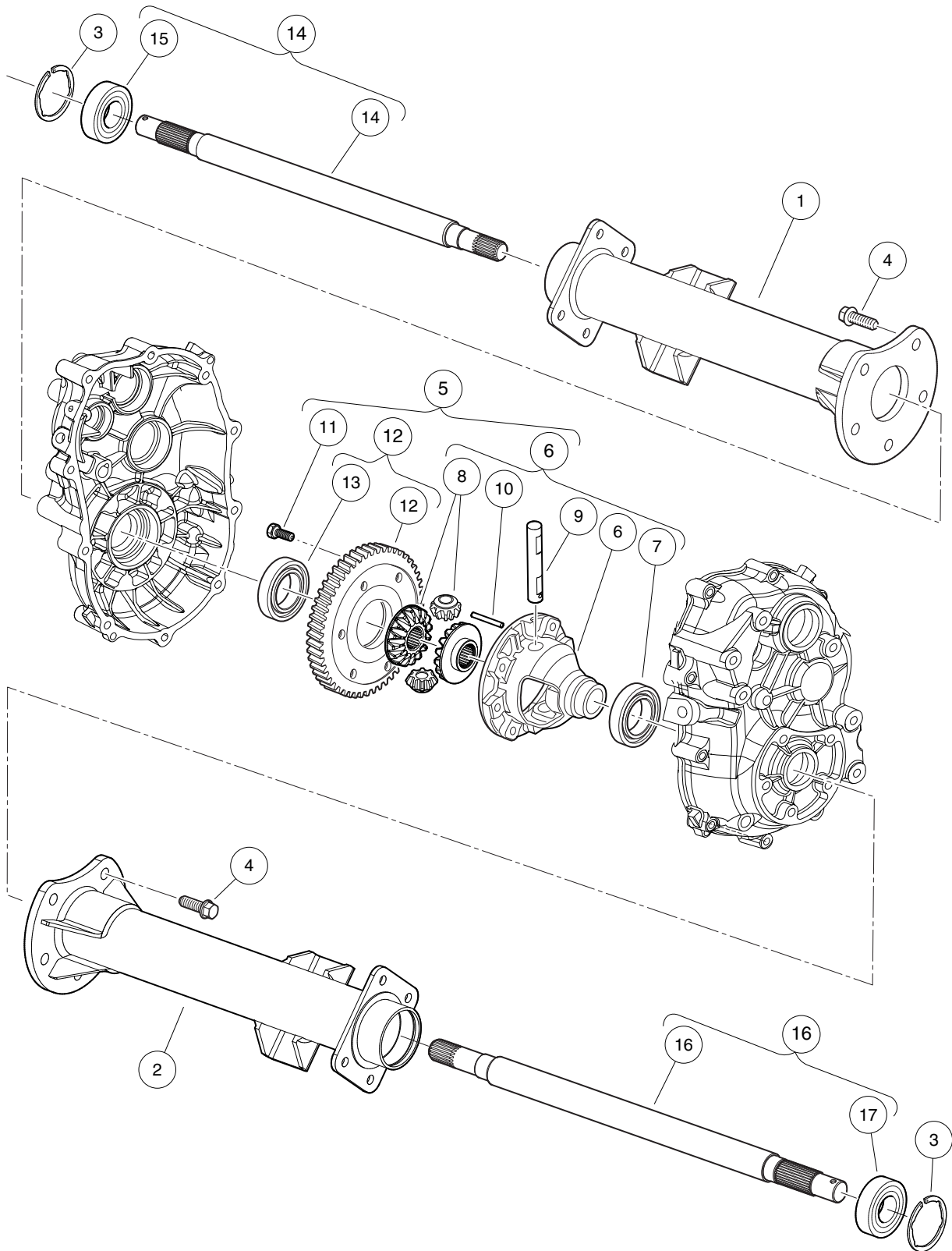
000919-005

TRANSAXLE (ED65), LIMITED SLIP – PAGE 3 OF 3

ITEM	PART NO.	DESCRIPTION	QTY
		1 2 3 4	
1	105029901	Gear, 60 Tooth, Complete, ED65 (includes item 2)	1
2	105029801	Bearing, Ball (6007)	1
3	105030401	Axle Tube, Driver-Side, ED65	1
4	105030501	Axle Tube, Passenger-Side, ED65	1
5	105030601	Snap Ring, 52mm, ED65	2
6	105030801	Bolt, Flange, M10-1.25x25, ED65	10
7	105063601	Differential, Limited-Slip, ED65 (includes items 8 through 10)	1
8	105028101	Bearing, Ball (6006)	1
9	105029501	Bolt, M10-1.25x26mm Lg, ED65	6
10	105029801	Bearing, Ball (6007)	1
11	105066001	Axle Shaft, Driver-Side, Complete, ED65 (includes item 12)	1
12	105030301	Bearing, Ball (6205DD)	1
13	105066101	Axle Shaft, Passenger-Side, Complete, ED65 (includes item 14)	1
14	105030301	Bearing, Ball (6205DD)	1
		<p>Note: To identify your transaxle, locate the serial number decal on the axle tube.</p>	

18

G

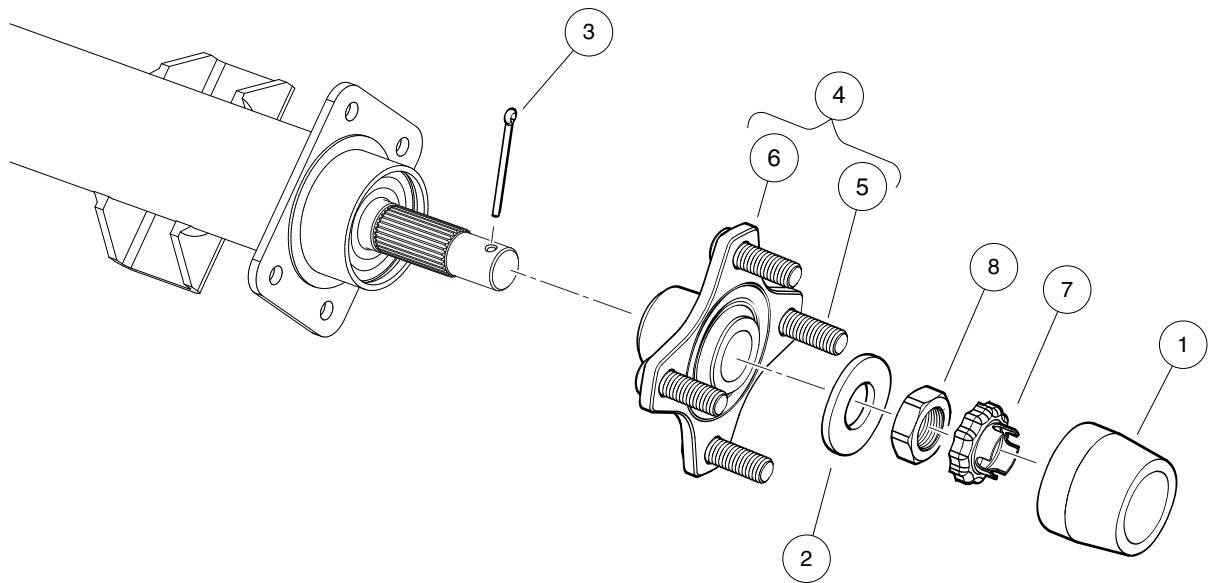


000919-004

TRANSAXLE (ED65), OPEN – PAGE 3 OF 3

ITEM	PART NO.	DESCRIPTION	QTY
		1 2 3 4	
1	105030401	Axle Tube, Driver-Side, ED65	1
2	105030501	Axle Tube, Passenger-Side, ED65	1
3	105030601	Snap Ring, 52mm, ED65	2
4	105030801	Bolt, Flange, M10-1.25x25, ED65	10
5	105031001	Differential, Open, ED65 (includes items 6 through 12)	1
6	105029301	Case, Differential, Complete, ED65 (includes items 7 through 10)	1
7	105028101	Bearing, Ball (6006)	1
8	105029401	Gear Set, Differential, ED65	1
9	105029601	Shaft, Differential, ED65	1
10	105029701	Pin, 4x40 Long, ED65	1
11	105029501	Bolt, M10-1.25x26mm Lg, ED65	6
12	105029901	Gear, 60 Tooth, Complete, ED65 (includes item 13)	1
13	105029801	Bearing, Ball (6007)	1
14	105066001	Axle Shaft, Driver-Side, Complete, ED65 (includes item 15)	1
15	105030301	Bearing, Ball (6205DD)	1
16	105066101	Axle Shaft, Passenger-Side, Complete, ED65 (includes item 17)	1
17	105030301	Bearing, Ball (6205DD)	1
		Note: To identify your transaxle, locate the serial number decal on the axle tube.	

18
G



000919-006

HUB, REAR

ITEM	PART NO.	DESCRIPTION	QTY
		1 2 3 4	
1	102274101	Center Cap, Rubber	2
2	102617801	Washer, Hard, M22	2
3	103989501	Pin, Cotter, 9/64 X 1.75"	2
4	103995001	Asm, Hub, Machined (includes items 5 and 6)	2
5	103951501	Lug Stud, 1/2-20 UNF, SAE J1102	4
6	103979301	Hub, Machined	1
7	104021701	Retaining Ring, Hex Nut, M22	2
8	104027101	Nut, Hex, M22x1.5, Thin	2

18
G

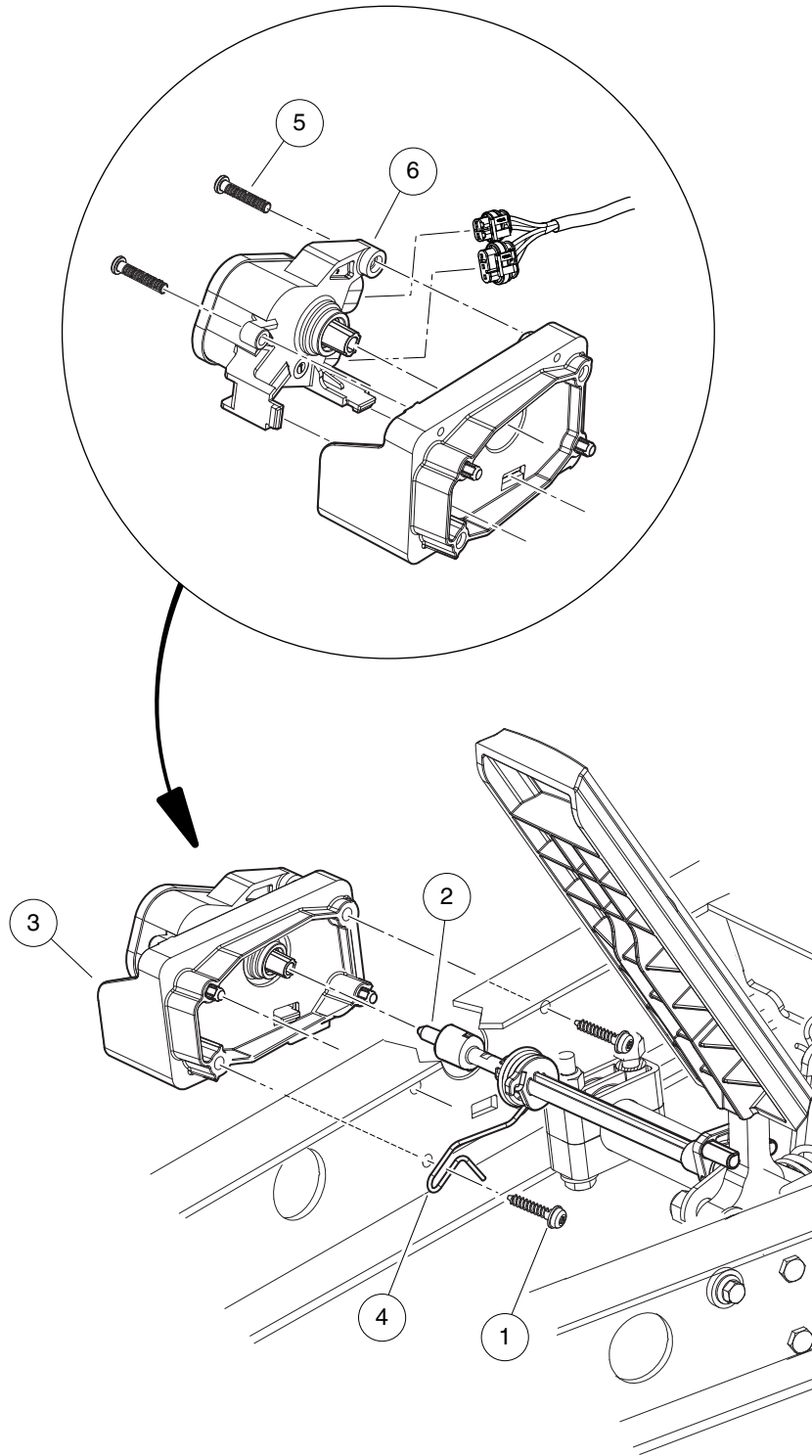
ELECTRICAL SYSTEM – ELECTRIC VEHICLES WITH POWERDRIVE

19

E

19

E



002522-001

MOTOR CONTROLLER OUTPUT REGULATOR (MCOR)

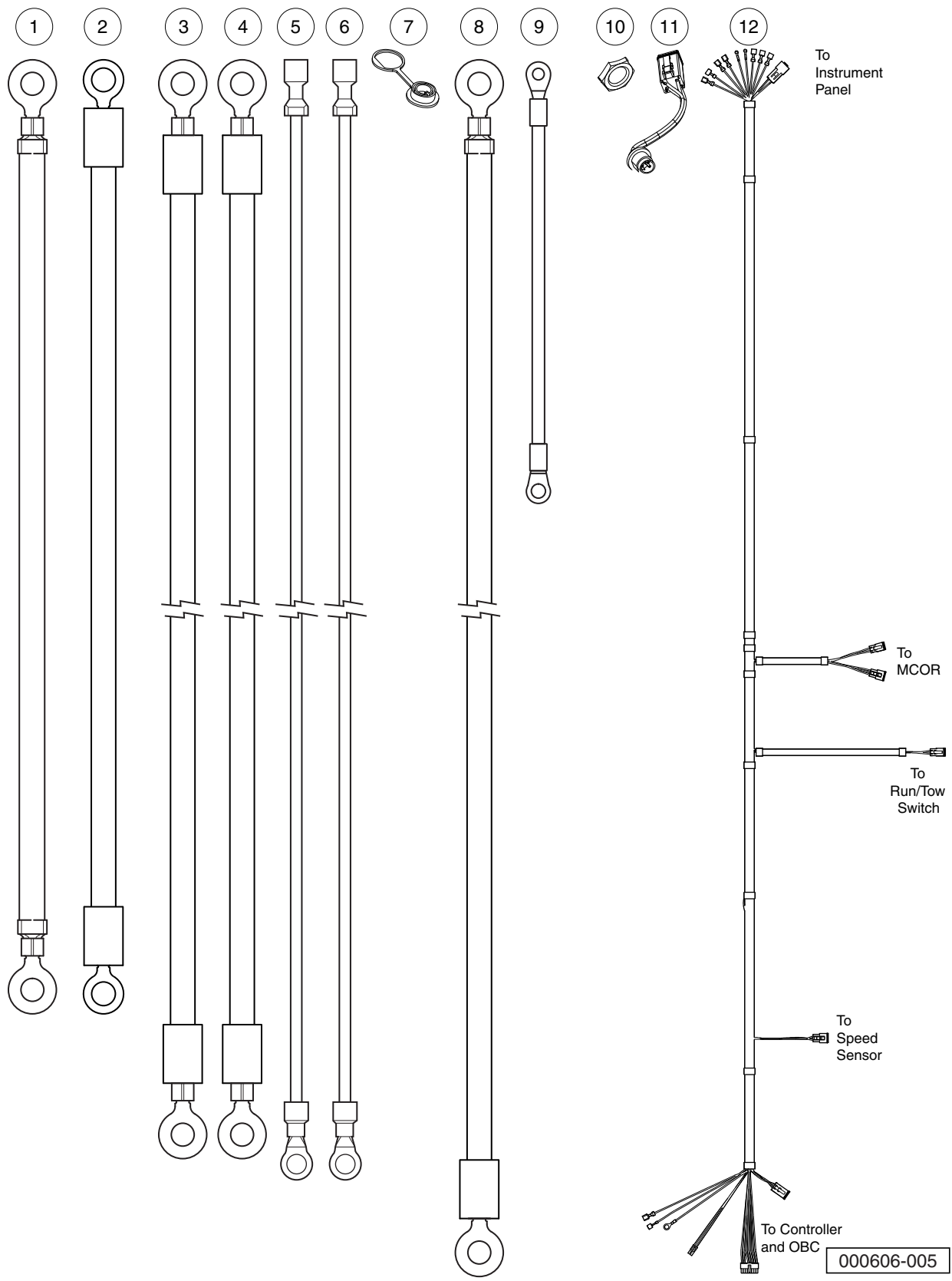
ITEM	PART NO.	DESCRIPTION	QTY
		1 2 3 4	
1	102297230	Screw, M6, Torx, Interlock Thread	2
2	103902101	Bar, Drive, Cast	1
3	103902301	Housing, Mcor	1
4	103902401	Spring, Torsion	1
5	103943401	Screw, Pan, #10 X 1.00 Hi-lo	2
6	105116301	MCOR4, Type 16 Switch	1

19

E

19

E

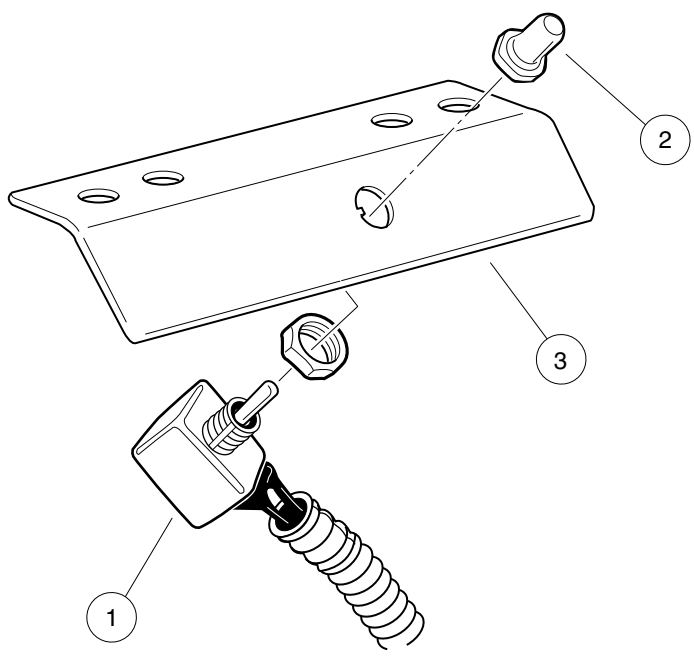


WIRING – TURF/CA 1 ELECTRIC

ITEM	PART NO.	DESCRIPTION	QTY
		1 2 3 4	
1	101795701	Asm, Wire, #6blk, 15 In	5
2	101903001	Wire Assembly #6 Yellow	1
3	101968701	Wire Assy, #6 White	1
4	101978001	Wire Assy, #6 Green	1
5	101978102	Asm, Wire, #10 Orange 1/4	1
6	101978202	Asm, Wire, #10 Blue 1/4	1
7	102196901	Dust Cap	1
8	102199601	Wire Asm, #6 Red, 37.7	1
9	102263601	Wire Assy, #10 Black	1
10	102572401	Nut, Diagnostic Port	1
11	103218601	Harness, Diagnostic Port	1
12	103940501	Harness, Ca1, lq, Mc3	1

19

E



000605-002

TOW/RUN SWITCH – IQ SYSTEM

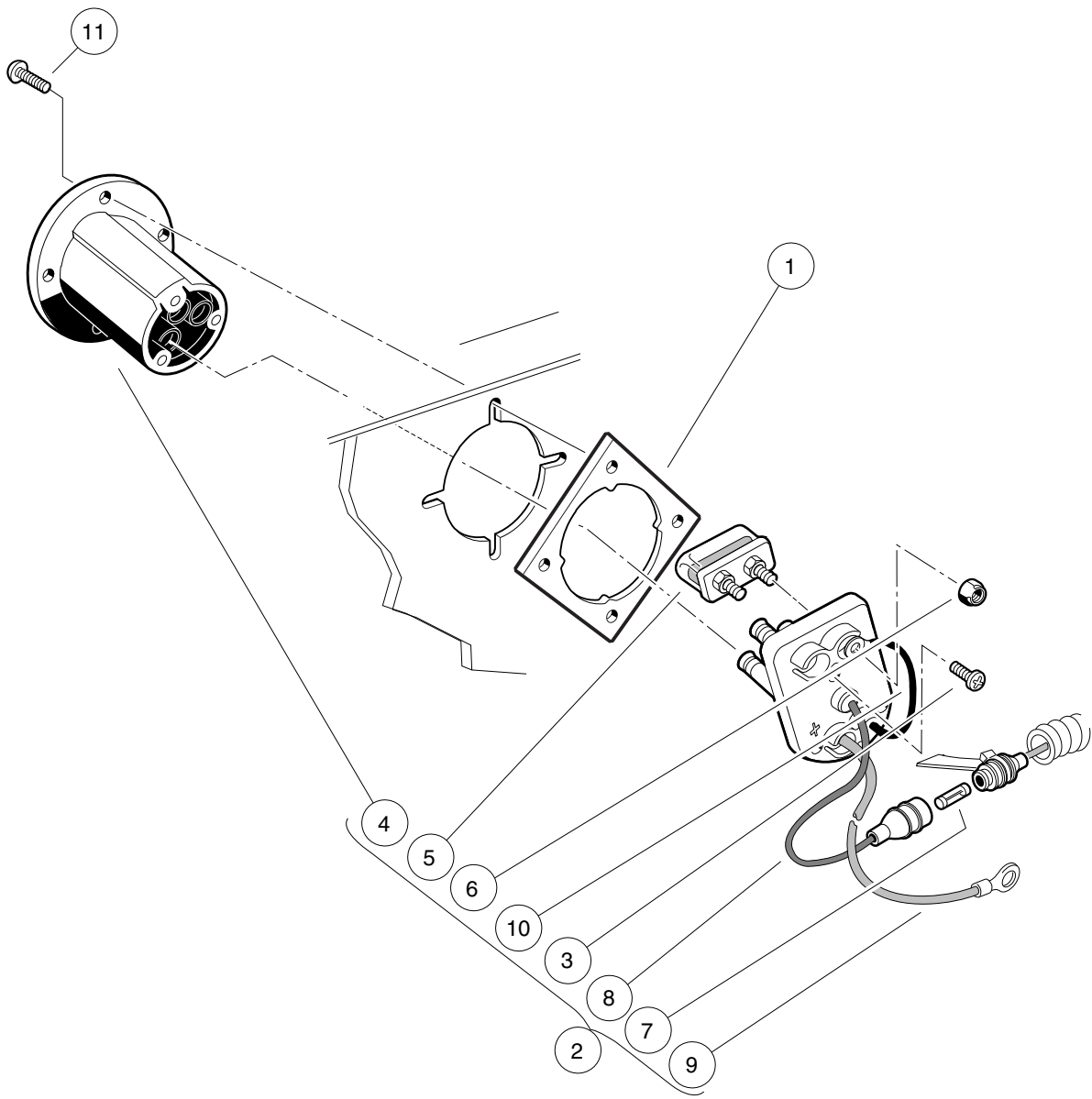
ITEM	PART NO.	DESCRIPTION	QTY
		1 2 3 4	
1	101908101	Switch Assembly, Tow/Run	1
2	101908401	Boot, Switch	1
3	101922501	Bracket, Tow/Run Switch Mounting	1

19

E

19

E



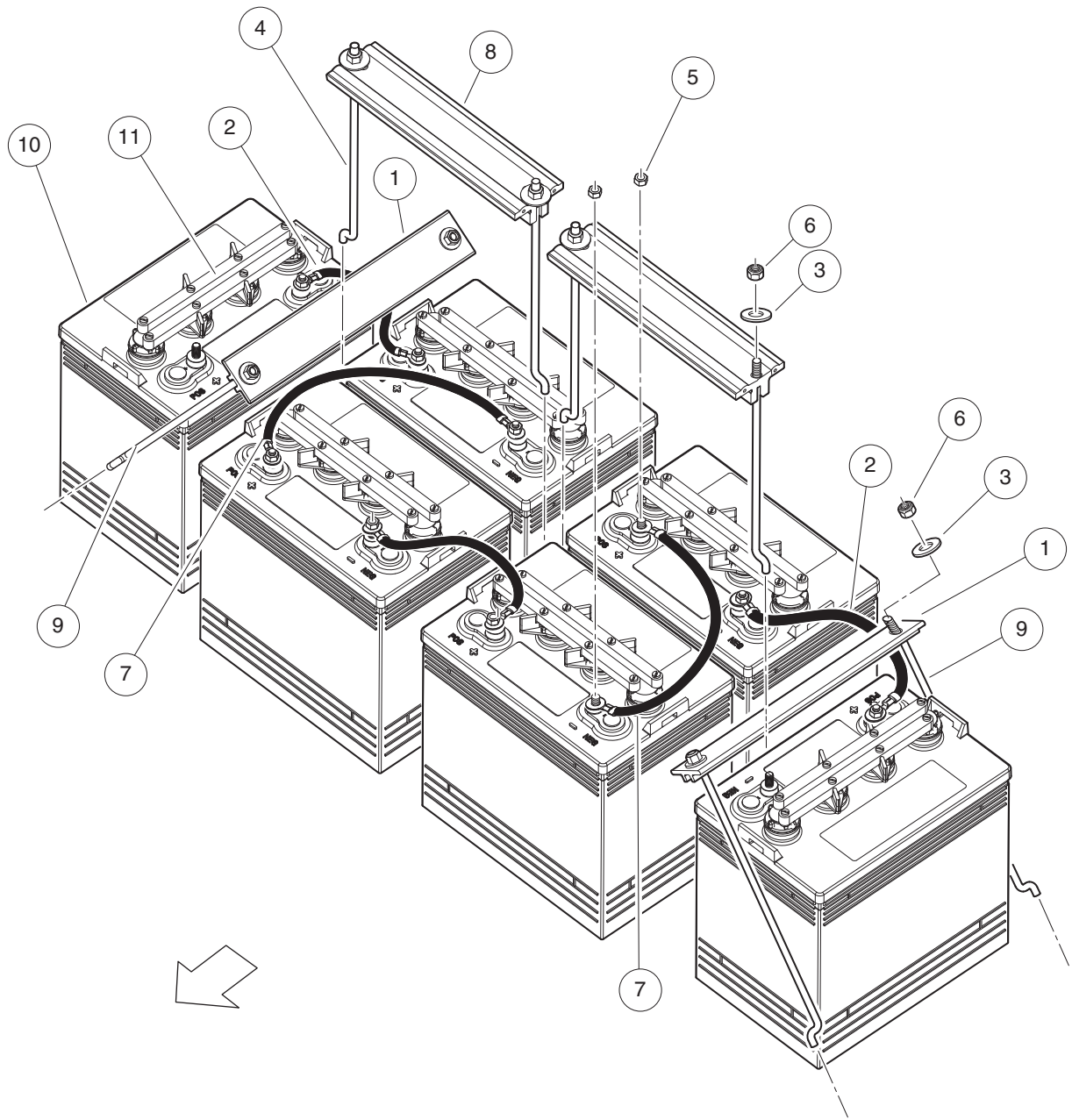
000369-001

BATTERY CHARGER RECEPTACLE

ITEM	PART NO.	DESCRIPTION	QTY
		1 2 3 4	
1	101801001	Plate, Receptacle Backing	1
2	101802101	Fuse and Receptacle Assembly (includes items 3 through 10)	1
3	1017705	Screw, #8 X 5/8 Phillips Pan-Head Type AB	3
4	101796501	Receptacle	1
5	101796801	Fuse Assembly (includes item 6)	1
6	1013061	Locknut, #10-32 Nylon Insert	2
7	101894901	Fuse, 3/8-Amp	1
8	N/A	Wire Assembly, Sense Lead, Gray	1
9	N/A	Wire Assembly, #10 Red	1
10	N/A	Wire Assembly, #10 Black	1
11	101832001	Screw, #7-19 X 0.625 Phillips Pan-Head Tap	4

19

E



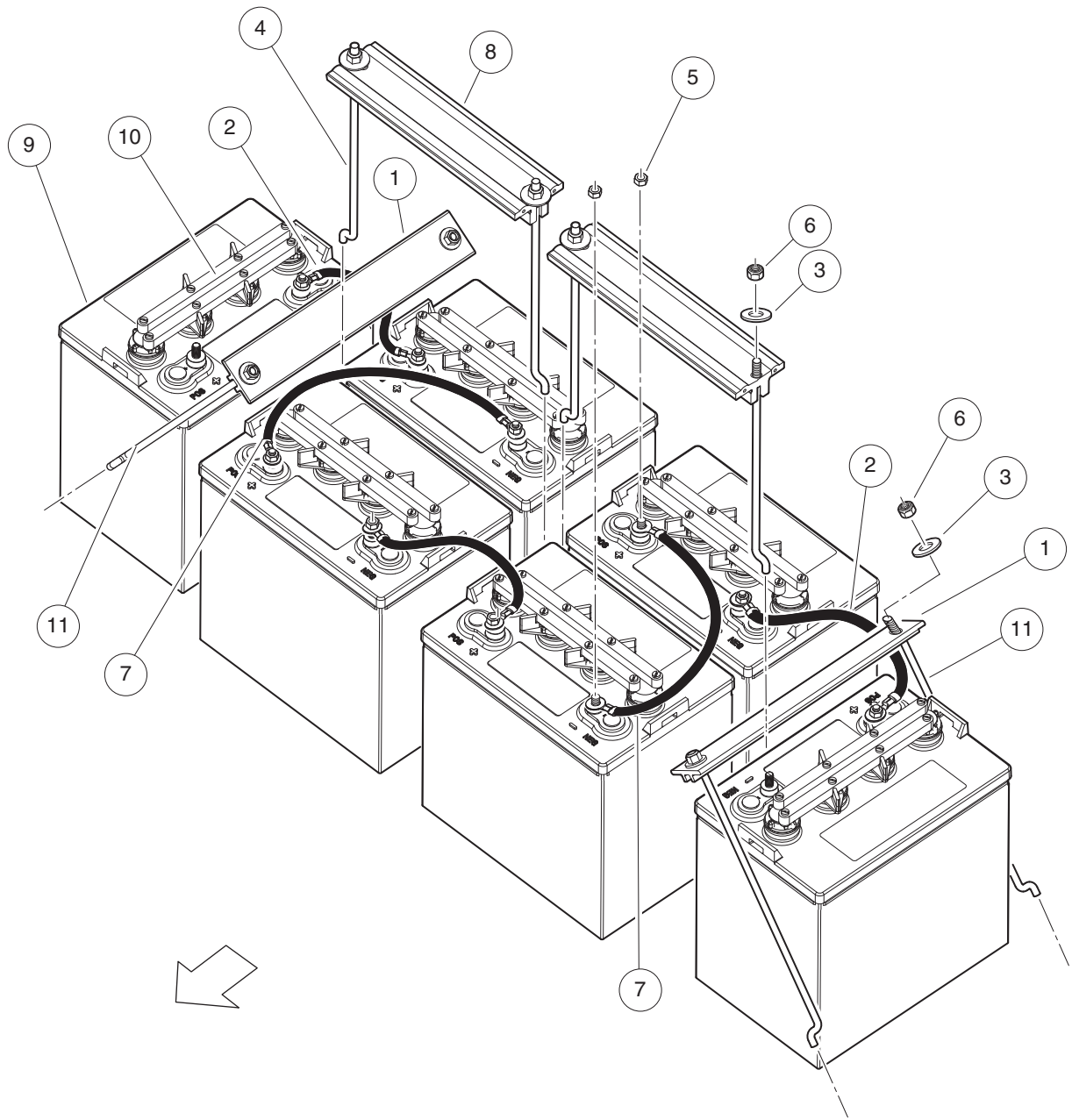
001317-001

BATTERIES, 8-VOLT, CROWN

ITEM	PART NO.	DESCRIPTION	QTY
		1 2 3 4	
1	101090802	Hold-Down, Battery	2
2	1010958	Asm, Wire, #6blk 8in	3
3	1011697	Washer, 5/16 Flat	8
4	1013683	J-Bolt	4
5	1014304	Nut, 5/16-18 Stainless-Steel Hex	12
6	1015072	Locknut, 5/16-18 Nylon Insert	8
7	101795701	Asm, Wire, #6blk, 15 In	2
8	103504301	Tee, Batt Ret Ctr Short	2
9	103696801	J Bolt, Batt Hold Down 12"	4
10	103719701	Battery, 8-Volt, Crown CR165 (includes item 11)	6
11	103878401	Cap, Batt, 8v, Crown, Svc	1

19

E



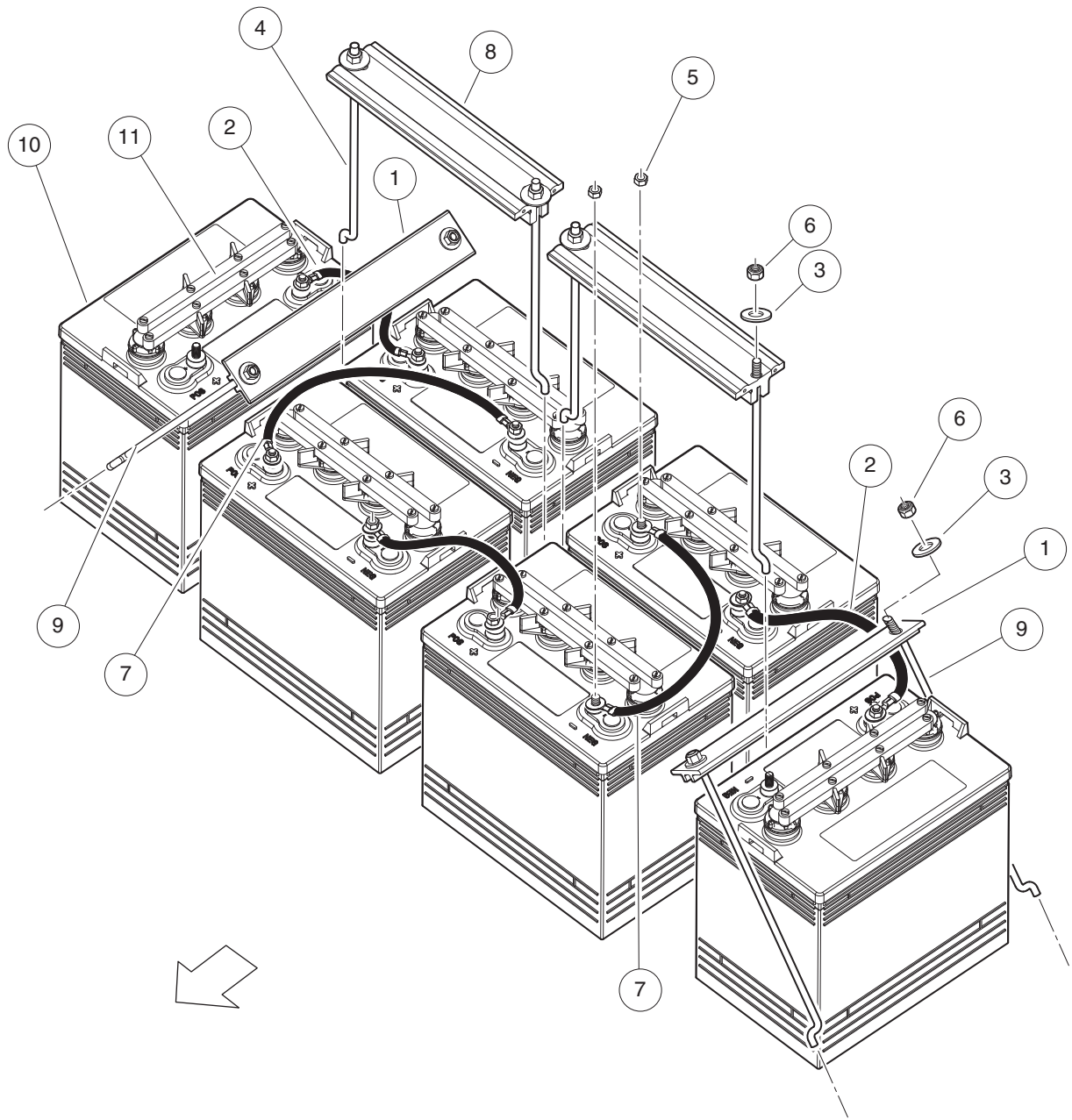
001316-001

BATTERIES, 8-VOLT, U.S. BATTERY

ITEM	PART NO.	DESCRIPTION	QTY
		1 2 3 4	
1	101090802	Hold-Down, Battery	2
2	1010958	Asm, Wire, #6blk 8in	3
3	1011697	Washer, 5/16 Flat	8
4	1013683	J-Bolt	4
5	1014304	Nut, 5/16-18 Stainless-Steel Hex	12
6	1015072	Locknut, 5/16-18 Nylon Insert	8
7	101795701	Asm, Wire, #6blk, 15 In	2
8	103504301	Tee, Batt Ret Ctr Short	2
9	103695801	Battery, 8-Volt, US Battery 8VGCXC (includes item 10)	6
10	103930201	Cap, Battery, Us 8v, Svc	1
11	103696801	J Bolt, Batt Hold Down 12"	4

19

E



001317-001

BATTERIES, 8-VOLT, JCI

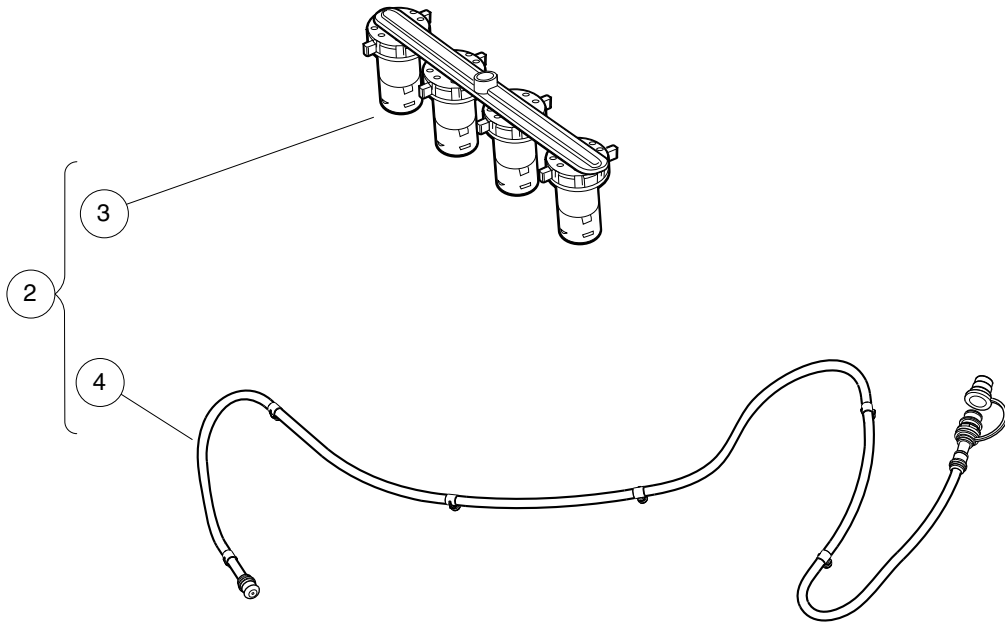
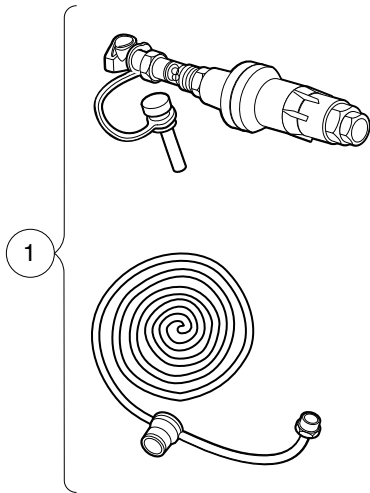
ITEM	PART NO.	DESCRIPTION	QTY
		1 2 3 4	
1	101090802	Hold-Down, Battery	2
2	1010958	Asm, Wire, #6blk 8in	3
3	1011697	Washer, 5/16 Flat	8
4	1013683	J-Bolt	4
5	1014304	Nut, 5/16-18 Stainless-Steel Hex	12
6	1015072	Locknut, 5/16-18 Nylon Insert	8
7	101795701	Asm, Wire, #6blk, 15 In	2
8	103504301	Tee, Batt Ret Ctr Short	2
9	103696801	J Bolt, Batt Hold Down 12"	4
10	103793001	Battery, 8-Volt, JCI GC8 (includes item 11)	6
11	103765601	Cap, Spin, 8-Volt Battery	1

19

E

19

E



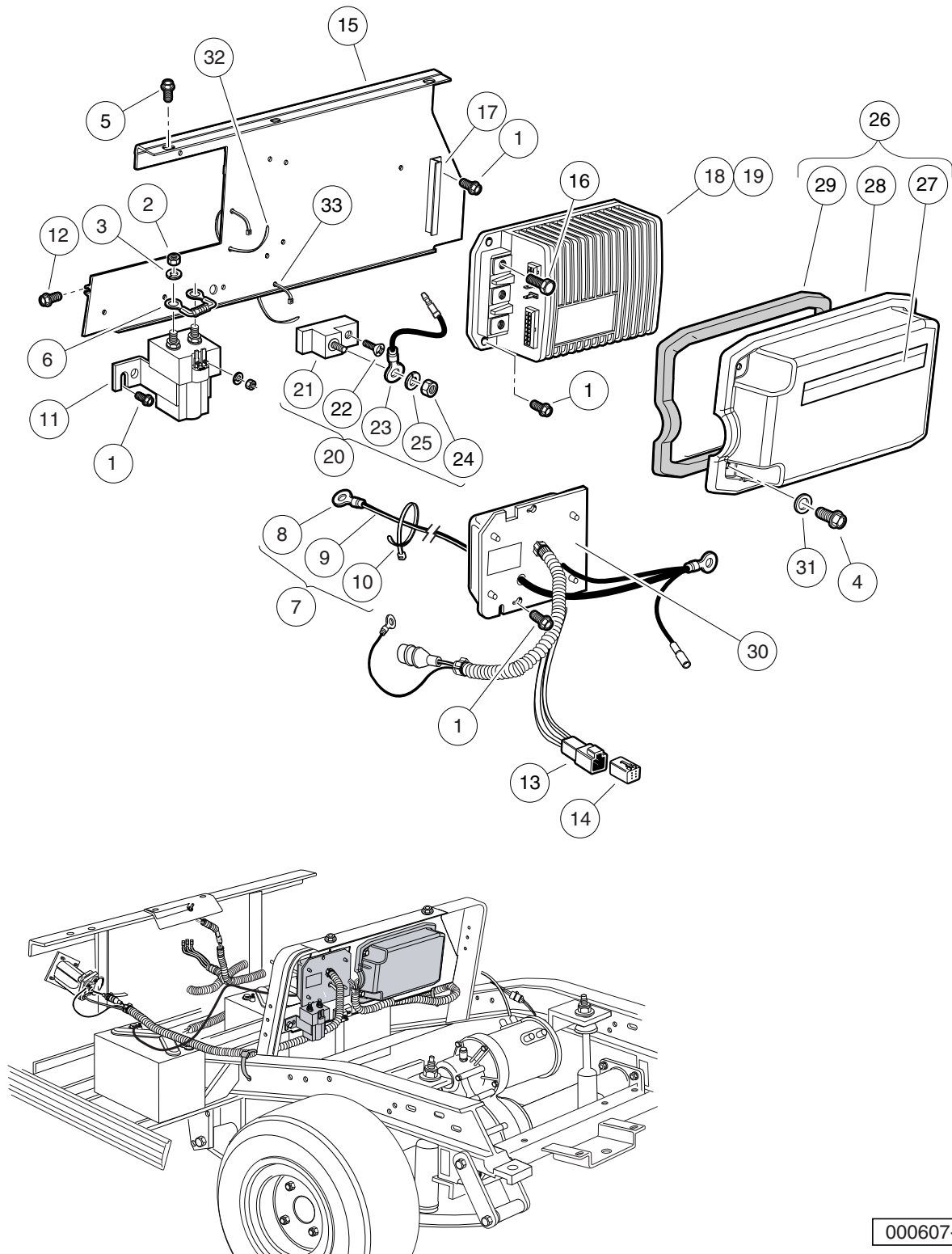
000731-007

SINGLE POINT WATERING SYSTEM, 8V CROWN & JCI

ITEM	PART NO.	DESCRIPTION	QTY
		1 2 3 4	
1	102958001	Kit Regulated Hose Sply Spws	1
2	103395505	Kit, Spws, 8 Volt Non-Trojan (includes items 3 and 4)	1
3	103510602	Spws, Manifold Asm, 8v Non-Trojan	6
4	103774701	Spws, Hose 8v Non-trojan	1
		Note: For Crown and JCI 8-Volt batteries only.	

19

E



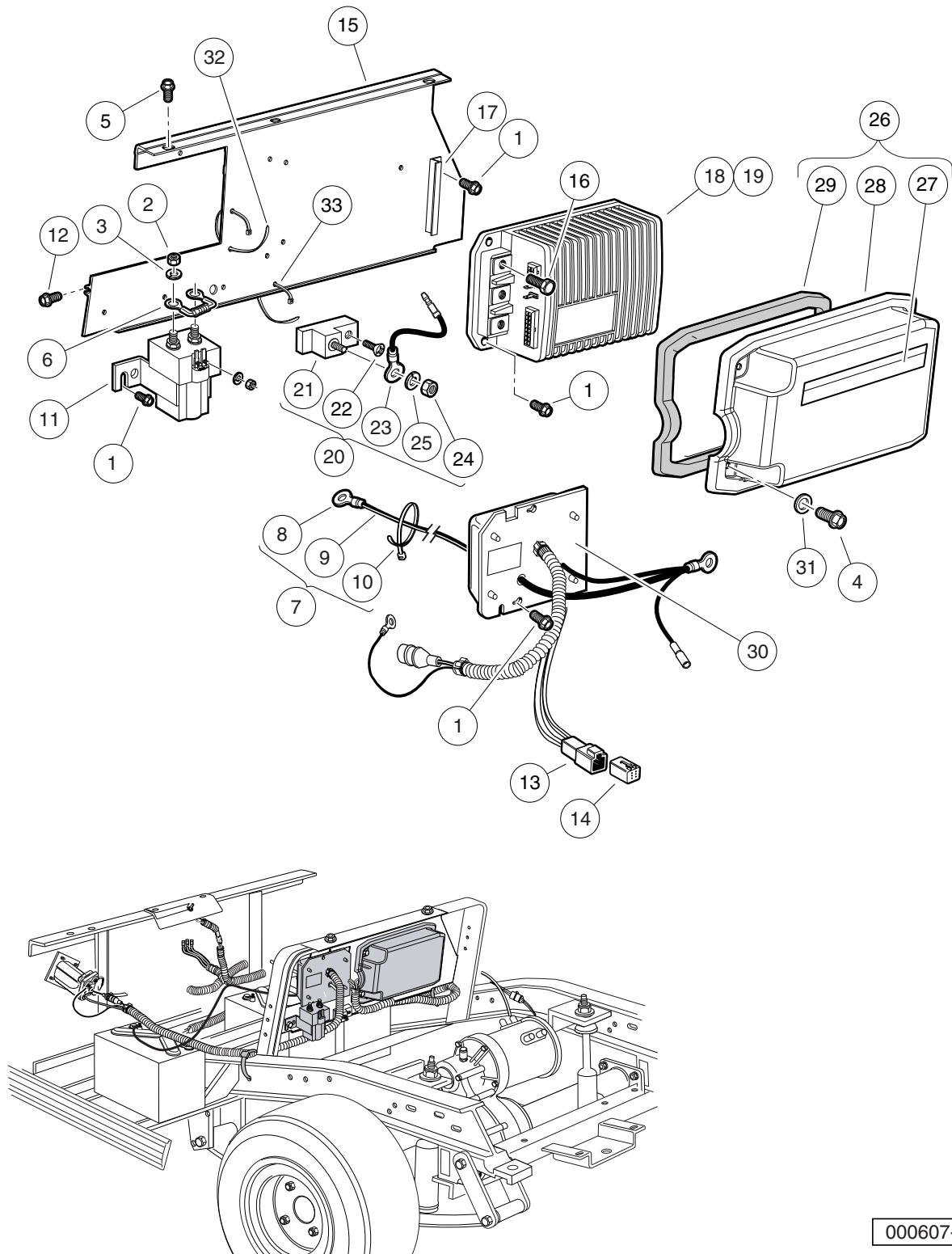
000607-004

COMPUTER, CONTROLLER, AND SOLENOID – FOR TROJAN & CROWN BATTERIES

ITEM	PART NO.	DESCRIPTION	QTY
		1 2 3 4	
1	1012285	Screw, 1/4 X 0.625 Hex-Head	9
2	1012528	Nut, M8-1.25 Hex	2
3	1013734	Lockwasher, 8mm Split	2
4	1014063	Screw, 1/4-20 X 1.00, Hex Head	2
5	1014288	Screw, 5/16-18 X 0.75, Thread-Forming	2
6	1014947	Resistor Assembly	1
7	101827801	Ground Wire Kit, 48-Volt (includes items 8 through 10)	1
8	101826801	Compression Lug	1
9	N/A	Wire Assembly, Black	1
10	8990	Tie Wrap, 8" Nylon	3
11	101908703	Solenoid, 48v W/ Diode	1
12	101910401	Screw, 5/16-18 X 1.25 Thrd Frm	2
13	101932601	Kit, 6-Pin Wedge Lock	1
14	101932701	Kit, 6-Pin Receptacle and Wedge Lock	1
15	101965205	Plate, Component Mounting	1
16	102240501	Bolt, Controller, Terminal	3
17	102243101	Extrusion, Cover Support	1
18	102806201	Controller, IQ, 48-volt	1
19	102806203	Controller, IQ, 48-volt, CE	1
20	103282701	Kit, Terminal Block Ground (includes items 21 through 25)	1
21	102259801	Terminal Block	1
22	102263701	Screw, #10-24 X 0.75 Phillips, Thread-Forming	1
23	103282601	Wire Assembly Black #10	1
24	1242	Nut, 5/16-18 Hex	1
25	7174	Lockwasher, 5/16 Split	1
26	103316901	Cover Asm - Controller (includes items 27 through 29)	1
27	101931501	Decal, Component Cover	1
28	103316701	Cover - Controller, Deep	1
29	103316801	Gasket - Controller Cover	1
30	103697301	Obc, Iq, A1, #6	1
31	332	Washer, 1/4 Type A Narrow Flat	2
32	8639	Tie Wrap, 11" Nylon	1
33	8990	Tie Wrap, 8" Nylon	1

19

E



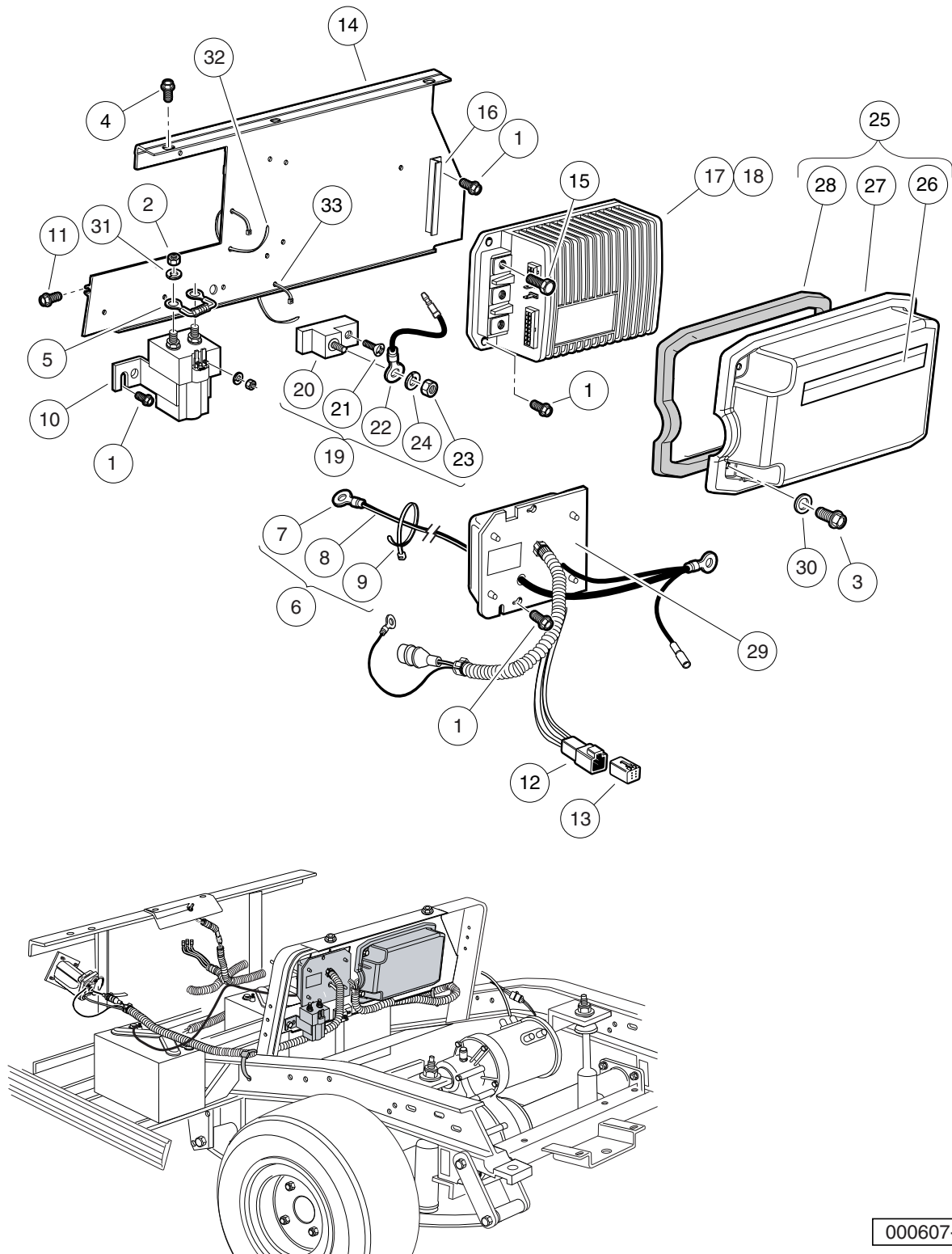
000607-004

COMPUTER, CONTROLLER, AND SOLENOID – FOR U.S. BATTERIES

19

E

ITEM	PART NO.	DESCRIPTION	QTY
		1 2 3 4	
1	1012285	Screw, 1/4 X 0.625 Hex-Head	9
2	1012528	Nut, M8-1.25 Hex	2
3	1013734	Lockwasher, 8mm Split	2
4	1014063	Screw, 1/4-20 X 1.00, Hex Head	2
5	1014288	Screw, 5/16-18 X 0.75, Thread-Forming	2
6	1014947	Resistor Assembly	1
7	101827801	Ground Wire Kit, 48-Volt (includes items 8 through 10)	1
8	101826801	Compression Lug	1
9	N/A	Wire Assembly, Black	1
10	8990	Tie Wrap, 8" Nylon	3
11	101908703	Solenoid, 48v W/ Diode	1
12	101910401	Screw, 5/16-18 X 1.25 Thrd Frm	2
13	101932601	Kit, 6-Pin Wedge Lock	1
14	101932701	Kit, 6-Pin Receptacle and Wedge Lock	1
15	101965205	Plate, Component Mounting	1
16	102240501	Bolt, Controller, Terminal	3
17	102243101	Extrusion, Cover Support	1
18	102806201	Controller, IQ, 48-volt	1
19	102806203	Controller, IQ, 48-volt, CE	1
20	103282701	Kit, Terminal Block Ground (includes items 21 through 25)	1
21	102259801	Terminal Block	1
22	102263701	Screw, #10-24 X 0.75 Phillips, Thread-Forming	1
23	103282601	Wire Assembly Black #10	1
24	1242	Nut, 5/16-18 Hex	1
25	7174	Lockwasher, 5/16 Split	1
26	103316901	Cover Asm - Controller (includes items 27 through 29)	1
27	101931501	Decal, Component Cover	1
28	103316701	Cover - Controller, Deep	1
29	103316801	Gasket - Controller Cover	1
30	103697303	Obc, Iq, A2, #6	1
31	332	Washer, 1/4 Type A Narrow Flat	2
32	8639	Tie Wrap, 11" Nylon	1
33	8990	Tie Wrap, 8" Nylon	1



000607-006

COMPUTER, CONTROLLER, AND SOLENOID – FOR CROWN AND JCI BATTERIES

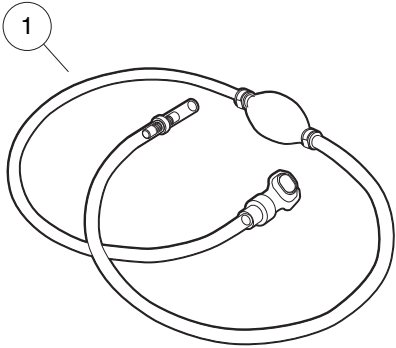
ITEM	PART NO.	DESCRIPTION	QTY
		1 2 3 4	
1	1012285	Screw, 1/4 X 0.625 Hex-Head	9
2	1012528	Nut, M8-1.25 Hex	2
3	1014063	Screw, 1/4-20 X 1.00, Hex Head	2
4	1014288	Screw, 5/16-18 X 0.75, Thread-Forming	2
5	1014947	Resistor Assembly	1
6	101827801	Ground Wire Kit, 48-Volt (includes items 7 through 9)	1
7	101826801	Compression Lug	1
8	N/A	Wire Assembly, Black	1
9	8990	Tie Wrap, 8" Nylon	3
10	101908703	Solenoid, 48v W/ Diode	1
11	101910401	Screw, 5/16-18 X 1.25 Thrd Frm	2
12	101932601	Kit, 6-Pin Wedge Lock	1
13	101932701	Kit, 6-Pin Receptacle and Wedge Lock	1
14	101965202	Plate, Component Mounting	1
15	102240501	Bolt, Controller, Terminal	3
16	102243101	Extrusion, Cover Support	1
17	102806201	Controller, IQ, 48-volt	1
18	102806203	Controller, IQ, 48-volt, CE	1
19	103282701	Kit, Terminal Block Ground (includes items 20 through 24)	1
20	102259801	Terminal Block	1
21	102263701	Screw, #10-24 X 0.75 Phillips, Thread-Forming	1
22	103282601	Wire Assembly Black #10	1
23	1242	Nut, 5/16-18 Hex	1
24	7174	Lockwasher, 5/16 Split	1
25	103316901	Cover Asm - Controller (includes items 26 through 28)	1
26	101931501	Decal, Component Cover	1
27	103316701	Cover - Controller, Deep	1
28	103316801	Gasket - Controller Cover	1
29	103697301	Obc, Iq, A1, #6	1
30	332	Washer, 1/4 Type A Narrow Flat	2
31	7174	Lockwasher, 5/16 Split	2
32	8639	Tie Wrap, 11" Nylon	1
33	8990	Tie Wrap, 8" Nylon	1

19

E

19

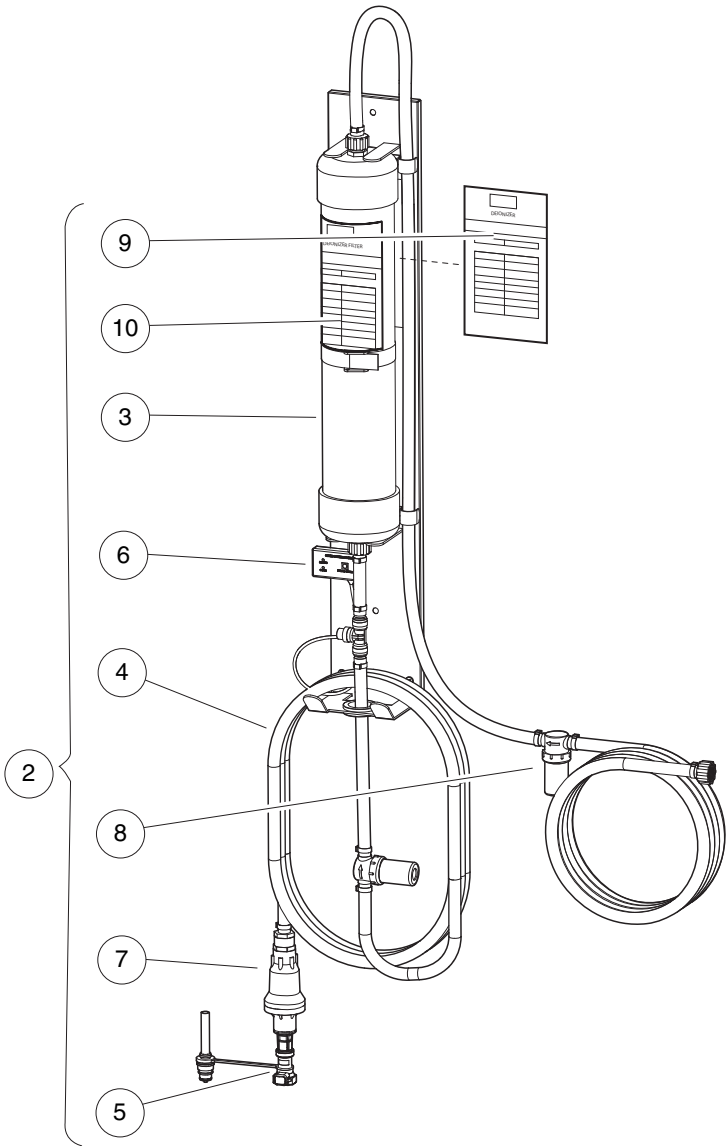
E



11



12



002523-003

HAND PUMP AND DEIONIZER (BATTERY-POWERED QUALITY LIGHT)

ITEM	PART NO.	DESCRIPTION	QTY
		1 2 3 4	
1	104006101	Kit, Hand Pump, Spws	1
2	105166801	Deionizer, w/Battery-Powered Water Quality Light (includes items 3 through 10)	1
3	104005901	Cartridge, Deionizer	1
4	105166901	Hose,outlet,deionizer	1
5	105167001	Flow Ind, W/coupler, Deionizer	1
6	105167101	Light, Quality, Battery-Powered, w/T-Fitting	1
7	105168501	Regulator, Pressure, Deionizer	1
8	105168601	Strainer, In-line, Deionizer	1
9	AM1300001	Decal, Filter Log, Blue	1
10	AM1300201	Decal, Inspect Log, Yellow	1
11	AM1300101	Decal, Filter Log, Blue, Pack of 100	A/R
12	AM1300301	Decal, Inspect Log, Yellow, Pack of 100	A/R

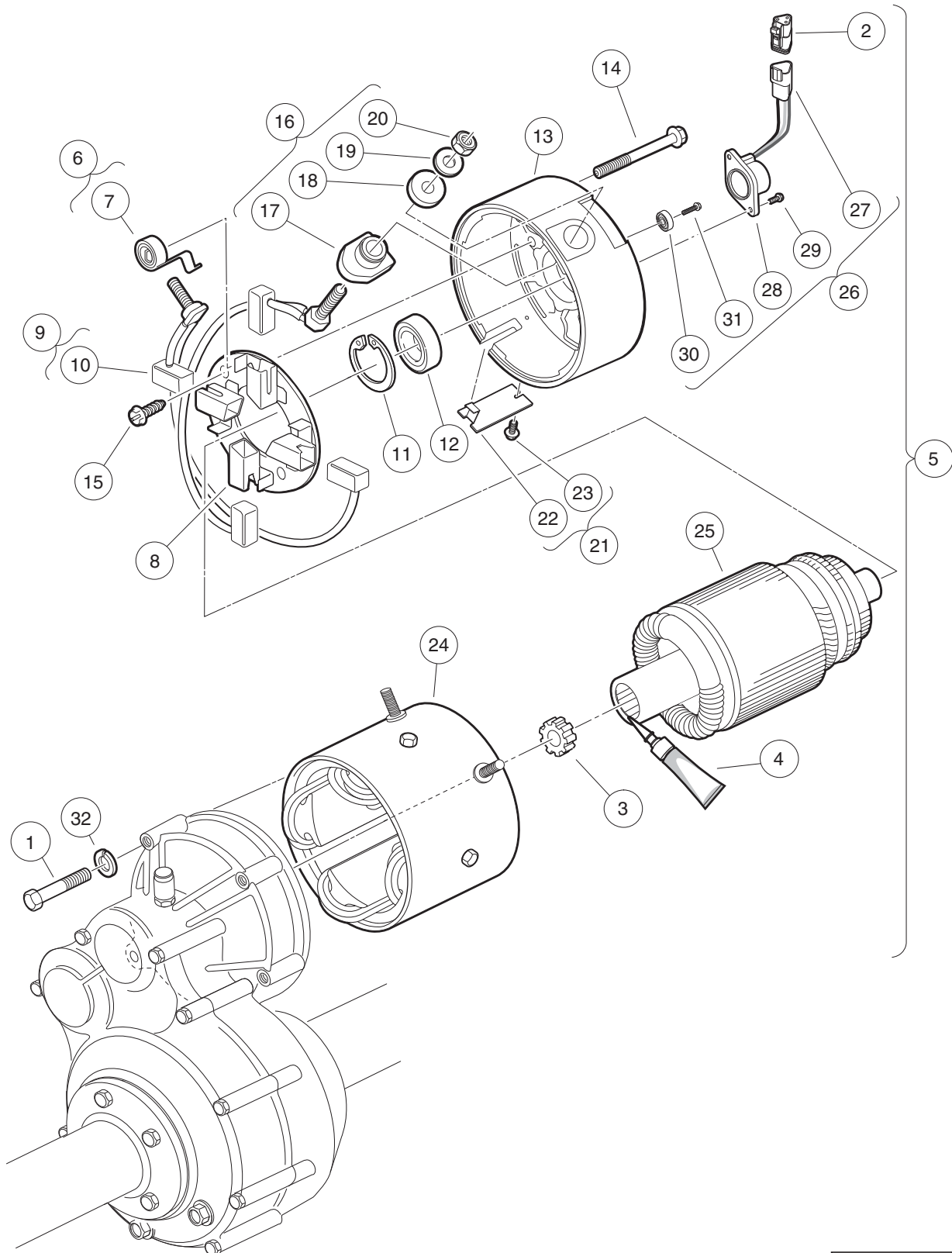
19

E

ELECTRIC MOTOR

20

E



000185-002

MOTOR (MODEL EJ8-4001A) – ELECTRIC VEHICLE

ITEM	PART NO.	DESCRIPTION	QTY
		1 2 3 4	
1	1014201	Screw, 1/4-20 X 2.25 Hex Cap	3
2	101920101	Kit, 3-Pin Wedge Lock	1
3	102235201	Bumper, Drive Unit	1
4	102243403	Lubricant, Moly-Teflon (Single-Use Tube)	1
5	103572501	IQ Electric Motor, 48-VDC 3.3 hp (includes items 6 through 26)	1
6	102186001	Spring Kit, Motor Brush (includes item 7)	1
7	N/A	Spring, Brush, S-g	4
8	102186101	Brush Box Assembly	1
9	102186201	Brush Kit, Motor (includes item 10)	1
10	N/A	Assembly, Brush and Terminal	2
11	N/A	Ring, 2.24" Internal Retaining	1
12	102186401	Bearing, Ball	1
13	102186701	End Cap, Motor	1
14	N/A	Screw, 1/4-20 X 2.25 Hex-Head Washer	2
15	102186901	Screw, #8-32 X .5 Hex-Head	2
16	102187101	Hardware Kit, Motor Terminal (includes items 17 through 20)	2
17	N/A	Bushing, Nylon	2
18	N/A	Washer, Nylon Flat	2
19	N/A	Washer, Flat, 5/16 Steel	2
20	N/A	Nut, Brass Hex, 5/16 - 18	2
21	102187201	Plate Kit, Motor Cover (includes items 22 and 23)	1
22	N/A	Assembly, Cover Plate	1
23	N/A	Screw, #8-32 x 0.375, Taptite Thread	1
24	102704701	Frame and Field Assembly	1
25	102704801	Armature Assembly	1
26	102704901	Kit, Speed Sensor (includes items 27 through 31)	1
27	101942301	Kit, 3-Pin Wedge Lock	1
28	N/A	Sensor, Motor Speed, ADC	1
29	N/A	Screw, #8-32, Taptite Thread	2
30	N/A	Magnet, ADC Motor	1
31	N/A	Screw, 1/4-20 x 0.5	1
32	451	Lockwasher, 1/4 Split	3
Note: The F1 and F2 terminal posts on the EJ8-4001A motor have 1/4 - 20			

20

E

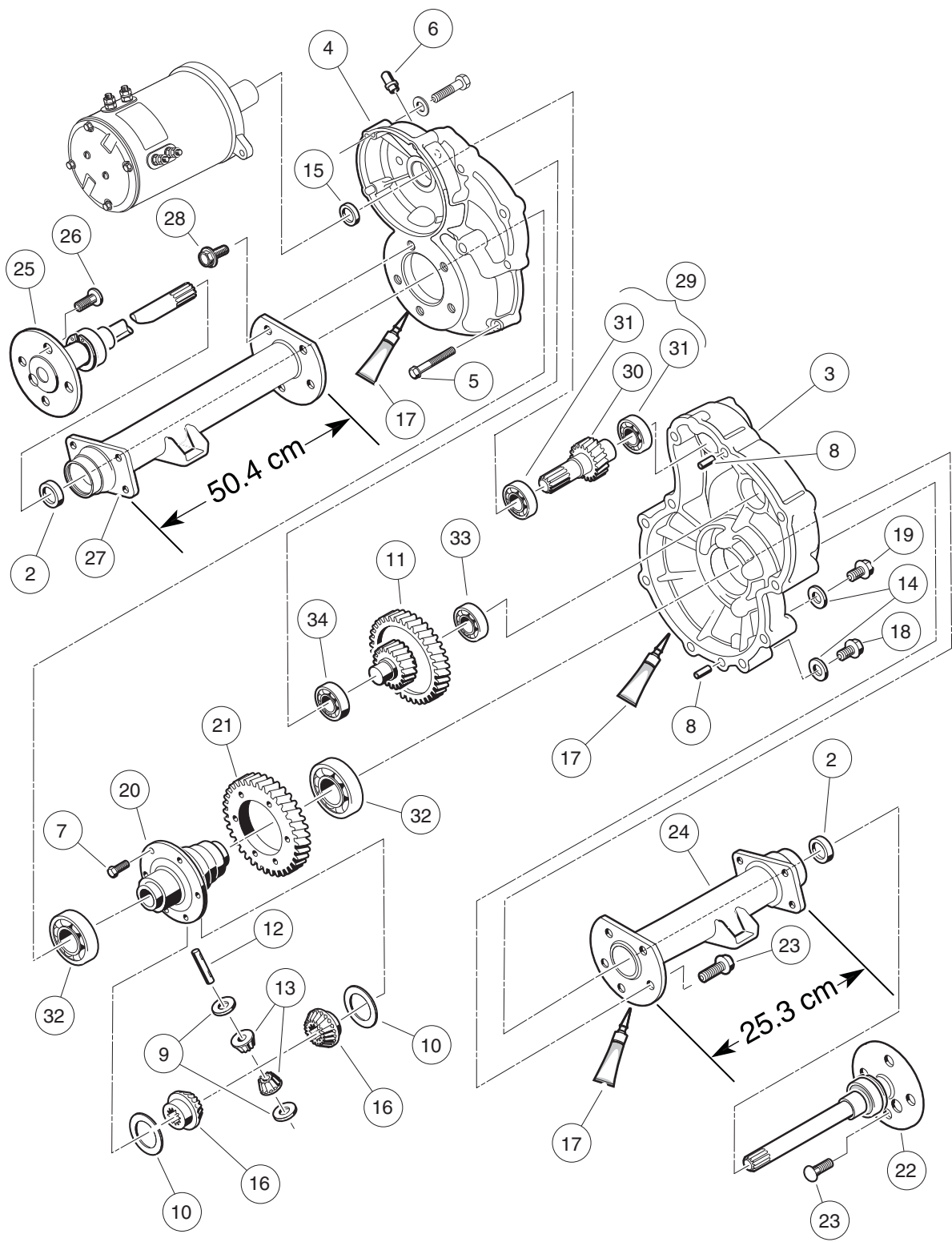
20

E

TRANSAXLE – ELECTRIC VEHICLES

21

E



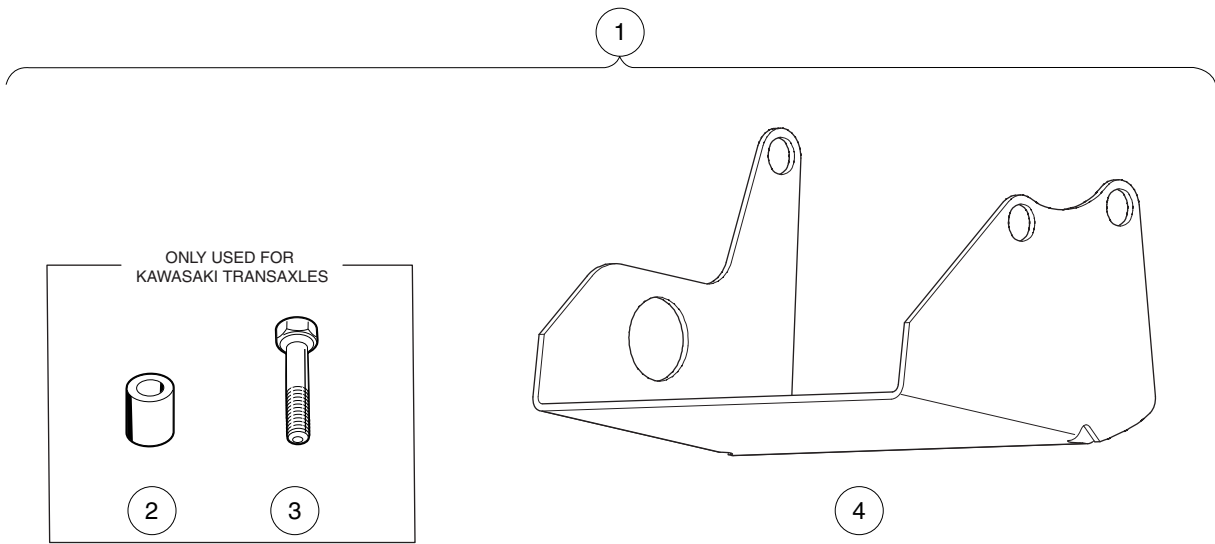
000223-005

TRANSAXLE – ELECTRIC VEHICLES

ITEM	PART NO.	DESCRIPTION	QTY
		1 2 3 4	
1	102771701	Transaxle, Electric (includes items 2 through 34)	1
2	1013794	Axle Shaft Oil Seal	2
3	101895401	Gear Case, Driver-Side	1
4	101895501	Gear Case, Passenger-Side	1
5	101897001	Screw, M8-1.25 X 60mm Hex-Head	11
6	101897201	Breather	1
7	101897401	Screw, M10-1.25 X 25mm	6
8	101897601	Pin, 11mm OD X 8.5mm ID X 10mm	2
9	101903601	Washer, Thrust	2
10	101903701	Washer, Thrust	2
11	101906901	Intermediate Shaft Assembly	1
12	101922101	Pin, 15.99mm X 88.7mm Dowel	1
13	101923001	Gear, Differential Idler	2
14	101923201	Gasket	2
15	101923501	Seal, Lip	1
16	101923901	Gear, Differential	2
17	101928701	Liquid Gasket (Transaxle case)	1
18	101972101	Plug, M14-1.5 X 12mm Magnetic	1
19	101972201	Plug, M14-1.5 X 12mm Hex	1
20	102356601	Housing, Differential, 6 Bolt	6
21	102356801	Gear, Differential Output, 6-Bolt	6
22	102886301	Axle Assembly, Driver-Side (includes item 23)	1
23	101922201	Lug Stud	4
24	102886401	Tube, Axle, Driver-Side	1
25	102886501	Axle Assembly, Passenger-Side (includes item 26)	1
26	101922201	Lug Stud	4
27	102886601	Tube, Axle, Passenger-Side	1
28	102902801	Screw, M10 X 30	10
29	103582801	Asm, E Trans Shaft/bearing (includes items 30 and 31)	1
30	N/A	Shaft, Input	1
31	7335	Bearing	2
32	7330	Inner Axle Tube Bearing	2
33	7335	Bearing	1
34	7336	Bearing	1

21

E



000365-002

DIFFERENTIAL GUARD – ELECTRIC VEHICLES

ITEM	PART NO.	DESCRIPTION	QTY
		1 2 3 4	
1	101611402	Kit, Differential Guard, Elec Vehicles (includes items 2 through 4)	1
2	101914001	Spacer, Steel	2
3	101936101	Screw, M10-1.50 X 60mm Hex Cap	2
4	101978601	Guard, Differential, Electric Vehicle Transaxle	1

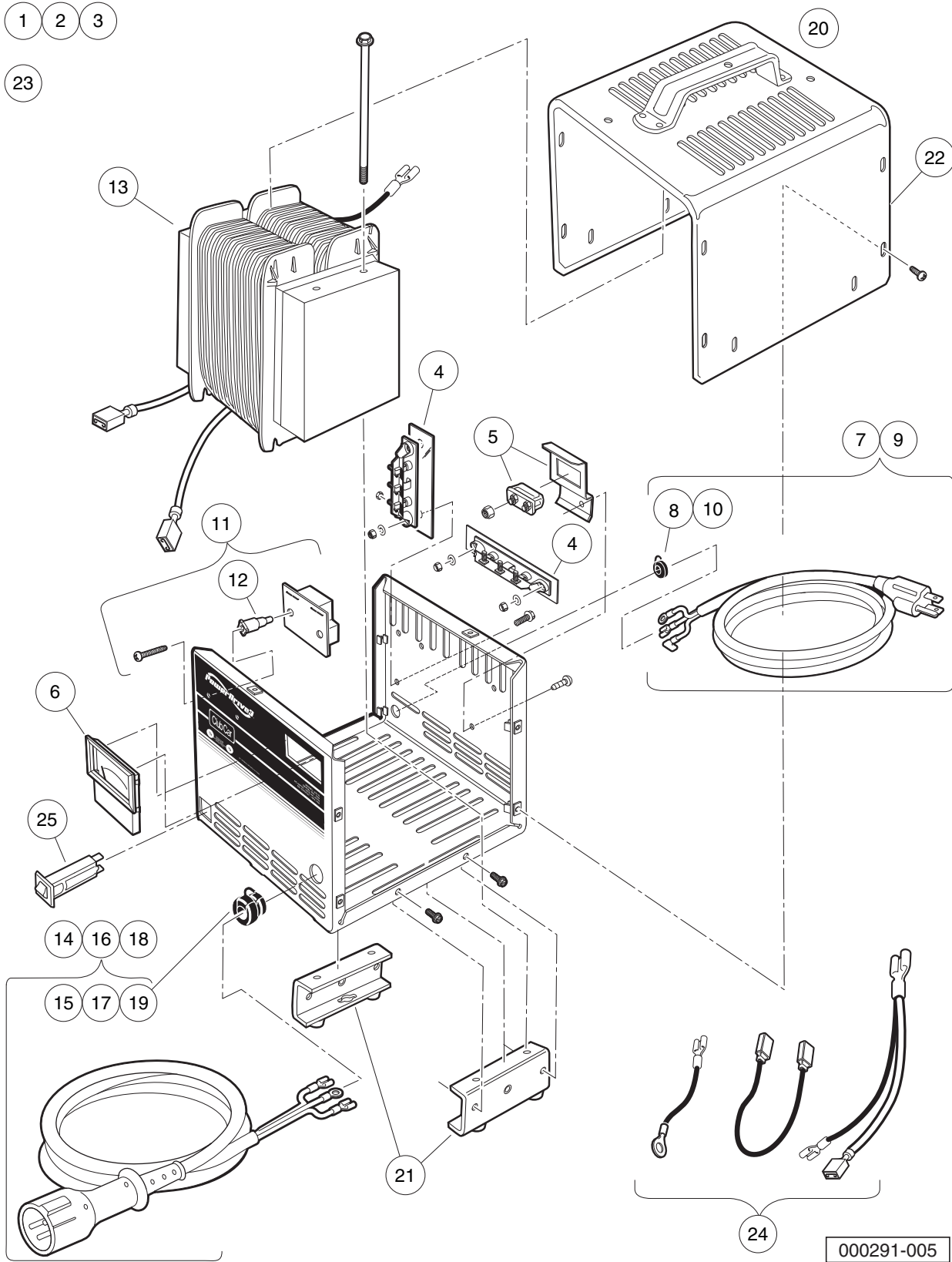
21

E

BATTERY CHARGERS – POWER DRIVE

- 1
- 2
- 3

- 23



000291-005

POWERDRIVE 3 BATTERY CHARGER (MODEL 26580-11,-12,-18,-19), DOMESTIC

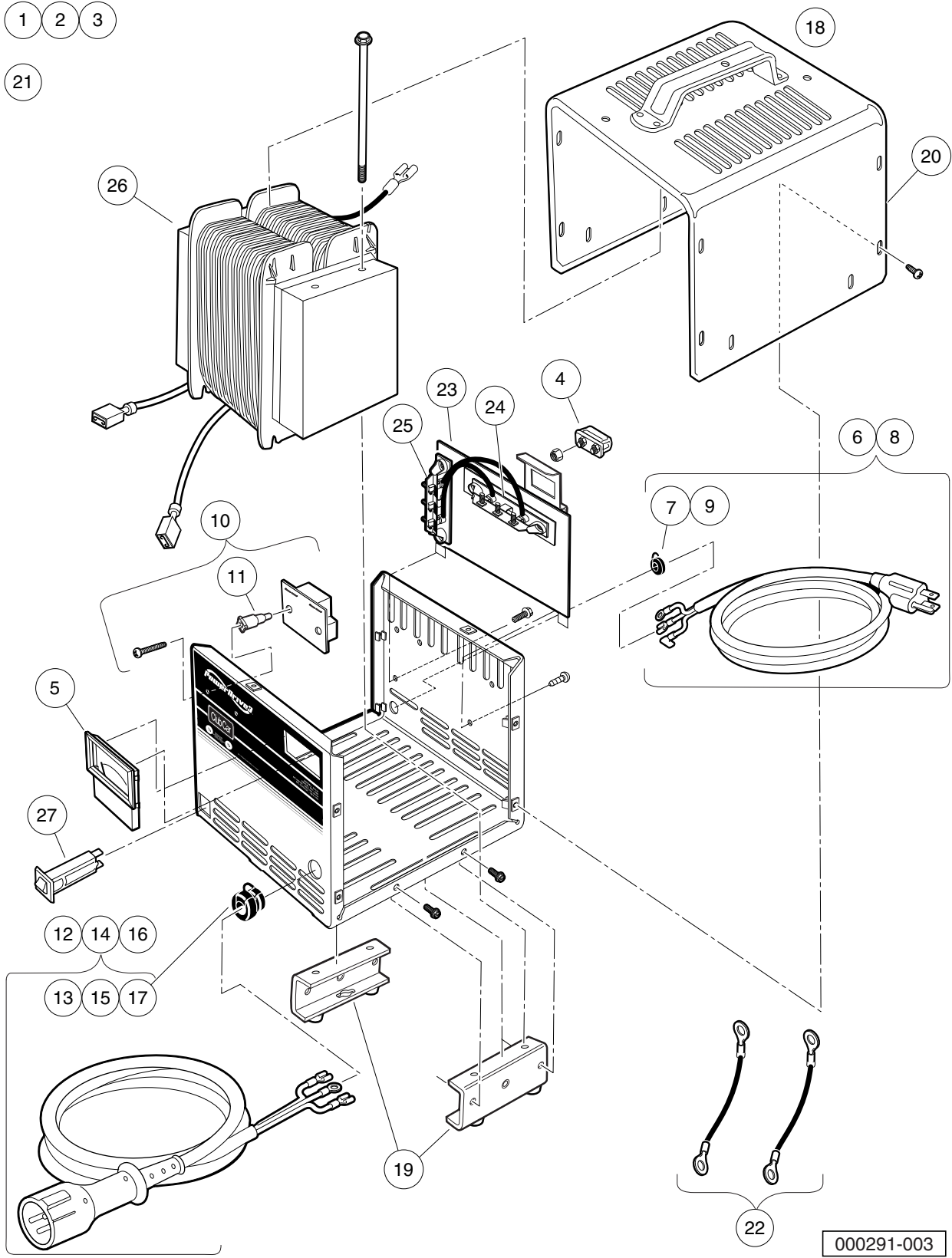
ITEM	PART NO.	DESCRIPTION	QTY
		1 2 3 4	
1	103499101	Charger, PowerDrive 3, 9ft DC, 6ft AC	1
2	103499102	Charger, PowerDrive 3, 12ft DC, 9ft AC	1
3	103499103	Charger, PowerDrive 3, 20ft DC, 9ft AC (includes items 4 through 25)	1
4	1015914	Rectifier with Heatsink Assembly	2
5	102273701	PD2 Fuse Asm	1
6	102273801	PD2 Ammeter	1
7	103428501	Kit, PD3 Cordset - AC 80" (includes item 8)	1
8	102273901	PD2 AC Cord Bushing	1
9	103428601	Kit, PD3 Cordset, - AC 114" (includes item 10)	1
10	102273901	PD2 AC Cord Bushing	1
11	103428701	Asm, PD3 Board Relay (includes item 12)	1
12	103429701	PD3 Plastic Stand-Offs	2
13	103428801	PD3 Transformer	1
14	103429001	PD3 Cordset - DC 113" (includes item 15)	1
15	1012098	Bushing, DC Cord	1
16	103429101	PD3 Cordset - DC 154" (includes item 17)	1
17	1012098	Bushing, DC Cord	1
18	103429201	PD3 Cordset - DC 205" (includes item 19)	1
19	1012098	Bushing, DC Cord	1
20	103429301	Asm, PD3 Case (includes items 21 and 22)	1
21	103434001	Asm, PD3 Legs	1
22	103439901	PD3Case Top (Includes Handle)	1
23	103429501	Kit, PD3 Hardware	1
24	103429601	Kit, PD3 Wires	1
25	CCX8506	Circuit Breaker, 15-Amp/120-Volt	1
Note: Level 1 Battery Charger part numbers include one AC and one DC cord. They do not include all of the level 2 cords listed.			

22

E

- 1
- 2
- 3

- 21



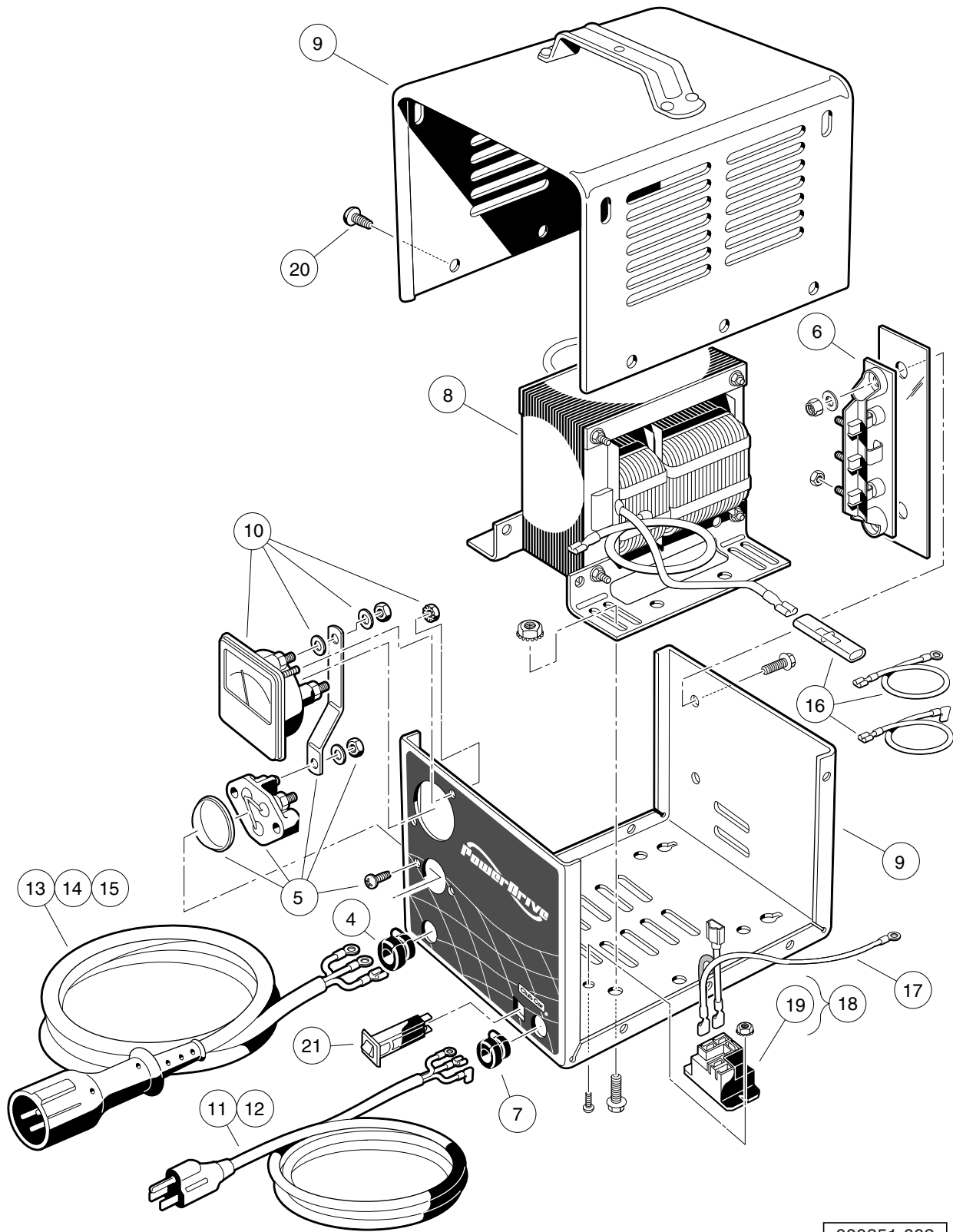
000291-003

POWERDRIVE 3 BATTERY CHARGER (MODEL 26580-31,-38,-39), DOMESTIC

ITEM	PART NO.	DESCRIPTION	QTY
		1 2 3 4	
1	103717001	Charger, PowerDrive 3, 9ft DC, 6ft AC	1
2	103717002	Charger, PowerDrive 3, 12ft DC, 9ft AC	1
3	103717003	Charger, PowerDrive 3, 20ft DC, 9ft AC (includes items 4 through 27)	1
4	102273701	PD2 Fuse Asm	1
5	102273801	PD2 Ammeter	1
6	103428501	Kit, PD3 Cordset - AC 80" (includes item 7)	1
7	102273901	PD2 AC Cord Bushing	1
8	103428601	Kit, PD3 Cordset, - AC 114" (includes item 9)	1
9	102273901	PD2 AC Cord Bushing	1
10	103428701	Asm, PD3 Board Relay (includes item 11)	1
11	103429701	PD3 Plastic Stand-Offs	2
12	103429001	PD3 Cordset - DC 113" (includes item 13)	1
13	1012098	Bushing, DC Cord	1
14	103429101	PD3 Cordset - DC 154" (includes item 15)	1
15	1012098	Bushing, DC Cord	1
16	103429201	PD3 Cordset - DC 205" (includes item 17)	1
17	1012098	Bushing, DC Cord	1
18	103429301	Asm, PD3 Case (includes items 19 and 20)	1
19	103434001	Asm, PD3 Legs	1
20	103439901	PD3Case Top (Includes Handle)	1
21	103429501	Kit, PD3 Hardware	1
22	103513001	Wire Asm Kit Blk Pd3	1
23	103517401	Kit Pd3 Button Diode (includes items 24 and 25)	1
24	N/A	Asm Diode Top	1
25	N/A	Asm Diode Side	1
26	103779601	Transformer, Pd3, AI	1
27	CCX8506	Circuit Breaker, 15-Amp/120-Volt	1
<p style="margin: 0;">Note: Level 1 Battery Charger part numbers include one AC and one DC cord. They do not include all of the level 2 cords listed.</p>			

22

E



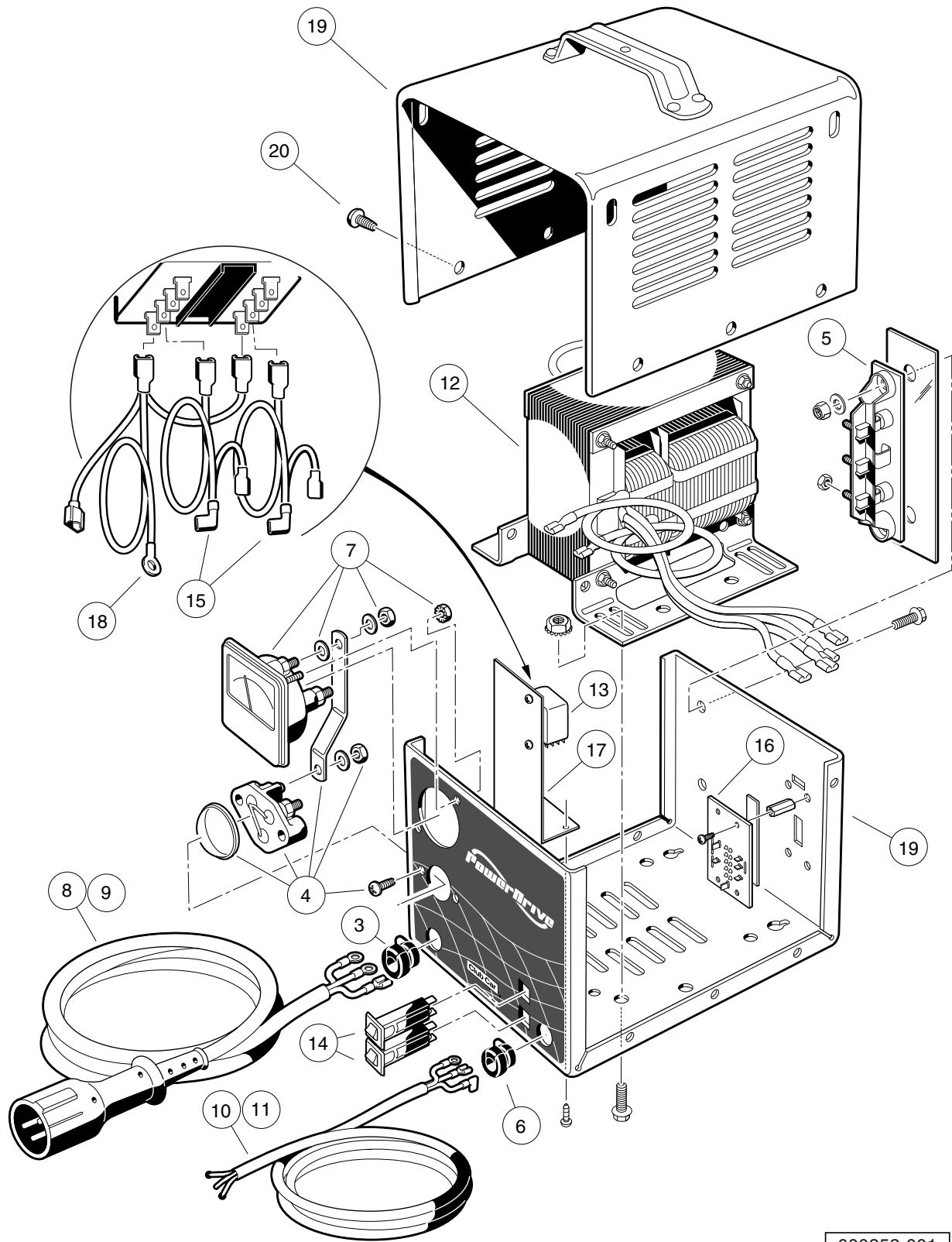
000351-002

POWERDRIVE BATTERY CHARGER (MODEL 17930), DOMESTIC

ITEM	PART NO.	DESCRIPTION	QTY
		1 2 3 4	
1	101802201	Charger, PowerDrive, 48V/17A, 9ft DC, 6ft AC Cord	1
2	101802202	Charger, PowerDrive, 48V/17A, 12ft DC, 9ft AC Cord	1
3	101802203	Charger, PowerDrive, 48V/17A, 20ft DC, 9ft AC Cord (includes items 4 through 21)	1
4	1012098	Bushing, DC Cord	1
5	1012101	Fuse Assembly	1
6	1015914	Rectifier with Heatsink Assembly	1
7	1015917	Bushing, AC Cord	1
8	101819701	Transformer, Battery Charger	1
9	101828301	Case Assembly	1
10	101828501	Ammeter	1
11	101828801	Cord, AC, 80-Inch (203 cm)	1
12	101828802	Cord, AC, 108-Inch (274 cm)	1
13	101828901	Cord, DC, 113-Inch (287 cm)	1
14	101828902	Cord, DC, 154-Inch (391 cm)	1
15	101828903	Cord, DC, 250-Inch (635 cm)	1
16	101831101	Wire Assembly Kit	1
17	101914401	Assembly, Voltage Suppressor	1
18	103414901	Kit, Relay, 48v 30a W/instr (includes item 19)	1
19	103397901	Relay, Spst No, 48v 30a, Pmt	1
20	7577	Screw, #10 X 0.50 Phillips Pan-Head	10
21	CCX8506	Circuit Breaker, 15-Amp/120-Volt	1
<p>Note: Level 1 Battery Charger part numbers include one AC and one DC cord. They do not include all of the level 2 cords listed.</p>			

22

E



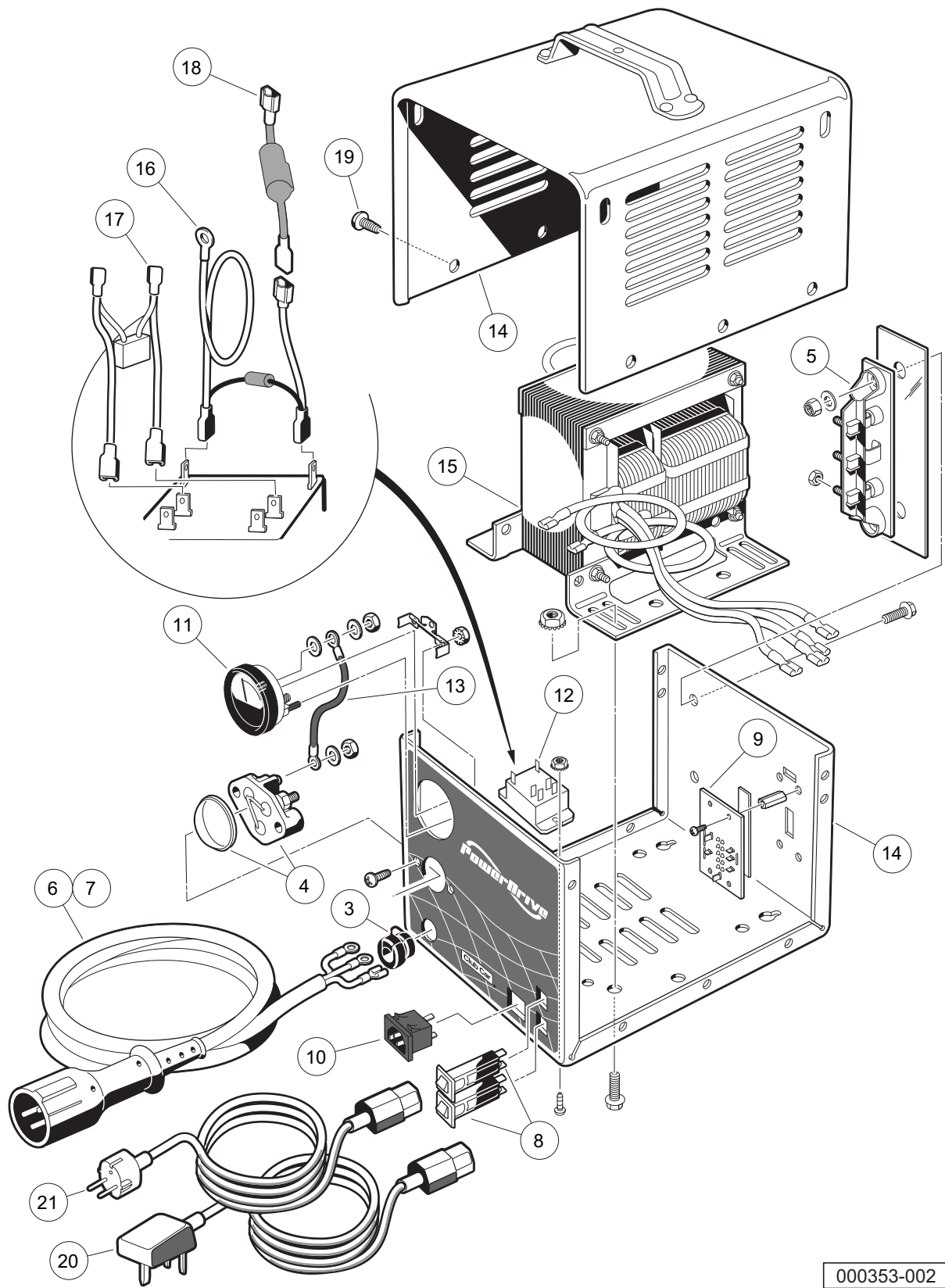
000352-001

POWERDRIVE BATTERY CHARGER (MODEL 18780), EXPORT

ITEM	PART NO.	DESCRIPTION	QTY
		1 2 3 4	
1	101831503	Battery Charger, 48-Volt DC (8.5-ft DC, 6-ft AC)	1
2	101831504	Battery Charger, 48-Volt DC (12-ft DC, 9-ft AC) (includes items 3 through 20)	1
3	1012098	Bushing, DC Cord	1
4	1012101	Fuse Assembly	1
5	1015914	Rectifier with Heatsink Assembly	1
6	1015917	Bushing, AC Cord	1
7	101828501	Ammeter	1
8	101828901	Cord, DC, 113-Inch (287 cm)	1
9	101828902	Cord, DC, 154-Inch (391 cm)	1
10	101831701	Cord, AC, 80-Inch (203 cm), without Plug	1
11	101831702	Cord, AC, 118-Inch (300 cm), without Plug	1
12	101838201	Transformer, Export Battery Charger	1
13	101838301	Relay, Export Charger	1
14	101838401	Circuit Breaker	2
15	101838501	Kit, Wire Assembly	1
16	101838601	Four-Position Switch	1
17	101838701	Mounting Bracket, Relay	1
18	101914401	Assembly, Voltage Suppressor	1
19	N/A	Case, Charger	1
20	7577	Screw, #10 X 0.50 Phillips Pan-Head	10
<p style="margin-left: 40px;">Note: Level 1 Battery Charger part numbers include one AC and one DC cord. They do not include all of the level 2 cords listed.</p>			

22

E



000353-002

POWERDRIVE BATTERY CHARGER (MODEL 20310), EUROPEAN

22

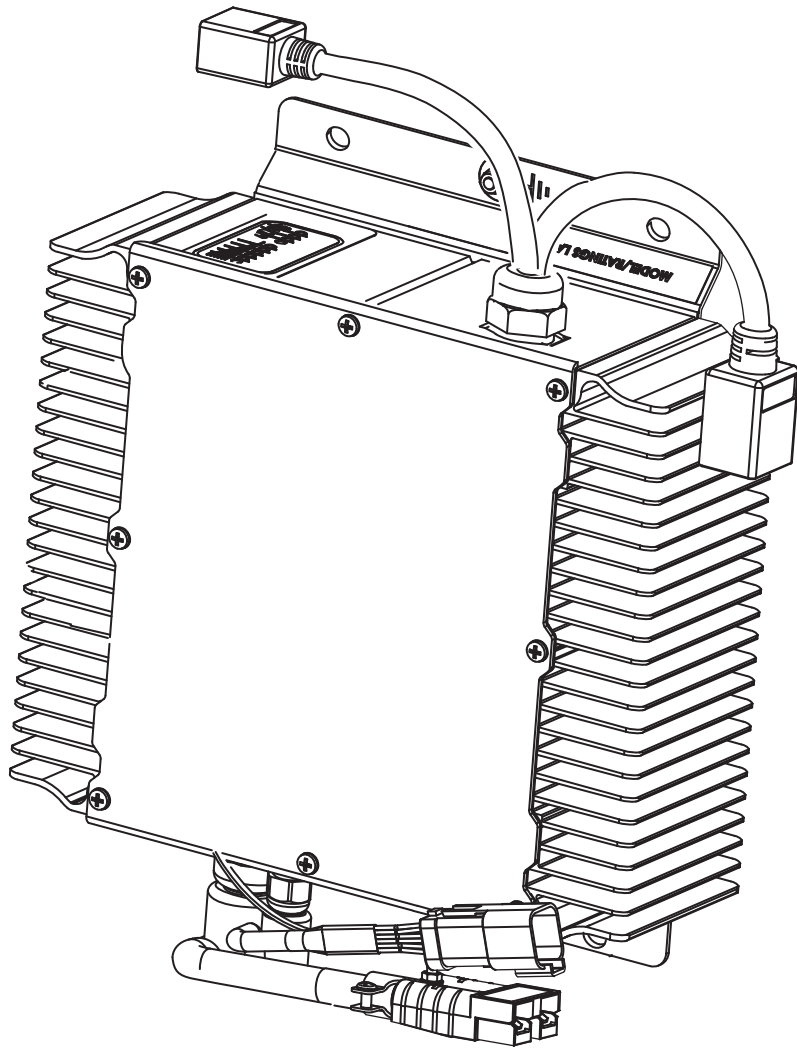
E

ITEM	PART NO.	DESCRIPTION	QTY
		1 2 3 4	
1	101956201	Battery Charger, 48-Volt w/ 4-Position Switch (8.5-ft DC)	1
2	101956202	Battery Charger, 48-Volt w/ 4-Pos. Switch (12-ft DC) (includes items 3 through 19)	1
3	1012098	Bushing, DC Cord	1
4	1012101	Fuse Assembly	1
5	1015914	Rectifier with Heatsink Assembly	1
6	101828901	Cord, DC, 113-Inch (287 cm)	1
7	101828902	Cord, DC, 154-Inch (391 cm)	1
8	101838401	Circuit Breaker	2
9	101838601	Four-Position Switch	1
10	101973501	Receptacle, AC Cord	1
11	101976601	Ammeter with Mounting Bracket	1
12	101987501	Relay	1
13	N/A	Wire, Jumper	1
14	N/A	Case, Charger	1
15	****	Transformer, European Battery Charger	1
16	****	Suppressor, AC Voltage	1
17	****	Assembly, Wire	1
18	N/A	Limiter, Current	1
19	7577	Screw, #10 X 0.50 Phillips Pan-Head	10
20	101958201	Cord, UK, AC, Battery Charger	1
21	101958301	Cord, European AC, Battery Charger	1
		**** Special order item available upon request.	
		Note: Level 1 Battery Charger part numbers include one AC and one DC cord. They do not include all of the level 2 cords listed.	

BATTERY CHARGER – DELTAQ HIGH-FREQUENCY

23

E



1

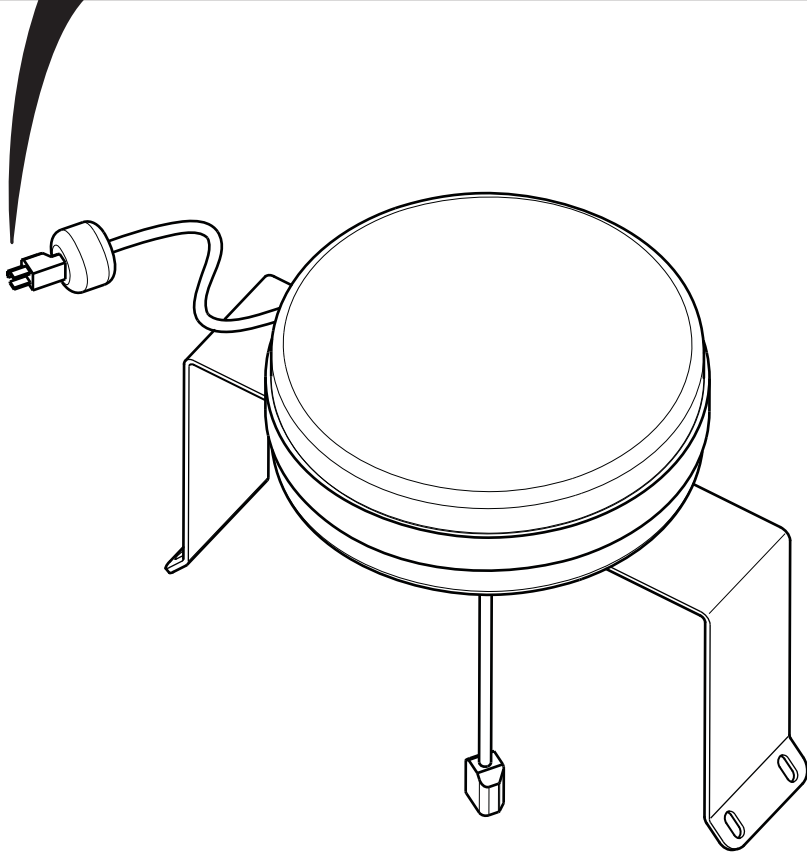
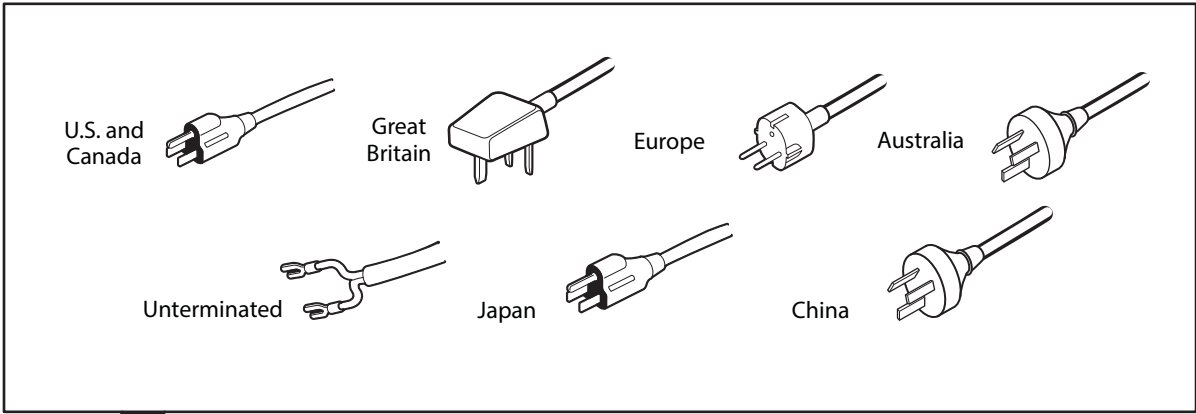
001428-001

HIGH-FREQUENCY BATTERY CHARGER – ONBOARD

ITEM	PART NO.	DESCRIPTION	QTY
1	SVPP325510	1 2 3 4 Charger, Delta Q, Sb50, Alg 11	1

23

E



- 1
- 2
- 3
- 4
- 5
- 6
- 7

001429-001

CORD REELS, ONBOARD – HIGH-FREQUENCY CHARGER

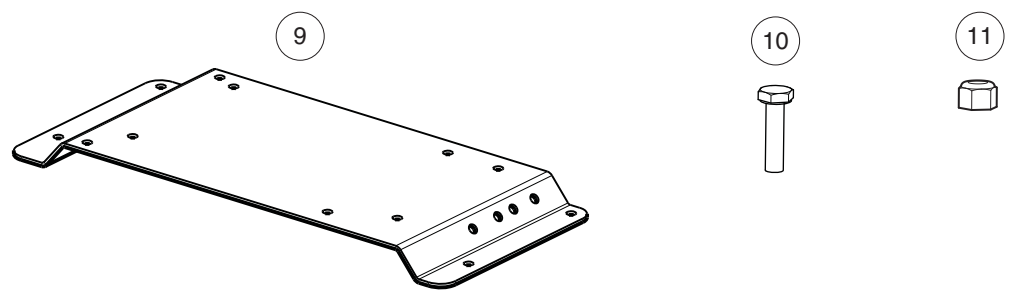
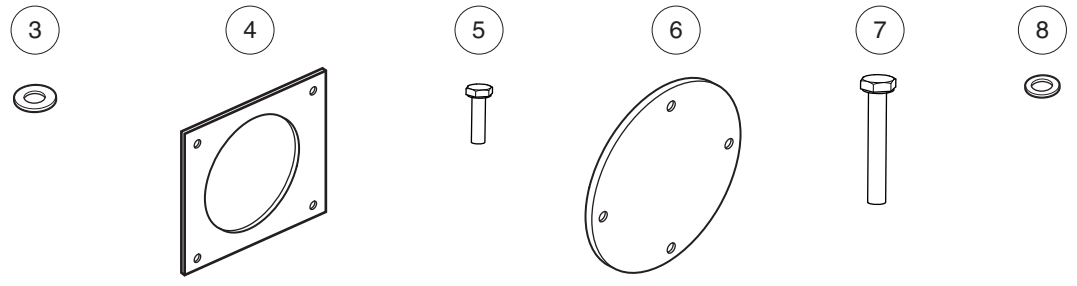
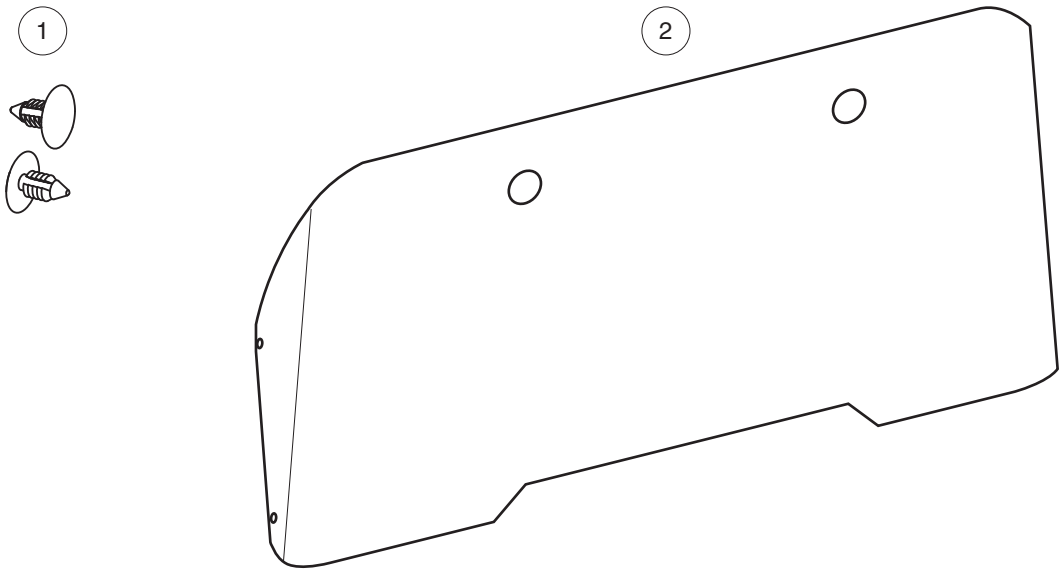
ITEM	PART NO.	DESCRIPTION	QTY
		1 2 3 4	
1	47579307001	Cord Reel, Retrct, V6/v8	1
2	47579307002	Cord Reel,retrct,v6/v8, Uk	1
3	47579307003	Cord Reel,retrct,v6/v8, Eu	1
4	47579307004	Cord Reel,retrct,v6/v8, Au	1
5	47579307005	Cord Reel,retrct,v6/v8, Unterm	1
6	47579307006	Cord Reel,retrct,v6/v8, Japan	1
7	47579307007	Cord Reel,retrct,v6/v8, China	1

23

E

23

E



001430-001

CHARGER MOUNTING – ONBOARD HIGH-FREQ.

ITEM	PART NO.	DESCRIPTION	QTY
		1 2 3 4	
1	1010434	Barrel - Plastic	4
2	1011348	Rear Panel 4 Passenger	1
3	1014306	Washer, 1/4" Type B Flat	4
4	101801001	Plate, Receptacle Backing	1
5	101832001	Screw, #7-19 X 0.625 Phillips Pan-Head Tap	4
6	103218001	Cover Plate, Receptacle	1
7	304	Screw, 1/4-20 X 1.0 Hex-Head Cap	4
8	332	Washer, 1/4 Type A Narrow Flat	12
9	47579306001	Brkt, Ob Charger, V6/v8	1
10	7847	Screw, 1/4-20 X 0.75 Hex-Head Cap	8
11	8233	Locknut, 1/4-20, Nylon Insert	12

23

E

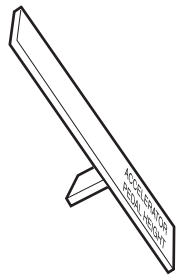
23

E

MAINTENANCE AND SERVICE TOOLS

24
G
E

24
G
E



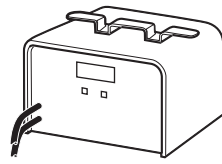
1



2



3



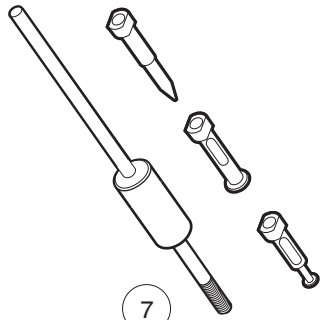
4



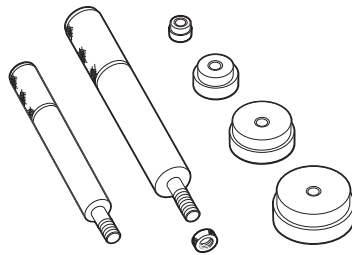
5



6



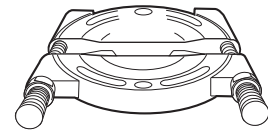
7



8



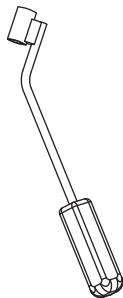
9




10



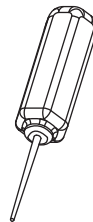
11



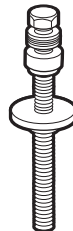
12



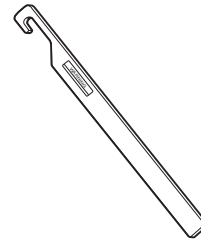
13




14



15



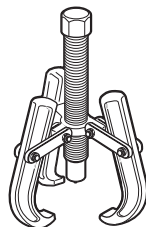
16



17



18



19



20



21

001600-001

MAINTENANCE AND SERVICE TOOLS

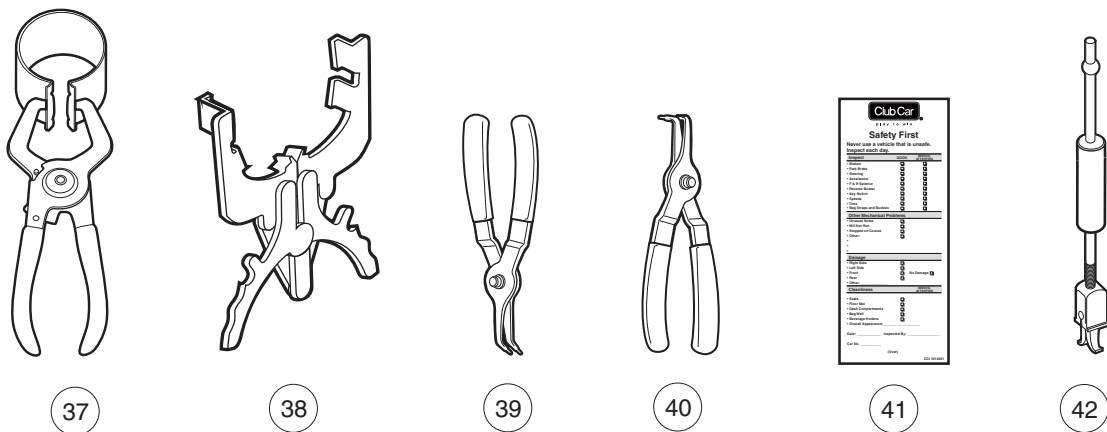
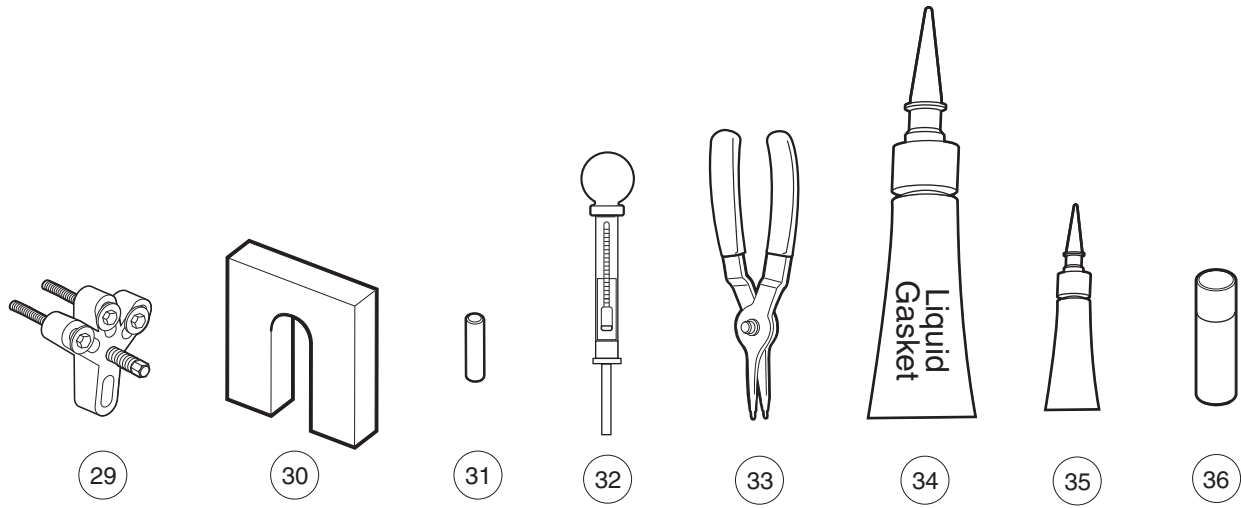
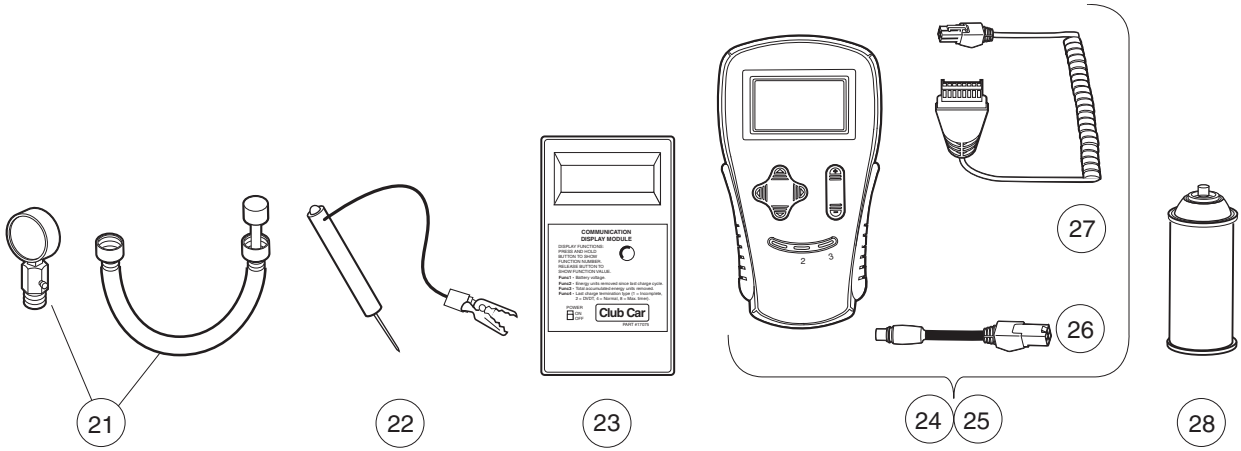
ITEM	PART NO.	DESCRIPTION	QTY GAS	QTY ELEC
		<p>1 2 3 4</p> <p>The following tool list includes all tools available from Club Car to perform maintenance and service procedures on all electric utility vehicles and all gasoline utility vehicles equipped with Kawasaki FE-series engines. Be sure to carefully examine the tool list for applicability to your vehicle before ordering.</p>		
1	101871001	Accelerator Pedal Adjustment Tool (Utility Vehicles).....	1	1
2	101813202	Adhesive, Guide Ring, 3-Gram Tube		1
3	101641202	Arbor	1	
4	101831901	Battery Discharge Machine, 36/48 Volt		1
5	1014305	Battery Terminal Protector Spray	1	1
6	1011767	Battery Thermometer	1	1
7	1016417	Bearing and Oil Seal Remover Assembly	1	1
8	1016416	Bearing Driver Set	1	1
9	1012811	Bearing Puller	1	1
10	1012812	Bearing Puller Wedge Attachment	1	1
11	1013582	Brake Adjustment Tool (used only on vehicles with manually adjusted mechanical brakes)	1	1
12	102555501	Brake Cable Release Tool	1	1
13	101887101	Calibration Test Module		1
14	102562401	Charger Bezel Tool		1
		Clutch Tools (items 14 - 20)	1	
15	101808401	Clutch Cam Installation Tool (for Kawasaki engines)	1	
16	1015524	Drive Clutch Holder Tool Assembly (for Kawasaki engines)	1	
17	1014497	Drive Clutch Hub Puller (for Kawasaki engines)	1	
18	1014496	Drive Clutch Puller (for Kawasaki engines)	1	
19	1014508	Driven Clutch Cam Puller (for Kawasaki engines)	1	
20	1014507	Driven Clutch Puller Plug (for Kawasaki engines)	1	
21	101809101	Press Weldment (for Kawasaki engines)	1	
		<p>Please refer to the maintenance and service manual for proper tool application.</p>		

24

G

E

24
G
E



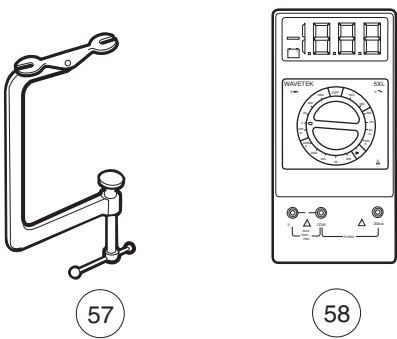
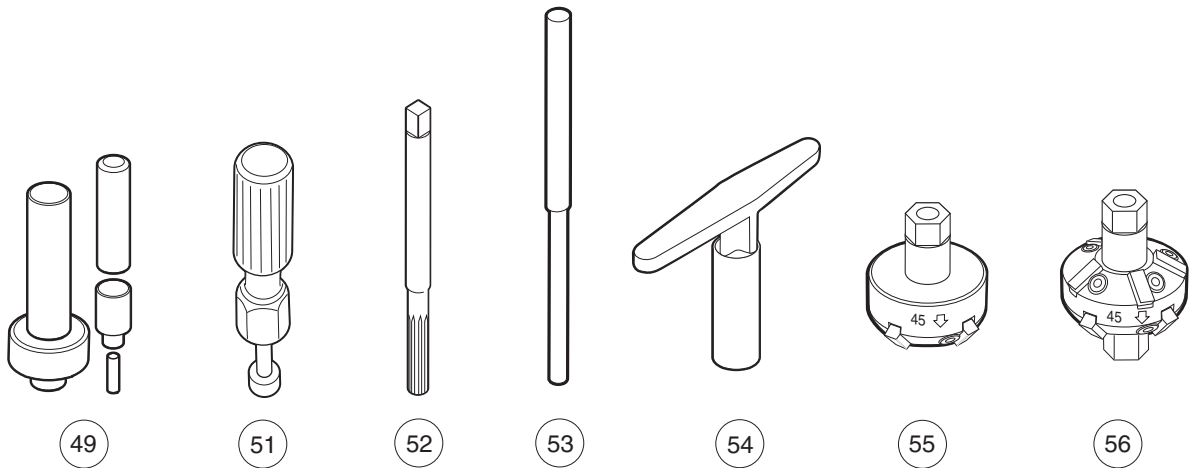
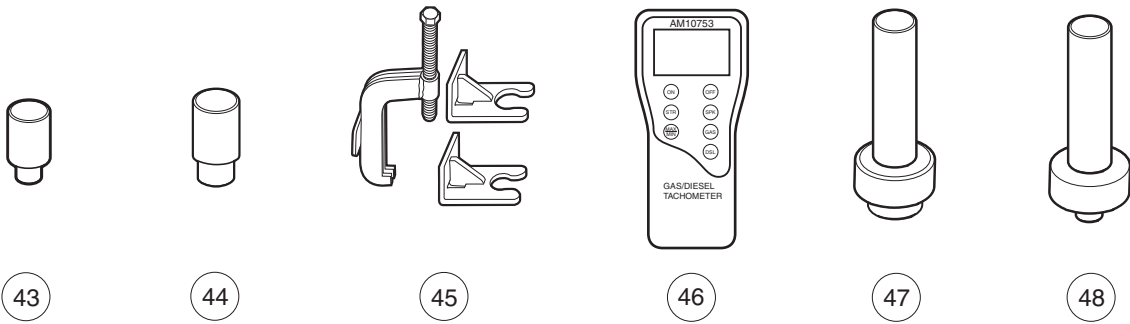
001601-001

MAINTENANCE AND SERVICE TOOLS, CONTINUED

ITEM	PART NO.	DESCRIPTION	QTY GAS	QTY ELEC
		1 2 3 4		
21	101641002	Compression Gauge and Adapter	1	
22	1011273	Continuity Tester	1	1
23	101831801	Communication Display Module		1
24	102248803	IQ Display Module (IQDM) Kit (IQ System and IQ Plus vehicles) (includes items 54 and 55)		1
25	102248804	IQ Display Module (IQDM-P) Kit (IQ System and IQ Plus vehicles)..... (includes items 54 and 55)		1
26	102251501	Adaptor, Cable		1
27	102241502	IQDM Series 2 Cable		1
28	1012151	Dry Moly Lubricant	1	1
29	1016627	Flywheel Puller Kit (for Kawasaki Engines)	1	
30	1016418	Gear Yoke	1	1
31	101933101	Governor Shaft Installation Tool (for Kawasaki Engine Vehicles)	1	
32	1011478	Hydrometer	1	1
33	1013593	Internal Retaining Ring Pliers	1	1
34	101928701	Liquid Gasket (transaxle case)	1	1
35	102243402	Moly-Teflon Lubricant (4-oz. (113-gram) tube)		1
36	101997201	Paint, Touch-Up ,Äi Beige*	1	1
36	101997207	Paint, Touch-Up ,Äi Black*	1	1
36	101997212	Paint, Touch-Up ,Äi Burgundy*	1	1
36	101997211	Paint, Touch-Up ,Äi Classic Blue (Navy)*	1	1
36	101997205	Paint, Touch-Up ,Äi Dark Gray*	1	1
36	101997209	Paint, Touch-Up ,Äi Dark Green*	1	1
36	101997204	Paint, Touch-Up ,Äi Gray*	1	1
36	101997203	Paint, Touch-Up ,Äi Red*	1	1
36	101997206	Paint, Touch-Up ,Äi Royal Blue (Pacific Blue)*	1	1
36	101997202	Paint, Touch-Up ,Äi White*	1	1
37	1016414	Piston Ring Compressor Kit	1	
38	1016415	Piston Ring Pliers	1	
39	1012549	Retaining Ring Pliers, 45→ External	1	1
40	1012560	Retaining Ring Pliers, 90→ Internal	1	1
41	101823101	Safety First Card (50 per pack)	1	1
42	1012809	Seal Puller	1	1
		Please refer to the maintenance and service manual for proper tool application.		

24
G
E

24
G
E



001602-001

MAINTENANCE AND SERVICE TOOLS, CONTINUED

ITEM	PART NO.	DESCRIPTION	QTY GAS	QTY ELEC
		1 2 3 4		
43	1014264	Steering Column Bearing Press Tool	1	1
44	1014259	Steering Column Retaining Ring Tool	1	1
45	102061201	Steering Wheel Puller Tool	1	1
46	AM10753	Tachometer (includes gasoline engine pick up lead only)	1	
47	1014162	Transaxle Axle Seal Tool (for electric vehicles)		1
48	1014161	Transaxle Pinion Seal Tool (for electric vehicles)		1
49	1014115	Transmission Tool Kit (for electric vehicles).....		1
50	101611003	Tune-Up Kit, All OHV (for FE290, FE350, FE400 only) (includes air filter, spark plug, oil filter, fuel filters) (not shown)	1	
51	1016413	Valve Clearance Adjuster Screw Holder (for FE290 engines only)	1	
52	101641201	Valve Guide Reamer (FE290, FE350, and FE400 only).....	1	
53	1016552	Valve Seat Cutter Guide	1	
54	1016551	Valve Seat Cutter T-Wrench	1	
55	1016553	Valve Seat Cutter, 45→× (32 mm diameter) (for FE290 engines only)	1	
56	1016554	Valve Seat Cutter, 45→×/30→× (35 mm diameter)	1	
57	101641101	Valve Spring Compressor	1	
58	1011480	Volt Ohm Meter	1	1
		Please refer to the maintenance and service manual for proper tool application.		

24

G

E

INDEX

Part Number and Page

AM10753	24-7	7174	6-9, 6-27, 7-7, 8-9, 11-13, 13-3, 14-3, 19-19, 19-21, 19-23	101090802	19-11, 19-13, 19-15
AM10080	17-9	7311	1-29, 1-31, 1-33, 1-35, 1-37, 6-27	1010909	4-5, 4-21
AM10081	17-9	7330	17-11, 21-3	1010921	5-3
AM10419	15-5, 16-11	7335	17-9, 21-3	1010927	5-3
AM10622	1-51	7336	21-3	1010932	5-3
AM10639	1-17	7473	1-3, 1-29, 1-31, 1-33, 1-35, 1-37, 1-43, 1-51, 4-5, 4-7, 5-3, 5-5, 5-7, 5-11, 6-3, 6-27, 7-11, 7-15, 8-11, 8-13, 8-25, 12-15	1010933	5-3
AM1205602	1-51	7577	22-7, 22-9, 22-11	1010934	1-51, 7-15, 8-25
AM1213901	1-9	7591	4-5, 4-7, 4-29, 10-9	1010954	7-11, 8-11, 8-13, 17-7, 17-13
AM1225001	1-5	7716	5-3	1010958	19-11, 19-13, 19-15
AM1232301	9-5	7818	7-11, 8-11, 8-13	1010984	2-3
AM1300001	19-25	7820	4-23, 4-25	1010993	1-47, 1-49
AM1300101	19-25	7847	1-19, 1-45, 13-3, 23-7	1011084	5-7
AM1300201	19-25	7893	4-5, 4-9, 4-11, 4-21, 7-11, 8-11, 8-13, 17-5	1011098	1-51
AM1300301	19-25	7973	1-13, 11-15	1011114	12-13, 18-19
CCX8506	22-3, 22-5, 22-7	8056	8-17, 8-23	1011137	5-15
SVP147801	3-3, 3-5	8057	7-11, 7-13, 8-13, 8-15, 8-17, 8-21, 8-23, 17-3	1011229	4-5, 4-7
SVPP230201	1-29	8058	7-11, 7-13, 8-13, 8-15, 8-17, 8-21, 8-23, 17-3	1011273	24-5
SVPP230901	1-29	8067	6-15	1011280	4-5, 4-7
SVPP230902	1-29	8104	4-9, 4-11, 17-3	1011291	17-11
SVPP230903	1-29	8233	1-11, 1-29, 1-31, 1-33, 1-35, 1-37, 1-45, 1-47, 1-49, 4-23, 4-25, 4-27, 5-5, 5-7, 6-27, 7-9, 11-3, 11-5, 11-13, 12-13, 17-5, 17-7, 17-13, 18-3, 18-19, 23-7	1011348	23-7
SVPP230904	1-29	8248	7-9, 11-3, 11-5, 18-3	1011382	4-13, 4-17
SVPP234001	1-29	8251	1-47, 1-49	1011402	5-3
SVPP285901	1-29	8294	4-23, 4-25	1011415	6-23
SVPP325510	23-3	8450	15-7, 16-7, 16-9	1011418	5-3
183	4-5, 4-7, 4-9, 4-11, 4-21, 11-5, 11-15, 15-7, 16-7, 16-9, 17-7, 17-13	8639	8-11, 8-13, 17-5, 19-19, 19-21, 19-23	1011439	4-5, 4-7
304	1-31, 1-33, 1-35, 1-37, 4-23, 4-25, 17-5, 23-7	8717	5-5, 5-7, 7-11, 8-11, 8-13, 17-3, 17-7, 17-13, 18-3, 18-5	1011478	24-5
320	1-27	8754	1-27, 5-5, 5-7, 6-5, 6-7, 6-17, 6-19, 6-21, 6-25, 7-7, 8-9	1011480	24-7
332	1-11, 1-25, 1-29, 1-31, 1-33, 1-35, 1-37, 1-45, 1-47, 1-49, 4-23, 4-25, 7-9, 11-17, 13-3, 19-19, 19-21, 19-23, 23-7	8755	6-19, 6-25	1011497	4-29
334	5-5, 5-7, 6-5, 6-7, 9-15, 15-7, 16-7, 16-9	8797	11-5	1011522	1-43
343	1-33, 1-37	8861	6-17, 6-27	1011546	1-43
357	1-43, 6-21, 6-27	8935	1-3	1011553	1-43, 3-3, 3-5
451	13-3, 20-3	8963	1-31, 1-33, 1-35, 1-37, 1-51	1011557	4-5, 4-7, 4-29
705	9-15	8990	4-9, 4-11, 4-19, 4-27, 6-5, 7-11, 18-7, 18-9, 18-11, 18-13, 19-19, 19-21, 19-23	1011558	4-29
706	1-43, 6-21	1010028	17-3	1011578	1-3, 6-7
808	1-43, 6-27, 15-7	1010124	6-21	1011582	4-29
1016	4-5, 4-9, 4-11, 4-21, 11-5	1010138	6-17	1011590	4-9
1017	4-3	1010145	6-23	1011652	1-25
1028	5-3	1010150	6-19	1011694	5-5, 5-7
1032	5-3	1010237	1-31, 1-33, 1-35, 1-37	1011697	1-51, 6-7, 6-13, 9-15, 11-13, 19-11, 19-13, 19-15
1218	1-43, 6-3, 12-15	1010434	1-7, 23-7	1011734	5-7
1241	1-11, 1-29, 1-31, 1-33, 1-35, 1-37, 4-5, 4-7, 5-3, 5-5, 5-7, 5-11, 6-3, 7-7, 7-11, 7-15, 8-11, 8-13, 8-25, 10-5, 12-15, 13-3	1010517	1-31, 1-33, 1-35, 1-37	1011767	24-3
1242	4-19, 5-11, 7-7, 7-11, 8-9, 8-11, 8-13, 19-19, 19-21, 19-23	1010577	1-29, 9-15, 10-5	1011779	5-11
1606	1-11, 8-25, 11-15	1010805	5-3	1011825	4-23, 4-25
1620	4-3	1010829	5-11	1011843	4-29
1624	1-43, 5-5, 5-7, 6-5, 7-7, 8-9	1010877	5-3	1011852	1-31, 1-33, 1-35, 1-37
2402	6-19	1010878	5-3	1011857	6-27
4029	4-23, 4-25			101187702	5-3
7048	6-15			1011897	1-21
7173	1-11, 4-5, 4-7, 6-27, 7-15, 8-25			1011931	5-5, 5-7

INDEX

1012101	22-7, 22-9, 22-11	1013683	19-11, 19-13, 19-15	1014276	6-21
1012151	24-5	1013687	11-3, 11-5	1014287	15-7, 16-7, 16-9
1012285	4-27, 11-7, 11-13, 19-19, 19-21, 19-23	1013700	11-13	1014288	6-7, 7-15, 8-25, 15-7, 16-7, 16-9, 19-19, 19-21, 19-23
1012295	7-11, 8-11, 8-13	1013734	13-3, 19-19, 19-21	1014289	8-5, 8-7
1012303	6-21, 6-25	1013746	11-3, 11-5, 11-7, 11-11, 12-7	1014304	19-11, 19-13, 19-15
1012333	17-5	1013760	17-7	1014305	24-3
1012382	7-3	1013768	17-11	1014306	1-47, 1-49, 4-27, 23-7
1012396	4-13, 7-3	1013769	17-11	1014375	7-15, 8-25
1012412	1-47, 1-49	1013770	17-11	1014435	1-21
1012431	7-11, 8-13, 8-15, 8-17	1013771	17-11	101444101	1-21
1012438	4-7	1013772	17-11	1014453	15-7, 16-7, 16-9
1012505	4-13, 4-17	1013773	17-11	1014454	15-5, 16-11
1012528	13-3, 14-3, 19-19, 19-21, 19-23	1013774	17-11	1014496	24-3
1012549	24-5	1013787	17-11	1014497	24-3
1012560	24-5	1013792	17-11	1014507	24-3
1012571	9-15	1013794	17-11, 21-3	1014508	24-3
1012594	8-15, 8-17	1013832	6-21	1014530	4-23, 4-25
1012604	6-7	1013869	5-3	1014540	4-27
1012605	6-7	1013870	5-3	1014555	6-25
1012649	11-3, 11-5, 11-7, 12-7	1013872	1-33, 1-37	1014727	8-15, 8-17
1012711	17-7	1013876	5-3	1014789	8-3
1012714	17-9	1013884	1-33, 1-37	1014807	7-11, 7-13, 8-13, 8-15, 8-17, 8-21, 8-23, 17-3
1012740	17-9	1013924	5-13, 5-15, 9-15, 10-5	1014808	7-11, 7-13, 8-13, 8-21, 8-23, 17-3
1012741	17-9	1014007	5-5, 5-7, 11-13, 12-13, 17-7, 17-13, 18-5, 18-19	1014902	6-25
1012747	17-9	1014049	15-7	1014928	11-3, 11-5
1012748	17-9	1014050	15-7	1014947	19-19, 19-21, 19-23
1012752	17-7	1014051	16-9	1014948	7-11
1012809	24-5	1014052	15-7	1015059	1-29
1012811	24-3	1014055	15-7, 16-7, 16-9	1015064	18-3
1012812	24-3	1014056	15-7, 16-7, 16-9	1015072	1-29, 19-11, 19-13, 19-15
1012830	7-7, 11-13, 13-3	1014057	15-7, 16-7, 16-9	1015077	1-29
1012836	15-5, 16-11	1014058	15-7, 16-7, 16-9	1015091	1-31, 1-33, 1-35, 1-37
1012896	17-7	1014059	15-7, 16-7, 16-9	1015137	11-3, 11-5, 11-7, 11-11, 12-7
1012987	18-3	1014062	15-7, 16-7, 16-9	1015139	11-3, 11-5
101303202	1-47, 1-49	1014063	15-7, 16-7, 16-9, 19-19, 19-21, 19-23	1015143	11-3, 11-5
1013035	6-5	1014065	7-11, 8-11, 8-13, 15-7, 16-7, 16-9	101524002	7-7
1013042	6-5, 6-11	1014070	15-5	1015332	7-3, 8-3, 9-3
1013044	6-5	1014072	15-5, 16-11	1015345	7-11
1013052	6-5	1014078	15-5, 16-11	1015371	7-11
1013061	17-3, 17-7, 17-13, 19-9	1014080	15-5, 16-11	1015372	7-11
101313402	11-3, 11-5, 11-7	1014115	24-7	1015373	7-11, 8-11, 8-13
1013343	1-13	1014116	11-3, 11-5, 12-3	1015405	7-11, 8-11, 8-13
1013344	1-13	1014119	7-3, 7-11	1015426	11-17
1013357	4-5, 4-7	1014125	6-7	1015453	6-27
1013461	11-5	1014126	6-7	1015457	6-27
1013462	11-5	1014145	7-11, 8-11, 8-13, 18-3	101547601	3-5
1013494	4-13, 4-17	1014161	24-7	1015524	24-3
1013531	5-11	1014162	24-7	1015528	4-13, 4-17
1013547	4-27	1014201	20-3	101553901	3-3, 3-5
1013579	4-27	1014207	17-11	1015583	6-25
1013582	24-3	1014213	6-7	101558302	6-21
1013589	7-11, 8-11, 8-13	1014214	6-7	1015597	6-15
1013591	18-3	1014217	6-7	1015608	1-3
1013593	24-5	1014259	24-7	1015613	6-27
1013609	7-11, 8-11, 8-13	1014264	24-7		
1013677	3-3				

INDEX

1015614	6-27	101642580	11-9	1016549	9-9
1015649	9-3	101642582	11-9	1016551	24-7
1015737	7-3, 7-11, 8-11, 8-13	101642585	11-9	1016552	24-7
1015741	4-5, 4-7, 7-11, 8-11, 8-13	1016429	9-7	1016553	24-7
1015752	7-11, 8-11, 8-13, 11-17	1016432	9-7, 17-7	1016554	24-7
1015760	6-27	1016436	9-9	1016560	9-9
1015814	13-3	1016437	11-9	1016561	9-5
101584502	11-13	1016438	11-11	1016562	9-5, 9-13
1015878	7-11, 7-13, 8-13, 8-21, 8-23, 17-3	1016440	9-9, 11-11	1016563	9-9
1015914	22-3, 22-7, 22-9, 22-11	1016441	11-11	1016564	9-11
1015917	22-7, 22-9	1016444	11-11	1016566	9-9
1015921	11-5	1016449	9-9	1016569	9-9
1015932	7-7, 8-9	1016450	9-9	1016570	9-7
1015969	9-3, 10-7	1016451	9-9	1016571	9-13
1016003	11-3	1016452	9-9	1016572	11-11
1016004	11-5	1016453	9-11	1016576	9-7
1016011	15-7	1016454	9-11	1016578	9-5
1016074	7-7	1016455	9-5	1016581	9-7
1016103	10-9	1016456	9-3	1016582	11-11
101611003	24-7	1016457	9-7	1016583	9-9
101611402	21-5	1016458	9-9	1016584	9-11
1016183	6-7	1016467	9-7	1016585	11-9
1016201	15-7, 16-7, 16-9	1016470	9-13	1016587	9-5
1016269	6-7	1016472	9-11	1016588	9-5
1016289	15-7, 16-7, 16-9	1016473	9-7	1016627	24-5
101629008	13-5	1016474	9-9	1016630	4-13
1016337	17-9	1016479	9-9	1016672	17-11
1016338	17-9	101648102	11-11	1016801	15-7, 16-7, 16-9
1016346	6-19	101648203	9-7	1016811	1-19
1016349	6-19	1016483	9-9	1016813	6-27
1016350	6-19	1016486	11-9	1016814	6-27
1016351	6-19	1016489	9-9	1016849	4-13, 4-17
1016353	6-19	101649002	11-11	1016851	4-13, 4-17
1016356	4-5, 4-7	1016494	9-11	1016879	4-3
1016363	4-7	1016496	9-11	1016880	4-3
1016365	4-19	1016499	11-9	1016883	7-7
1016366	4-7	1016501	11-9	1016901	15-7, 16-7
1016384	6-19	1016502	9-7	1016904	9-9, 13-3
1016385	6-21	1016506	9-11	1016916	1-25
1016386	6-19	1016507	9-3	1016952	1-19, 1-47, 1-49
1016387	6-19, 6-21	1016510	9-11	1016967	6-13
1016389	6-19	1016513	17-7	1017029	5-3
1016401	7-3, 7-11	1016517	9-9	1017035	4-29
101641002	24-5	1016519	9-9	1017062	4-3
101641101	24-7	1016521	9-11	1017064	4-3
101641201	24-7	1016531	9-3	1017065	4-3
101641202	24-3	1016535	9-11	101707402	4-9
1016413	24-7	1016537	9-7	101707405	4-11
1016414	24-5	1016538	9-11	1017075	4-9, 4-11
1016415	24-5	1016539	9-3	1017082	17-7, 17-13
1016416	24-3	1016541	9-13	101708301	1-19
1016417	24-3	1016542	9-9	1017141	1-47, 1-49
1016418	24-5	1016544	9-5, 9-9, 9-11	1017145	16-11
1016423	4-5, 4-7, 7-11	1016545	9-9	1017188	15-3
101642575	11-9	1016546	11-13	1017203	11-3, 11-5
101642578	11-9	1016547	9-3, 9-13, 11-11	1017226	6-9

INDEX

1017231	17-7	1017689	13-3	101826201	4-17
1017266	6-19	1017699	4-29	101826301	4-13
1017273	6-13	1017705	19-9	101826801	19-19, 19-21, 19-23
1017313	6-7	1017721	4-5, 4-21	101827101	9-15
1017314	6-7	1017724	4-9, 4-11	101827801	19-19, 19-21, 19-23
1017315	6-7	101773301	9-13	101828301	22-7
1017317	6-7	101773302	9-13	101828501	22-7, 22-9
1017378	5-5, 5-7	101773303	9-13	101828801	22-7
1017380	5-5, 5-7	101773304	9-13	101828802	22-7
101738301	15-7	101773305	9-13	101828901	22-7, 22-9, 22-11
101738302	15-7	101773306	9-13	101828902	22-7, 22-9, 22-11
1017424	5-5, 5-7	101773307	9-13	101828903	22-7
1017434	9-9	101773308	9-13	101830601	4-13, 4-17
1017442	9-7	101773309	9-13	101830701	4-13, 4-17
1017443	9-9	101773310	9-13	101831101	22-7
1017445	9-9	101773311	9-13	101831503	22-9
1017448	9-5	1017760	1-51	101831504	22-9
101744901	9-13	1017774	1-29	101831701	22-9
101744902	9-13	1017853	4-5, 4-7	101831702	22-9
1017450	9-13	101791101	5-13	101831801	24-5
101745101	9-13	1017936	1-45	101831901	24-3
101745102	9-13	101795701	19-5, 19-11, 19-13, 19-15	101832001	19-9, 23-7
1017453	9-13	101796201	5-5, 5-7	101832202	11-13
1017454	9-9	101796501	19-9	101832302	11-13
1017455	9-5	101796801	19-9	101832601	9-15
1017456	9-7	101801001	19-9, 23-7	101832701	9-15
101745701	9-13	101802101	19-9	101833101	9-15
101745702	9-13	101802201	22-7	101833401	15-5, 16-11
1017458	9-7	101802202	22-7	101833601	17-7
1017460	9-7	101802203	22-7	101833904	15-7
1017461	11-9	101804301	4-13, 11-17	101834001	15-5
1017463	9-5	101805701	11-15	101834502	4-13, 4-17
1017466	11-11	101806901	1-49	101834601	9-15
1017471	9-13	101808401	24-3	101834602	10-5
1017472	9-11	101809101	24-3	101834801	11-13, 17-7, 17-13
1017473	9-9	101811401	11-15	101835601	4-19
1017474	9-3	101811501	11-15	101836201	15-5
1017475	9-3	101811901	11-17	101837001	1-47
1017476	9-3	101812301	11-17	101837101	11-17
1017486	9-3	101813001	11-17	101837301	7-3, 7-5
1017487	9-11	101813202	24-3	101838201	22-9
1017490	9-5	101815501	5-13, 5-15	101838301	22-9
1017501	9-13	101815502	5-13, 5-15	101838401	22-9, 22-11
1017502	9-13	101816501	5-13, 5-15	101838501	22-9
1017503	9-13	101816502	5-13, 5-15	101838601	22-9, 22-11
1017504	9-11	101817401	5-5, 5-7	101838701	22-9
1017507	9-7	101818801	5-7	101841201	1-29
1017508	9-11	101819701	22-7	101841202	1-29
1017510	9-13	101821501	11-17	101841301	1-29
1017512	9-13	101823101	24-5	101850301	11-15
1017513	9-11	101823201	5-13, 5-15	101851101	4-13, 4-17
1017514	9-11	101823801	5-13, 5-15	101856002	4-17
101751801	9-11	101823901	5-13, 5-15	101856102	7-11, 8-11, 8-13
101751802	9-11	101824101	10-9	101856201	11-15
101751803	9-11	101824401	11-3, 11-5	101859401	13-3
1017686	15-5, 16-11	101825101	3-3, 3-5	101861901	5-5, 5-7

INDEX

101862001	5-5	101903101	6-19	101955101	4-23, 4-25
101871001	24-3	101903601	21-3	101955301	11-3, 11-5
101878201	5-3	101903701	21-3	101956201	22-11
101879401	6-5	101906901	21-3	101956202	22-11
101879501	6-5	101908101	19-7	101957101	4-5, 4-7
101879601	6-5	101908401	7-9, 19-7	101958201	22-11
101879701	6-5	101908601	3-3	101958301	22-11
101879801	6-5	101908703	19-19, 19-21, 19-23	101960501	1-49, 3-5, 7-5
101879901	6-5	101910401	1-29, 19-19, 19-21, 19-23	101960601	3-3, 3-5
101880001	6-5	101910501	17-11	101963401	8-19, 9-15, 10-5
101880101	6-5	101912401	5-7	101965202	19-23
101880201	6-5	101914001	21-5	101965205	19-19, 19-21
101880301	6-5	101914401	4-5, 22-7, 22-9	101968701	19-5
101881501	4-27	101915201	3-5	101969701	4-23
101881601	4-27	101916101	9-3	101971301	11-17
101881701	11-17	101916301	9-5	101972001	1-51, 24-5
101884801	9-15, 10-5	101916701	7-7	101972002	24-5
101886101	11-13, 12-13, 17-7, 17-13, 18-19	101917601	11-17	101972003	24-5
101887101	24-3	101917701	11-15	101972004	24-5
101887601	9-3	101918501	5-3, 5-5, 5-7	101972005	24-5
101889401	17-9	101919801	5-5, 5-7	101972006	24-5
101890001	17-9	101920101	20-3	101972007	24-5
101890101	17-7	101921501	11-17	101972009	24-5
101890201	17-7	101922101	21-3	101972011	24-5
101890501	17-7	101922201	21-3	101972012	24-5
101890601	17-7	101922501	7-9, 19-7	101972101	21-3
101890901	17-11	101923001	21-3	101972201	21-3
101891001	17-11	101923201	21-3	101972801	11-17
101891301	17-7	101923501	21-3	101973101	11-9
101891401	17-11	101923901	21-3	101973301	11-9
101891501	17-11	101925701	11-17	101973401	11-11
101891601	17-9	101926501	6-25	101973501	22-11
101891901	17-9	101926901	17-7, 17-19	101976601	22-11
101892001	17-9	101927101	17-7	101978001	19-5
101892201	17-9	101927201	17-7	101978102	19-5
101892301	17-9	101927301	17-7	101978202	19-5
101892401	17-9	101927501	17-9	101978601	21-5
101892501	17-9	101927601	17-9	101979101	8-15, 8-17
101892601	17-9	101927701	17-9	101980801	17-9
101892701	17-11	101927901	17-9	101980901	17-9
101892901	17-7	101928001	17-9	101981001	17-9
101893201	17-9	101928101	17-9	101984801	6-7
101893801	17-7	101928301	17-11	101985502	1-25
101893901	17-9	101928601	17-7	101987501	22-11
101894901	19-9	101928701	17-7, 21-3, 24-5	101987602	1-25
101895401	21-3	101929401	6-25	101987701	11-3, 11-5, 12-7
101895501	21-3	101931501	3-3, 19-19, 19-21, 19-23	101987901	4-3
101896901	11-3, 11-5	101932201	4-5, 4-7	101988001	4-3
101897001	21-3	101932601	19-19, 19-21, 19-23	101988002	4-3
101897201	21-3	101932701	19-19, 19-21, 19-23	101988101	4-3
101897401	21-3	101932902	17-19	101988201	4-3
101897601	21-3	101933101	24-5	101990801	5-11
101898001	7-15, 8-25	101936101	21-5	101997802	4-27
101898101	8-25	101942301	20-3	101997803	4-27
101900801	5-11	101953101	5-11	101997902	4-27
101903001	19-5	101954301	1-11, 1-25	101997903	4-27

INDEX

101998004	1-25	102243403	20-3	102508701	4-17
101998006	1-25	102248803	24-5	102515401	17-7, 17-13
101998007	1-25	102251501	24-5	102517501	4-11
101998008	1-25	102259801	19-19, 19-21, 19-23	102517601	4-25
101998501	1-25	102263601	19-5	102522001	11-5
102003201	11-3, 11-5	102263701	19-19, 19-21, 19-23	102526201	17-3, 18-3, 18-5
102004101	6-9	102269701	8-19	102529201	4-9, 4-11
102004201	6-25	102273701	22-3, 22-5	102529203	4-25
102004401	1-7	102273801	22-3, 22-5	102537802	6-13
102005701	1-23	102273901	22-3, 22-5	102538101	3-5
102022601	6-11	102274101	18-31	102538201	3-3
102022602	6-5, 6-11	102278001	6-7	102540301	9-15, 10-5
102025701	5-9	102289002	1-3	102540802	6-13
102025801	1-11, 12-5, 12-7	102289201	6-5, 6-11	102541402	10-9
102026001	5-5, 5-7	102292801	5-11	102541425	1-29
102031901	17-11	102296020	6-13	102541445	1-29
102045001	1-11	102296530	1-25, 1-29	102541465	1-29
102046501	3-7	102297230	19-3	102541501	1-29
102048401	1-11	102298116	10-9	102546401	4-11
102059501	18-15, 18-17	102298240	1-3	102555501	24-3
102061201	24-7	102298720	1-3	102558201	10-3, 12-15
102065901	9-15	102304801	9-9	102562401	24-3
102066201	6-25	102323101	5-11	102572401	4-17, 19-5
102075801	3-3, 3-5	102323201	5-11	102582401	1-29
102076701	1-51	102324901	1-29	102616701	17-3
102076702	1-31, 1-33, 1-35, 1-37	102336001	11-13	102617201	10-5, 14-3
102155801	15-5, 16-11	102336101	11-13	102617801	18-31
102158901	5-5, 5-7	102353201	6-15	102618601	1-3, 1-29
102162601	5-11	102353301	6-15	102621501	18-5, 18-15, 18-17
102163001	1-23	102354901	4-19	102684602	17-3
102163101	1-23	102355001	4-19	102704701	20-3
102166901	5-11	102355102	1-27	102704801	20-3
102185401	11-15	102355301	7-15, 8-25	102704901	20-3
102186001	20-3	102356601	21-3	102711001	7-5
102186101	20-3	102356801	21-3	102711201	7-11, 8-11, 8-13
102186201	20-3	102357501	4-19	102725501	12-15
102186401	20-3	102357701	6-15	102732401	10-5
102186701	20-3	102376001	17-3, 18-5	102751601	11-3, 11-5
102186901	20-3	102410604	10-9, 12-13	102753401	9-9
102187101	20-3	102411203	12-3	102771701	21-3
102187201	20-3	102411209	12-15	102778501	1-7
102190702	11-15	102430901	9-13	102778502	1-7
102196901	4-17, 19-5	102453001	17-9	102778503	1-7
102198701	4-5	102453101	17-9	102778504	1-7
102199001	4-5	102476401	12-13, 18-19	102778505	1-7
102199201	4-5	102490301	12-13	102778507	1-7
102199301	4-5	102491501	16-7, 16-9	102778509	1-7
102199401	4-5	102498201	12-13, 18-15, 18-17, 18-19	102778601	1-11
102199601	19-5	102503211	1-29	102806201	19-19, 19-21, 19-23
102235201	20-3	102503212	1-29	102806203	19-19, 19-21, 19-23
102240501	19-19, 19-21, 19-23	102503214	1-29	102829701	1-27
102241502	24-5	102503215	1-29	102829702	1-27
102242101	10-5, 15-5, 16-11	102503221	1-25	102829801	1-27
102242401	1-31, 1-33, 1-35, 1-37	102503222	1-25	102830401	6-21
102243101	19-19, 19-21, 19-23	102503224	1-25	102830501	1-3
102243402	24-5	102503225	1-25	102838401	9-5

INDEX

102838701	7-5, 8-5, 8-7	102900801	17-17	103313301	1-11
102838801	7-5, 8-5, 8-7	102900901	17-13	103316701	19-19, 19-21, 19-23
102838901	7-5, 8-5, 8-7	102901001	17-15	103316801	19-19, 19-21, 19-23
102839001	7-5, 8-5, 8-7	102901101	17-15	103316901	19-19, 19-21, 19-23
102839301	7-5, 8-5, 8-7	102901201	17-17	103345701	15-7
102841101	7-5, 8-5, 8-7	102901301	17-17	103347101	7-5, 8-5, 8-7
102844601	7-5, 8-5, 8-7	102901401	17-17	103347301	7-5, 8-5, 8-7
102844701	7-5, 8-5, 8-7	102901501	17-17	103347601	7-5, 8-5, 8-7
102852801	1-39	102901601	17-17	103347701	7-5, 8-5, 8-7
102854301	1-31, 1-33, 1-35, 1-37	102901701	17-17	103347801	7-5, 8-5, 8-7
102854302	1-31, 1-33, 1-35, 1-37	102901801	17-17	103347901	7-5, 8-5, 8-7
102865101	11-3, 11-5, 12-7	102901901	17-17	103348201	4-13
102869401	4-5, 4-7, 4-13, 4-17	102902001	17-17	103348202	4-15, 4-17
102871801	6-25	102902101	17-17	103348501	4-13, 7-3
102886301	21-3	102902201	17-17	103348601	4-13
102886401	21-3	102902301	17-17	103351001	6-17
102886501	21-3	102902401	17-17	103351101	6-23
102886601	21-3	102902501	17-17	103354401	4-15, 4-17
102896801	17-13	102902601	17-17	103354701	6-11
102896901	17-13	102902701	17-17	103364101	1-11
102897201	17-15	102902801	17-17, 21-3	103364201	1-11
102897301	17-15	102915601	4-29	103364801	6-27
102897401	17-13	102947502	11-3	103365401	1-47
102897501	17-13	102952301	11-5	103365402	1-47
102897601	17-13	102952302	11-3	103365403	1-47
102897701	17-15	102958001	19-17	103365404	1-47
102897801	17-13	102969401	17-3	103365405	1-47
102897901	17-13	102969801	17-3	103365407	1-47
102898001	17-15	102969901	17-3	103365409	1-47
102898101	17-15	102977001	4-13	103365501	1-49
102898201	17-13	102977002	4-17	103365502	1-49
102898301	17-15	103010101	11-3, 11-5	103365503	1-49
102898401	17-15	103173301	17-3	103365504	1-49
102898501	17-15	103177401	17-3	103365505	1-49
102898601	17-15	103180101	4-13, 4-17	103365507	1-49
102898701	17-15	103192701	17-3	103365509	1-49
102898801	17-15	103196202	10-5	103369501	17-3
102898901	17-15	103198301	4-17	103372101	11-3, 11-5, 12-3
102899001	17-15	103198401	7-9	103372401	11-7, 12-7
102899101	17-13	103199001	4-13	103372504	11-7
102899201	17-13	103199101	4-13	103372801	11-7
102899301	17-15	103205501	7-9	103378301	1-29
102899401	17-13	103218001	23-7	103378302	1-29
102899501	17-15	103218601	4-17, 19-5	103380201	5-13, 5-15
102899601	17-15	103255601	4-5	103380202	5-13, 5-15
102899701	17-13	103255701	4-7	103386202	9-3
102899801	17-13	103256901	4-5	103389101	3-7
102899901	17-15	103257001	4-7	103389201	3-7
102900001	17-13	103257603	4-15	103389301	3-7
102900101	17-13	103257701	4-15	103389401	3-7
102900201	17-13	103257801	4-15	103395101	1-11
102900301	17-13	103282601	19-19, 19-21, 19-23	103395505	19-17
102900401	17-15	103282701	19-19, 19-21, 19-23	103397901	4-7, 22-7
102900501	17-15	103295101	17-5	103405401	1-7
102900601	17-13	103295201	17-5	103405402	1-7
102900701	17-15	103306301	12-3	103405501	6-13

INDEX

103407601	1-39	103616301	9-9	103940501	19-5
103407701	1-41	103616401	9-11	103943401	19-3
103407801	1-41	103616501	9-5	103944301	12-3
103410401	1-35	103616601	9-5	103951501	18-31
103410501	1-31	103616701	9-5	103953301	7-5, 8-5, 8-7
103410601	1-37	103617101	11-9	103973901	16-9
103410701	1-33	103618001	4-11	103973902	16-7
103410803	1-37	103618101	4-25	103974002	16-11
103410901	1-33, 1-37	103628701	6-21	103974102	16-3
103411001	1-31, 1-35	103653401	6-5	103974201	16-7, 16-9
103411101	1-31, 1-33, 1-35, 1-37	103653501	6-5, 6-11	103974401	16-7, 16-9
103411201	1-31, 1-33, 1-35, 1-37	103653601	6-11	103975301	16-11
103411501	1-3	103667104	6-15	103976101	16-7, 16-9
103413101	1-3	103667204	6-15	103978001	12-13
103414901	4-7, 22-7	103667302	6-15	103979301	18-31
103418601	11-7	103667402	6-15	103979401	10-5
103428501	22-3, 22-5	103677101	1-23	103982201	10-5
103428601	22-3, 22-5	103678402	7-5	103983501	12-11
103428701	22-3, 22-5	103687001	7-3	103984601	16-7, 16-9
103428801	22-3	103695801	19-13	103989501	18-31
103429001	22-3, 22-5	103696801	19-11, 19-13, 19-15	103995001	18-31
103429101	22-3, 22-5	103697301	19-19, 19-23	103995901	10-7
103429201	22-3, 22-5	103697303	19-21	103996201	10-5
103429301	22-3, 22-5	103698701	4-7	104005301	8-9
103429501	22-3, 22-5	103700301	4-19	104005901	19-25
103429601	22-3	103717001	22-5	104006101	19-25
103429701	22-3, 22-5	103717002	22-5	104021701	18-31
103434001	22-3, 22-5	103717003	22-5	104023501	12-13, 18-19
103439901	22-3, 22-5	103718702	7-5	104025101	16-11
103477901	6-15	103719701	19-11	104027101	18-31
103483101	5-13, 5-15	103754901	1-23	105000301	8-11, 8-13
103483102	5-13, 5-15	103756401	12-7	105000401	8-11, 8-13
103483201	5-13, 5-15	103765601	19-15	105007402	12-13
103483401	5-13, 5-15	103774701	19-17	105007403	12-13
103483601	5-13, 5-15	103779601	22-5	105008101	8-3
103483701	5-13, 5-15	103781101	11-3, 11-5	105009101	12-15
103496801	7-15, 8-25	103787302	1-31, 1-33, 1-35, 1-37	105010001	10-19
103499101	22-3	103793001	19-15	105010101	10-15
103499102	22-3	103795503	1-31, 1-33, 1-35, 1-37	105010201	10-15
103499103	22-3	103804003	1-31	105010301	10-15
103502601	6-21	103804004	1-35	105010401	10-19
103504301	19-11, 19-13, 19-15	103865101	5-5, 5-7	105010501	10-19
103507001	6-21	103878401	19-11	105010601	10-19
103507101	11-11	103879701	18-23	105010701	10-19
103507201	11-11	103879702	18-21	105010801	10-15
103507301	11-11	103882801	10-5	105010901	10-15, 12-11
103510602	19-17	103886601	18-7, 18-9, 18-11, 18-13	105011001	10-19
103513001	22-5	103888101	1-23	105011101	10-19
103517401	22-5	103888301	1-23	105011201	10-19
103520301	11-15	103902101	19-3	105011301	10-19
103572501	20-3	103902301	19-3	105011401	10-19
103582801	21-3	103902401	19-3	105011501	10-19
103601501	6-5	103905201	12-3	105011601	10-19
103615601	9-9	103924801	8-3	105011701	10-19
103615801	9-13	103930201	19-13	105011801	10-19
103615901	9-11	103939201	1-15	105011901	10-15

INDEX

105012001	10-15	105017701	10-11	105029701	18-29
105012101	10-15	105017801	10-3, 10-11	105029801	18-27, 18-29
105012201	10-15	105017901	10-11	105029901	18-27, 18-29
105012301	10-15	105018001	10-13	105030001	18-21, 18-23
105012401	10-15	105018101	10-13	105030301	18-27, 18-29
105012501	10-19	105018201	10-13	105030401	18-27, 18-29
105012601	10-7, 10-13, 10-15	105018301	10-13	105030501	18-27, 18-29
105012701	10-21	105018401	10-13	105030601	18-27, 18-29
105012801	10-21	105018501	10-15	105030701	18-21, 18-23
105012901	10-21	105025001	18-21, 18-23	105030801	18-27, 18-29
105013001	10-21	105025101	18-21, 18-23	105030901	18-25
105013101	10-21	105025201	18-21, 18-23	105031001	18-29
105013201	10-21	105025301	18-21, 18-23	105037201	8-19
105013301	10-21	105025401	18-21, 18-23	105037401	8-11, 8-13
105013401	10-21	105025501	18-21, 18-23	105037501	18-3
105013501	10-21	105025601	18-21, 18-23	105037601	18-3
105013601	10-21	105025701	18-21, 18-23	105037701	18-3, 18-5
105013701	10-21	105025801	18-21, 18-23	105038001	18-5
105013801	10-21	105025901	18-21, 18-23	105038101	18-5
105013901	10-21	105026001	18-21, 18-23	105038201	18-5
105014001	10-21	105026101	18-21, 18-23	105038501	18-3, 18-5
105014101	10-21	105026201	18-21, 18-23	105038801	18-9
105014201	10-17	105026301	18-21, 18-23	105038805	18-11
105014301	10-17	105026401	18-21, 18-23	105038806	18-13
105014401	10-17	105026501	18-21, 18-23	105038808	18-7
105014501	10-17	105026601	18-21, 18-23	105039801	18-3, 18-5
105014601	10-17	105026701	18-21, 18-23	105039901	18-5
105014701	10-17	105026801	18-21, 18-23	105040401	18-3, 18-5
105014801	10-17	105026901	18-21, 18-23	105040402	18-5
105014901	10-17	105027001	18-21, 18-23	105040901	18-15
105015001	10-17	105027101	18-21, 18-23	105041201	18-3
105015101	10-17	105027201	18-21, 18-23	105043001	12-15
105015201	10-17	105027301	18-21, 18-23	105043401	12-5
105015301	10-17	105027401	18-25	105043501	12-3
105015401	10-17	105027501	18-25	105043801	12-5
105015501	10-17	105027601	18-25	105043901	12-5
105015601	10-17	105027701	18-25	105044901	12-7
105015701	10-17	105027801	18-25	105060601	18-5
105015801	10-17	105027901	18-25	105063501	18-21
105015901	10-17	105028001	18-25	105063601	18-27
105016001	10-11, 10-17	105028101	18-27, 18-29	105066001	18-27, 18-29
105016101	12-11	105028201	18-25	105066101	18-27, 18-29
105016201	12-11	105028301	18-21, 18-23	105073001	12-5
105016301	12-11	105028401	18-25	105075301	10-9
105016401	12-11	105028501	18-21, 18-23	105078807	2-3
105016501	12-11	105028601	18-25	105078814	2-3
105016701	10-7	105028701	18-25	105078901	2-3
105016801	10-7	105028801	18-25	105079202	2-3
105016901	10-7	105028901	18-25	105079205	2-3
105017001	10-7	105029001	18-25	105079801	2-3
105017101	10-7	105029101	18-25	105081501	8-3
105017201	12-9	105029201	18-25	105081601	8-3
105017301	10-11	105029301	18-29	105084801	10-9
105017401	10-11	105029401	18-29	105088501	12-15
105017501	10-11	105029501	18-27, 18-29	105096101	16-7, 16-9
105017601	10-11	105029601	18-29	105102601	8-17, 8-23

INDEX

- 105116301 19-3
105134601 10-5
105134901 18-17
105135101 12-13, 18-15, 18-17
105135901 8-3
105136001 8-3
105143301 8-3, 12-3
105144401 12-13, 18-19
105149101 5-9
105149201 5-9
105149301 10-5
105151401 8-3
105161701 8-3, 8-5, 8-7
105166801 19-25
105166901 19-25
105167001 19-25
105167101 19-25
105168501 19-25
105168601 19-25
105190101 8-7
105190102 8-5
105205401 8-9
105214101 14-3
105215401 12-3
105216604 2-3
105234801 18-21, 18-23
105234901 18-21, 18-23
105245401 12-3
105245701 8-3
105245801 16-5
105256701 8-3
105256801 8-3
105282901 12-5
105282902 12-5
105282903 12-5
47539957001 14-3
47542195001 5-13, 5-15
47579306001 23-7
47579307001 23-5
47579307002 23-5
47579307003 23-5
47579307004 23-5
47579307005 23-5
47579307006 23-5
47579307007 23-5
96704176 18-5
96704416 9-15
96705199 18-15, 18-17
96741046 10-5
- A**
AC cord 22-3, 22-5, 22-7, 22-9, 22-11
AC cord bushing 22-3, 22-5
AC cord receptacle 22-11
accelerator bracket and bearing assembly 5-5, 5-7
accelerator cable 11-13, 12-13
accelerator pedal adjustment tool 24-3
accelerator pivot rod 5-5, 5-7
accelerator return spring 5-5, 5-7
accelerator rod 5-7
adapter
 air intake 12-11
 cable (IQDM) 24-5
adhesive, guide ring 24-3
air box 11-17
air box top 11-17
air cleaner assembly 12-15
air deflector 10-9
air duct shield 11-15
air filter 10-3, 11-17, 12-15
air filter evacuator 12-15
air intake adapter 12-11
air intake hose 11-17, 12-15
ammeter 22-3, 22-5, 22-7, 22-9, 22-11
anti-sway bar 6-27
A-plate strap 6-19
A-plate, delta 6-19
arbor 24-3
arm
 governor 11-13, 12-13, 17-7, 17-13, 18-19
 pivot 17-7
 rocker 9-9
armature 20-3
armrest 1-25, 1-29
assembly
 accelerator bracket and bearing 5-5, 5-7
 accelerator pivot rod 5-5, 5-7
 air box 11-17
 air box top 11-17
 axle 17-11
 backrest 1-29
 bearing, steering shaft 6-7
 bell crank and shaft 7-11
 brake lever 5-13, 5-15
 connecting rod 9-13
 cylinder head 9-9
 delta A-plate 6-19
 delta shock and gear support 6-21
 drive clutch 15-7
 drive hub 15-7, 16-7, 16-9
 driven clutch 15-5, 16-11
 driven clutch fixed-face 15-5
 float 11-9
 frame and field (motor) 20-3
 fuel cap 11-3, 11-5, 12-3
 fuel pump 11-3, 11-5, 12-5
 fuel tank vent 11-3, 11-5
 governor 17-9, 17-15
 headlight 4-3
 headlight harness 4-3
 idle screw 11-9
 inner ball joint 6-5
 kingpin 6-19
 moveable-face 15-5, 15-7, 16-7, 16-9, 16-11
 pilot air screw 11-9
 plug cap 9-5
 ratchet 5-3, 5-5, 5-7
 secondary clutch weight 15-7, 16-7, 16-9
 steering shaft 6-7
 turn signal lens 4-3
axle 17-7, 17-11, 17-17, 21-3
axle guard 17-19, 21-5
axle shaft 18-27, 18-29
axle shaft oil seal 17-11, 17-17, 21-3
axle tube 17-11, 17-17, 18-27, 18-29, 21-3
- B**
backing plate, brake 5-13, 5-15
backrest assembly 1-29
backrest, beige 1-25
backrest, black 1-25
backrest, gray 1-25
backrest, white 1-25
baffle
 crankcase 10-7
balance shaft 10-21
ball bearing 7-5, 8-5, 8-7, 9-11, 18-25, 18-27, 18-29
ball joint 5-3, 5-7, 17-5
ball stud 7-11, 8-11, 8-13, 17-7, 17-13
ball, bearing 6-15
ball, shifter 17-9
ball, steel pressure relief 9-7
ball, trailer hitch 1-43
bar, nerf 1-27
bar, side 1-27
bar, stabilizer 6-27
barb, vent 11-3, 11-5
barrel, plastic 1-7, 23-7
battery
 12-volt, side-post 7-15, 8-25
 8-volt, 8VGCXC 19-13
 8-volt, CR165 19-11
 8-volt, GC8 19-15
battery charger 22-3, 22-5, 22-7, 22-9, 22-11, 23-3
battery charger case 22-3, 22-5, 22-7, 22-9, 22-11
battery charger receptacle 19-9
battery charger transformer 22-5, 22-7, 22-9, 22-11
battery clamp 7-15, 8-25
battery condition indicator 4-15, 4-17
battery condition indicator kit 4-15
battery discharge machine 24-3
battery hold-down 19-11, 19-13, 19-15
battery insulator 1-47

INDEX

- battery light 4-17
 - battery retainer 8-25
 - battery terminal protector spray 24-3
 - battery thermometer 24-3
 - battery, top-post, wire, 4ga, B+ 8-3
 - battery, top-post, wire, B- 4ga, 8-3
 - bearing 21-3
 - balance shaft 10-19
 - ball 6-15, 7-5, 8-5, 8-7, 9-11, 18-25, 18-27, 18-29
 - ball (motor) 20-3
 - ball (steering pinion) 6-5
 - cage roller 17-15
 - crankshaft 10-19
 - idler 15-7
 - inner axle tube 17-11, 21-3
 - lower pinion (steering) 6-5
 - needle 17-9
 - outer axle tube 17-11
 - pivot support 5-5, 5-7
 - steering shaft 6-7
 - thrust 6-19, 18-21, 18-23
 - bearing and oil seal remover 24-3
 - bearing driver set 24-3
 - bearing puller 24-3
 - bearing puller wedge 24-3
 - bearing seat 6-7
 - bed, box 1-51
 - bell crank and shaft 7-11
 - bellows 6-5
 - belt, drive 15-3, 16-3, 16-5
 - belt, starter/generator 7-7, 8-9
 - belt, V 7-7
 - beverage holder 1-19
 - bezel, headlight 4-3
 - bezel, taillight 4-29
 - block, brake-mounting 5-3
 - block, fuse 4-5, 4-7, 7-11, 8-11, 8-13
 - block, terminal 4-5, 4-7
 - body kick plate 1-47, 1-49
 - body, front 1-7
 - bolt, J- 19-11, 19-13, 19-15
 - bolt, U- 6-25
 - boot, steering column 6-7
 - boot, switch 7-9, 19-7
 - bottom, air box 11-17
 - box
 - air 11-17
 - differential 17-17
 - electrical component 7-11
 - steering gear 6-5
 - box bed 1-51
 - brace, canopy 1-11
 - bracket 6-25
 - accel.cable 12-13, 18-15, 18-17
 - accelerator cable 11-13
 - adjustable starter/generator 7-7
 - brake light switch 4-5, 4-7
 - carbon canister/ECU 12-7
 - FNR cable 12-13, 18-15, 18-17
 - FNR shifter 17-3
 - governor 12-13, 18-19
 - governor cable 11-13
 - headlight mounting 4-3
 - horn 4-23, 4-25
 - hour meter 4-27
 - mounting, starter/generator 10-5
 - mounting, transaxle/exhaust 10-5
 - muffler mounting 13-3
 - oil filter mount 9-7
 - oil level switch 9-11
 - relay mounting 22-9
 - snubber 9-15, 10-5
 - stabilizer bar mounting 6-27
 - starter/generator adjusting 8-9
 - starter/generator mounting 7-7
 - steering column 6-7
 - steering column mounting 6-7
 - throttle spring return 11-11
 - Tow/Run switch 7-9, 19-7
 - bracket, carburetor intake manifold 11-11
 - brake adjusting mechanism 5-13, 5-15
 - brake adjustment tool 24-3
 - brake backing plate 5-13, 5-15
 - brake cable 5-11
 - brake cable equalizer 5-11
 - brake cable hanger 5-11
 - brake cable release tool 24-3
 - brake cluster 5-13, 5-15
 - brake drum 5-13, 5-15
 - brake lever 5-13, 5-15
 - brake light switch bracket 4-5, 4-7
 - brake mounting block 5-3
 - brake pedal 5-3
 - brake pedal pad 5-3
 - brake relay kit, 12-volt 4-5
 - brake return spring 5-11
 - brake self-adjusting mechanism 5-13, 5-15
 - brake shoe 5-13, 5-15
 - brake spring 5-13, 5-15
 - breaker, circuit 22-3, 22-5, 22-7, 22-9, 22-11
 - breather 17-7, 17-13, 18-21, 18-23, 21-3
 - breather hose 12-11
 - brush 20-3
 - brush box assembly 20-3
 - brush cover kit, starter/generator 7-5, 8-5, 8-7
 - brush guard support 6-21
 - brush inspection port cover 7-5, 8-5, 8-7
 - brush rigging 20-3
 - brush spring 7-5, 8-5, 8-7, 20-3
 - brush spring set 7-5, 8-5, 8-7
 - brush spring, starter/generator 7-5, 8-5, 8-7
 - brush terminal, starter/generator 7-5, 8-5, 8-7
 - bulb, headlight 4-3
 - bulb, tail light 4-29
 - bumper 1-21
 - cast 1-3
 - drive unit (motor) 20-3
 - rubber 5-3
 - spring return 5-5, 5-7
 - bushing 7-11, 8-11, 8-13, 15-7, 16-7, 16-9, 17-3, 18-3, 18-5
 - AC cord 22-3, 22-5
 - bronze 6-15
 - nylon 5-3
 - spindle 6-15
 - stabilizer bar 6-27
 - steel 6-21, 6-25
 - urethane 6-19, 6-21, 6-25
 - bushing support 6-27
 - button, choke 11-15
 - button, drive 15-5, 16-11
 - buzzer, reverse 4-13, 4-17
- ## C
- cable
 - accelerator 11-13, 12-13
 - brake 5-11
 - FNR shifter 17-5, 18-7, 18-9, 18-11, 18-13
 - governor 11-13, 12-13
 - calibration test module 24-3
 - cam
 - driven clutch 15-5, 16-11
 - electrical component box 7-11, 8-11, 8-13
 - cam, engine 10-17
 - cam, FNR shifter 17-3
 - camshaft 9-11, 10-17
 - camshaft o-ring 10-17
 - camshaft shim 9-11
 - canister, carbon, fuel tank 11-7, 12-7
 - canopy brace 1-11
 - canopy support 1-31, 1-33, 1-35, 1-37
 - canopy trim plate 1-31, 1-33, 1-35, 1-37
 - cap
 - dust 4-17, 19-5
 - front hub 6-15
 - fuel tank 11-3, 11-5
 - fuel, gas, ratchet 11-3, 11-5, 12-3
 - key switch 4-13, 4-17
 - plug 9-5
 - rubber 18-31
 - carbon canister 11-7, 12-7
 - carburetor adapter 11-11
 - carburetor gasket 11-11
 - carburetor insulator 11-11
 - carburetor mounting gasket 11-11
 - carburetor, FE350 S27 11-9
 - card, safety first 24-5

INDEX

- cargo box 1-51
 - case
 - battery charger 22-3, 22-5, 22-7, 22-9, 22-11
 - differential gear 17-11
 - gear 17-7, 17-13, 21-3
 - rocker 9-9
 - transaxle 18-21, 18-23
 - cast bumper 1-3
 - CE mark controller 19-19, 19-21, 19-23
 - center shaft 18-25
 - chain, timing 10-17
 - charger
 - wire assembly kit 22-7
 - charger bezel tool 24-3
 - charger hardware kit 22-3, 22-5
 - charger receptacle 19-9
 - charger wires 22-3
 - charger, battery 23-3
 - charger, battery, PD3 22-3
 - charger, battery, PowerDrive 22-7
 - charger, battery, PowerDrive 3 22-5
 - charger, battery, PowerDrive European 22-11
 - charger, battery, PowerDrive Export 22-9
 - charging diode 8-19
 - choke button 11-15
 - choke lever 11-15
 - choke lever guide 11-15
 - choke positioner 11-15
 - choke valve 11-17
 - circuit breaker 22-3, 22-5, 22-7, 22-9, 22-11
 - clamp
 - battery 7-15, 8-25
 - cable retaining 11-13
 - hose 11-3, 11-5, 11-7, 11-11, 11-17, 12-3, 12-7, 12-15
 - hose, green 11-3, 11-5, 11-7
 - muffler hose 13-3
 - p- (fuel filter) 10-9, 12-13
 - clevis, upper delta 6-19
 - clip
 - meter 4-13
 - retainer plate 10-15
 - clip, piston pin 10-21
 - cluster idler gear 17-9
 - cluster, brake 5-13, 5-15
 - clutch
 - pin 18-25
 - clutch cam installation tool 24-3
 - clutch repair kit 15-5, 16-11
 - clutch tool kit 24-3
 - clutch weight 15-7, 16-7, 16-9
 - clutch, drive 16-7, 16-9
 - clutch, driven 15-5, 16-11
 - coil, ignition 10-11
 - collar 18-25
 - collet 9-9, 10-17
 - column, steering 6-7
 - communication display module 24-5
 - component box, electrical 7-11
 - component mounting plate 19-19, 19-21, 19-23
 - compression gauge 24-5
 - compression lug 19-19, 19-21, 19-23
 - compression mount 6-27
 - compression spring 11-15
 - compressor, piston ring 24-5
 - compressor, valve spring 24-7
 - connecting rod 9-13, 10-21
 - continuity tester 24-5
 - controller cover 19-19, 19-21, 19-23
 - controller cover gasket 19-19, 19-21, 19-23
 - controller, motor speed
 - IQ 19-19, 19-21, 19-23
 - controller, motor speed (CE) 19-19, 19-21, 19-23
 - converter, DC/DC 4-19
 - cooling fan 10-7
 - cord connector 9-11
 - cord set, DC 22-3, 22-5
 - cord, AC 22-3, 22-5, 22-7, 22-9, 22-11
 - cord, DC 22-7, 22-9, 22-11
 - counter shaft 18-25
 - counterbalance guide shaft 9-13
 - counterbalance weight 9-13
 - cover
 - brush inspection port 7-5, 8-5, 8-7
 - crankcase 9-11, 10-19
 - dust 5-13, 5-15
 - electrical box 7-11
 - fan 10-7
 - fuse block 4-7
 - oil pump 9-7
 - rocker switch hole 4-13, 4-17
 - screw head 4-13, 4-17
 - steering column 6-7
 - cover gasket, controller 19-19, 19-21, 19-23
 - cover plate 20-3
 - cover, controller 19-19, 19-21, 19-23
 - cover, rocker 10-15
 - cover, speed controller 19-19, 19-21, 19-23
 - cover, steering column 4-9, 4-11
 - cover, valve 10-15
 - cowl 1-7
 - cowl support 1-11
 - crankcase 9-13, 10-19
 - crankcase baffle 10-7
 - crankcase cover 9-11, 10-19
 - crankcase vent tube 11-11
 - crankshaft 9-13, 10-21
 - crankshaft rod 9-13
 - crankshaft shim 9-13
 - C-type stop ring 6-5
 - cup holder 1-19
 - cup, spring 5-5, 5-7
 - current limiter 22-11
 - cushion, shock absorber 6-23
 - cutter, valve seat 24-7
 - cylinder head 9-9, 10-15
- ## D
- dash closeout panel 1-11
 - dash component 1-13
 - dash panel 4-13, 4-17
 - dc converter, 15A 4-19
 - DC cord 22-7, 22-9, 22-11
 - DC cord set 22-3, 22-5
 - DC/DC converter 4-19
 - decal
 - battery danger 3-3
 - bed load warning 3-3, 3-5
 - box bed warning 1-51
 - Club Car name plate 3-7
 - component cover 3-3, 19-19, 19-21, 19-23
 - dash warning 3-3, 3-5
 - driver/passenger 3-5
 - engine warning 10-7
 - filter log 19-25
 - frame ground 3-5
 - inspect log 19-25
 - maintenance/operate switch 7-9
 - on/off 3-3, 3-5
 - operating instructions 3-3, 3-5
 - operating instructions (electric) 3-3
 - operating instructions (gas) 3-5
 - rotating parts 1-49, 3-5, 7-5
 - Tow/Run switch warning 3-3
 - trailer hitch 1-43, 3-3, 3-5
 - young driver warning 3-3, 3-5
 - deflector
 - air 10-9
 - deionizer 19-25
 - cartridge 19-25
 - delta A-plate 6-19
 - delta A-plate sub-assembly 6-19
 - delta shock and gear support 6-21
 - diagnostic port 4-17, 19-5
 - differential 18-29
 - limited-slip 18-27
 - open 18-29
 - differential drive unit 17-7, 21-3
 - differential gear 17-11, 21-3
 - differential gear case 17-11, 17-17
 - differential gear set 18-29
 - differential guard 17-19, 21-5
 - differential housing 21-3
 - differential idler gear 17-11
 - differential pin 17-11

INDEX

differential shaft 18-29
diode 7-11, 8-3
diode, charging 8-19
dipstick 9-3, 10-19
drain plug 9-7, 10-19, 17-13, 18-21, 18-23
drain plug gasket 9-7, 10-19, 17-7, 17-13
drain plug, rubber 7-5, 8-5, 8-7
drink holder 1-19
drive belt 15-3, 16-3, 16-5
drive button 15-5, 16-11
drive clutch 16-7, 16-9
drive clutch assembly 15-7
drive clutch button 15-7, 16-7, 16-9
drive clutch fixed-face 15-7
drive clutch holder tool 24-3
drive clutch hub puller 24-3
drive clutch puller 24-3
drive clutch pulley 15-7
drive clutch spring 15-7, 16-7, 16-9
drive clutch weight 15-7, 16-7, 16-9
drive hub 15-7, 16-7, 16-9
drive selector shaft 17-7, 17-13
drive unit bumper 20-3
drive unit guard 17-19, 21-5
driven clutch 15-5, 16-11
driven clutch button 15-5, 16-11
driven clutch cam 15-5, 16-11
driven clutch cam puller 24-3
driven clutch fixed-face assembly 15-5
driven clutch puller plug 24-3
driver, drive clutch 15-7, 16-7, 16-9
drum, brake 5-13, 5-15
dry moly lubricant 24-5
dust cap 4-17, 19-5
dust cover 5-13, 5-15

E

eccentric bolt 6-21
E-clip 5-11
ECU 12-9
electrical box cover 7-11
electrical component box 7-11
enclosure 1-39, 1-41
end cap, motor 20-3
end, tie rod 6-11
engine
air cleaner 12-15
air deflector 10-9
air filter 10-3, 12-15
air intake hose 12-15
balance shaft 10-21
bearing, balance shaft 10-19
bearing, crankshaft 10-19
breather hose 12-11
cam 10-17
camshaft 10-17

camshaft O-ring 10-17
connecting rod 10-21
crankcase 10-19
crankcase baffle 10-7
crankcase cover 10-19
crankcase plug 10-19
crankshaft 10-21
crankshaft key 10-21
cylinder head 10-15
dipstick 10-19
drain plug gasket 10-19
ECU 12-9
exhaust valve 10-17
fan 10-7
fan housing 10-7
flywheel 10-11
fuel injector 12-9
guide pin 10-19
head gasket 10-15
ignition coil 10-11
insulator, throttle body 12-11
intake valve 10-17
oil drain plug 10-19
oil filler tube 10-19
oil filler tube O-ring 10-19
oil level sensor 10-13
oil seal 10-19
piston 10-21
piston pin 10-21
piston pin clip 10-21
piston ring set 10-21
retainer plate 10-15
retainer plate clip 10-15
rocker arm 10-17
rocker cover 10-15
rocker cover gasket 10-15
rocker shaft 10-17
spark plug 10-3, 10-11
temperature sensor 10-13
throttle body 12-9
timing chain 10-17
timing chain guide 10-17
timing chain sprocket 10-17
timing chain tensioner 10-17
valve collet 10-17
valve guide 10-15
valve seal 10-15
valve spring 10-17
valve spring retainer 10-17
warning decal 10-7
engine mounting plate 9-15
engine shroud 9-3
engine warning decal 10-7
engine, EX40 10-5
engine, FE350 S27 9-3
equalizer rod 5-11

equalizer, brake cable 5-11
exhaust system 13-3
exhaust valve 9-9, 10-17
extrusion, cover support 19-19, 19-21, 19-23
extrusion, fender 1-7
extrusion, plastic 1-21

F

face, moveable 15-5, 15-7, 16-11
fan
cooling 10-7
fan cover 10-7
fan housing 9-3, 10-7
fan shroud 9-3
fan, flywheel 9-5
fender extrusion 1-7
fender, inner 1-45
field coil housing 7-5, 8-5, 8-7
fill plug 17-7, 17-13
fill plug gasket 17-13
filter
air 10-3, 11-17, 12-15
fuel 11-3, 11-5, 12-5
oil 9-7
oil pump 9-7
fitting, thread-forming grease 6-15
fixed-face, drive clutch 15-7
fixed-face, driven clutch 15-5
flasher, turn signal, 12-volt 4-11
float 11-9
floor mat 1-15
flywheel 9-5, 10-11
flywheel fan 9-5
flywheel fan plate 9-5
flywheel puller 24-5
FNR closeout brush 4-13
FNR handle 18-3
fnr shaft 18-5
FNR shift lever 17-7, 17-13, 18-15, 18-17
FNR shifter 17-3
FNR shifter base 18-3, 18-5
FNR shifter bracket 17-3
FNR shifter cable 17-5, 18-7, 18-9, 18-11, 18-13
FNR shifter cam 17-3
fork, shift 17-9, 17-15
frame and field assembly (motor) 20-3
frame and field, starter/generator 7-5, 8-5, 8-7
front body 1-7
front body support 1-47, 1-49
front spring retainer plate 6-21
fuel filter 11-3, 11-5, 12-5
Fuel Filter Kit 12-5
fuel gauge sending unit 11-5
fuel injector 12-9
fuel line 11-3, 11-5, 11-7, 11-11, 12-7
fuel meter 4-13

INDEX

Fuel Module, Hold-Down Ring 12-5
Fuel Pump 12-5
fuel pump 11-3, 11-5, 12-5
fuel tank 11-3, 11-5
fuel tank cap 11-3, 11-5
fuel tank strap 11-3, 11-5
fuel tank vent 11-3, 11-5
fuse 19-9, 22-7, 22-9, 22-11
 10-amp 7-11, 8-3, 8-11, 8-13
 20-amp 4-5, 4-7, 7-11
 2-amp 8-3
 3/8-amp 19-9
 5-amp 8-3
 charger 22-3, 22-5
fuse block 4-5, 4-7, 7-11, 8-11, 8-13
fuse block cover 4-7

G

gasket 18-21, 18-23
 carburetor 11-11
 carburetor mounting 11-9, 11-11
 cover, rocker 10-15
 cover, valve 10-15
 crankcase cover 9-9, 9-11
 drain plug 9-7, 10-19, 17-7
 drain plug, fill plug 17-13
 exhaust 9-9, 13-3
 head 9-9
 insulator 9-9, 11-11, 12-11
 liquid 17-7, 21-3, 24-5
 plug 21-3
 rocker case 9-9
 seat 1-25
 sending unit 11-5
 taillight 4-29
gasket kit, FE350 9-9
gasket, controller cover 19-19, 19-21, 19-23
gasket, head 10-15
gauge, battery condition 4-15, 4-17
gauge, compression 24-5
gauge, fuel-hour 4-13
gear
 17 tooth 18-25
 25 tooth 17-15
 28 tooth 17-15
 34 tooth 18-25
 52 tooth 18-25
 60 tooth 18-27, 18-29
 62 tooth 18-25
 case 17-13
 cluster idler 17-9
 differential 17-11, 17-17, 21-3
 differential idler 17-11, 21-3
 differential output 21-3
 governor 18-21, 18-23
 governor, 34 tooth 18-25

 helical 9-13, 17-9, 17-11
 planetary 17-17
 set, differential 18-29
 speed governor 17-15
 spur 9-13, 17-9
 sun 17-17
 synchro 17-9
gear yoke 24-5
gearcase 17-7, 21-3
governor 17-9, 17-15
governor arm 11-13, 12-13, 17-7, 17-13, 18-19
governor cable 11-13, 12-13
governor cable bracket 11-13
governor gear shaft 18-21, 18-23
governor shaft 18-21, 18-23
governor shaft installation tool 24-5
grommet 1-31, 1-35, 11-3, 11-5, 12-3
 ignition 9-5
guard, differential 17-19, 21-5
guide
 choke lever 11-15
 intake valve 9-9
 valve 10-15
 valve seat cutter 24-7
guide pin 10-19, 18-21, 18-23
guide ring adhesive 24-3
guide, timing chain 10-17
gun rack, floor mount 1-17

H

handle 18-5
handle, FNR 18-3
hanger, brake cable 5-11
hardware kit, charger 22-3, 22-5
harness
 wire 4-25
harness, headlight 4-5, 4-7
harness, wire 4-19, 4-25
harness, wire, gas engine-ECU 8-3
harness, wire, lighting 4-7
head gasket 9-9, 10-15
head, cylinder 9-9, 10-15
headlight 4-3
headlight assembly 4-3
headlight bulb 4-3
headlight harness 4-3
headlight retainer 4-3
headlight wire harness 4-5, 4-7
heatsink and rectifier 22-3, 22-7, 22-9, 22-11
helical gear 9-13, 17-9, 17-11
hill brake rod 5-3
hill brake weld assembly 5-3
hinge plate 1-25, 1-47, 1-49
hitch, trailer 1-43
hitch, trailer, ball 1-43
hold-down, battery 19-11, 19-13, 19-15

holder, cup 1-19
hole plug 4-17
horn 4-23, 4-25
horn bracket 4-23, 4-25
horn button and wire assembly 4-23
hose
 air intake 12-15
 engine breather 12-11
 fuel 11-3, 11-5, 12-7
 SPWS 19-17
 vent 11-7, 12-7
 vent flare 11-7
hose clamp, green 11-3, 11-5, 11-7
hose, air intake 11-17
hour meter 4-13, 4-27
hour meter, 36-48 volt 4-27
housing
 3-pin 20-3
 6-pin 19-19, 19-21, 19-23
 differential 21-3
 fan 9-3, 10-7
 field coil 7-5, 8-5, 8-7
hub 6-15, 18-31
hub cap 6-15
hub, synchronizer clutch 17-9
hydrometer 24-5

I

idle screw assembly 11-9
idler bearing 15-7
idler gear, differential 21-3
ignition coil 9-5, 10-11
indicator, battery condition 4-15, 4-17
inner frame snubber 9-15, 10-5
input shaft 18-25, 21-3
insert, synchronizer 17-9
instrument panel 4-13, 4-17
insulator 12-11
insulator gasket 9-9, 11-11, 12-11
insulator, battery 1-47
insulator, carburetor 11-11
intake valve 9-9, 10-17
intermediate shaft 21-3
internal retaining ring pliers 24-5
IQ display module (IQDM) 24-5

J

J-bolt 19-11, 19-13, 19-15
jet, main 11-9
jet, pilot 11-9
joint
 ball 5-3, 5-7, 17-5
 steering 6-9
jumper harness, run/maint 8-3

INDEX

K

key
crankshaft 9-5, 9-13
driven clutch 15-5, 16-11
On/Off 4-13, 4-17
square 15-5, 16-11
woodruff 17-7
key switch 4-13
key switch cap 4-13, 4-17
key switch, On/Off 4-17
key, crankshaft 10-21
kick plate, body 1-47, 1-49
kingpin 6-19
kit
3-pin housing 20-3
6-pin housing 19-19, 19-21, 19-23
accelerator pivot rod 5-5, 5-7
air duct shield 11-15
battery condition indicator 4-15
brake pedal 5-3
brake relay 4-5
brake shoe retainer 5-13, 5-15
clutch repair 15-5, 16-11
deflector, air 10-9
differential gear case 17-11
drive clutch button 15-7, 16-7, 16-9
drive clutch weight 15-7, 16-7, 16-9
driven clutch button 15-5, 16-11
enclosure 1-39, 1-41
fixed-face drive 15-7
flywheel puller 24-5
front hub replacement 6-15
fuel tank 11-5
gasket, FE350 9-9
hand pump, SPWS 19-25
hour meter 4-27
IQ display module (IQDM) 24-5
motor brush 20-3
motor brush spring 20-3
motor cover plate 20-3
motor speed sensor 20-3
motor terminal hardware 20-3
park brake latch 5-3
park brake pedal 5-3
PD3 hardware 22-3, 22-5
PD3 wiring 22-3
piston ring compressor 24-5
relay, 48V 4-7, 22-7
shock absorber cushion 6-23
shoe retainer 5-13, 5-15
steering column mounting bracket 6-7
taillight hardware 4-29
transmission tool 24-7
tune-up 24-7
turn signal 4-9

windshield, hinged 1-23
windshield, one-piece 1-21
wire assembly, charger 22-7
knob, forward/reverse 17-3, 18-5

L

lamp, turn signal and socket 4-9, 4-11
latch, air box 11-17
latch, park brake 5-3
leaf spring 6-25
lens, headlight 4-3
lens, taillight 4-29
lever
choke 11-15, 11-17
drive selector 17-7
speed governor 17-13
transaxle shift 18-15, 18-17
transmission shift 17-7, 17-13
light
battery 4-17
oil 4-13
water quality 19-25
limit switch 4-5, 4-7, 7-11, 7-13, 8-13, 8-15, 8-17, 8-21, 8-23, 17-3
limiter
current 22-11
voltage 4-5, 4-21
line, fuel 11-3, 11-5, 11-7, 11-11, 12-7
link, stabilizer bar 6-27
liquid gasket 17-7, 21-3, 24-5
low oil warning light 4-13
lubricant, dry moly 24-5
lubricant, moly-teflon 20-3, 24-5
lug nut 2-3
lug stud 17-11, 17-17, 18-31, 21-3
lug, compression 19-19, 19-21, 19-23

M

magnet, speed sensor 20-3
main jet 11-9
MCOR 19-3
mechanism, brake adjusting 5-13, 5-15
meter clip 4-13
meter, hour 4-27
meter, volt ohm 24-7
module
calibration test 24-3
communication display 24-5
moly-teflon lubricant 24-5
motor
48-volt IQ 20-3
motor brush kit 20-3
motor brush spring kit 20-3
motor bumper 20-3
motor end cap 20-3
motor magnet, speed sensor 20-3

motor speed controller
CE 19-19, 19-21, 19-23
IQ 19-19, 19-21, 19-23
motor speed sensor 20-3
motor speed sensor kit 20-3
motor terminal hardware kit 20-3
mount, compression 6-27
mounting block, brake 5-3
moveable-face 15-5, 15-7, 16-7, 16-9, 16-11
muffler hose clamp 13-3

N

needle bearing 17-9
nerf bar 1-27
non-skid tape 1-27
nozzle, main 11-9
nut, lug 2-3

O

oil conveyor 17-13
oil filler tube 9-3, 10-19
oil filter 9-7
oil filter mount bracket 9-7
oil filter screen 9-11
oil filter screen plate 9-11
oil level sensor 9-11, 10-13
oil level switch bracket 9-11
oil pump and rotor 9-7
oil pump cover 9-7
oil pump filter 9-7
oil pump plate 9-7
oil seal 9-9, 9-11, 9-13, 10-19, 17-7, 17-9, 18-21, 18-23
oil warning light, low 4-13
O-ring 9-3, 9-9, 9-11, 9-13, 10-17, 10-19
O-ring Kit, Fuel Module 12-5
O-Ring, Fuel Module 12-5

P

pad
brake pedal 5-3
park brake 5-3
thermal 8-19
paint, touch-up 24-5
panel
closeout, dash 1-11
panel, instrument 4-13, 4-17
panel, rear 23-7
park brake latch 5-3
park brake pedal 5-3
park brake rod sleeve 5-3
park brake spacer 5-3
park brake torsion spring 5-3
pawl 5-3
p-clamp (fuel filter) 10-9, 12-13

INDEX

- pedal, brake 5-3
 - pedal, park brake 5-3
 - pilot air screw assembly 11-9
 - pilot jet 11-9
 - pin
 - bow tie locking 5-11
 - clevis 5-11
 - differential 17-11, 18-29
 - guide 10-19, 18-21, 18-23
 - input shaft 18-25
 - piston 9-13, 10-21
 - pinion, steering 6-5
 - piston 9-13, 10-21
 - piston pin 9-13, 10-21
 - piston pin clip 10-21
 - piston ring 9-13, 10-21
 - piston ring compressor 24-5
 - piston ring pliers 24-5
 - piston ring set 9-13, 10-21
 - pivot arm 17-7
 - pivot support bearing 5-5, 5-7
 - plate
 - backing (brake) 5-13, 5-15
 - body kick 1-47, 1-49
 - component mounting 19-19, 19-21, 19-23
 - cover 20-3
 - engine mounting 9-15
 - flywheel fan 9-5
 - front spring retainer 6-21
 - hinge 1-25, 1-47, 1-49
 - mounting, CVT, center 10-5
 - mounting, engine/axle 10-5
 - oil filter screen 9-11
 - oil pump 9-7
 - receptacle backing 19-9, 23-7
 - retainer 10-15
 - spring mounting 6-21
 - thrust 17-9, 17-11
 - plate, canopy trim 1-31, 1-33, 1-35, 1-37
 - plate, steering wheel center 6-13
 - pliers
 - internal retaining ring 24-5
 - piston ring 24-5
 - retaining ring 24-5
 - plug
 - 6-pin 19-19, 19-21, 19-23
 - drain 9-7, 17-13, 18-21, 18-23
 - driven clutch puller 24-3
 - fill 17-7, 17-13
 - hole 4-17
 - oil drain 10-19
 - rubber drain 7-5, 8-5, 8-7
 - rubber, crankcase 10-19
 - spark 9-5, 10-3, 10-11
 - plug cap 9-5
 - plug, carburetor intake manifold 11-11
 - port, diagnostic 4-17, 19-5
 - positioner, choke 11-15
 - press weldment 24-3
 - protector spray, battery terminal 24-3
 - puller
 - bearing 24-3
 - drive clutch 24-3
 - drive clutch hub 24-3
 - driven clutch cam 24-3
 - flywheel 24-5
 - seal 24-5
 - pulley
 - drive clutch 15-7
 - starter-generator 7-5, 8-5, 8-7
 - v-belt 7-5, 8-5, 8-7
 - pump
 - fuel 11-3, 11-5, 12-5
 - push rod 9-9
- ## R
- rack guide pressure spring 6-5
 - rack, steering 6-5
 - ratchet, park brake 5-3, 5-5, 5-7
 - reamer, valve guide 24-7
 - rear panel 23-7
 - rear spring shackle 6-25
 - receptacle 19-9
 - receptacle backing plate 19-9, 23-7
 - receptacle, AC cord 22-11
 - receptacle, battery charger 19-9
 - rectifier with heatsink 22-3, 22-7, 22-9, 22-11
 - regulator, voltage 7-11, 8-11, 8-13
 - relay 4-7, 22-3, 22-5, 22-7, 22-9, 22-11
 - relay mounting bracket 22-9
 - relay, 12-volt 4-5
 - relay, 48V 4-7, 22-7
 - relay, brake, kit, 12-volt 4-5
 - remover, bearing and oil seal 24-3
 - resistor assembly 19-19, 19-21, 19-23
 - retainer
 - accelerator pedal spring 5-5, 5-7
 - battery 8-25
 - brake shoe 5-13, 5-15
 - headlight 4-3
 - shock absorber cushion 6-23
 - spring (drive clutch) 15-7
 - valve spring 9-9, 10-17
 - retainer plate 10-15
 - retaining ring 6-7
 - retaining ring pliers 24-5
 - return spring bumper 5-5, 5-7
 - reverse buzzer 4-13, 4-17
 - ring
 - C-type stop 6-5
 - piston 9-13, 10-21
 - retaining 6-7, 7-11, 8-11, 8-13, 15-5, 15-7, 16-7, 16-9, 16-11, 18-21, 18-23, 18-31
 - snap 6-5, 9-9, 9-13
 - spiral backup 15-7, 16-7, 16-9
 - synchronizer 17-9
 - rivet, blind push 6-13
 - rock guard 17-19, 21-5
 - rocker arm 9-9, 10-17
 - rocker case 9-9
 - rocker case gasket 9-9
 - rocker cover 10-15
 - rocker cover gasket 10-15
 - rocker shaft 9-9, 10-17
 - rocker switch 4-17
 - rocker switch (lights) 4-5, 4-7, 4-13, 4-17
 - rod
 - accelerator 5-7
 - accelerator pivot 5-5, 5-7
 - connecting 9-13, 10-21
 - crankshaft 9-13
 - equalizer 5-11
 - hill brake 5-3
 - push 9-9
 - shift 17-9
- ## S
- safety decal 3-3, 3-5
 - safety first card 24-5
 - score card plate 6-13
 - screen, oil filter 9-11
 - screw, valve clearance adjuster 24-7
 - seal
 - intake 11-17
 - lip 21-3
 - oil 9-9, 9-11, 9-13, 10-19, 17-7, 17-9, 17-11, 17-17, 18-21, 18-23, 21-3
 - steering pinion dust 6-5
 - valve 10-15
 - seal puller 24-5
 - sealant 17-7, 21-3
 - seat
 - spring 9-9
 - valve 9-7
 - seat back, beige 1-25
 - seat back, black 1-25
 - seat back, gray 1-25
 - seat back, white 1-25
 - seat bottom assembly 1-25
 - seat gasket 1-25
 - seat, bearing 6-7
 - select shaft 18-21, 18-23
 - sending unit, fuel gauge 11-5
 - sensor
 - oil level 10-13
 - temperature 10-13
 - sensor, motor speed 20-3
 - sensor, oil level 9-11

INDEX

- shackle, rear spring 6-25
 - shaft
 - axle 18-27, 18-29
 - balance 10-21
 - center 18-25
 - counter 18-25
 - counterbalance guide 9-13
 - differential 18-29
 - drive selector 17-7, 17-13
 - governor 18-21, 18-23
 - governor gear 18-21, 18-23
 - input 18-25, 21-3
 - intermediate 21-3
 - rocker 9-9, 10-17
 - select 18-21, 18-23
 - shift 18-25
 - steering column 6-7
 - transmission 17-9, 17-15
 - shaft, reverse gear 17-15
 - shaft, secondary
 - transmission 17-15
 - shield, air duct 11-15
 - shift fork 17-9, 17-15
 - shift lever 17-7, 17-13, 18-15, 18-17
 - shift rod 17-9
 - shift shaft 18-5, 18-25
 - shifter, base 18-5
 - shifter, FNR 17-3
 - shim, camshaft 9-11
 - shim, crankshaft 9-13
 - shock absorber 6-17, 6-23
 - shock absorber cushion 6-23
 - shock absorber cushion retainer 6-23
 - shoe retainer kit 5-13, 5-15
 - shoe, brake 5-13, 5-15
 - shroud 9-3
 - shroud, engine 9-3
 - shroud, fan 9-3
 - side bar 1-27
 - signal, turn 4-9
 - sleeve 18-21, 18-23
 - delta A-plate 6-19
 - governor 17-9
 - park brake rod 5-3
 - synchronizer 17-9
 - snap ring 6-5, 9-9, 9-13
 - snubber bracket 9-15, 10-5
 - snubber, inner frame 9-15, 10-5
 - solenoid 19-19, 19-21, 19-23
 - solenoid, 12-volt 7-11, 8-11, 8-13
 - spacer 1-3, 18-21, 18-23, 18-25
 - accelerator pivot rod 5-5, 5-7
 - park brake 5-3
 - spark arrester 13-5
 - spark plug 9-5, 10-3, 10-11
 - speed controller
 - CE 19-19, 19-21, 19-23
 - IQ 19-19, 19-21, 19-23
 - speed controller cover 19-19, 19-21, 19-23
 - speed sensor 20-3
 - speed sensor magnet 20-3
 - speed sensor, motor 20-3
 - spiral backup ring 15-7, 16-7, 16-9
 - spray, battery terminal protector 24-3
 - spring 18-21, 18-23
 - accelerator return 5-5, 5-7
 - brake 5-13, 5-15
 - brake return 5-11
 - brush 7-5, 8-5, 8-7, 20-3
 - compression 11-15
 - drive button 15-7, 16-7, 16-9
 - drive clutch 15-7, 16-7, 16-9
 - driven clutch 15-5, 16-11
 - extension return 11-17
 - leaf 6-25
 - park brake torsion 5-3
 - rack guide pressure 6-5
 - shifter 17-9
 - steering shaft compression 6-7
 - synchronizer 17-9
 - throttle return 11-11
 - valve 9-9, 10-17
 - spring cup 5-5, 5-7
 - spring mounting plate 6-21
 - spring retainer 10-17
 - spring, leaf 6-21
 - spur gear 9-13, 17-9
 - SPWS hose 19-17
 - stabilizer bar 6-27
 - stabilizer bar link 6-27
 - stabilizer bar mounting bracket 6-27
 - stand-offs, plastic 22-3, 22-5
 - starter/generator 8-5, 8-7
 - starter/generator belt 7-7
 - starter/generator brush cover kit 7-5, 8-5, 8-7
 - starter/generator brush spring 7-5, 8-5, 8-7
 - starter/generator brush terminal 7-5, 8-5, 8-7
 - starter/generator frame and field 7-5, 8-5, 8-7
 - starter/generator pulley 7-5, 8-5, 8-7
 - steel bushing 6-21, 6-25
 - steel pressure relief ball 9-7
 - steering column 6-7
 - steering column bearing press tool 24-7
 - steering column cover 4-9, 4-11
 - steering column retaining ring tool 24-7
 - steering gear box 6-5
 - steering joint 6-9
 - steering pinion 6-5
 - steering pinion dust seal 6-5
 - steering rack 6-5
 - steering shaft assembly 6-7
 - steering shaft compression spring 6-7
 - steering wheel 6-13
 - steering wheel puller tool 24-7
 - stiffener, flywheel side 9-15
 - stiffener, PTO side 9-15
 - strap, A-plate 6-19
 - strap, fuel tank 11-3, 11-5
 - stud 9-15
 - exhaust mounting
 - engine
 - exhaust mounting stud 10-15
 - intake mounting
 - engine
 - intake mounting stud 10-15, 12-11
 - lug 17-11, 17-17, 18-31, 21-3
 - stud, ball 7-11, 8-11, 8-13, 17-7, 17-13
 - support
 - brush guard 6-21
 - cowl 1-11
 - support yoke (steering) 6-5
 - support, bushing 6-27
 - support, front body 1-47, 1-49
 - suppressor, voltage 4-5, 22-7, 22-9, 22-11
 - switch
 - four-position 22-9, 22-11
 - key 4-13, 4-17
 - light rocker 4-5, 4-7, 4-13, 4-17
 - limit 4-5, 4-7, 7-11, 7-13, 8-13, 8-15, 8-17, 8-21, 8-23, 17-3
 - rocker 4-17
 - Tow/Run 19-7
 - turn signal 4-9, 4-11
 - switch rubber boot 7-9, 19-7
 - switch, toggle 7-9
 - synchro gear 17-9
 - synchronizer clutch hub 17-9
 - synchronizer insert 17-9
 - synchronizer sleeve 17-9
 - synchronizer spring 17-9
 - synchronizer, complete 17-15
 - system, exhaust 13-3
- ## T
- 12-volt solenoid 7-11, 8-11, 8-13
 - tachometer 24-7
 - tail light bulb 4-29
 - taillight 4-29
 - taillight assembly 4-29
 - taillight base 4-29
 - taillight bezel 4-29
 - taillight gasket 4-29
 - taillight hardware kit 4-29
 - taillight lens 4-29
 - tank, fuel 11-3, 11-5
 - tape 11-15
 - tape, non-skid 1-27

INDEX

- tappet 9-11
 - temperature sensor 10-13
 - tensioner, timing chain 10-17
 - terminal block 4-5, 4-7, 19-19, 19-21, 19-23
 - terminal, 1/4 quick-disconnect 4-19
 - tester, continuity 24-5
 - thermal pad 8-19
 - thermometer, battery 24-3
 - thread-forming grease fitting 6-15
 - throttle body 12-9
 - throttle return spring 11-11
 - throttle spring return bracket 11-11
 - thrust bearing 6-19
 - thrust plate 17-9, 17-11
 - tie rod 6-11
 - tie rod end 6-11
 - tie wrap 4-9, 4-11, 4-19, 4-27, 6-5, 7-11, 8-11, 8-13, 17-5, 18-7, 18-9, 18-11, 18-13, 19-19, 19-21, 19-23
 - timing chain 10-17
 - timing chain guide 10-17
 - tire 2-3
 - toggle switch 7-9
 - tool
 - accelerator pedal adjustment 24-3
 - brake adjustment 24-3
 - brake cable release 24-3
 - charger bezel 24-3
 - clutch cam installation 24-3
 - drive clutch holder 24-3
 - governor shaft installation 24-5
 - steering column bearing press 24-7
 - steering column retaining ring 24-7
 - steering wheel puller 24-7
 - transaxle axle seal 24-7
 - transaxle pinion seal 24-7
 - transmission 24-7
 - tool kit, clutch 24-3
 - touch-up paint 24-5
 - Tow/Run switch 19-7
 - Tow/Run switch bracket 7-9, 19-7
 - trailer hitch 1-43
 - trailer hitch ball 1-43
 - transaxle (Electric Vehicle) 21-3
 - transaxle axle seal tool 24-7
 - transaxle Graziano (gasoline vehicle), unitized 17-13
 - transaxle guard 17-19, 21-5
 - transaxle pinion seal tool 24-7
 - transaxle, limited-slip (Gas Vehicle) 18-21
 - transaxle, open-diff (Gas Vehicle) 18-23
 - transaxle, Kawasaki (Gasoline Vehicle) 17-7
 - transformer 22-3
 - transformer, battery charger 22-5, 22-7, 22-9, 22-11
 - transmission secondary shaft 17-15
 - transmission shaft 17-9, 17-15
 - transmission tool 24-7
 - tube
 - axle 17-11, 17-17, 18-27, 18-29, 21-3
 - crankcase vent 11-11
 - oil filler 9-3, 10-19
 - tune-up kit 24-7
 - turn signal 4-9
 - turn signal conversion kit 4-9
 - turn signal lens 4-3
 - turn signal socket and lamp 4-9, 4-11
 - turn signal switch 4-11
- ## U
- U-bolt 6-25
 - unitized transaxle Graziano 17-13
 - upper delta clevis 6-19
 - urethane bushing 6-19, 6-21, 6-25
- ## V
- valve 12-15
 - choke 11-17
 - exhaust 9-9, 10-17
 - fuel pickup tube 11-3, 11-5
 - intake 10-17
 - reed 9-9
 - valve clearance adjuster screw 24-7
 - valve collet 10-17
 - valve cover 10-15
 - valve cover gasket 10-15
 - valve guide 10-15
 - valve guide reamer 24-7
 - valve guide, intake 9-9
 - valve seal 10-15
 - valve seat 9-7
 - valve seat cutter 24-7
 - valve seat cutter guide 24-7
 - valve seat t-wrench 24-7
 - valve spring 9-9, 10-17
 - valve spring compressor 24-7
 - valve spring retainer 9-9
 - valve stem 2-3
 - v-belt 7-7
 - vent
 - fuel tank 12-3
 - transaxle 18-21, 18-23
 - vent barb 11-3, 11-5
 - vent, barb 11-7, 12-7
 - volt ohm meter 24-7
 - voltage limiter 4-5, 4-21
 - voltage regulator 7-11, 8-11, 8-13
 - voltage suppressor 4-5, 22-7, 22-9, 22-11
- ## W
- warning light, low oil 4-13
 - water quality light 19-25
 - wedge, bearing puller 24-3
 - weight
 - clutch 15-7, 16-7, 16-9
 - counterbalance 9-13
 - secondary clutch 15-7, 16-7, 16-9
 - weldment
 - governor bracket 12-13, 18-19
 - press 24-3
 - wheel 2-3
 - wheel, steering 6-13
 - windshield
 - one-piece 1-21
 - windshield channel 1-23
 - windshield, hinged 1-23
 - wire
 - green, starter/generator 8-3, 8-5, 8-7
 - ground, fuel tank 8-3, 12-3
 - wire harness 4-19, 4-25, 8-3
 - wire harness, headlight 4-5, 4-7
 - wire harness, lighting 4-7
 - wire lead, ignition 9-5
 - wiring, charger 22-3
 - woodruff key 17-7
 - wrap, tie 4-9, 4-11, 4-19, 4-27, 6-5, 7-11, 8-11, 8-13, 17-5, 18-7, 18-9, 18-11, 18-13, 19-19, 19-21, 19-23
- ## Y
- yoke, gear 24-5
 - yoke, support (steering) 6-5



Club Car, Inc.
P.O. Box 204658
Augusta, GA 30917-4658
USA

Web www.clubcar.com
Phone 1.706.863.3000
1.800.ClubCar
Int'l +1 706.863.3000
Fax 1.706.863.5808